

Arabic Spelling & Vocabulary For English Speaking Students

Unit 1: Colors I



Table of Contents

Exercise 1: Pronunciation	2
Learn:	3
Exercise 2: Reading Practice.....	4
Exercise 3: Oral - Meaning Practice.....	5
Exercise 4: Writing Practice.....	6
Exercise 5: Meaning & Writing Practice.....	8
Exercise 6: More Meaning & Writing Practice.....	8
Exercise 7: Enrichment: Alphabetical Order	9
Exercise 8 Enrichment: Islamic Connection.....	10
More Handwriting Practice	11
Flashcards or File Folder Matching Game Cards	12
Daily Arabic Spelling/Vocabulary General Tips.....	14

Unit 1: Colors (AlAlwan)

الوحدة 1 : الألوان


aswad



black

أَسْوَد


ahmar



red

أَحْمَر

asfar



yellow

أَصْفَر


azraq



blue

أَزْرَق

abyad



white

أَبْيَض

akhdar



green

أَخْضَر

Exercise 1: Pronunciation

Listen to your teacher say each word. Repeat after your teacher.

Learn:

What do you notice that is similar about each word on this week's list?

Did you notice that:

- They all start with an alif
 - The letter after the alif has a sukoon
 - The third letter has a fathah?
1. In Arabic, there are two forms of color words, a masculine form and a feminine form. The words on this list are masculine forms of the color words. Not all masculine forms of the color words follow this pattern, but if you remember it on these words, it may help you remember the spelling of them, insha Allah.
 2. If you look after the alif in the words on your list, how many letters do you see? _____



These letters are called root letters. These can help you determine an approximate (near) meaning of many words if you remember them!

If you see seen-wow-daal, the word might have something to do with the color black; haa-meem-raa, something to do with red. Learn these roots so you can possibly unlock a general meaning of a new word you come across. If you have a Hans Wehr or similar dictionary, look up these roots (behind the alif) and see what you find.

Now, let's practice learning the spelling and remembering the meaning of this week's words, insha Allah.....





Exercise 2: Reading Practice

Read each word.




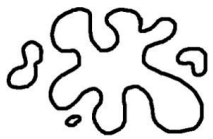








أَزْرَق	أَخْضَرَ	أَسْوَدَ	←
أَخْضَرَ	أَحْمَرَ	أَصْفَرَ	
أَسْوَدَ	أَزْرَقَ	أَحْمَرَ	
أَخْضَرَ	أَبْيَضَ	أَصْفَرَ	

Repeat the drill, reading in columns.



Exercise 3: Oral - Meaning Practice

Tell the color of each object in Arabic

Exercise 4: Writing Practice

Watch your teacher form each word in steps.
Then, write each word in steps as your teacher watches.




أخضر	أخذ	أخ	أ	أخضر
_____	_____	_____	_____	أسود
_____	_____	_____	_____	أصفر
_____	_____	_____	_____	أبيض
_____	_____	_____	_____	أخضر
_____	_____	_____	_____	أزرق
_____	_____	_____	_____	أحمر





أخضر	أخضه	أخ	أ	أخضَرَ
_____	_____	_____	_____	أسود
_____	_____	_____	_____	أصفر
_____	_____	_____	_____	أبيض
_____	_____	_____	_____	أخضَرَ
_____	_____	_____	_____	أزرق
_____	_____	_____	_____	أحمر



Exercise 5: Meaning & Writing Practice

Write the color of each item in Arabic.

avocado	_____	whale	_____
cucumbers	_____	barn	_____
cherries	_____	watermelon	_____
lips	_____	lemon	_____
niquaab (veil)	_____	bat (animal)	_____

Which color word from your list was not used? _____

Exercise 6: More Meaning & Writing Practice

Write the color of each item in Arabic.

hijaab	_____	strawberry	_____
lime	_____	stop sign	_____
tomato	_____	wagon	_____
water	_____	banana	_____



Exercise 7: Enrichment: Alphabetical Order

Write the color words from this lesson in alphabetical order.

_____ ٦	_____ ٥	_____ ٤	_____ ٣	_____ ٢	_____ ١
---------	---------	---------	---------	---------	---------

ا ب ت ث ج ح خ د ذ ر ز س ش ص
ض ط ظ ع غ ف ق ك ل م ن ه و ي








Exercise 8 Enrichment: Islamic Connection

See if you can color words in the Quraan in the ayaat listed below. Write the words you find. Remember to look for the roots as the words may not be of the same form as you learn here!
In some ayaat, there is more than one color!



	Can you tell what colored item(s) (in English) is being talked about	Colors Mentioned
35:27		
20:102		
18:31		
27:12		
12:46		
22:63		
3:106-7		
2:69		
30:51		
36:70		
39:21		
26:33		
55:76		
76:21		
57:20		
7:108		
77:33		
39:60		
20:22		
37:46		


More Handwriting Practice

أَحْمَر	أَزْرَق	أَخْضَر	أَصْفَر	أَسْوَد
				

_____	_____	_____	أَسْوَد
_____	_____	_____	
_____	_____	_____	أَصْفَر
_____	_____	_____	
_____	_____	_____	أَخْضَر
_____	_____	_____	
_____	_____	_____	أَزْرَق
_____	_____	_____	
_____	_____	_____	أَحْمَر

Flashcards or File Folder Matching Game Cards

yellow



أَصْفَر

green



أَخْضَر

red



أَحْمَر

black



أَسْوَد

white		أَبْيَض
blue		أَزْرَق

Possible Lesson Plan

Session 1

1. Dictate words from list for student to write. Either give words in English and Arabic is written or just test spelling.
2. Assign as many exercises as time allows. The rest can be homework or done in next session.
3. End session with wrap up and quick quizzing of meaning and spelling.

Subsequent Sessions:

1. Start with dictation of words. Misspelled words can be added to a running misspelled word list; missed meanings can be added to running missed vocabulary list.
2. Repeat exercises or play games to reinforce the words. See TJ's spelling page for game ideas.

As soon as more colors are learned (or even now), you could have younger students tell you what colors they are someone else is wearing today.

Daily Arabic Spelling/Vocabulary General Tips

Try to include the following activities into each session in general, no matter what the list is:

- Review- Dictation (for spelling and meaning) ; flashcards; translation (English to Arabic; Arabic to English)
- Reading practice (oral)
- Writing Practice
- Practical use (environmental)

For younger students, see TJ's Arabic Vocabulary Color Word PowerPoints at the main TJ site under Arabic resources.

<http://talibiddeenjr.amanahwebs.com>