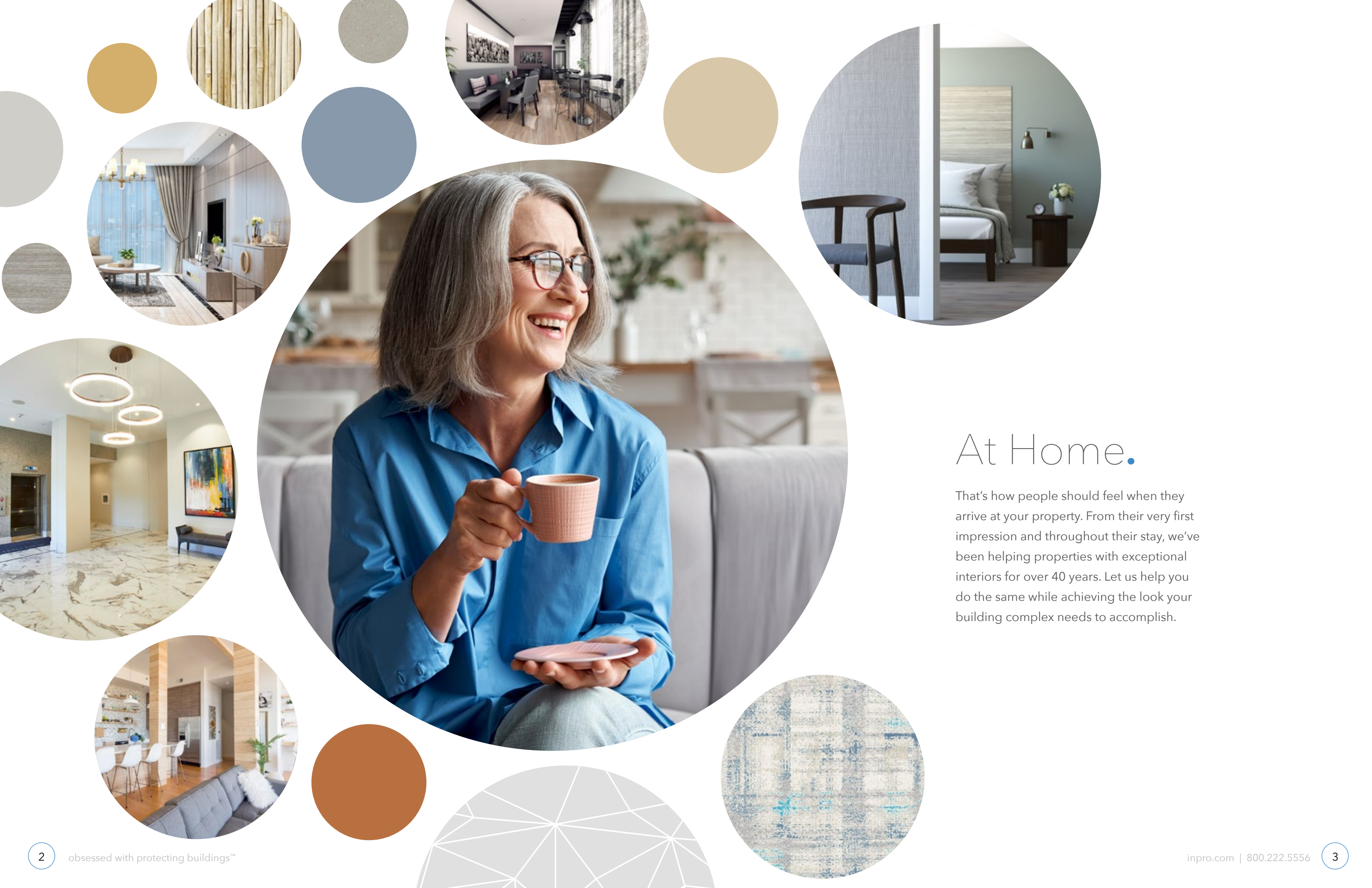




inpro®

Architectural Products for
Multifamily Spaces.

Lobbies. Parking Structures. Elevator Banks. Trash Rooms. Fitness Rooms. Corridors.



At Home.

That's how people should feel when they arrive at your property. From their very first impression and throughout their stay, we've been helping properties with exceptional interiors for over 40 years. Let us help you do the same while achieving the look your building complex needs to accomplish.

They're not *just* architectural products.

They're direction definers.

Room revitalizers.

Legends of lift.

Dirt defiers.

Ding diminishers.

Masters of movement.

They're architectural wonders for every multifamily space, made all in one place. Direct from our floors to your doors.

06 **Door + Wall Protection**

10 **Commercial Window Treatments**

14 **Elevator Interiors**

18 **Washroom Systems**

22 **Architectural Signage**

26 **Expansion Joint Systems**

30 **Design Inspiration**

They're not just Door + Wall Protection Systems.

They're ding diminishers.

People move through your building every day. The moving carts, furniture pieces and everyday backpacks and totes - the space comes alive with activity. Protect interiors and make them look good in the process so the movement can go on without making a dent. Ricochet® Flexible Wall Protection, Corner Guards, Aspex® Printed Wall Protection and Wall Panels not only protect, but enhance your interiors.



aspex® printed wall protection

corner guards


palladium® rigid sheet



corner guards




Protect corners from damage and keep your facility looking newer longer with corner guards.


-  Standard Solid Colors
-  Elements™ Patterns
-  Woodlands™ Faux-Wood Patterns
-  Aluminum or Stainless Steel



ricochet®



Ricochet® Flexible Wall Protection combines the look of premium wallcovering with the durability of rigid sheet, so your walls can make an impact and take an impact. View all patterns at inpro.com

-  Spark
-  Sketch
-  Converge



aspex®




Get the high-impact durability of PETG Sheet with the clear, crisp imagery of digital printing. With Aspex® Printed Wall Protection, you won't have to worry about the image being scratched over time.


-  Aspex® Pre-Designed Patterns
-  Custom Imagery



back of house

Areas like loading docks, trash rooms and storage take a lot of high-impact abuse. Use products that are specifically designed to absorb and deflect heavy impact from anything that gets thrown at them.

-  NuTree™
-  Stainless Steel
-  Regrind Sheet



palladium®




Palladium® Rigid Sheet Wall Protection provides superior impact resistance to keep your walls safe from damage, so you can say goodbye to endless repairs.

-  Standard Solid Colors
-  Elements™ Patterns
-  Woodlands™ Faux-Wood Patterns



3D trim

Get the look of real wood with the durability and impact resistance of wall protection with 3D Trim.

-  Standard Solid Colors
-  Elements™ Patterns
-  Woodlands™ Faux-Wood Patterns

They're not just Commercial Window Treatments.

They're room revitalizers.

Cover your privacy needs with Window Treatments like Blinds, Solar Shades and Drapery. Solar Shades can be modified with different styles, performance properties and levels of openness to enhance comfort and complement scenery and natural light. As for Drapery, you can choose any fabric in any style. We'll make them and install them for you, too!

solarity® solar shades



drapery



window treatments + blinds



Products Shown: Pinch Pleat Drapery

Copyright Sarah Mechling. Courtesy Perkins Eastman



drapery





Enhance your windows with distinctive drapery styles including Pinch Pleat, Rod Pocket, Ripplefold, Grommet Top and more. Use our Exclusive Fabrics to create a look that's truly one-of-a-kind, or let us help you source the perfect fabric from one of our many textile partners!

-  Inpro Exclusive Program Fabrics
-  Sheers
-  Dim Out



solarity® solar shades



Maintain your view of the outdoors while blocking the sun's heat and glare. Solarity® Solar Shades provide a variety of benefits for your building, including keeping excess heat out of rooms, blocking harmful UV rays, and reducing energy costs due to more controlled room temperatures. Available in cordless, clutch operated, or motorized. Custom printed shades with your graphic or logo also available.

-  Solar Screen Fabric
-  Sheer Fabric
-  Blackout Fabric
-  High Performance Fabric



blinds

Choose from Aluminum or Faux Wood. Aluminum Blinds are manufactured using the most flexible, corrosion-resistant slat material. Faux Wood Blinds are a stylish alternative to natural wood blinds, with moisture-resistant slats to prevent warping.

-  Aluminum Blinds
-  Faux Wood Blinds

They're not just Elevator Interiors.


They're legends of lift.

Furniture, groceries, children and pets... your elevator walls aren't safe. Until now! Get the elevated look you want without the dings, scratches and gouges with Inpro's Elevator Interiors. Our elevator panels are clad in the same durable material as our wall protection to save on constant maintenance and endless repairs. With a variety of colors, woodgrain patterns, custom imagery and the ability to add your logo, you'll make a lasting impression on guests by making your elevators look legendary.










Products Shown: Hercules™ Standard Cab Design with American Walnut panels



cab designs






Choose from 9 standard panel configurations that you can customize with different colors, finishes and images.

-  Standard Solid Colors
-  Elements™ Patterns
-  Woodlands™ Faux-Wood Patterns
-  Custom Imagery
-  Stainless Steel



durable panels

Our elevator panels fully wrapped with our Palladium® Rigid Sheet Wall Protection material which makes them extremely durable.

-  Standard Solid Colors
-  Elements™ Patterns
-  Woodlands™ Faux-Wood Patterns
-  Custom Imagery
-  Stainless Steel



accessories

Protect the panels in your cab with handrails and wall guards. Available in straight, bent or returned profiles.

-  Brushed Stainless Steel
-  Brushed Brass
-  Brushed Bronze

They're not just Washroom Systems.

They're dirt defiers.


Clean and luxurious. That's how bathrooms should feel! Our Shower Bases, Shower Walls and Privacy Partitions keep difficult areas immaculate, yet indulgent at the same time. Made of BioPrism® Solid Surface, our washroom systems inhibit the growth of mold and mildew and are easily repairable. Scratches, cracks and vandalism can easily be buffed out to keep your washrooms looking lavish.



decorative shower walls




shower bases



toilet partitions



Products Shown: Shower Base



shower walls

Surround your shower + restroom areas with BioPrism® Solid Surface. Use our smooth panel for a traditional look or decorative panels to get the look of tile without the grout.

Need shower rods and curtains? We can provide those, too! Search 'shower curtains' on inpro.com.

-  Solid Colors \$
-  Small Particulate \$\$
-  Medium Particulate \$\$\$



shower bases



Our Shower Bases are made from our BioPrism® Solid Surface material and are solid poured instead of foam filled for added durability and increased weight support. Because we manufacture our bases in-house, we also have the ability to customize the drain location to accommodate existing plumbing conditions or new construction project needs.

-  Solid Colors \$
-  Small Particulate \$\$
-  Medium Particulate \$\$\$



toilet partitions

Our partitions protect privacy, are easily repairable and can be customized in size to meet the needs of your project. With non-porous surfaces that stand up to mold and mildew, these strong partitions not only look good, but will save you time and money on ongoing maintenance.

-  Small Particulate \$\$
-  Medium Particulate \$\$\$

They're not just Architectural Signs.

They're direction definers.

Get interior architectural signage made to meet your look and brand of your building complex. In addition to creating your signage, we can also install it. Our professional team will be there every step of the way to ensure your products are installed with the expertise they require.



interior signs



printed wall art



dimensional characters



Products Shown: Photopolymer Regulatory Sign



standard designs

Created to take the headache out of sign selection, our standard sign designs feature popular shapes and are available in a variety of materials and colors.

-  Standard Solid Colors
-  Elements™ Patterns
-  Woodlands™ Faux-Wood Patterns
-  Photopolymer Colors
-  Photopolymer Wood Grains



characters

Bring dimension to your message with dimensional characters that are available in both exterior and interior grade options.

-  Standard Solid Colors
-  Elements™ Patterns
-  Woodlands™ Faux-Wood Patterns



wall art

Art can be expensive, not to mention easily vandalized or damaged. With Printed Wall Art, your facility can have a decorative flare without constant maintenance.

-  Custom Imagery

They're not just Expansion Joint Systems.

They're masters of movement.

Our seamless Expansion Joint Systems allow for the natural shifting and movement of buildings and are engineered to handle every condition. Prevent the spread of smoke and fire with our Fireline® Fire Barriers and stand up to harsh conditions with our parking protection. Protect your buildings and yourself from liability and let one of our Expansion Joint Experts find the perfect solution for your structure.




expansion joint systems + fireline® 520



300 wall system




115 wall + ceiling, 300 floor system



502 floor system



Products Shown: Expansion Joint Systems



430 floor system

400 Series systems meet moderate loading scenarios. The center bar and compression spring assembly correctly reposition the pan after seismic movement.



fireline® 520

Designed with installation in mind, the Fireline® 520 system installs 3x faster than other products on the market. This fire barrier installs with consistency and efficiency.




300 wall system

Systems expertly engineered to hold up interior and exterior wall applications while providing crisp lines and shadows for a clean, finished look.

Design Inspiration

See how our products can work together for your next project. Utilize our custom printing capabilities to create a unique design with your branding and bring a cohesive look throughout your interiors.

corner guards



Anodized Corner Guards



160 Blunose Corner Guard




Stainless Steel Corner Guard


signs



Custom Sign Design



Tokyo™
Standard Sign Design



Paris™
Standard Sign Design

ricochet® flexible wall protection



Tempo | Deep Blue Sea



Clarity | Boulder



Synergy | Sidewalk Chalk

elevator panels



palladium® standard solid colors



aspeX® printed wall protection



Project List

The list below is a sample of projects we've completed across the country. For more information or detailed project profiles, visit inpro.com.

Cherry Grove Commons

Elevator Interiors
North Myrtle Beach, South Carolina

Mountain Resorts

Elevator Interiors
Steamboat Springs, CO

Promenade of Longboat Key

Elevator Interiors
Longboat Key, FL

Westminster Shores Sunrise Point

Elevator Interiors
St. Petersburg, FL

Yorktown Condo Association

Elevator Interiors
Yorktown, FL

Affinity East Burnside

Faux Wood Shades
Hillsboro, OR

Camden Living Roller Shades - Club House

Solar Shades
Leesburg, VA

Fountain Glen Terra Vista

Roller Shades
Rancho Cucamonga, CA

Southlake Towers - 3 Floor Apartment Building

Solarity Shades
Palm Bay, FL

The Mariner Apartments

Solar Shades
St. Francis, WI

Cambridge Apartments

Corner Guards + Rolled Sheet
Cincinnati, OH

Denver Metro Village Senior Apartments

Ricochet® Flexible Wall Protection + Aspex® Wall Protection
Denver, CO

Forest Glen Phase 1

Sheet + Clear Corner Guards
Strasburg, VA

Hope heights Towers

Sheet, Tape-On Corner Guards
Memphis, TN

St. John's Low Income Housing

Corner Guards, Palladium® Rigid Sheet, Palladium® 3D, Handrails
Billings, MT

26 Cottage St. Apts.

ADA Shower Bases
Jersey City, NJ

Hosten Defense

BioPrism® Wall Cladding
Kingsport, TN

Parcel 2 Buckingham Properties Showers

Shower Bases
Rochester, NY

Spaulding Cambridge East Building Homeless Shelter

Shower Bases + Palladium® Rigid Sheet Wall Protection
Cambridge, MA

Tacoma Rescue Mission

BioPrism® Wall Cladding
Tacoma, WA

Alexan Fashion Valley

Expansion Joints and Fire Barriers
San Diego, CA



Centre Pointe

Expansion Joints
Milpitas, CA

Elements Apartments

Fire Barrier + Expansion Joints
Irvine, CA

Jefferson at Malden Center

Expansion Joints
Malden, MA

Savoy Apartments

Expansion Joints
Sunnyvale, CA

Modera Reynoldstown

Expansion Joints
Atlanta, GA

Santa Clara Square Apartments Phase 1 (Bldgs 1 & 2)

Fire Barrier and Expansion Joints
Santa Clara, CA

The Apartments at Lincoln Common

Expansion Joints
Chicago, IL

The Standard at Atlanta

Expansion Joints + Fire Barriers
Atlanta, GA

Arabella

Signage
Houston, TX



Players Club Resort

Elevator Interiors
Longboat Key, FL

Boynton Terrace Building 959

Signage
Chattanooga, TN

Cimarron Apartments

Signage
Seabrook, NH

Elizabeth Place

Signage
Anchorage, AK

Sandy Hill Terrace Preservation

Sign Design, Corner Guards, Palladium® Rigid Sheet, Handrails
Norristown, PA

St Anthony's Apartments

Signs, Door + Wall Protection
Milwaukee, WI

The Colony Apartments

Signage
Latonia, KY



obsessed with protecting buildings™

How they look. How they function.
And how they protect the health and safety
of the people who use them every day.

That's why we make hundreds of architectural
products all under one roof and work tirelessly to
make sure you and your buildings succeed.

Yeah, we are obsessed. But we wouldn't
have it any other way.

inpro.com

800.222.5556

World Headquarters
580 W18766 Apollo Drive
Muskego, WI 53150 USA

IPC® Door + Wall Protection
Ascend® Elevator Interiors
Juniper® Commercial Window Treatments
Clickeze® Privacy Systems
Endurant® Washroom Systems
SignScape® Architectural Signage
JointMaster® Expansion Joint Systems

©2021 Inpro Corporation

