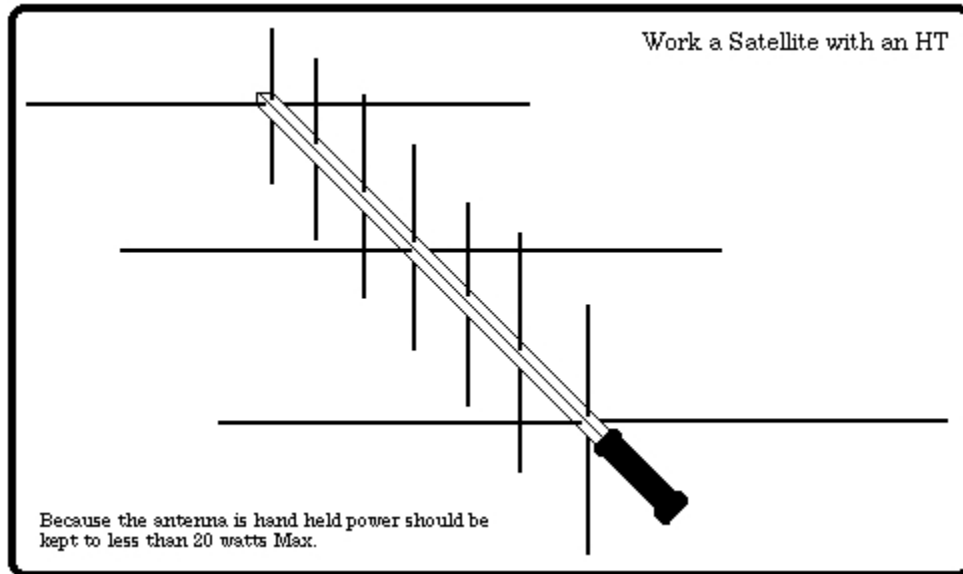


← Arrow Antenna →

911 E. Fox Farm Rd. #2
Cheyenne, WY 82007

ArrowAntennas.com
Simply the Best

(307) 222-4712
info@arrowantennas.com



Arrow II Satellite Antenna

AO27 Up-link 145.580 Down-link 436.800

The Arrow II line of antennas has been engineered to provide maximum gain and efficiency in the smallest practical size & weight. **ONLY 19 oz.**

Aluminum **Arrow Shafts** are used for elements.

The 2 in-line gamma matches (not shown) are pre-assembled & pre-tuned. One connector for VHF and one for UHF. These are BNC only.

The boom is $\frac{3}{4}$ " square (with round corners) 37 $\frac{1}{2}$ " long. Note the big black foam grip for easy holding.

Boom & elements all have plastic tips for safety.

Guarantee

No hassle refund

If you are not completely satisfied with any ARROW ANTENNA Product it can be returned for a FULL refund less shipping and handling within 90 DAYS of purchase date.

SIMPLY THE BEST

Model

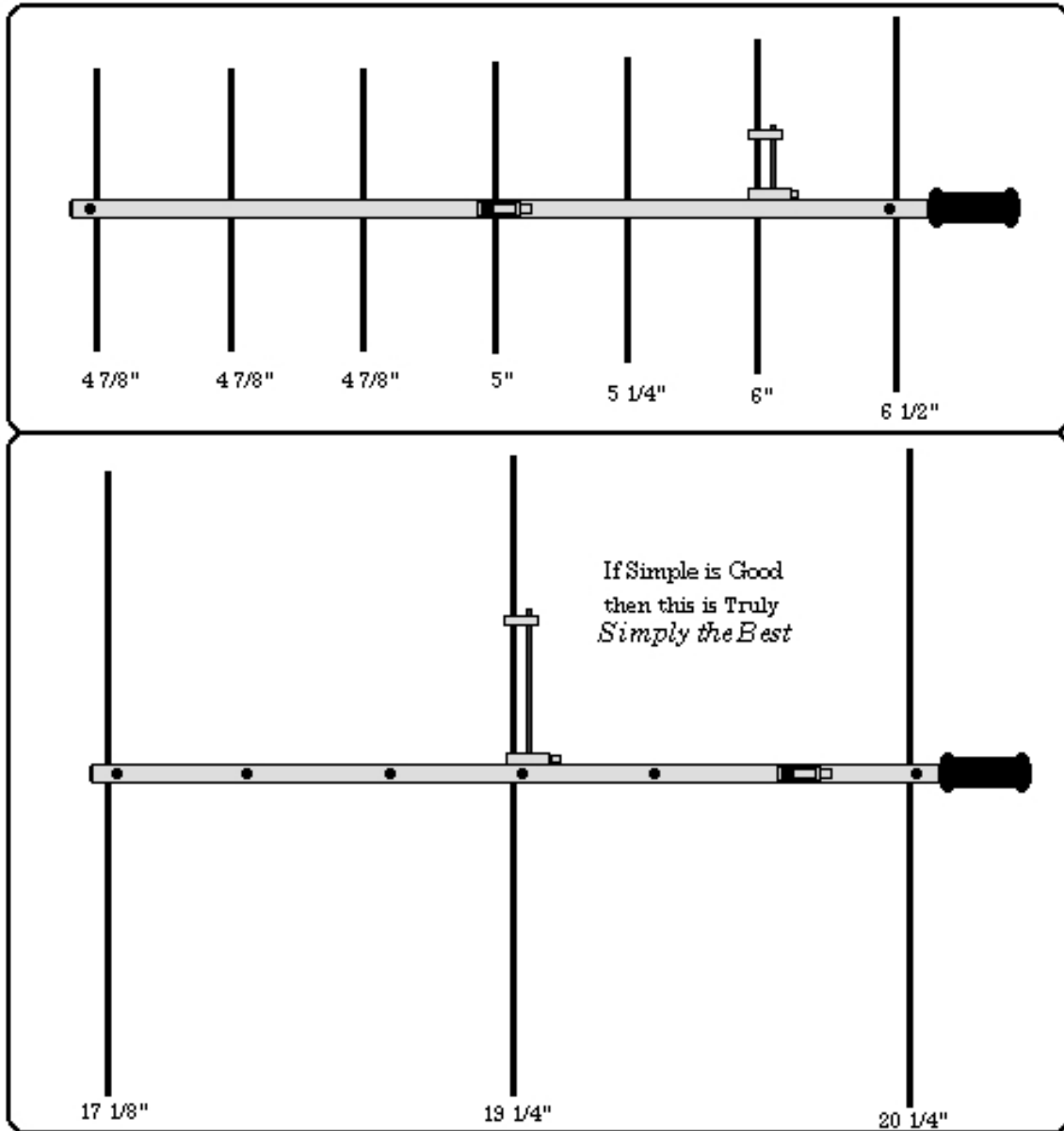
146/437-10 (All Suffixes)

3 Elements for VHF
7 Elements for UHF

We don't invent antennas.
We simply build them better.

Part #	Price	Model 146/437-10 (All Suffixes) Parts List
14643710	\$20.00	Boom - with End Caps and Foam Handle (37 1/2 ")
146437BP	\$29.00	2 piece Boom - with End Caps and Foam Handle (37 1/2 ")
437 6.000	\$18.00	437 Driven Element pair - with Gamma Match, End Caps, Inserts & Stud (6 ")
437 4.875	\$ 4.00	3rd through 5th Director Element Pair - with End Caps, Inserts, & Stud (4 7/8 ")
437 5.000	\$ 4.00	2nd Director Element Pair - with End Caps, Inserts, & 2 1/4 Stud (5 ")
437 5.250	\$ 4.00	1st Director Element Pair - with End Caps, Inserts, & 2 1/4 Stud (5 1/4 ")
437 6.500	\$ 4.00	Reflector Element Pair - with End Caps, Inserts, & Stud (6 1/2 ")
146 19.250	\$22.00	146 Driven Element Pair - with End Caps Inserts, & 2 1/2" Stud (19 1/4 ")
146 17.125	\$ 8.00	Director Element Pair - with End Caps, Inserts, & 2 1/4" Stud (17 1/8 ")
146 20.250	\$ 8.00	Reflector Element Pair - with End Caps, Inserts, & 2 1/4 " Stud (20 1/4 ")
2.250	\$ 1.00	2 1/4 " All Thread Stud for all Elements (2 for \$1.)
SC 9/32	\$1.00	Red End Caps For Elements (10 for \$1.)
FP 125	\$1.00	Black End Caps for the Boom (4 for \$1.)
3128 Black	\$ 2.00	Black Foam Handle Grip

(Please add \$8.00 S & H per order. Thank you.)

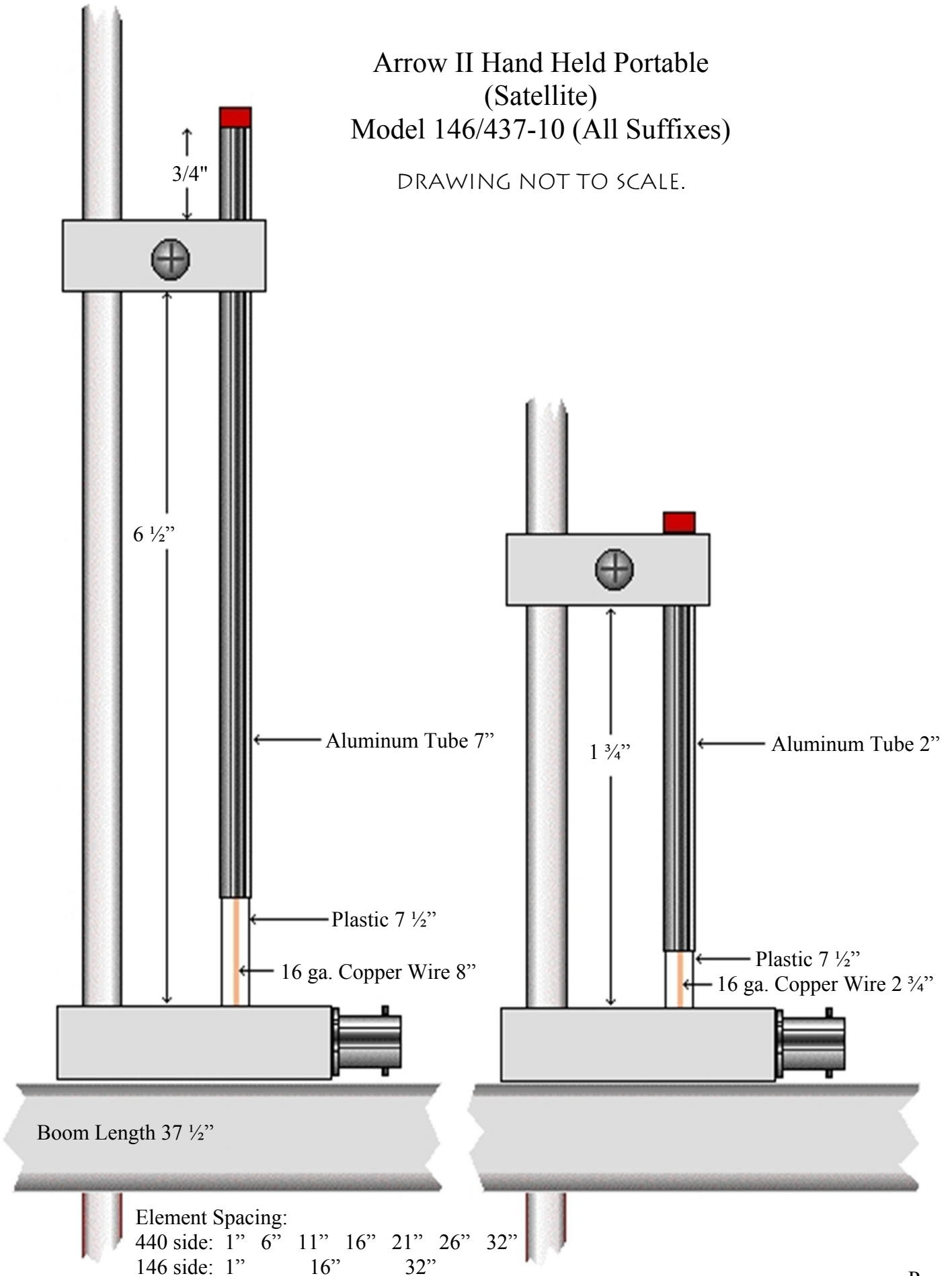


Assembly Instructions

Attach the elements to the boom as shown above by screwing the elements together through holes in the boom. Attach feed lines to the BNC connectors. That's it. The antenna is pre-tuned and ready to go.

Arrow II Hand Held Portable
 (Satellite)
 Model 146/437-10 (All Suffixes)

DRAWING NOT TO SCALE.



← Arrow Antenna

911 E. Fox Farm Rd. #2
Cheyenne, WY 82007

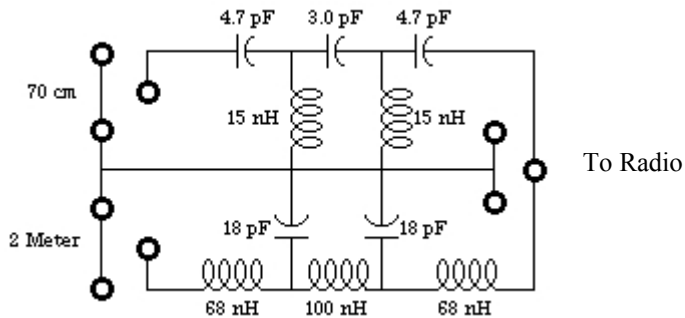
ArrowAntennas.com
Simply the Best

(307) 222-4712
info@arrowantennas.com

Model 10W (Low Power)

When ordered together, duplexer comes installed in the boom.


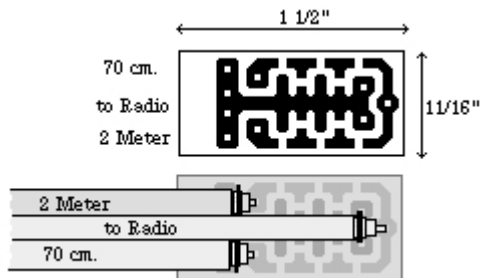
Duplexer for 146/437-10



All surface mount components.

Maximum Power is 10 Watts.

Duplexer fits inside the boom. Coax is routed under Foam Grip.



Guarantee

No hassle refund


If you are not completely satisfied with any ARROW ANTENNA Product it can be returned for a FULL refund less shipping and handling within 90 DAYS of purchase date.

SIMPLY THE BEST

Installation:

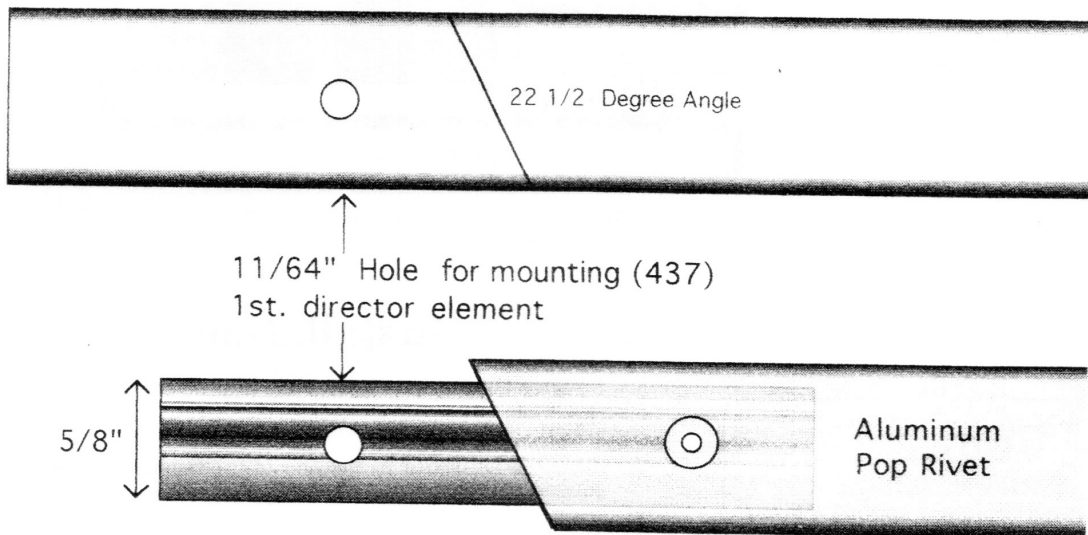
1. Remove the foam grip and the plastic end cap from the boom.
2. Slide the Duplexer in the end of the boom at an angle. Reseat new plastic end cap.
3. Using your finger, apply some corn starch to the inside of the foam grip and to the antenna cables and boom.
4. Slide the foam grip over the coax cables and boom as shown above.
5. Blow the corn starch off with an air can or compressed air.

Drawing of 146/437-10 Split Boom



Drawing NOT to Scale

Close Up View



3" of 1/2" Copper Pipe has a 5/8" OD.

ASSEMBLY CHECKLIST FOR OUR SHIPPING DEPARTMENT.

Circle Antenna Being Assembled:

146/437-10 146/437-10BP 146/437-10WBP

146/437-10W

Solid Boom Split Boom Duplexer installed to match driven elements.

10 element holes

Hole are clear

4 tripod holes

End Caps

Foam Handle Grip

2 @ 20 1/4" elements

1 @ 19 1/4" driven element.

1 @ 19 1/4" non-driven element

2 @ 17 1/8" elements

3 studs

6 @ 4 7/8" elements paired

2 @ 5" elements paired

2 @ 5 1/4" elements paired

1 @ 6" driven element paired with 1 @ 6" non-driven element

2 @ 6 1/2" elements paired