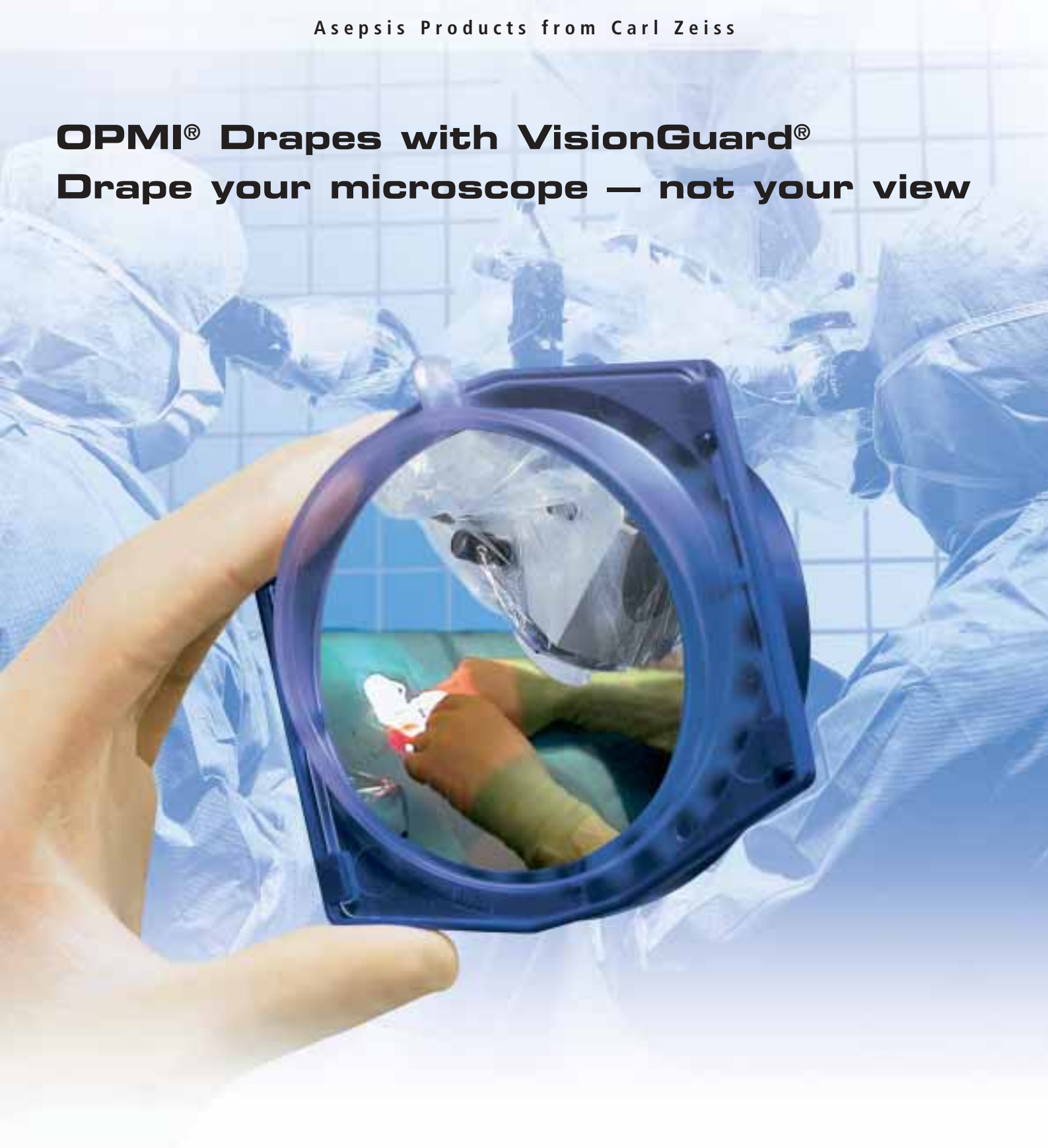


Asepsis Products from Carl Zeiss

**OPMI® Drapes with VisionGuard®**  
**Drape your microscope – not your view**



We make it visible.



# Optics

## Unmatched optical quality

### **A drape lens that complements the surgical microscope**

ZEISS optics for drapes – an idea whose time has come. Even when looking through ZEISS' legendary optics, it is difficult to believe VisionGuard is actually in place. VisionGuard ensures that the drape lens and microscope work as a single optical unit rather than interfering with each other and deteriorating the brilliant image of today's OPMI microscopes. OPMI Drapes are designed by a microscope company, a difference that sets them apart from any other drape available today.

### **More than just a lens cover**

For over a century, optical engineers at Carl Zeiss have produced lenses using the most advanced techniques. Now they have succeeded in adapting these techniques to the manufacture of single-use drape lenses. VisionGuard is a genuine ZEISS lens engineered with a patented slanted design and is virtually free of optical aberrations and reflections. The revolutionary VisionGuard lenses are not just a lens cover for your drape, but a work of art from an optical master – Carl Zeiss.



*VisionGuard drape lenses enable surgeons to operate with confidence by not compromising the view of the surgical site.*

### **Freedom of movement**

Carl Zeiss OPMI Drapes are designed to custom fit the surgical microscope, allowing the microscope to move as freely as needed. Straps are strategically placed along the drape to secure excess material up and out of the way. In addition, Carl Zeiss continues to develop enhancements, such as the AutoDrape™ function on OPMI Pentero™. A vacuum is created and the drape clings to the microscope head and carrier arm, remaining out of the sterile field without impairing mobility. With or without AutoDrape, OPMI Drapes from Carl Zeiss do not impede the movement of the microscope.




### **Rapid lens replacement**


Furthermore, if VisionGuard becomes contaminated during a procedure, its uniquely designed slide mechanism permits easy and quick replacement with minimal interruption of the surgical workflow. Simply slide the splattered lens out of the housing, insert a new sterile lens\* and continue the procedure in a matter of seconds with an unencumbered view and an uncompromised sterile field.

\*Individually packaged, sterile VisionGuard lenses are available separately as an accessory. When replacing a VisionGuard lens please ensure that the applicable sterile technique is observed.





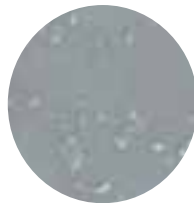
# **OPMI Drapes & VisionGuard**




### **Proof positive**

VisionGuard lenses are manufactured to Carl Zeiss' exacting optical specifications. Each and every lens must be approved by an automated inspection system, ensuring that each lens meets these exacting specifications. Electron microscope images vividly demonstrate that these are not mere lens covers; they are lenses of the highest optical quality.

Company A



Company B



ZEISS VisionGuard



*Even magnified at 300x, the surface of VisionGuard lenses (far right) displays none of the optical aberrations so apparent in other available lens covers.*



*Straps and closures are conveniently placed and easy to seal and reseal.*

*Air evacuation for an excellent fit: AutoDrape System.*

## Preserving the sterile field

# Sterility

### **The best of both worlds**

Outstanding optics and an intact sterile field: in the past, these were often mutually exclusive. Today, VisionGuard allows you to have both. The lens is virtually invisible to the surgeon and does not compromise the optical quality of the microscope while safeguarding the sterile field.

### **Lenses instead of new drapes**

Should a lens become contaminated during a procedure, VisionGuard can be easily replaced. Simply slide the splattered lens out of the housing and insert a new sterile lens.\* With standard drapes, either the entire drape must be replaced or the contaminated lens cover has to be removed, compromising the sterile field.

\*Individually packaged, sterile VisionGuard lenses are available separately as an accessory. When replacing a VisionGuard lens please ensure that the applicable sterile technique is observed.



*VisionGuard lenses can be quickly and easily replaced thanks to the practical slide mechanism.\**



### **Carl Zeiss' attention to detail**

A soft, clear, easy-to-handle material allows the microscope and its accessories to be viewed right through the drape – even without the AutoDrape function, as on OPMI Pentero. Straps are strategically placed along the drape to secure excess material up and out of the way. The eyepiece covers are easy to secure and reposition. In addition, some drape models include latex-free rubber bands for even more flexible positioning, all at an affordable price.

### **Local service and support**

Contact your local Carl Zeiss representative for a free sample and a price quote and experience the optical clarity of OPMI Drapes with VisionGuard. See for yourself how OPMI Drapes can help maximize OR efficiency.





## Managing assets and efficiency

# Economy

### **When only the best is good enough**

Time spent in the OR is one of the most expensive managed assets – every moment counts. Carl Zeiss OPMI Drapes with VisionGuard provide superiority in two key areas: sterile field preservation and OR efficiency.

### **Sterile field preservation does not have to mean poor vision**

Sterile working conditions are not only essential for patients to prevent infections during a procedure, they are also vital to the OR team to avoid exposure to blood-borne pathogens. Drapes help to ensure that these sterile conditions are not compromised. As some available drape lenses have such poor optical quality, surgeons may wish to remove the drape lens to see clearly through the microscope. However, removing it creates a hole in the sterile field directly above the surgical site. Uncovered objective lenses on a surgical microscope can become so contaminated that they present a danger to non-sterile staff who disinfect the equipment after the procedure. With ZEISS VisionGuard drape lenses, there are no optical reasons to remove the drape lens prior to surgery. Finally, leaving the drape lens in place helps protect the investment of the surgical microscope, protecting the surface of the objective lens from contamination and thereby not accelerating wear and tear.


### **Efficiency at its best**

OPMI Drapes ideally support the efficiency of the OR team in two key ways, saving time and money. First, OPMI Drapes are designed to be quick and easy to use. Second, should a lens become contaminated during a procedure, the splattered lens can simply be slid out of the housing, and a new sterile lens can be inserted\* without re-draping the entire microscope. The surgeon can continue the procedure with an unencumbered view and an uncompromised sterile field within a few seconds. The bottom line is fewer drapes are needed and less time is wasted.

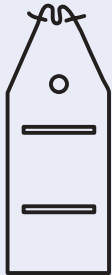
### **Attention to detail**

Carl Zeiss aims to satisfy its customers with outstanding products and services, and that is why details are important. VisionGuard drape lenses are a clear demonstration of this dedication.

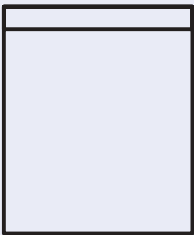




306075 *Ideal for OPMI ORL,  
PRO magis, PROergo*




326009 *Ideal for OPMI 1, 6, 9  
without accessories*  
326044 *Ideal for colpscopes with  
ZEISS MM2 or similar  
micromanipulator, non-sterile*



326012 *Ideal for all foot control  
panels, non-sterile*



326050 *Ideal for all rigid endoscopes,  
arthroscopes and laparoscopes*

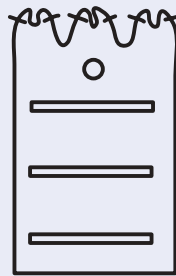


306070 *Ideal for OPMI Vario,  
Sensera, Movena, VISU 150,  
VISU 200, 111, MD, 11,  
OPMI VISU 140, VISU 160,  
VISU 210*  
306025 *Ideal for OPMI CS, ES, Vario,  
image guidance*  
326005 *Ideal for OPMI 1, 6, 9*

## Specifications


OPMI Drapes from Carl Zeiss come in a wide variety of sizes and specifications to meet your draping needs. See below for a selection of the most popular configurations. For a complete listing of drape patterns and dimensions, please contact your local Carl Zeiss representative.

Drapes with VisionGuard have been optimized for OPMI surgical microscopes and diagnostic microscopes from Carl Zeiss. Please note that VisionGuard drape lenses (order no. 30XXXX) are only available on drapes with 65 mm lenses.




**306071** *Ideal for OPMI CS, ES*


**326018** *Ideal for OPMI 1, 6, 9  
on larger floorstands*



**306026** *Ideal for OPMI Pentero and  
OPMI Neuro*



**326048** *Ideal for ZEISS MM4 or  
MM6 micromanipulator*



**326082** *Ideal for use with 48 mm O.D.*

**306084** *Ideal for use with 65 mm O.D.*

For information, please contact:



30-016/1-e Printed in Germany W-TS-IX/2004 Boo  
Subject to change in design and scope of delivery and as a result of ongoing technical development.



**Carl Zeiss AG**

Surgical Products Division Fax: +49 (0) 7364/20-4823  
73446 Oberkochen Email: surgical@zeiss.de  
Germany www.zeiss.com/drapes

OPMI and VisionGuard are registered trademarks of Carl Zeiss.

AutoDrape and Pentero are trademarks of Carl Zeiss.

VisionGuard is protected under patents and further patents pending: US 5,608,574 DE 44 13 920 B4

©2004 Carl Zeiss

For information, please contact:



30-0161/e/USA Printed in Germany W-TS-IX/2004 Too  
Subject to change in design and scope of delivery and as a result of ongoing technical development.



**Carl Zeiss Surgical, Inc.** Tel.: 800-442-4020  
One Zeiss Drive E-Mail: [surgical@zeiss.com](mailto:surgical@zeiss.com)  
Thornwood, NY 10594 <http://www.zeiss.com/ent>

OPMI and VisionGuard are registered trademarks of Carl Zeiss.  
AutoDrape and Pentero are trademarks of Carl Zeiss.  
VisionGuard is protected under patents and further patents pending: US 5,608,574 DE 44 13 920 B4  
©2004 Carl Zeiss