






































| YEAR                          | CC<br> | CID<br> | LITER<br> | CYL<br> | ENGINE<br> | MODEL<br> | BORE<br> | GRV<br> | RING TYPE<br> | HAST SET<br> | CYL SET<br> | SIZE<br> |
|-------------------------------|---|--|--|--|---|--|--|--|--|---|--|---|
| <b>ACURA</b>                  |   |  |  |  |   |  |  |  |  |   |  |   |
| 1986-89                       | 1590  |  | 1.6 L  | 4  | D16A1   | Integra  | 75.00<br>2.953   | 1.20<br>1.50<br>2.80   | 398 BF CR S<br>435 SCRIP PC GI<br>859 FV CR<br>732 FV CR   | 2C4640<br>2C4640010<br>2C4640020<br>2C4640030<br>2C4640040<br>2C4640060                         | 4  | STD<br>0.25<br>0.50<br>0.75<br>1.00<br>1.50   |
| 1991-93<br>1990-01<br>1990-01 | 1678<br>1797<br>1834  |  | 1.7 L<br>1.8 L<br>1.8 L  | 4<br>4<br>4  | B17A1<br>B18C1<br>B18A1, B18B1, B18C5   | Integra<br>Integra<br>Integra  | 81.00<br>3.189   | 1.00<br>1.20<br>2.80   | 398 BF CR S<br>126 RVT PC GI<br>861 FV CR<br>732 FV CR   | 2C4666<br>2C4666010<br>2C4666020<br>2C4666030<br>2C4666040                                      | 4  | STD<br>0.25<br>0.50<br>0.75<br>1.00   |
| 2002-05<br>2002-06            | 1998<br>1998  | 122<br>122   | 2.0 L<br>2.0 L   | 4<br>5   | K20A2, K20A3,<br>K20Z1  | RSX<br>RSX   | 86.00<br>3.386   | 1.20<br>1.20<br>2.00   | 398 BF CR S<br>126 RVT PC GI<br>993 FV CR<br>005 FV CR   | 2C5089<br>2C5089010<br>2C5089020<br>2C5089030<br>2C5089040                                      | 4  | STD<br>0.25<br>0.50<br>0.75<br>1.00   |
| 2013-15                       | 1997  |  | 2.0 L  | 4  | R20A3   | ILX  | 81.00<br>3.189   | 1.20<br>1.20<br>2.00   | 398 BF CR S<br>126 RVT PC GI<br>993 FV CR<br>005 FV CR   | 2C4850<br>2C4850010<br>2C4850020<br>2C4850030<br>2C4850040                                      | 4  | STD<br>0.25<br>0.50<br>0.75<br>1.00   |
| 2012-15                       | 2354  |  | 2.4 L  | 4  | K24Z3, K24Z7  | ILX, TSX<br><b>V-TEC</b>   | 87.00<br>3.425   | 1.20<br>1.20<br>2.00   | 398 BF CR S<br>126 RVT PC GI<br>993 FV CR<br>005 FV CR   | 2C5147<br>2C5147010<br>2C5147020<br>2C5147030<br>2C5147040                                      | 4  | STD<br>0.25<br>0.50<br>0.75<br>1.00   |
| 1998-99                       | 2254  |  | 2.3 L  | 4  | F23A1   | CL   | 86.00<br>3.386   | 1.20<br>1.20<br>2.80   | 398 BF CR S<br>126 RVT PC GI<br>997 FV CR<br>732 FV CR   | 2C4969<br>2C4969020<br>2C4969030<br>2C4969040   | 4  | STD<br>0.50<br>0.75<br>1.00   |
| 2012-15                       | 2354  |  | 2.4 L  | 4  | K24Z7   | ILX Saloon   | 87.00<br>3.425   | 1.20<br>1.00<br>2.00   | 398 BF CR S<br>123 RVT PC DI<br>993 FV CR<br>005 FV CR   | 2C4122<br>2C4122020<br>2C4122030  | 4  | STD<br>0.50<br>0.75   |
| 2003-10                       | 2354  |  | 2.4 L  | 4  | K24A2<br><b>DOHC</b>  | FI TSX   | 87.00<br>3.425   | 1.20<br>1.20<br>2.50   | 398 BF CR S<br>126 RVT PC GI<br>995 FV CR<br>732 FV CR   | 2C5179<br>2C5179020<br>2C5179030<br>2C5179040   | 4  | STD<br>0.50<br>0.75<br>1.00   |
| 1991-98                       | 2456  |  | 2.5 L  | 5  | G25A, G25A1, G25A4  | TL, Vigor  | 85.00<br>3.346   | 1.20<br>1.20<br>2.80   | 398 BF CR S<br>126 RVT PC GI<br>997 FV CR<br>732 FV CR   | 2C4779<br>2C4779020<br>2C4779030<br>2C4779040   | 5  | STD<br>0.50<br>0.75<br>1.00   |
| 1986-87                       | 2494  |  | 2.5 L  | 6  | C25A1   | Legend   | 84.00<br>3.307   | 1.20<br>1.20<br>4.00   | 398 BF CR S<br>126 RVT PC GI<br>058 FV CR<br>732 FV CR   | 2C4644<br>2C4644020<br>2C4644030<br>2C4644040   | 6  | STD<br>0.50<br>0.75<br>1.00   |
| 1987-97                       | 2675  |  | 2.7 L  | 6  | C27A1   | Legend   | 87.00<br>3.425   | 1.20<br>1.20<br>4.00   | 398 BF CR S<br>126 RVT PC GI<br>058 FV CR<br>732 FV CR   | 2C4645<br>2C4645020<br>2C4645030<br>2C4645040   | 6  | STD<br>0.50<br>0.75<br>1.00   |
| 1997-98                       | 2977  |  | 3.0 L  | 6  | J30A1   | CL   | 86.00<br>3.386   | 1.20<br>1.20<br>2.80   | 398 BF CR S<br>126 RVT PC GI<br>997 FV CR<br>732 FV CR   | 2C4971<br>2C4971020<br>2C4971030<br>2C4971040   | 6  | STD<br>0.50<br>0.75<br>1.00   |
| 1991-05<br>1991-98            | 2977<br>3206  |  | 3.0 L<br>3.2 L   | 6<br>6   | C30A1, C30A<br>C32A1, C32A6   | NSX, NSX-T<br>Legend, TL   | 90.00<br>3.543   | 1.20<br>1.20<br>2.80   | 398 BF CR S<br>126 RVT PC GI<br>861 FV CR<br>732 FV CR   | 2C4667<br>2C4667020<br>2C4667030<br>2C4667040   | 6  | STD<br>0.50<br>0.75<br>1.00   |
| 1997-05                       | 3179  |  | 3.2 L  | 6  | C32B1   | NSX, NSX-T   | 93.00<br>3.661   | 1.20<br>1.20<br>2.50   | 398 BF CR S<br>126 RVT PC GI<br>995 FV CR<br>732 FV CR   | 2C4781<br>2C4781010<br>2C4781020<br>2C4781030<br>2C4781040                                      | 6  | STD<br>0.25<br>0.50<br>0.75<br>1.00   |
|                               |   |  |  |  |   |  |  |  | 397 BF PM S<br>126 RVT PC GI<br>995 FV CR<br>732 FV CR   | 2M4781<br>2M4781010<br>2M4781020<br>2M4781030<br>2M4781040                                      | 6  | STD<br>0.25<br>0.50<br>0.75<br>1.00   |

| YEAR               | CC           | CID | LITER          | CYL    | ENGINE   | MODEL  | BORE           | GRV                  | RING TYPE  | HAST SET  | CYL SET | SIZE  |
|--------------------|--------------|-----|----------------|--------|--|--|----------------|----------------------|--|---|---------|---|
|                    |              |     |                |        |  |  |                |                      |  |   |         |   |
| <b>ACURA</b>       |              |     |                |        |  |  |                |                      |  |   |         |   |
| 1999-08<br>2001-17 | 3210<br>3471 |     | 3.2 L<br>3.5 L | 6<br>6 | J32A1, J32A2, J32A3<br>J35A1, J35A3, J35A8<br>J35Y4, J35Z2<br>J35Z6, J35A6 | CL-S, TL, TL-S<br>MDX, RL, LX, TL, TL-S,<br>RDX, RLX, 212. RDX,<br>TL, TSX | 89.00<br>3.504 | 1.20<br>1.20<br>2.80 | 398 BF CR S<br>126 RVT PC GI<br>997 FV CR<br>732 FV CR     | 2C4972<br>2C4972020<br>2C4972030<br>2C4972040                           | 6       | STD<br>0.50<br>0.75<br>1.00                 |
| 1996-04            | 3474         |     | 3.5 L          | 6      | C35A1  | RL   | 90.00<br>3.543 | 1.50<br>1.20<br>2.80 | 335 T PM DI<br>126 RVT PC GI<br>861 FV CR<br>732 FV CR     | 2M4940<br>2M4940020<br>2M4940030<br>2M4940040                           | 6       | STD<br>0.50<br>0.75<br>1.00                 |
| <b>DAEWOO</b>      |              |     |                |        |  |  |                |                      |  |   |         |   |
| 1999-On<br>1999-02 | 600<br>800   |     | 0.6 L<br>0.8 L | 3<br>3 | F6B<br>F8C, F8CV<br><b>Suzuki Eng.</b>                                     | Matiz, Tico<br>Damas, Mitiz, Tico  | 68.50<br>2.697 | 1.20<br>1.50<br>2.80 | 398 BF CR S<br>126 RVT PC GI<br>859 FV CR<br>732 FV CR     | 2C5039<br>2C5039010<br>2C5039020<br>2C5039030<br>2C5039040              | 3       | STD<br>0.25<br>0.50<br>0.75<br>1.00         |
| 2003-On            | 796          |     | 0.8 L          | 3      | 3EA<br><b>Pontiac Eng</b><br><b>SOHC</b>                                   | Matiz  | 68.50<br>2.697 | 1.20<br>1.20<br>2.50 | 398 BF CR S<br>126 RVT PC GI<br>995 FV CR<br>732 FV CR     | 2C5273<br>2C5273010<br>2C5273020<br>2C5273030<br>2C5273040<br>2C5273060 | 1       | STD<br>0.25<br>0.50<br>0.75<br>1.00<br>1.50 |
| 2003-10<br>2006-07 | 995<br>1150  |     | 1.0 L<br>1.2 L | 4<br>4 | 4EA<br>LQ5<br><b>Pontiac Eng</b><br><b>SOHC</b>                            | Matiz, Tico<br>AVEO Stufenheck   | 68.50<br>2.697 | 1.20<br>1.20<br>2.50 | 398 BF CR S<br>126 RVT PC GI<br>995 FV CR<br>732 FV CR     | 2C4522<br>2C4522250<br>2C452275<br>2C4522100                            | 4       | STD<br>0.50<br>0.75<br>1.00                 |
|                    | 1378         |     | 1.4 L          | 4      |  |  | 76.50<br>3.012 | 1.20<br>1.50<br>2.50 | 398 BF CR S<br>401 SCRPP PC GI<br>995 FV CR<br>732 FV CR   | 2C5177<br>2C5177010<br>2C5177020<br>2C5177030                           | 4       | STD<br>0.25<br>0.50<br>0.75                 |
| 1985-96            | 1498         |     | 1.5 L          | 4      | A15MF  | Leman, Espeso,<br>Lanos, Kadett<br>Nubira, Nexia,                          | 76.50<br>3.012 | 1.50<br>1.50<br>3.00 | 032 BF PC GI<br>401 SCRPP PC GI<br>054 FV CR<br>732 FV CR  | 4819<br>4819010<br>4819020<br>4819030<br>4819040                        | 4       | STD<br>0.25<br>0.50<br>0.75<br>1.00         |
|                    |              |     |                |        |  |  |                |                      | 362 BF 3CR GI<br>401 SCRPP PC GI<br>054 FV CR<br>732 FV CR | 2C4819<br>2C4819010<br>2C4819020<br>2C4819030<br>2C4819040              | 4       | STD<br>0.25<br>0.50<br>0.75<br>1.00         |
| <b>DAIHATSU</b>    |              |     |                |        |  |  |                |                      |  |   |         |   |
|                    | 544          |     | 0.5 L          | 2      | EK23   | Fuji   | 76.00<br>2.992 | 1.50<br>1.50<br>2.80 | 032 BF PC GI<br>126 RVT PC GI<br>861 FV CR<br>732 FV CR    | 6153<br>6153010<br>6153020<br>6153030<br>6153040                        | 2       | STD<br>0.25<br>0.50<br>0.75<br>1.00         |
|                    |              |     |                |        |  |  |                |                      | 362 BF 3CR GI<br>126 RVT PC GI<br>861 FV CR<br>732 FV CR   | 2C6153<br>2C6153010<br>2C6153020<br>2C6153030<br>2C6153040              | 2       | STD<br>0.25<br>0.50<br>0.75<br>1.00         |
| 1983-98            | 843          |     | 0.8 L          | 3      |  | Charade CD<br>Hi-Jet, Sparcar, Zebra                                       | 70.00<br>2.756 | 1.50<br>1.50<br>2.80 | 032 BF PC GI<br>126 RVT PC GI<br>859 FV CR<br>732 FV CR    | 6163  | 3       | STD   |
|                    |              |     |                |        |  |  |                |                      | 362 BF 3CR GI<br>126 RVT PC GI<br>859 FV CR<br>732 FV CR   | 2C6163<br>2C6163010<br>2C6163020<br>2C6163030                           | 3       | STD<br>0.25<br>0.50<br>0.75                 |
| 1978-92            | 993          |     | 1.0 L          | 3      | CB10, CB32, CB90, G10  | Charade  | 76.00<br>2.992 | 1.50<br>1.50<br>2.80 | 032 BF PC GI<br>435 SCRPP PC GI<br>861 FV CR<br>732 FV CR  | 4459<br>4459020<br>4459030<br>4459040                                   | 3       | STD<br>0.50<br>0.75<br>1.00                 |
|                    |              |     |                |        |  |  |                |                      | 362 BF 3CR GI<br>435 SCRPP PC GI<br>861 FV CR<br>732 FV CR | 2C4459<br>2C4459010<br>2C4459020<br>2C4459030<br>2C4459040              | 3       | STD<br>0.25<br>0.50<br>0.75<br>1.00         |

| YEAR  | CC  | CID   | LITER   | CYL   | ENGINE  | MODEL   | BORE  | GRV   | RING TYPE   | HAST SET   | CYL SET   | SIZE  |
|---|---|---|---|---|---|---|---|---|---|--|---|---|
|  |  |  |  |  |  |  |  |  |  |   |  |  |
| <b>DAIHATSU</b>   |   |   |   |   |   |   |   |   |   |  |   |   |
| 2003-On   | 989   |   | 1.0 L   | 3   | EJ Gasoline   | Mira, Gino, Storia  | 72.00<br>2.835  | 1.20<br>1.20<br>2.50  | 398 BF CR S<br>126 RVT PC GI<br>995 FV CR<br>732 FV CR                              | 2C5189<br>2C5189010<br>2C5189020<br>2C5189030<br>2C5189040                           | 3   | STD<br>0.25<br>0.50<br>0.75<br>1.00   |
| 2005-08   | 1298  |   | 1.3 L   | 4   | K3-VE<br>Toyota Eng.<br>DOHC  | Sirion, Terios  | 72.00<br>2.835  | 1.20<br>1.20<br>2.00  | 398 BF CR S<br>126 RVT PC GI<br>990 FV CR<br>732 FV CR                              | 2C5266<br>2C5266010<br>2C5266016<br>2C5266020<br>2C5266024<br>2C5266030<br>2C5266040 | 4   | STD<br>0.25<br>0.40<br>0.50<br>0.60<br>0.75<br>1.00                                 |
| 1989-92   | 1295  |   | 1.3 L   | 4   | HCE   | Applause, Charade,<br>G102S, G112S  | 76.00<br>2.992  | 1.20<br>1.50  | 398 BF CR S<br>126 RVT PC GI  | 2C4875<br>2C4875010  | 4   | STD<br>0.25   |
| 1990-92   | 1589  |   | 1.6 L   | 4   | HDE   | Rocky   |   | 3.00  | 996 FV CR<br>732 FV CR  | 2C4875020<br>2C4875030   |   | 0.50<br>0.75  |
| <b>HONDA</b>  |   |   |   |   |   |   |   |   |   |  |   |   |
| 1972-78   | 1200<br>1237<br>1250  |   | 1.2 L<br>1.2 L<br>1.3 L   | 4<br>4<br>4   | EB2   | Civic   | 72.00<br>2.835  | 1.50<br>1.50<br>2.80  | 032 BF PC GI<br>126 RVT PC GI<br>859 FV CR<br>732 FV CR                             | 6116<br>6116010<br>6116020<br>6116030<br>6116040<br>6116060                          | 4   | STD<br>0.25<br>0.50<br>0.75<br>1.00<br>1.50   |
|   |   |   |   |   |   |   |   |   | 362 BF 3CR GI<br>126 RVT PC GI<br>859 FV CR<br>732 FV CR                            | 2C6116<br>2C6116010<br>2C6116020<br>2C6116030<br>2C6116040<br>2C6116060              |   | STD<br>0.25<br>0.50<br>0.75<br>1.00<br>1.50   |
| 1978-81   | 1237  |   | 1.2 L   | 4   | EB-3, EE,   | Civic   | 72.00   | 1.50  | 032 BF PC GI  | 6131   | 4   | STD   |
| 1980-82   | 1335  |   | 1.3 L   | 4   | EJ1, EN1  | Civic, Civic DX   | 2.835   | 1.50<br>4.00  | 126 RVT PC GI<br>058 FV CR<br>732 FV CR   | 6131010<br>6131020<br>6131030<br>6131040<br>6131060                                  |   | 0.25<br>0.50<br>0.75<br>1.00<br>1.50  |
|   |   |   |   |   |   |   |   |   | 362 BF 3CR GI<br>126 RVT PC GI<br>058 FV CR<br>732 FV CR                            | 2C6131<br>2C6131010<br>2C6131020<br>2C6131030<br>2C6131040<br>2C6131060              | 4   | STD<br>0.25<br>0.50<br>0.75<br>1.00<br>1.50   |
| 1982-83   | 1335  |   | 1.3 L   | 4   | EJZ   | Civic   | 72.00<br>2.835  | 1.00<br>1.20<br>2.80  | 398 BF CR S<br>126 RVT PC GI<br>859 FV CR<br>732 FV CR                              | 2C6174<br>2C6174020<br>2C6174030<br>2C6174040<br>2C6174060                           | 4   | STD<br>0.50<br>0.75<br>1.00<br>1.50   |
| 2002-13   | 1339  |   | 1.3 L   | 4   | L13A1,L13A3,L13A8<br>LDA1 / 2   | Civic Hybrid w/VTECH  | 73.00<br>2.874  | 1.00<br>1.20  | 398 BF CR S<br>610 RVT PC GI  | 2C5253<br>2C5253020  | 4   | STD<br>0.50   |
| 2007-13   | 1497  |   | 1.5 L   | 4   | L15A1<br>SOHC   |   |   | 2.00  | 990 FV CR<br>732 FV CR  | 2C5253030<br>2C5253040   |   | 0.75<br>1.00  |
| 2006-13   | 1339  |   | 1.3 L   | 4   | LDA-MF3<br>SOHC   | Civic Hybrid, Insight<br>Gas/Electric   | 73.00<br>2.874  | 1.00<br>1.00<br>1.50  | 398 BF CR S<br>123 RVT PC DI<br>981 FV CR<br>005 FV CR                              | 2C5723   | 4   | STD   |
| 1985-91   | 1488  |   | 1.5 L   | 4   | D15A2, EJ2, EW1,<br>HF  | Civic, CR-X   | 74.00<br>2.913  | 1.00<br>1.20<br>2.80  | 398 BF CR S<br>126 RVT PC GI<br>859 FV CR<br>732 FV CR                              | 2C4363<br>2C4363020<br>2C4363030<br>2C4363040  | 4   | STD<br>0.50<br>0.75<br>1.00   |
| 1983-87   | 1488  |   | 1.5 L   | 4   | D15A2, EM1  | Excl. HF, EW1   | 74.00<br>2.913  | 1.20<br>1.20<br>2.80  | 398 BF CR S<br>126 RVT PC GI<br>996 FV CR<br>732 FV CR                              | 2C6173<br>2C6173010<br>2C6173020<br>2C6173030<br>2C6173040                           | 4   | STD<br>0.25<br>0.50<br>0.75<br>1.00   |

| YEAR               | CC<br> | CID<br> | LITER<br> | CYL<br> | ENGINE<br> | MODEL<br> | BORE<br> | GRV<br> | RING TYPE<br>   | HAST SET<br>  | CYL SET<br> | SIZE<br>   |
|--------------------|---|--|--|--|---|--|--|--|--|--|--|---|
| <b>HONDA</b>       |   |  |  |  |   |  |  |  |  |  |  |   |
| 1976-78<br>1980-85 | 1488<br>1599  |  | 1.5 L<br>1.6 L   | 4<br>4   | EM<br>EF  | Ballade, Civic CVCC<br>Accord  | 74.00<br>2.913   | 1.50<br>1.50<br>4.00   | 032 BF PC GI<br>126 RVT PC GI<br>058 FV CR<br>732 FV CR<br><br>362 BF 3CR GI<br>126 RVT PC GI<br>058 FV CR<br>732 FV CR<br><br>327 BF PM GI<br>126 RVT PC GI<br>058 FV CR<br>732 FV CR | 4396<br>4396010<br>4396020<br>4396030<br>4396040<br>4396060<br><br>2C4396<br>2C4396010<br>2C4396020<br>2C4396030<br>2C4396040<br>2C4396060<br><br>2M4396<br>2M4396020<br>2M4396030<br>2M4396040<br>2M4396060 | 4<br><br><br><br><br><br><br>4<br><br><br>4  | STD<br>0.25<br>0.50<br>0.75<br>1.00<br>1.50<br><br>STD<br>0.25<br>0.50<br>0.75<br>1.00<br>1.50<br><br>STD<br>0.50<br>0.75<br>1.00<br>1.50 |
| 1975-79            | 1488  |  | 1.5 L  | 4  | EC  | Civic  | 74.00<br>2.913   | 1.50<br>1.50<br>2.80   | 032 BF PC GI<br>126 RVT PC GI<br>859 FV CR<br>732 FV CR<br><br>362 BF 3CR GI<br>126 RVT PC GI<br>859 FV CR<br>732 FV CR  | 4435<br>4435010<br>4435020<br>4435030<br>4435040<br><br>2C4435<br>2C4435010<br>2C4435020<br>2C4435030<br>2C4435040   | 4<br><br><br><br><br>4   | STD<br>0.25<br>0.50<br>0.75<br>1.00<br><br>STD<br>0.25<br>0.50<br>0.75<br>1.00  |
| 1996-98<br>1988-95 | 1493<br>1590  |  | 1.5 L<br>1.6 L   | 4  | D15B6, D15Z1<br>D16Y7, D16Y8,<br>D16B5  | 8 Valve<br><b>Deep Oil Grv.</b>  | 75.00<br>2.953   | 1.00<br>1.20<br>2.80   | 398 BF CR S<br>126 RVT PC GI<br>859 FV CR<br>732 FV CR   | 2C4690<br>2C4690010<br>2C4690020<br>2C4690030<br>2C4690040   | 4  | STD<br>0.25<br>0.50<br>0.75<br>1.00   |
| 1988-95<br>1989-97 | 1493<br>1590  |  | 1.5 L<br>1.6 L   | 4<br>4   | D15B1/B2<br>D15B7/B8<br>D16Z6<br>D16A6/A7   | CRX, Civic<br>Del Sol<br>Civic, Civic Ex,<br>Del Sol Si                                    | 75.00<br>2.953   | 1.20<br>1.50<br>2.80   | 398 BF CR S<br>435 SCR PC GI<br>859 FV CR<br>732 FV CR   | 2C4640<br>2C4640010<br>2C4640020<br>2C4640030<br>2C4640040<br>2C4640060  | 4  | STD<br>0.25<br>0.50<br>0.75<br>1.00<br>1.50   |
| 1992-96            | 1493  |  | 1.5 L  | 4  | D15B8, D15Z1  | Civic CX, VX, Vei  | 75.00<br>2.953   | 1.20<br>1.50<br>3.00   | 398 BF CR S<br>435 SCR PC GI<br>054 FV CR<br>732 FV CR   | 2C4962<br>2C4962020<br>2C4962030<br>2C4962040  | 4  | STD<br>0.50<br>0.75<br>1.00   |
| 1993-99            | 1590  |  | 1.6 L  | 4  | B16A2<br><b>DOHC</b>  | Civic EDM, Del Sol Si<br><b>V-TEC</b>  | 81.00<br>3.189   | 1.00<br>1.20<br>2.80   | 398 BF CR S<br>126 RVT PC GI<br>861 FV CR<br>732 FV CR   | 2C4666<br>2C4666010<br>2C4666020<br>2C4666030<br>2C4666040   | 4  | STD<br>0.25<br>0.50<br>0.75<br>1.00   |
| 1999-On            | 1590  |  | 1.6 L  | 4  | D16Y8<br><b>SOHC</b>  | Civic, Del Sol Si<br><b>V-TEC</b><br><b>w/ shallow Oil Grv.</b>                            | 75.00<br>2.953   | 1.00<br>1.20<br>2.80   | 398 BF CR S<br>126 RVT PC GI<br>996 FV CR<br>732 FV CR   | 2C4974<br>2C4974020<br>2C4974030<br>2C4974040  | 4  | STD<br>0.50<br>0.75<br>1.00   |
|                    | 1600  |  | 1.6 L  | 4  |   | KA200 Civic  | 75.00<br>2.953   | 1.20<br>1.50<br>4.00   | 398 BF CR S<br>435 SCR PC GI<br>058 FV CR<br>732 FV CR<br><br>322 BF GN SS<br>435 SCR PC GI<br>058 FV CR<br>732 FV CR  | 2C4631<br>2C4631020<br>2C4631030<br>2C4631040<br><br>2N4631<br>2N463150  | 4<br><br><br><br>4   | STD<br>0.50<br>0.75<br>1.00<br><br>STD<br>0.50  |
| 2001-05            | 1668  |  | 1.7 L  | 4  | D17A1, D17A2, D17A6<br><b>SOHC</b>  | Civic DX, EX, HX L4<br><b>V-TEC</b>  | 75.00<br>2.953   | 1.00<br>1.20<br>2.00   | 398 BF CR S<br>126 RVT PC GI<br>993 FV CR<br>005 FV CR   | 2C5111<br>2C5111010<br>2C5111020<br>2C5111030<br>2C5111040   | 4  | STD<br>0.25<br>0.50<br>0.75<br>1.00   |

| YEAR                          | CC                   | CID | LITER                   | CYL         | ENGINE  | MODEL                                  | BORE           | GRV                  | RING TYPE  | HAST SET  | CYL SET | SIZE  |
|-------------------------------|----------------------|-----|-------------------------|-------------|---|--|----------------|----------------------|--|---|---------|---|
|                               |                      |     |                         |             |   |  |                |                      |  |   |         |   |
| <b>HONDA</b>                  |                      |     |                         |             |   |  |                |                      |  |   |         |   |
| 1979-83                       | 1751                 |     | 1.8 L                   | 4           | EK1, EL1  | Eord, Prelude                          | 77.00<br>3.031 | 1.50<br>1.50<br>4.00 | 032 BF PC GI<br>401 SCRIP PC GI<br>058 FV CR<br>732 FV CR    | 6134<br>6134010<br>6134020<br>6134024<br>6134030<br>6134032<br>6134040<br>6134060 | 4       | STD<br>0.25<br>0.50<br>0.60<br>0.75<br>0.80<br>1.00<br>1.50 |
|                               |                      |     |                         |             |   |  |                |                      | 363 BF CR GI<br>401 SCRIP PC GI<br>058 FV CR<br>732 FV CR    | 2C6134<br>2C6134010<br>2C6134020<br>2C6134030<br>2C6134040                        | 4       | STD<br>0.25<br>0.50<br>0.75<br>1.00                         |
| 2006-16                       | 1799                 |     | 1.8 L                   | 4           | R18A1, R18Z9<br><b>SOHC</b>   | Civic, HR-V                            | 81.00<br>3.189 | 1.20<br>1.20<br>2.00 | 398 BF CR S<br>126 RVT PC GI<br>993 FV CR<br>005 FV CR       | 2C4850<br>2C4850010<br>2C4850020<br>2C4850030<br>2C4850040                        | 4       | STD<br>0.25<br>0.50<br>0.75<br>1.00                         |
| 1983-87                       | 1829                 |     | 1.8 L                   | 4           | A18A1<br>ES1, ES2<br>ES3, ET2   | Prelude DX<br>Accord Sei               | 80.00<br>3.150 | 1.50<br>1.50<br>4.00 | 102 T PC GI<br>126 RVT PC GI<br>056 FV CR<br>732 FV CR       | 6177<br>6177020<br>6177030<br>6177040   | 4       | STD<br>0.50<br>0.75<br>1.00                                 |
|                               |                      |     |                         |             |   |  |                |                      | 363 BF CR GI<br>126 RVT PC GI<br>056 FV CR<br>732 FV CR      | 2C6177<br>2C6177020<br>2C6177030<br>2C6177040                                     | 4       | STD<br>0.50<br>0.75<br>1.00                                 |
| 1985-89                       | 1955                 |     | 2.0 L                   | 4           | A20A, BS, BT<br><b>SOHC</b>   | Accords, Preludes                      | 82.70<br>3.256 | 1.50<br>1.50<br>4.00 | 362 BF 3CR GI<br>126 RVT PC GI<br>058 FV CR<br>732 FV CR     | 2C4499<br>2C4499020<br>2C4499030<br>2C4499040                                     | 4       | STD<br>0.50<br>0.75<br>1.00                                 |
|                               |                      |     |                         |             |   |  |                |                      | 327 BF PM GI<br>126 RVT PC GI<br>058 FV CR<br>732 FV CR      | 2M4499<br>2M4499020<br>2M4499030<br>2M4499040                                     | 4       | STD<br>0.50<br>0.75<br>1.00                                 |
| 1988-93                       | 1958                 |     | 2.0 L                   | 4           | B20A3, B20A5  | Prelude                                | 81.00<br>3.189 | 1.20<br>1.50<br>2.80 | 398 BF CR S<br>126 RVT PC GI<br>861 FV CR<br>732 FV CR       | 2C4658<br>2C4658020<br>2C4658030<br>2C4658040                                     | 4       | STD<br>0.50<br>0.75<br>1.00                                 |
| 1997-02                       | 1972                 |     | 2.0 L                   | 4           | B20B4, B20Z2<br><b>DOHC</b>   | CRV                                    | 84.00<br>3.307 | 1.20<br>1.20<br>2.80 | 398 BF CR S<br>126 RVT PC GI<br>997 FV CR<br>732 FV CR       | 2C4973<br>2C4973010<br>2C4973020<br>2C4973030<br>2C4973040                        | 4       | STD<br>0.25<br>0.50<br>0.75<br>1.00                         |
|                               |                      |     |                         |             |   |  |                |                      | 326 TBF GN SS<br>126 RVT PC GI<br>997 FV CR<br>732 FV CR     | 2N4973  | 4       | STD   |
| 1996-02                       | 1994                 |     | 2.0 L                   | 4           | 20T2N, 20T2R  | Accord, Civic<br><b>Diesel Eng</b>     | 84.45<br>3.325 | 3.00<br>2.00<br>3.00 | 378 FKST BF CC DI<br>406 N PC DI<br>553 CF CR GI<br>881 2PCO | 2D7803<br>2D780350  | 1       | STD<br>0.50   |
| 2000-03<br>2004-06<br>2002-17 | 1997<br>2156<br>2354 |     | 2.0 L<br>2.2 L<br>2.4 L | 4<br>4<br>4 | F20C<br>F22C<br>K24A1, K24A2, K24A3,<br>K24A4, K24A8, K24Y1<br>K24Z1, K24Z2, K24Z3<br><b>SOHC, DOHC</b> | S2000<br>S2000<br>CR-V<br><b>V-TEC</b> | 87.00<br>3.425 | 1.20<br>1.20<br>2.00 | 398 BF CR S<br>126 RVT PC GI<br>993 FV CR<br>005 FV CR       | 2C5147<br>2C5147010<br>2C5147020<br>2C5147030<br>2C5147040                        | 4       | STD<br>0.25<br>0.50<br>0.75<br>1.00                         |
| 2002-11                       | 1998                 |     | 2.0 L                   | 4           | K20A1, K20A3, K20Z3<br>DOHC   | Civic, RSX<br><b>I-VTECH</b>           | 86.00<br>3.386 | 1.20<br>1.20<br>2.00 | 398 BF CR S<br>126 RVT PC GI<br>993 FV CR<br>005 FV CR       | 2C5089<br>2C5089010<br>2C5089020<br>2C5089030<br>2C5089040                        | 4       | STD<br>0.25<br>0.50<br>0.75<br>1.00                         |
| 1990-91                       | 2056                 |     | 2.1 L                   | 4           | B21A1   | Prelude<br>16 Valve                    | 83.00<br>3.268 | 1.20<br>1.20<br>2.80 | 398 BF CR S<br>126 RVT PC GI<br>861 FV CR<br>732 FV CR       | 2C4739<br>2C4739010<br>2C4739020<br>2C4739030<br>2C4739040                        | 4       | STD<br>0.25<br>0.50<br>0.75<br>1.00                         |

| YEAR               | CC           | CID | LITER          | CYL | ENGINE  | MODEL                                      | BORE           | GRV                  | RING TYPE  | HAST SET  | CYL SET | SIZE  |
|--------------------|--------------|-----|----------------|-----|---|--|----------------|----------------------|--|---|---------|---|
|                    |              |     |                |     |   |  |                |                      |  |   |         |   |
|                    | CC           | CID | LITER          |     |   |  |                |                      |  | Set #   |         |   |
| <b>HONDA</b>       |              |     |                |     |   |  |                |                      |  |   |         |   |
| 1990-97            | 2156         |     | 2.2 L          | 4   | F22A1, F22A4, F22B2, F22B1  | Accord                                     | 85.00<br>3.346 | 1.20<br>1.20<br>2.80 | 398 BF CR S<br>126 RVT PC GI<br>861 FV CR<br>732 FV CR           | 2C4654<br>2C4654010<br>2C4654020<br>2C4654030<br>2C4654040              | 4       | STD<br>0.25<br>0.50<br>0.75<br>1.00         |
| 1997-02<br>1992-00 | 2156<br>2259 |     | 2.2 L<br>2.3 L | 4   | H22A4<br>H22A4, H23A1   | Prelude                                    | 87.00<br>3.425 | 1.20<br>1.20<br>2.80 | 398 BF CR S<br>126 RVT PC GI<br>997 FV CR<br>732 FV CR           | 2C4767<br>2C4767010<br>2C4767020<br>2C4767030<br>2C4767040<br>2C4767060 | 4       | STD<br>0.25<br>0.50<br>0.75<br>1.00<br>1.50 |
| 2004-On            | 2204         |     | 2.2 L          | 4   | N22A1, N22A2<br><b>DOHC</b>   | Accord, Civic, CR-V<br><b>Turbo Diesel</b> | 85.00<br>3.346 | 2.50<br>1.50<br>2.00 | 274 FKST BF SS GI<br>406 N PC DI<br>203 CF GN SS<br>881 2PCO     | 2D7811  | 4       | STD   |
|                    | 2204         |     | 2.2 L          | 4   | N22A1, N22A2<br><b>DOHC</b>   | <b>Turbo Diesel</b><br>w/ 2 pc oil ring    | 85.00<br>3.346 | 2.00<br>2.00<br>3.00 | 225 FKST CR DI<br>210 SCRPF TF PC DI<br>204 CF CR DI<br>881 2PCO | 2C7425  | 1       | STD   |
| 1998-02            | 2254         |     | 2.3 L          | 4   | F23A1, F23A4, F23A7   | Accord LX, EX, SE, LEV<br>ULEV, Odyssey    | 86.00<br>3.386 | 1.20<br>1.20<br>2.80 | 398 BF CR S<br>126 RVT PC GI<br>997 FV CR<br>732 FV CR           | 2C4969<br>2C4969020<br>2C4969030<br>2C4969040                           | 4       | STD<br>0.50<br>0.75<br>1.00                 |
| 2013-14            | 2354         |     | 2.4 L          | 4   | K24Z7   | Civic                                      | 87.00<br>3.425 | 1.20<br>1.00<br>2.00 | 398 BF CR S<br>123 RVT PC DI<br>993 FV CR<br>005 FV CR           | 2C4122<br>2C4122020<br>2C4122030  | 4       | STD<br>0.50<br>0.75                         |
| 1996-97            | 2559         |     | 2.6 L          | 4   | 4ZE1<br><b>Isuzu Eng.</b>   | Passport                                   | 92.60<br>3.646 | 1.50<br>1.50<br>4.00 | 032 BF PC GI<br>126 RVT PC GI<br>870 FV CR<br>732 FV CR          | 4637<br>4637020<br>4637030<br>4637040                                   | 4       | STD<br>0.50<br>0.75<br>1.00                 |
|                    |              |     |                |     |   |  |                |                      | 335 T PM DI<br>126 RVT PC GI<br>870 FV CR<br>732 FV CR           | 2M4637<br>2M4637010<br>2M4637020<br>2M4637030<br>2M4637040<br>2M4637060 | 4       | STD<br>0.25<br>0.50<br>0.75<br>1.00<br>1.50 |
| 1987-97            | 2675         |     | 2.7 L          | 6   | PL2, C27A1  | Accord                                     | 87.00<br>3.425 | 1.20<br>1.20<br>4.00 | 398 BF CR S<br>126 RVT PC GI<br>058 FV CR<br>732 FV CR           | 2C4645<br>2C4645020<br>2C4645030<br>2C4645040                           | 6       | STD<br>0.50<br>0.75<br>1.00                 |
| 1997-07            | 3000         |     | 3.0 L          | 6   | J30A1, JNA1, J30A4<br><b>SOHC</b>                                     | Accord, Avancier<br>Odyssey                | 86.00<br>3.386 | 1.20<br>1.20<br>2.80 | 398 BF CR S<br>126 RVT PC GI<br>997 FV CR<br>732 FV CR           | 2C4971<br>2C4971020<br>2C4971030<br>2C4971040                           | 6       | STD<br>0.50<br>0.75<br>1.00                 |
| 1998-02            | 3156         |     | 3.2 L          | 6   | 6VD1<br><b>Isuzu Eng.</b>   | Passport                                   | 93.40<br>3.677 | 1.50<br>1.50<br>3.00 | 327 BF PM GI<br>126 RVT PC GI<br>997 FV CR<br>732 FV CR          | 2M4945<br>2M4945020<br>2M4945030<br>2M4945040                           | 6       | STD<br>0.50<br>0.75<br>1.00                 |
| 1996-97            | 3156         |     | 3.2 L          | 6   | 6VD1<br><b>Isuzu Eng.</b>   | Passport                                   | 93.40<br>3.677 | 1.50<br>1.50<br>4.00 | 327 BF PM GI<br>126 RVT PC GI<br>870 FV CR<br>732 FV CR          | 2M4791<br>2M4791010<br>2M4791020<br>2M4791030<br>2M4791040              | 6       | STD<br>0.25<br>0.50<br>0.75<br>1.00         |
| 1999-17            | 3471         |     | 3.5 L          | 6   | J35A6, J35A7,<br>J35A9, J35Y1, J35Y2<br>J35Z1, J35Z4, J35Z5,<br>J35Z8 | Odyssey                                    | 89.00<br>3.504 | 1.20<br>1.20<br>2.80 | 398 BF CR S<br>126 RVT PC GI<br>997 FV CR<br>732 FV CR           | 2C4972<br>2C4972020<br>2C4972030<br>2C4972040                           | 6       | STD<br>0.50<br>0.75<br>1.00                 |

| YEAR   | CC           | CID | LITER          | CYL | ENGINE                              | MODEL   | BORE           | GRV                  | RING TYPE  | HAST SET  | CYL SET | SIZE  |
|--|--------------|-----|----------------|-----|-------------------------------------|---|----------------|----------------------|--|---|---------|---|
|  |              |     |                |     |                                     |   |                |                      |  |   |         |   |
|  | CC           | CID | LITER          |     |                                     |   |                |                      |  | Set #   |         |   |
| <b>HONDA-Racing</b>                          |              |     |                |     |                                     |   |                |                      |  |   |         |   |
| 1997-99                                      | 1590         |     | 1.6 L          | 4   | D16A                                | Domani<br><b>V-TEC</b>                                  | 75.00<br>2.953 | 1.20<br>1.50<br>2.80 | 398 BF CR S<br>435 SCRPP PC GI<br>859 FV CR<br>732 FV CR     | SC5558<br>SC5558010<br>SC5558020<br>SC5558030<br>SC5558040<br>SC5558060 | 4       | STD<br>0.25<br>0.50<br>0.75<br>1.00<br>1.50 |
| 1989-93                                      | 1590         |     | 1.6 L          | 4   | B16A                                | Civic, Integra<br><b>V-TEC</b>                          | 81.00<br>3.189 | 1.00<br>1.20<br>2.80 | 398 BF CR S<br>126 RVT PC GI<br>861 FV CR<br>732 FV CR       | SC5572<br>SC5572010<br>SC5572020<br>SC5572030<br>SC5572040              | 4       | STD<br>0.25<br>0.50<br>0.75<br>1.00         |
|  | 1600<br>2000 |     | 1.6 L<br>2.0 L | 4   | B16<br>B20                          | CRX   | 84.00<br>3.307 | 1.00<br>1.20<br>2.80 | 398 BF CR S<br>126 RVT PC GI<br>861 FV CR<br>732 FV CR       | SC8513<br>SC8513020   | 4       | STD<br>0.50                                 |
| <b>HONDA-Stationary</b>                      |              |     |                |     |                                     |   |                |                      |  |   |         |   |
|  |              |     |                | 1   | GX240K1<br>8HP                      | Stationary Eng.   | 73.00<br>2.874 | 2.00<br>2.00<br>2.80 | 032 BF PC GI<br>401 SCRPP PC GI<br>859 FV CR<br>732 FV CR    | 6195<br>6195010<br>6195020<br>6195030                                   | 1       | STD<br>0.25<br>0.50<br>0.75                 |
|  | 337          |     |                | 1   | GX340, GXV340                       | Stationary Eng.   | 82.00<br>3.228 | 2.00<br>2.00<br>2.80 | 363 BF CR GI<br>126 RVT PC GI<br>861 FV CR<br>732 FV CR      | 2C4475<br>2C4475010   | 1       | STD<br>0.25                                 |
|  |              |     |                | 1   | GX390K1<br>13HP                     | Stationary Eng.   | 88.00<br>3.464 | 2.00<br>2.00<br>2.80 | 032 BF PC GI<br>126 RVT PC GI<br>999 FV CR<br>732 FV CR      | 6121<br>6121040   | 1       | STD<br>1.00                                 |
| <b>HYUNDAI (Listed by Cylinder Diameter)</b> |              |     |                |     |                                     |   |                |                      |  |   |         |   |
|  | 999          |     | 1.0 L          | 4   | G4HC, G4DG                          | Atos, Epsilon   | 66.00<br>2.598 | 1.20<br>1.20<br>2.50 | 398 BF CR S<br>126 RVT PC GI<br>995 FV CR<br>732 FV CR       | 2C5136<br>2C5136010<br>2C5136020<br>2C5136030<br>2C5136040              | 4       | STD<br>0.25<br>0.50<br>0.75<br>1.00         |
| 2003-13                                      | 1086         |     | 1.1 L          | 4   | G4HG<br><b>SOHC</b>                 | Atos, i10   | 67.00<br>2.638 | 1.20<br>1.20<br>2.00 | 398 BF CR S<br>126 RVT PC GI<br>989 FV CR<br>732 FV CR       | 2C5298<br>2C5298010<br>2C5298020<br>2C5298030<br>2C5298040              | 4       | STD<br>0.25<br>0.50<br>0.75<br>1.00         |
|  |              |     |                |     |                                     |   |                |                      | 322 BF GN SS<br>435 SCRPP PC GI<br>987 FV GN SS<br>714 GN SS | 2N5298  | 4       | STD   |
| 2002-09                                      | 1086         |     | 1.1 L          | 4   | G4HD<br><b>SOHC</b>                 | Atos, Getz<br><b>w/2.5mm oil grv</b>                    | 67.00<br>2.638 | 1.20<br>1.20<br>2.50 | 398 BF CR S<br>126 RVT PC GI<br>995 FV CR<br>005 FV CR       | 2C4580<br>2C4580010<br>2C4580020<br>2C4580030                           | 4       | STD<br>0.25<br>0.50<br>0.75                 |
| 2005-08                                      | 1100         |     | 1.1 L          | 4   | G4HG<br><b>SOHC</b>                 | Atos, i10<br><b>w/2.8mm oil grv</b>                     | 67.00<br>2.638 | 1.20<br>1.20<br>2.80 | 398 BF CR S<br>126 RVT PC GI<br>999 FV CR<br>732 FV CR       | 2C5250<br>2C5250020<br>2C5250030  | 4       | STD<br>0.50<br>0.75                         |
| 2008-18                                      | 1248         |     | 1.2 L          | 4   | G4LA                                | i10, i20  | 71.00<br>2.795 | 1.00<br>1.20<br>2.00 | 398 BF CR S<br>406 N PC DI<br>987 FV GN SS<br>714 GN SS      | 2C4068<br>2C406825<br>2C406850  | 4       | STD<br>0.25<br>0.50                         |
| 2010-16                                      | 1341         |     | 1.3 L          | 4   | G4EA                                | Getz, Accent Mpi  | 71.50<br>2.815 | 1.20<br>1.20<br>2.00 | 398 BF CR S<br>435 SCRPP PC GI<br>993 FV CR<br>005 FV CR     | 2C5389  | 4       | STD<br>0.50<br>1.00                         |
| 1996-On                                      | 1341         |     | 1.3 L          | 4   | G4EA, G4K<br>G4N, G4EH<br>Alpha 1.3 | Accent, ES, Multi, RS<br>Click, Getz 1.3i 12V,<br>Verna | 71.50<br>2.815 | 1.50<br>1.50<br>3.00 | 032 BF PC GI<br>126 RVT PC GI<br>054 FV CR<br>732 FV CR      | 5264<br>5264020<br>5264030<br>5264040<br>5264060                        | 4       | STD<br>0.50<br>0.75<br>1.00<br>1.50         |
|  |              |     |                |     |                                     |   |                |                      | 362 BF 3CR GI<br>126 RVT PC GI<br>054 FV CR<br>732 FV CR     | 2C5264<br>2C5264010<br>2C5264020  | 4       | STD<br>0.25<br>0.50                         |

| YEAR   | CC   | CID | LITER | CYL | ENGINE                      | MODEL  | BORE           | GRV                  | RING TYPE   | HAST SET   | CYL SET | SIZE  |
|--|------|-----|-------|-----|-----------------------------|--|----------------|----------------------|---|--|---------|---|
|  |      |     |       |     |                             |  |                |                      |   |  |         |   |
|  | CC   | CID | LITER |     |                             |  |                |                      |   | Set #  |         |   |
| <b>HYUNDAI (Listed by Cylinder Diameter)</b> |      |     |       |     |                             |  |                |                      |   |  |         |   |
|  | 1400 |     | 1.4 L | 4   |                             | Pony   | 73.00<br>2.874 | 1.50<br>1.50<br>4.00 | 032 BF PC GI<br>126 RVT PC GI<br>058 FV CR<br>732 FV CR<br><br>362 BF 3CR GI<br>126 RVT PC GI<br>058 FV CR<br>732 FV CR   | 4347<br>4347020<br>4347030<br>4347040<br>4347060<br><br>2C4347<br>2C4347010<br>2C4347020<br>2C4347030<br>2C4347040<br>2C4347060  | 4       | STD<br>0.50<br>0.75<br>1.00<br>1.50<br><br>STD<br>0.25<br>0.50<br>0.75<br>1.00<br>1.50  |
| 2005-11                                      | 1399 |     | 1.4 L | 4   | G4EE<br>MPI DOHC            | Accent, Getz                                       | 75.50<br>2.972 | 1.20<br>1.20<br>2.00 | 398 BF CR S<br>126 RVT PC GI<br>993 FV CR<br>005 FV CR  | 2C4576<br>2C4576010<br>2C4576020<br>2C4576030<br>2C4576040   | 4       | STD<br>0.25<br>0.50<br>0.75<br>1.00   |
| 1996-97                                      | 1495 |     | 1.5 L | 4   | G4FK<br>DOHC                | Accent, Elantra                                    | 75.50<br>2.972 | 1.20<br>1.50<br>3.00 | 398 BF CR S<br>126 RVT PC GI<br>054 FV CR<br>732 FV CR  | 2C4668<br>2C4668010<br>2C4668020<br>2C4668030<br>2C4668040<br>2C4668060  | 4       | STD<br>0.25<br>0.50<br>0.75<br>1.00<br>1.50   |
| 1992-10                                      | 1495 |     | 1.5 L | 4   | G4EK<br>SOHC                | Accent, Elantra                                    | 75.50<br>2.972 | 1.50<br>1.50<br>3.00 | 032 BF PC GI<br>126 RVT PC GI<br>996 FV CR<br>732 FV CR<br><br>363 BF CR GI<br>126 RVT PC GI<br>996 FV CR<br>732 FV CR  | 4782<br>4782010<br>4782020<br>4782030<br>4782040<br><br>2C4782<br>2C4782010<br>2C4782020<br>2C4782030<br>2C4782040   | 4       | STD<br>0.25<br>0.50<br>0.75<br>1.00<br><br>STD<br>0.25<br>0.50<br>0.75<br>1.00  |
| 1985-96                                      | 1468 |     | 1.5 L | 4   | G15B                        | Excel, Lantra, Pony                                | 75.50<br>2.972 | 1.50<br>1.50<br>4.00 | 032 BF PC GI<br>126 RVT PC GI<br>058 FV CR<br>732 FV CR<br><br>363 BF CR GI<br>126 RVT PC GI<br>058 FV CR<br>732 FV CR<br><br>327 BF PM GI<br>126 RVT PC GI<br>058 FV CR<br>732 FV CR | 5716<br>5716010<br>5716020<br>5716030<br>5716040<br>5716060<br><br>2C5716<br>2C5716010<br>2C5716020<br>2C5716030<br>2C5716040<br>2C5716060<br><br>2M5716<br>2M5716010<br>2M5716020<br>2M5716030<br>2M5716040 | 4       | STD<br>0.25<br>0.50<br>0.75<br>1.00<br>1.50<br><br>STD<br>0.25<br>0.50<br>0.75<br>1.00<br>1.50<br><br>STD<br>0.25<br>0.50<br>0.75<br>1.00 |
| 2000-11                                      | 1599 |     | 1.6 L | 4   | G4ED Euro 4, G4ED-G<br>DOHC | Accent, Coupe,<br>Getz, Matrix<br>w/2.0mm Oil Grv. | 76.50<br>3.012 | 1.20<br>1.20<br>2.00 | 398 BF CR S<br>126 RVT PC GI<br>993 FV CR<br>005 FV CR  | 2C4526<br>2C4526020<br>2C4526030   | 4       | STD<br>0.50<br>0.75   |
| 2001-05                                      | 1599 |     | 1.6 L | 4   | G4ED, G4GR<br>DOHC          | w/2.5mm Oil Grv.                                   | 76.50<br>3.012 | 1.20<br>1.20<br>2.50 | 398 BF CR S<br>126 RVT PC GI<br>995 FV CR<br>732 FV CR  | 2C5154<br>2C5154020<br>2C5154030<br>2C5154040  | 4       | STD<br>0.50<br>0.75<br>1.00   |
|  | 1599 |     | 1.6 L | 4   |                             | Elantra 2000                                       | 76.50<br>3.012 | 1.20<br>1.50<br>2.50 | 398 BF CR S<br>401 SCRPP PC GI<br>995 FV CR<br>732 FV CR  | 2C5177<br>2C5177010<br>2C5177020<br>2C5177030  | 4       | STD<br>0.25<br>0.50<br>0.75   |



| YEAR  | CC  | CID   | LITER   | CYL   | ENGINE  | MODEL   | BORE  | GRV   | RING TYPE   | HAST SET  | CYL SET   | SIZE  |
|---|---|---|---|---|---|---|---|---|---|---|---|---|
|  |  |  |  |  |  |    |  |  |  |  |  |  |
| <b>HYUNDAI (Listed by Cylinder Diameter)</b>                                      |   |   |   |   |   |   |   |   |   |   |   |   |
| 1985-90   | 1597  |   | 1.6 L   | 4   | G32B  | Stellar   | 76.90<br>3.027  | 2.00<br>2.00<br>4.00  | 032 BF PC GI<br>126 RVT PC GI<br>056 FV CR<br>732 FV CR                             | 675<br>675010<br>675020<br>675030<br>675040<br>675060                               | 4   | STD<br>0.25<br>0.50<br>0.75<br>1.00<br>1.50   |
|   |   |   |   |   |   |   |   |   | 362 BF 3CR GI<br>126 RVT PC GI<br>056 FV CR<br>732 FV CR                            | 2C675<br>2C675010<br>2C675020<br>2C675030<br>2C675040                               | 4   | STD<br>0.25<br>0.50<br>0.75<br>1.00   |
| 2007-15<br>2008-17  | 1396<br>1591  |   | 1.4 L<br>1.6 L  | 4   | G4FA<br>G4FC, G4FG  | Accent, Estate, Gamma<br>Accent, Estate, Elantra,<br>Veloster                       | 77.00<br>3.031  | 1.20<br>1.20<br>2.00  | 398 BF CR S<br>435 SCRPP PC GI<br>993 FV CR<br>005 FV CR                            | 2C4504<br>2C450450<br>2C4504100   | 4   | STD<br>0.50<br>1.00   |
| 2007-17   | 1582  |   | 1.6 L   | 4   | D4FB  | Accent, Creta, Elantra<br>i30, Kona   | 77.20<br>3.039  | 1.75<br>1.75<br>3.00  | 326 TBF GN SS<br>257 TF CR DI<br>203 CF GN SS<br>881 2PCO                           | 2D7821<br>2D782125<br>2D782150  | 4   | STD   |
| 1995-02   | 1599  |   | 1.6 L   | 4   | G4GR  | Coupe, Elantra  | 77.40<br>3.047  | 1.20<br>1.20<br>2.50  | 398 BF CR S<br>126 RVT PC GI<br>995 FV CR<br>732 FV CR                              | 2C5196<br>2C5196020<br>2C5196040  | 4   | STD<br>0.50<br>1.00   |
| 2012-16   | 1797  |   | 1.8 L   | 4   | G4NBB<br><b>DOHC</b>  | Elantra, Mistra<br><b>"NU SERIES"</b>   | 81.00<br>3.189  | 1.00<br>1.20<br>2.00  | 398 BF CR S<br>126 RVT PC GI<br>990 FV CR<br>005 FV CR                              | 2C4357<br>2C435750<br>2C4357100   | 4   | STD<br>1.25<br>2.50   |
| 1996-On   | 1796  |   | 1.8 L   | 4   | G4CM, G4DM, G4JN<br><b>DOHC</b>   | 16 Valve, Elantra   | 81.50<br>3.208  | 1.20<br>1.50<br>3.00  | 398 BF CR S<br>126 RVT PC GI<br>997 FV CR<br>732 FV CR                              | 2C4770<br>2C4770020<br>2C4770030<br>2C4770040                                       | 4   | STD<br>0.50<br>0.75<br>1.00   |
| 1993-95   | 1796  |   | 1.8 L   | 4   | G4CN  | Elantra EXPORT ONLY   | 81.50<br>3.208  | 1.20<br>1.50<br>2.80  | 398 BF CR S<br>126 RVT PC GI<br>997 FV CR<br>732 FV CR                              | 2C5104<br>2C5104020<br>2C5104030<br>2C5104040                                       | 4   | STD<br>0.50<br>0.75<br>1.00   |
| 1995-06<br>1997-10  | 1836<br>1997  |   | 1.8 L<br>2.0 L  | 4   | G4DM, G4GB, G4GM<br>G4CP, G4GC, G4GF, G4JP  | Elantra<br>Coupe, Elantra   | 82.00<br>3.228  | 1.20<br>1.20<br>2.50  | 398 BF CR S<br>126 RVT PC GI<br>995 FV CR<br>732 FV CR                              | 2C4943<br>2C4943010<br>2C4943020<br>2C4943030<br>2C4943040                          | 4   | STD<br>0.25<br>0.50<br>0.75<br>1.00   |
| 2004-09   | 1975  |   | 2.0 L   | 4   | G4GF<br><b>DOHC</b>   | Tucson  | 82.00<br>3.228  | 1.20<br>1.20<br>2.00  | 398 BF CR S<br>126 RVT PC GI<br>993 FV CR<br>005 FV CR                              | 2C5825<br>2C5825020<br>2C5825040  | 4   | STD<br>0.50<br>1.00   |
| 1992-95   | 1595  |   | 1.6 L   | 4   | G4CR, G4DR<br><b>DOHC</b>   | Elantra, 16 V   | 82.30<br>3.240  | 1.20<br>1.50<br>3.00  | 398 BF CR S<br>126 RVT PC GI<br>997 FV CR<br>732 FV CR                              | 2C4669<br>2C4669020<br>2C4669030<br>2C4669040                                       | 4   | STD<br>0.50<br>0.75<br>1.00   |
| 1998-00   | 1905  |   | 1.9 L   | 4   | DJY<br><b>SOHC</b>  | lantra II<br><b>Diesel Eng</b>  | 83.00<br>3.268  | 2.00<br>2.00<br>3.00  | 239 BF CC DI<br>123 RVT PC DI<br>204 CF CR DI<br>881 2PCO                           | 2D7435<br>2D743525<br>2D743550  | 1   | STD<br>0.25<br>0.50   |
| 2001-10<br>2001-11  | 1493<br>1991  |   | 1.5 L<br>2.0 L  | 3<br>4  | D3EA<br>D4EA  | Accent, Getz, Matrix<br>Elantra, i30, Santa Fe,<br>Tucson CRDi<br><b>Diesel Eng</b> | 83.00<br>3.268  | 2.00<br>2.00<br>3.00  | 213 FKST CC DI<br>223 RVT CR DI<br>204 CF CR DI<br>881 2PCO                         | 2D7468  | 1   | STD   |
| 1998-05   | 2493  |   | 2.5 L   | 6   | G6BV  | Sonata, XG  | 84.00<br>3.307  | 1.20<br>1.20<br>2.50  | 398 BF CR S<br>126 RVT PC GI<br>995 FV CR<br>732 FV CR                              | 2C4980<br>2C4980020<br>2C4980030<br>2C4980040                                       | 6   | STD<br>0.50<br>0.75<br>1.00   |
| 2010-On   | 1995  |   | 2.0 L   |   | D4HA<br><b>DOHC</b>   | Tucson, IX35<br><b>Diesel Eng</b>   | 84.00<br>3.307  | 2.50<br>2.00<br>3.00  | 241 FKST CC DI<br>214 RVT PC DI<br>204 CF CR DI<br>881 2PCO                         | 2D7455  | 1   | STD   |
| 1991-98   | 1997  |   | 2.0 L   | 4   | G4CP, G4GF  | Sonata  | 85.00<br>3.346  | 1.20<br>1.50<br>3.00  | 398 BF CR S<br>126 RVT PC GI<br>997 FV CR<br>732 FV CR                              | 2C4768<br>2C4768010<br>2C4768020<br>2C4768030<br>2C4768040<br>2C4768060             | 4   | STD<br>0.25<br>0.50<br>0.75<br>1.00<br>1.50   |

| YEAR  | CC  | CID   | LITER   | CYL   | ENGINE  | MODEL   | BORE  | GRV   | RING TYPE   | HAST SET   | CYL SET   | SIZE  |
|---|---|---|---|---|---|---|---|---|---|--|---|---|
|  |  |  |  |  |  |  |  |  |                                      |                                 |  |  |
| <b>HYUNDAI (Listed by Cylinder Diameter)</b>                                      |   |   |   |   |   |   |   |   |   |  |   |   |
| 1985-89   | 1997  |   | 2.0 L   | 4   | 4G63  | Stellar   | 85.00<br>3.346  | 2.00<br>2.00<br>4.00  | 032 BF PC GI<br>126 RVT PC GI<br>058 FV CR<br>732 FV CR<br><br>362 BF 3CR GI<br>126 RVT PC GI<br>058 FV CR<br>732 FV CR | 6171<br>6171020<br>6171030<br>6171040<br>6171060<br><br>2C6171<br>2C6171020<br>2C6171030<br>2C6171040<br>2C6171060 | 4   | STD<br>0.50<br>0.75<br>1.00<br>1.50<br><br>STD<br>0.50<br>0.75<br>1.00<br>1.50      |
| 1989-93   | 2351  |   | 2.4 L   | 4   | G64B  | Sonata  | 86.50<br>3.405  | 1.50<br>1.50<br>4.00  | 032 BF PC GI<br>126 RVT PC GI<br>058 FV CR<br>732 FV CR<br><br>362 BF 3CR GI<br>126 RVT PC GI<br>058 FV CR<br>732 FV CR | 4638<br>4638020<br>4638030<br>4638040<br>4638060<br><br>2C4638<br>2C4638010<br>2C4638020<br>2C4638030<br>2C4638040 | 4   | STD<br>0.50<br>0.75<br>1.00<br>1.50<br><br>STD<br>0.25<br>0.50<br>0.75<br>1.00      |
| 1999-02   | 2400  |   | 2.4 L   | 4   | G4JS  | Sonata  | 86.50<br>3.405  | 1.20<br>1.50<br>2.80  | 398 BF CR S<br>126 RVT PC GI<br>997 FV CR<br>732 FV CR  | 2C4780<br>2C4780020<br>2C4780030<br>2C4780040<br>2C4780060   | 4   | STD<br>0.50<br>0.75<br>1.00<br>1.50   |
| 2006-12   | 2656  |   | 2.7 L   | 6   | G6BA<br>DOHC  | Santa Fe, Tiburon,<br>Tucson  | 86.70<br>3.413  | 1.20<br>1.20<br>2.00  | 398 BF CR S<br>435 SCRIP PC GI<br>993 FV CR<br>732 FV CR  | 2C5384<br>2C538450   | 6   | STD<br>0.50   |
| 2000-12   | 2656  |   | 2.7 L   | 6   | G6BA<br>DOHC  | Santa Fe, Sonata,<br>Tiburon 24V  | 86.70<br>3.412  | 1.20<br>1.20<br>2.50  | 398 BF CR S<br>126 RVT PC GI<br>995 FV CR<br>732 FV CR  | 2C5265<br>2C5265020<br>2C5265030<br>2C5265040  | 6   | STD<br>0.50<br>0.75<br>1.00   |
| 2002-11   | 2188  |   | 2.2 L   |   | D4EB-F, D4EB-G<br>SOHC  | Santa FE CRDI<br>Diesel Eng   | 87.00<br>3.425  | 2.50<br>2.00<br>3.00  | 222 FKST CC DI<br>214 RVT PC DI<br>204 CF CR DI<br>881 2PCO   | 2D7495   | 1   | STD   |
| 2006-15   | 2359  |   | 2.4 L   | 4   | G4KC, G4KJ<br>DOHC  | Sonata, Tucson  | 88.00<br>3.464  | 1.20<br>1.20<br>2.00  | 398 BF CR S<br>126 RVT PC GI<br>993 FV CR<br>005 FV CR  | 2C5297<br>2C5297020<br>2C5297030<br>2C5297040  | 4   | STD<br>0.50<br>0.75<br>1.00   |
| 2001-07   | 2497  |   | 2.5 L   | 4   | D4CB Euro 4   | H-1, Porter<br>Diesel Eng   | 91.00<br>3.583  | 2.50<br>2.00<br>3.00  | 211 HKST CC DI<br>257 TF CR DI<br>203 CF GN SS<br>881 2PCO  | 2D7522<br>2D752250   | 4   | STD<br>0.50   |
| 2002-On   | 2497  |   | 2.5 L   | 4   | D4CB<br>DOHC  | H100 TCI<br>w/Keystone top grv.<br>Diesel Eng                                     | 91.00<br>3.583  | 2.50<br>2.00<br>3.00  | 211 HKST CC DI<br>209 RVT PC DI<br>204 CF CR DI<br>881 2PCO   | 2C7361   | 1   | STD   |
| 1980-86   | 2346<br>2476  |   | 2.3 L<br>2.5 L  | 4<br>4  | 4D55<br>D4BX<br>SOHC  | Galopper Jeep<br>8V<br>Diesel Eng   | 91.10<br>3.587  | 2.00<br>2.00<br>4.00  | 226 BF CR DI<br>218 TF PC DI<br>204 CF CR DI<br>881 2PCO  | 2C7454   | 1   | STD   |
| 1980-86   | 2346<br>2476  |   | 2.3 L<br>2.5 L  | 4<br>4  | 4D55<br>D4BX<br>SOHC  | Galopper Jeep<br>8V<br>Diesel Eng   | 91.10<br>3.587  | 2.50<br>2.00<br>4.00  | 231 BF PM DI<br>236 TF CR DI<br>204 CF CR DI<br>881 2PCO  | 2M7379   | 1   | STD   |
| 1991-On   | 2346<br>2476  |   | 2.3 L<br>2.5 L  | 4<br>4  | 4D55T<br>4D56T, 4D56TDi   | Galopper<br>Galopper I 2.5 TD<br>Turbo Diesel                                     | 91.10<br>3.587  | 2.50<br>2.00<br>4.00  | 243 HKST PM DI<br>235 HKST CR DI<br>204 CF CR DI<br>881 2PCO  | 2M7338<br>2M733850<br>2M7338100  | 1   | STD<br>1.25<br>2.50   |

| YEAR | CC | CID | LITER | CYL | ENGINE | MODEL | BORE | GRV | RING TYPE | HAST SET | CYL SET | SIZE |
|------|----|-----|-------|-----|--------|-------|------|-----|-----------|----------|---------|------|
|      |    |     |       |     |        |       |      |     |           |          |         |      |

## HYUNDAI (Listed by Cylinder Diameter)

|         |      |  |       |   |                                |   |                |                      |  |  |   |  |
|---------|------|--|-------|---|--------------------------------|---|----------------|----------------------|--|--|---|--|
| 1990-98 | 2972 |  | 3.0 L | 6 | G6AT, 6G72                     | Sonata 3.0 12 V                               | 91.10<br>3.587 | 1.50<br>1.50<br>4.00 | 032 BF PC GI<br>126 RVT PC GI<br>870 FV CR<br>732 FV CR<br><br>335 T PM DI<br>126 RVT PC GI<br>870 FV CR<br>732 FV CR  | 4453<br>4453010<br>4453020<br>4453030<br>4453040<br>4453060<br><br>2M4453<br>2M4453010<br>2M4453020<br>2M4453030<br>2M4453040<br>2M4453060 | 6 | STD<br>0.25<br>0.50<br>0.75<br>1.00<br>1.50<br><br>6<br>0.25<br>0.50<br>0.75<br>1.00<br>1.50 |
| 1993-07 | 2476 |  | 2.5 L | 4 | D4BA, D4BB, D4BC               | Porter- H100<br><b>Diesel Eng</b>             | 91.10<br>3.587 | 2.00<br>2.00<br>3.00 | 336 T PM DI<br>126 RVT PC GI<br>553 CF CR GI<br>881 2PCO   | 2D5042<br>2D504250<br>2D504275   | 4 | STD<br>0.50<br>0.75  |
| 2006-12 | 3342 |  | 3.3 L | 6 | G6DB                           | V6 Azera, Sonata,<br>Santa Fe                 | 92.00<br>3.622 | 1.20<br>1.20         | 398 BF CR S<br>126 RVT PC GI   | 2C5260<br>2C5260020  | 6 | STD<br>0.50  |
| 2010-12 | 3470 |  | 3.5 L | 6 | G6DC<br><b>DOHC</b>            | V6 Santa Fe                                   |                | 2.00                 | 991 FV CR<br>005 FV CR   | 2C5260030<br>2C5260040   | 6 | 0.75<br>1.00   |
| 2002-06 | 3467 |  | 3.5 L | 6 | G6CU, XG350<br><b>DOHC</b>     | Centennial, Santa Fe,<br>Terracan-Grandeur XG | 93.00<br>3.661 | 1.50<br>1.50<br>3.00 | 032 BF PC GI<br>126 RVT PC GI<br>997 FV CR<br>732 FV CR<br><br>327 BF PM GI<br>126 RVT PC GI<br>997 FV CR<br>732 FV CR | 4883<br>4883020<br>4883030<br>4883040<br><br>2M4883<br>2M4883010<br>2M4883020<br>2M4883030<br>2M4883040                                    | 6 | STD<br>0.50<br>0.75<br>1.00<br><br>6<br>0.25<br>0.50<br>0.75<br>1.00                         |
| 2006-14 | 3778 |  | 3.8 L | 6 | <b>DOHC</b>                    | Azera, Entourage,<br>Genesis, Veracruz        | 96.00<br>3.779 | 1.20<br>1.20<br>2.00 | 398 BF CR S<br>126 RVT PC GI<br>991 FV CR<br>005 FV CR   | 2C4550<br>2C4550020<br>2C4550030<br>2C4550040  | 6 | STD<br>0.50<br>0.75<br>1.00  |
| 2001-06 | 2902 |  | 2.9 L | 4 | J3 Tci<br><b>SOHC</b>          | Terracan<br><b>Diesel Eng</b>                 | 97.10<br>3.823 | 2.00<br>2.00<br>3.00 | 232 HKST CR DI<br>209 RVT PC DI<br>204 CF CR DI<br>881 2PCO  | 2C7401   | 1 | STD  |
| 2001-06 | 2902 |  | 2.9 L | 4 | J3 Tci, J3 CRDi<br><b>SOHC</b> | Terracan<br><b>Diesel Eng</b>                 | 97.10<br>3.823 | 2.50<br>2.00<br>3.00 | 211 HKST CC DI<br>209 RVT PC DI<br>204 CF CR DI<br>881 2PCO  | 2D7492   | 1 | STD  |

## INFINITI

|         |      |  |       |   |                        |                                       |                |                      |   |   |   |  |
|---------|------|--|-------|---|------------------------|---------------------------------------|----------------|----------------------|---|---|---|--|
| 1991-00 | 1998 |  | 2.0 L | 4 | SR20D, SR20DE          | G20                                   | 86.00<br>3.386 | 1.50<br>1.50<br>3.00 | 032 BF PC GI<br>126 RVT PC GI<br>872 FV CR<br>732 FV CR<br><br>397 BF PM S<br>126 RVT PC GI<br>872 FV CR<br>732 FV CR | 4601<br>4601020<br>4601030<br>4601040<br>4601060<br><br>2M4601<br>2M4601010<br>2M4601020<br>2M4601030<br>2M4601040<br>2M4601060 | 4 | STD<br>0.50<br>0.75<br>1.00<br>1.50<br><br>4<br>0.25<br>0.50<br>0.75<br>1.00<br>1.50 |
| 1990-98 | 2960 |  | 3.0 L | 6 | VG30DE, VG30E          | M30, J30                              | 87.00<br>3.425 | 1.50<br>1.50<br>2.80 | 032 BF PC GI<br>126 RVT PC GI<br>861 FV CR<br>732 FV CR<br><br>335 T PM DI<br>126 RVT PC GI<br>861 FV CR<br>732 FV CR | 6196<br>6196020<br>6196030<br>6196040<br><br>2M6196<br>2M6196020<br>2M6196030<br>2M6196040                                      | 6 | STD<br>0.50<br>0.75<br>1.00<br><br>6<br>0.50<br>0.75<br>1.00                         |
| 2007-18 | 3498 |  | 3.5 L | 6 | VQ35HR, VQ35DE         | EX35, FX35, M35h,<br>Q50, Q70         | 95.50<br>3.760 | 1.20<br>1.20         | 398 BF CR S<br>126 RVT PC GI  | 2C5293<br>2C5293010   | 6 | STD<br>0.25  |
| 2009-18 | 3699 |  | 3.7 L | 6 | VQ37VHR<br><b>DOHC</b> | G37, IPL G37, M37,<br>Q70, QX50, QX70 |                | 2.00                 | 991 FV CR<br>005 FV CR  | 2C5293020<br>2C5293030<br>2C5293040   | 6 | 0.50<br>0.75<br>1.00   |

| YEAR               | CC           | CID | LITER          | CYL | ENGINE                | MODEL   | BORE           | GRV                  | RING TYPE   | HAST SET  | CYL SET | SIZE  |
|--------------------|--------------|-----|----------------|-----|-----------------------|---|----------------|----------------------|---|---|---------|---|
|                    |              |     |                |     |                       |   |                |                      |   |   |         |   |
|                    | CC           | CID | LTR            |     |                       |   |                |                      |   | Set #   |         |   |
| <b>INFINITI</b>    |              |     |                |     |                       |   |                |                      |   |   |         |   |
| 2001-16            | 3498         |     | 3.5 L          | 6   | VQ35DE<br><b>DOHC</b> | G35, I35, JX35, QX4<br>QX60                         | 95.50<br>3.760 | 1.20<br>1.20<br>2.50 | 398 BF CR S<br>126 RVT PC GI<br>995 FV CR<br>732 FV CR    | 2C5112<br>2C5112010<br>2C5112020<br>2C5112030<br>2C5112040              | 6       | STD<br>0.25<br>0.50<br>0.75<br>1.00         |
| 1997-01<br>1990-02 | 4130<br>4494 |     | 4.1 L<br>4.5 L | 8   | VH41DE<br>VH45DE      | Infiniti Q41 Model<br>Infiniti Q45 Model            | 93.00<br>3.661 | 1.50<br>1.50<br>2.80 | 335 T PM DI<br>126 RVT PC GI<br>861 FV CR<br>732 FV CR    | 2M4892<br>2M4892020<br>2M4892030<br>2M4892040                           | 8       | STD<br>0.50<br>0.75<br>1.00                 |
| 2002-10            | 4494         |     | 4.5 L          | 8   | VK45DE<br><b>DOHC</b> | FX45, M45, Q45                                      | 93.00<br>3.661 | 1.20<br>1.20<br>2.50 | 398 BF CR S<br>126 RVT PC GI<br>995 FV CR<br>732 FV CR    | 2C5186  | 8       | STD   |
| 2004-10            | 5552         |     | 5.6 L          | 8   | VK56DE                | QX4, QX56   | 98.00<br>3.858 | 1.50<br>1.50<br>2.50 | 032 BF PC GI<br>126 RVT PC GI<br>995 FV CR<br>732 FV CR   | 5188<br>5188020<br>5188030<br>5188040                                   | 8       | STD<br>0.50<br>0.75<br>1.00                 |
|                    |              |     |                |     |                       |   |                |                      | 327 BF PM GI<br>126 RVT PC GI<br>995 FV CR<br>732 FV CR   | 2M5188<br>2M5188020<br>2M5188030<br>2M5188040                           | 8       | STD<br>0.50<br>0.75<br>1.00                 |
| <b>ISUZU</b>       |              |     |                |     |                       |   |                |                      |   |   |         |   |
| 1985-93            | 1471         |     | 1.5 L          | 4   | 4XC1<br><b>OHC</b>    | Gemini FF, Piazza<br>Stylus<br><b>2 Ring Piston</b> | 77.00<br>3.031 | 1.50<br>1.50<br>2.80 | 032 BF PC GI<br>861 FV CR<br>732 FV CR                    | 4241<br>4241020<br>4241030<br>4241040                                   | 4       | STD<br>0.50<br>0.75<br>1.00                 |
|                    |              |     |                |     |                       |   |                |                      | 335 T PM DI<br>861 FV CR<br>732 FV CR                     | 2M4241<br>2M4241020<br>2M4241030<br>2M4241040                           | 4       | STD<br>0.50<br>0.75<br>1.00                 |
| 1985-93            | 1471         |     | 1.5 L          | 4   | 4XC1-H, 4XC1-T        | <b>Turbo</b>  | 77.00<br>3.031 | 1.20<br>1.20<br>2.80 | 398 BF CR S<br>126 RVT PC GI<br>861 FV CR<br>732 FV CR    | 2C4646<br>2C4646020<br>2C4646030<br>2C4646040                           | 4       | STD<br>0.50<br>0.75<br>1.00                 |
| 1974-90            | 1488         |     | 1.5 L          | 4   | 4EC1<br>4EC1T         | Gemini<br>Gemini Turbo<br><b>Diesel Eng</b>         | 76.00<br>2.992 | 2.00<br>1.50<br>3.00 | 362 BF 3CR GI<br>435 SCRP PC GI<br>054 FV CR<br>732 FV CR | 2C4751<br>2C4751020<br>2C4751030<br>2C4751040                           | 4       | STD<br>0.50<br>0.75<br>1.00                 |
| 1974-88            | 1584         |     | 1.6 L          | 4   | G161<br>G161Z         | Elf, Gemini<br>Elf, Gemini                          | 82.00<br>3.228 | 2.00<br>2.00<br>4.00 | 032 BF PC GI<br>126 RVT PC GI<br>056 FV CR<br>732 FV CR   | 4294<br>4294020<br>4294030<br>4294040<br>4294060                        | 4       | STD<br>0.50<br>0.75<br>1.00<br>1.50         |
|                    |              |     |                |     |                       |   |                |                      | 362 BF 3CR GI<br>126 RVT PC GI<br>056 FV CR<br>732 FV CR  | 2C4294<br>2C4294010<br>2C4294020<br>2C4294030<br>2C4294040<br>2C4294060 | 4       | STD<br>0.25<br>0.50<br>0.75<br>1.00<br>1.50 |
|                    |              |     |                |     |                       |   |                |                      | 327 BF PM GI<br>126 RVT PC GI<br>056 FV CR<br>732 FV CR   | 2M4294  | 4       | STD   |
| 1975-85            | 1584         |     | 1.6 L          | 4   | G161-Z                | Gemini, Rodeo<br>(KB 25, KB26)                      | 82.00<br>3.228 | 1.50<br>1.50<br>4.00 | 032 BF PC GI<br>126 RVT PC GI<br>058 FV CR<br>732 FV CR   | 4301<br>4301020<br>4301030<br>4301040<br>4301060                        | 4       | STD<br>0.50<br>0.75<br>1.00<br>1.50         |
|                    |              |     |                |     |                       |   |                |                      | 327 BF PM GI<br>126 RVT PC GI<br>058 FV CR<br>732 FV CR   | 2M4301<br>2M4301020<br>2M4301030<br>2M4301040<br>2M4301060              | 4       | STD<br>0.50<br>0.75<br>1.00<br>1.50         |

| YEAR               | CC           | CID | LITER          | CYL | ENGINE              | MODEL   | BORE           | GRV                  | RING TYPE  | HAST SET  | CYL SET | SIZE  |
|--------------------|--------------|-----|----------------|-----|---------------------|---|----------------|----------------------|--|---|---------|---|
|                    |              |     |                |     |                     |   |                |                      |  |   |         |   |
|                    | CC           | CID | LITER          |     |                     |   |                |                      |  | Set #   |         |   |
| <b>ISUZU</b>       |              |     |                |     |                     |   |                |                      |  |   |         |   |
| 1988-93<br>1992-93 | 1588<br>1809 |     | 1.6 L<br>1.8 L | 4   | 4XE1, 4XE1W<br>4XF1 | Geo Storm, Stylus<br>Geo Storm Gsi, Stylus RS       | 80.00<br>3.150 | 1.20<br>1.20<br>3.00 | 398 BF CR S<br>126 RVT PC GI<br>054 FV CR<br>732 FV CR   | 2C4647<br>2C4647020<br>2C4647030<br>2C4647040                           | 4       | STD<br>0.50<br>0.75<br>1.00                 |
| 1981-87            | 1584         |     | 1.6 L          | 4   | 4ZA1                | Fargo, Shuttle                                      | 82.00<br>3.228 | 1.50<br>1.50<br>4.00 | 362 BF 3CR GI<br>126 RVT PC GI<br>058 FV CR<br>732 FV CR | 2C4926<br>2C4926020<br>2C4926030<br>2C4926040                           | 4       | STD<br>0.50<br>0.75<br>1.00                 |
| 1990-93            | 1686         |     | 1.7 L          | 4   | 4EE1<br><b>DOHC</b> | Gemini, Stylus<br><b>Turbo Diesel</b>               | 79.00<br>3.110 | 2.00<br>1.50<br>3.00 | 032 BF PC GI<br>126 RVT PC GI<br>054 FV CR<br>732 FV CR  | 4758<br>4758020   | 4       | STD<br>0.50                                 |
|                    |              |     |                |     |                     |   |                |                      | 335 T PM DI<br>126 RVT PC GI<br>204 CF CR DI<br>881 2PCO | 2D4758<br>2D475850<br>2D4758100   | 4       | STD<br>0.50<br>1.00                         |
| 1990-93            | 1686         |     | 1.7 L          | 4   | 4EE1<br><b>DOHC</b> | Gemini, Stylus<br><b>Turbo Diesel<br/>w/2pc Oil</b> | 79.00<br>3.110 | 2.00<br>1.50<br>3.00 | 217 BF CR DI<br>218 TF PC DI<br>204 CF CR DI<br>881 2PCO | 2C7424  | 1       | STD   |
| 1982-84            | 1817         | 110 | 1.8 L          | 4   | 4ZB1, 4FC1          | Fargo   | 84.00<br>3.307 | 1.50<br>1.50<br>4.00 | 032 BF PC GI<br>126 RVT PC GI<br>058 FV CR<br>732 FV CR  | 4217<br>4217010<br>4217020<br>4217030<br>4217040<br>4217060             | 4       | STD<br>0.25<br>0.50<br>0.75<br>1.00<br>1.50 |
|                    |              |     |                |     |                     |   |                |                      | 336 T PM DI<br>126 RVT PC GI<br>058 FV CR<br>732 FV CR   | 2M4217<br>2M4217010<br>2M4217020<br>2M4217030<br>2M4217040              | 4       | STD<br>0.25<br>0.50<br>0.75<br>1.00         |
| 1973-85            | 1871         | 114 | 1.8 L          | 4   | G180SS, G180Z       | Bellett GT, Gemini                                  | 84.00<br>3.307 | 2.00<br>2.00<br>4.00 | 032 BF PC GI<br>126 RVT PC GI<br>058 FV CR<br>732 FV CR  | 4247<br>4247020<br>4247030<br>4247040<br>4247060                        | 4       | STD<br>0.50<br>0.75<br>1.00<br>1.50         |
|                    |              |     |                |     |                     |   |                |                      | 362 BF 3CR GI<br>126 RVT PC GI<br>058 FV CR<br>732 FV CR | 2C4247<br>2C4247010<br>2C4247020<br>2C4247030<br>2C4247040<br>2C4247060 | 4       | STD<br>0.25<br>0.50<br>0.75<br>1.00<br>1.50 |
| 1983-87            | 1949         | 119 | 2.0 L          | 4   | G200Z               | Trooper   | 87.00<br>3.425 | 1.50<br>1.50<br>4.00 | 102 T PC GI<br>102 T PC GI<br>058 FV CR<br>732 FV CR     | 6149<br>6149010<br>6149020<br>6149030<br>6149040<br>6149060             | 4       | STD<br>0.25<br>0.50<br>0.75<br>1.00<br>1.50 |
|                    |              |     |                |     |                     |   |                |                      | 362 BF 3CR GI<br>102 T PC GI<br>058 FV CR<br>732 FV CR   | 2C6149<br>2C6149010<br>2C6149020<br>2C6149030<br>2C6149040              | 4       | STD<br>0.25<br>0.50<br>0.75<br>1.00         |
|                    |              |     |                |     |                     |   |                |                      | 327 BF PM GI<br>102 T PC GI<br>058 FV CR<br>732 FV CR    | 2M6149<br>2M6149010<br>2M6149020<br>2M6149030<br>2M6149040              | 4       | STD<br>0.25<br>0.50<br>0.75<br>1.00         |














| YEAR         | CC           | CID | LITER          | CYL    | ENGINE                     | MODEL                        | BORE           | GRV                  | RING TYPE  | HAST SET   | CYL SET | SIZE  |
|--------------|--------------|-----|----------------|--------|----------------------------|------------------------------|----------------|----------------------|--|--|---------|---|
|              |              |     |                |        |                            |                              |                |                      |  |  |         |   |
| <b>ISUZU</b> |              |     |                |        |                            |                              |                |                      |  |  |         |   |
| 1982         | 1949         | 119 | 2.0 L          | 4      | G200Z                      | Trooper                      | 87.00<br>3.425 | 2.00<br>2.00<br>4.00 | 032 BF PC GI<br>126 RVT PC GI<br>056 FV CR<br>732 FV CR<br><br>362 BF 3CR GI<br>126 RVT PC GI<br>056 FV CR<br>732 FV CR<br><br>327 BF PM GI<br>126 RVT PC GI<br>056 FV CR<br>732 FV CR | 6157<br>6157020<br>6157030<br>6157040<br>6157060<br><br>2C6157<br>2C6157020<br>2C6157030<br>2C6157040<br><br>2M6157<br>2M6157020<br>2M6157030<br>2M6157040 | 4       | STD<br>0.50<br>0.75<br>1.00<br>1.50<br><br>STD<br>0.50<br>0.75<br>1.00<br><br>STD<br>0.50<br>0.75<br>1.00 |
|              | 1951<br>2369 |     | 2.0 L<br>2.4 L | 4<br>4 | C190<br>C240               | Faster/Holden Rodeo, Florian | 86.00<br>3.386 | 2.50<br>2.00<br>5.00 | 362 BF 3CR GI<br>435 SCRPP PC GI<br>553 CF CR GI<br>881 2PCO   | 2D4390<br>2D439025   | 4       | STD<br>0.25   |
| 1985-89      | 1994         |     | 2.0 L          | 4      | 4ZC1, 4ZC1-T               | Aska, Piazza<br><b>Turbo</b> | 88.00<br>3.464 | 1.50<br>1.50<br>4.00 | 362 BF 3CR GI<br>126 RVT PC GI<br>856 FV CR<br>732 FV CR   | 2C4365<br>2C4365020<br>2C4365030<br>2C4365040<br>2C4365060   | 4       | STD<br>0.50<br>0.75<br>1.00<br>1.50   |
| 1983-86      | 2000         |     | 2.0 L          | 4      | ZNG200                     | Impulse                      | 87.00<br>3.425 | 1.50<br>1.50<br>4.00 | 335 T PM DI<br>102 T PC GI<br>058 FV CR<br>732 FV CR   | 2M4207<br>2M4207010<br>2M4207020<br>2M4207030<br>2M4207040<br>2M4207060  | 4       | STD<br>0.25<br>0.50<br>0.75<br>1.00<br>1.50   |
| 1996-99      | 2156         |     | 2.2 L          | 4      | F22B6<br><b>Honda Eng.</b> | Oasis                        | 85.00<br>3.346 | 1.20<br>1.20<br>2.80 | 398 BF CR S<br>126 RVT PC GI<br>861 FV CR<br>732 FV CR   | 2C4654<br>2C4654010<br>2C4654020<br>2C4654030<br>2C4654040   | 4       | STD<br>0.25<br>0.50<br>0.75<br>1.00   |
| 1996-99      | 2197         |     | 2.2 L          | 4      | LN2                        | Hombre                       | 89.00<br>3.504 | 1.50<br>1.50<br>3.00 | 032 BF PC GI<br>126 RVT PC GI<br>872 FV CR<br>005 FV CR<br><br>397 BF PM S<br>126 RVT PC GI<br>872 FV CR<br>005 FV CR  | 6209<br>6209010<br>6209020<br>6209030<br>6209040<br>6209060<br><br>2M6209<br>2M6209020<br>2M6209030<br>2M6209040<br>2M6209060                              | 4       | STD<br>0.25<br>0.50<br>0.75<br>1.00<br>1.50<br><br>STD<br>0.50<br>0.75<br>1.00<br>1.50                    |
| 2001-04      | 2198         |     | 2.2 L          | 4      | X22SE<br><b>DOHC</b>       | Rodeo                        | 86.00<br>3.386 | 1.20<br>1.50<br>2.50 | 398 BF CR S<br>126 RVT PC GI<br>995 FV CR<br>732 FV CR   | 2C4703<br>2C4703020<br>2C4703030<br>2C4703040  | 4       | STD<br>0.50<br>0.75<br>1.00   |
| 1998-00      | 2200         |     | 2.2 L          | 4      | X22SE                      | Rodeo                        | 86.00<br>3.386 | 1.50<br>1.50<br>3.00 | 032 BF PC GI<br>126 RVT PC GI<br>872 FV CR<br>732 FV CR<br><br>397 BF PM S<br>126 RVT PC GI<br>872 FV CR<br>732 FV CR  | 4601<br>4601020<br>4601030<br>4601040<br>4601060<br><br>2M4601<br>2M4601010<br>2M4601020<br>2M4601030<br>2M4601040<br>2M4601060                            | 4       | STD<br>0.50<br>0.75<br>1.00<br>1.50<br><br>STD<br>0.25<br>0.50<br>0.75<br>1.00<br>1.50                    |

| YEAR               | CC           | CID | LITER          | CYL    | ENGINE                                      | MODEL  | BORE           | GRV                  | RING TYPE  | HAST SET   | CYL SET | SIZE   |
|--------------------|--------------|-----|----------------|--------|---|--|----------------|----------------------|--|--|---------|--|
|                    |              |     |                |        |   |  |                |                      |  |  |         |  |
|                    | CC           | CID | LITER          |        |   |  |                |                      |  | Set #  |         |  |
| <b>ISUZU</b>       |              |     |                |        |   |  |                |                      |  |  |         |  |
| 1986-93            | 2254         |     | 2.3 L          | 4      | 4ZD1  | Amigo, Rodeo, MU, Wizard   | 89.30<br>3.516 | 1.50<br>1.50<br>4.00 | 032 BF PC GI<br>126 RVT PC GI<br>058 FV CR<br>732 FV CR<br><br>363 BF CR GI<br>126 RVT PC GI<br>058 FV CR<br>732 FV CR   | 4603<br>4603010<br>4603020<br>4603030<br>4603040<br>4603060<br><br>2C4603<br>2C4603010<br>2C4603020<br>2C4603030<br>2C4603040<br>2C4603060 | 4       | STD<br>0.25<br>0.50<br>0.75<br>1.00<br>1.50<br><br>STD<br>0.25<br>0.50<br>0.75<br>1.00<br>1.50 |
| 2004-13            | 2499<br>2999 |     | 2.5 L<br>3.0 L | 4<br>4 | 4JK1-TC<br>4JJ1-TC                          | D-Max<br>Rodeo   | 95.40<br>3.756 | 2.00<br>1.50<br>3.00 | 232 HKST CR DI<br>435 SCRPP PC GI<br>203 CF GN SS<br>881 2PCO  | 2D7225   | 4       | STD  |
| 1983-90<br>1985-03 | 2499<br>2772 |     | 2.5 L<br>2.7 L | 4<br>4 | 4JA1<br>4JB1, 4JB1-T<br><b>Turbo Diesel</b> | Campo<br>Elf Box, Chassis, Trooper<br><b>Diesel Eng<br/>Chrome Sleeves<br/>use 7384 only</b> | 93.00<br>3.661 | 2.00<br>2.00<br>4.00 | 252 BF PC GI<br>218 TF PC DI<br>200 CF PC GI<br>881 2PCO<br><br>217 BF CR DI<br>218 TF PC DI<br>204 CF CR DI<br>881 2PCO | 7384   | 1       | STD<br><br><br><br><br>STD   |
| 1986-97            | 2559         | 156 | 2.6 L          | 4      | 4ZE1  | Amigo, Pickup, Trooper II  | 92.60<br>3.646 | 1.50<br>1.50<br>4.00 | 032 BF PC GI<br>126 RVT PC GI<br>870 FV CR<br>732 FV CR<br><br>335 T PM DI<br>126 RVT PC GI<br>870 FV CR<br>732 FV CR    | 4637<br>4637020<br>4637030<br>4637040<br><br>2M4637<br>2M4637010<br>2M4637020<br>2M4637030<br>2M4637040<br>2M4637060                       | 4       | STD<br>0.50<br>0.75<br>1.00<br><br>STD<br>0.25<br>0.50<br>0.75<br>1.00<br>1.50                 |
| 1989-91            | 2827         |     | 2.8 L          | 6      |   | Trooper  | 89.00<br>3.504 | 1.50<br>2.00<br>4.75 | 032 BF PC GI<br>126 RVT PC GI<br>872 FV CR<br>732 FV CR<br><br>397 BF PM S<br>126 RVT PC GI<br>872 FV CR<br>732 FV CR    | 6194<br>6194020<br>6194030<br>6194040<br>6194060<br><br>2M6194<br>2M6194010<br>2M6194020<br>2M6194030<br>2M6194040<br>2M6194060            | 6       | STD<br>0.50<br>0.75<br>1.00<br>1.50<br><br>STD<br>0.25<br>0.50<br>0.75<br>1.00<br>1.50         |
|                    | 3059         |     | 3.1 L          | 4      | 4JH1  | Faster, Rodeo<br><b>D-Max Diesel Eng<br/>Chrome Plated Cylinder</b>                          | 95.40<br>3.756 | 2.50<br>2.00<br>3.00 | 110 BF PC DI<br>435 SCRPP PC GI<br>203 CF GN SS<br>881 2PCO  | 2D7188   | 4       | STD  |
| 1991-93            | 3097         |     | 3.1 L          | 6      |   | Rodeo  | 89.00<br>3.504 | 1.50<br>1.50<br>4.00 | 032 BF PC GI<br>126 RVT PC GI<br>872 FV CR<br>732 FV CR<br><br>397 BF PM S<br>126 RVT PC GI<br>872 FV CR<br>732 FV CR    | 4456<br>4456010<br>4456020<br>4456030<br>4456040<br>4456060<br><br>2M4456<br>2M4456010<br>2M4456020<br>2M4456030<br>2M4456040<br>2M4456060 | 6       | STD<br>0.25<br>0.50<br>0.75<br>1.00<br>1.50<br><br>STD<br>0.25<br>0.50<br>0.75<br>1.00<br>1.50 |
| 2005-08            | 3494         |     | 3.5 L          | 6      | 6VE1  | Axiom, Rodeo, Trooper  | 93.40<br>3.677 | 1.20<br>1.20<br>2.00 | 398 BF CR S<br>126 RVT PC GI<br>934 FV CR<br>732 FV CR   | 2C4571<br>2C4571020<br>2C4571040   | 6       | STD<br>0.50<br>1.00  |

| YEAR               | CC           | CID | LITER          | CYL | ENGINE                              | MODEL   | BORE            | GRV                  | RING TYPE  | HAST SET  | CYL SET | SIZE  |
|--------------------|--------------|-----|----------------|-----|-------------------------------------|---|-----------------|----------------------|--|---|---------|---|
|                    |              |     |                |     |                                     |   |                 |                      |  |   |         |   |
|                    | CC           | CID | LITER          |     |                                     |   |                 |                      |  | Set #   |         |   |
| <b>ISUZU</b>       |              |     |                |     |                                     |   |                 |                      |  |   |         |   |
| 1997-05<br>1996-04 | 3165<br>3494 |     | 3.2 L<br>3.5 L | 6   | 6VD1<br>6VE1                        | Faster, Rodeo, Trooper<br>Axiom, Rodeo, Trooper                                   | 93.40<br>3.677  | 1.50<br>1.50<br>3.00 | 327 BF PM GI<br>126 RVT PC GI<br>997 FV CR<br>732 FV CR        | 2M4945<br>2M4945020<br>2M4945030<br>2M4945040                           | 6       | STD<br>0.50<br>0.75<br>1.00                 |
| 1992-96            | 3165         |     | 3.2 L          | 6   | 6VD1                                | Faster, Rodeo, Trooper  | 93.40<br>3.677  | 1.50<br>1.50<br>4.00 | 327 BF PM GI<br>126 RVT PC GI<br>870 FV CR<br>732 FV CR        | 2M4791<br>2M4791010<br>2M4791020<br>2M4791030<br>2M4791040              | 6       | STD<br>0.25<br>0.50<br>0.75<br>1.00         |
| 2009-On            | 5193         |     | 5.2 L          | 4   | 4HK1TC<br><b>OHC</b>                | ELF 400, 450, 500, 600<br><b>Turbo Diesel</b>                                     | 115.00<br>4.527 | 3.00<br>2.50<br>4.00 | 370 HKST 3CR GI<br>401 SCRPP PC GI<br>553 CF CR GI<br>881 2PCO | 2C7456  | 4       | STD   |
| <b>KIA</b>         |              |     |                |     |                                     |   |                 |                      |  |   |         |   |
| 1991-00            | 1138         |     | 1.1 L          | 4   | B1                                  | Pride   | 68.00<br>2.677  | 1.20<br>1.50<br>3.00 | 398 BF CR S<br>126 RVT PC GI<br>996 FV CR<br>732 FV CR         | 2C5059<br>2C5059010<br>2C5059020<br>2C5059030<br>2C5059040              | 4       | STD<br>0.25<br>0.50<br>0.75<br>1.00         |
| 2011-18            | 1248         |     | 1.2 L          | 4   | G4LA                                | Picanto, Rio  | 71.00<br>2.795  | 1.00<br>1.20<br>2.00 | 398 BF CR S<br>406 N PC DI<br>987 FV GN SS<br>714 GN SS        | 2C4068<br>2C406825<br>2C406850  | 4       | STD<br>0.25<br>0.50                         |
| 2010-16            | 1341         |     | 1.3 L          | 4   | G4EA                                |   | 71.50<br>2.815  | 1.20<br>1.20<br>2.00 | 398 BF CR S<br>435 SCRPP PC GI<br>993 FV CR<br>005 FV CR       | 2C5389<br>2C538950<br>2C5389100   | 4       | STD<br>0.50<br>1.00                         |
| 2000-06            | 1493         |     | 1.5 L          | 4   | A5D<br><b>Mazda Eng<br/>DC DOHC</b> | w/2.5mm oil grv   | 75.50<br>2.972  | 1.20<br>1.20<br>2.50 | 398 BF CR S<br>126 RVT PC GI<br>934 FV CR<br>732 FV CR         | 2C5184<br>2C5184020<br>2C5184030<br>2C5184040<br>2C5184060              | 4       | STD<br>0.50<br>0.75<br>1.00<br>1.50         |
| 2004-12            | 1493<br>1991 |     | 1.5 L<br>2.0 L | 3   | D3EA<br>D4EA                        | Getz, Accent, Matrix<br>Carens , Cee'D,<br>Sportage, Magenti<br><b>Diesel Eng</b> | 83.00<br>3.268  | 2.00<br>2.00<br>3.00 | 213 FKST CC DI<br>223 RVT CR DI<br>204 CF CR DI<br>881 2PCO    | 2D7468  | 1       | STD   |
| 2008-16            | 1591         |     | 1.6 L          | 4   | G4FC, G4FJ<br>GAMMA                 | Forte, Ray, Rio, Soul   | 77.00<br>3.031  | 1.20<br>1.20<br>2.00 | 398 BF CR S<br>435 SCRPP PC GI<br>993 FV CR<br>005 FV CR       | 2C4504<br>2C450450<br>2C4504100   | 4       | STD<br>0.50<br>1.00                         |
| 1994-04            | 1597         |     | 1.6 L          | 4   | B6<br><b>SOHC/DOHC</b>              | Sephia, Shuma, Spectra  | 78.00<br>3.071  | 1.50<br>1.50<br>4.00 | 032 BF PC GI<br>126 RVT PC GI<br>058 FV CR<br>732 FV CR        | 4265<br>4265010<br>4265020<br>4265030<br>4265040<br>4265060             | 4       | STD<br>0.25<br>0.50<br>0.75<br>1.00<br>1.50 |
|                    |              |     |                |     |                                     |   |                 |                      | 362 BF 3CR GI<br>126 RVT PC GI<br>058 FV CR<br>732 FV CR       | 2C4265<br>2C4265010<br>2C4265020<br>2C4265030<br>2C4265040<br>2C4265060 | 4       | STD<br>0.25<br>0.50<br>0.75<br>1.00<br>1.50 |
|                    |              |     |                |     |                                     |   |                 |                      | 327 BF PM GI<br>126 RVT PC GI<br>058 FV CR<br>732 FV CR        | 2M4265<br>2M4265010<br>2M4265020<br>2M4265030<br>2M4265040<br>2M4265060 | 4       | STD<br>0.25<br>0.50<br>0.75<br>1.00<br>1.50 |
| 2004-11            | 1599         |     | 1.6 L          | 4   | G4ED<br><b>Euro 4<br/>DOHC</b>      | Cerato, Pride, Rio  | 76.50<br>3.012  | 1.20<br>1.20<br>2.00 | 398 BF CR S<br>126 RVT PC GI<br>993 FV CR<br>005 FV CR         | 2C4526<br>2C4526020<br>2C4526030  | 4       | STD<br>0.50<br>0.75                         |
| 2003-05            | 1599         |     | 1.6 L          | 4   | G4ED<br><b>DOHC</b>                 | Rio   | 76.50<br>3.012  | 1.20<br>1.20<br>2.50 | 398 BF CR S<br>126 RVT PC GI<br>995 FV CR<br>732 FV CR         | 2C5154<br>2C5154020<br>2C5154030<br>2C5154040                           | 4       | STD<br>0.50<br>0.75<br>1.00                 |




























| YEAR       | CC<br> | CID<br> | LITER<br> | CYL<br> | ENGINE<br>               | MODEL<br>  | BORE<br>       | GRV<br>              | RING TYPE<br>  | HAST SET<br>Set #   | CYL SET<br> | SIZE<br>                                    |
|------------|--------|---------|-----------|---------|--------------------------|--|----------------|----------------------|--|---|-------------|---|
| <b>KIA</b> |        |         |           |         |                          |  |                |                      |  |   |             |   |
| 2003-05    | 1597   |         | 1.6 L     | 4       | A6D<br><b>DOHC</b>       | Rio  | 78.00<br>3.071 | 1.20<br>1.20<br>2.50 | 398 BF CR S<br>126 RVT PC GI<br>533 FV CR<br>732 FV CR       | 2C4118<br>2C4118020<br>2C4118030<br>2C4118040                           | 4           | STD<br>0.50<br>0.75<br>1.00                 |
| 1993-98    | 1597   |         | 1.6 L     | 4       | B6D<br><b>SOHC, DOHC</b> | Sephia   | 78.00<br>3.071 | 1.50<br>1.50<br>3.00 | 032 BF PC GI<br>126 RVT PC GI<br>054 FV CR<br>732 FV CR      | 4737<br>4737010<br>4737020<br>4737030<br>4737040                        | 4           | STD<br>0.25<br>0.50<br>0.75<br>1.00         |
|            |        |         |           |         |                          |  |                |                      | 362 BF 3CR GI<br>126 RVT PC GI<br>054 FV CR<br>732 FV CR     | 2C4737<br>2C4737010<br>2C4737020<br>2C4737030<br>2C4737040<br>2C4737060 | 4           | STD<br>0.25<br>0.50<br>0.75<br>1.00<br>1.50 |
| 1994-97    | 1839   |         | 1.8 L     | 4       |                          | <b>Incl. Turbo</b>                                   | 83.00<br>3.268 | 1.50<br>1.50<br>3.00 | 032 BF PC GI<br>126 RVT PC GI<br>054 FV CR<br>732 FV CR      | 4651<br>4651010<br>4651020<br>4651040                                   | 4           | STD<br>0.25<br>0.50<br>1.00                 |
|            |        |         |           |         |                          |  |                |                      | 376 BF CR DI<br>126 RVT PC GI<br>054 FV CR<br>732 FV CR      | 2C4651<br>2C4651010<br>2C4651020<br>2C4651030<br>2C4651040<br>2C4651060 | 4           | STD<br>0.25<br>0.50<br>0.75<br>1.00<br>1.50 |
|            |        |         |           |         |                          |  |                |                      | 326 TBF GN SS<br>435 SCRP PC GI<br>987 FV GN SS<br>714 GN SS | 2N4651  | 4           | STD   |
| 2005-10    | 1975   |         | 2.0 L     | 4       | G4GF<br><b>DOHC</b>      | <b>w/2.0mm Oil Ring</b>                              | 82.00<br>3.228 | 1.20<br>1.20<br>2.00 | 398 BF CR S<br>126 RVT PC GI<br>993 FV CR<br>005 FV CR       | 2C5825<br>2C5825020<br>2C5825040  | 4           | STD<br>0.50<br>1.00                         |
| 1994-02    | 1998   |         | 2.0 L     | 4       | FE                       | Sportage 2.0I  | 86.00<br>3.386 | 1.50<br>1.50<br>4.00 | 032 BF PC GI<br>435 SCRP PC GI<br>058 FV CR<br>732 FV CR     | 5664<br>5664020<br>5664030<br>5664040<br>5664060                        | 4           | STD<br>0.50<br>0.75<br>1.00<br>1.50         |
|            |        |         |           |         |                          |  |                |                      | 362 BF 3CR GI<br>435 SCRP PC GI<br>058 FV CR<br>732 FV CR    | 2C5664<br>2C5664010<br>2C5664020<br>2C5664030<br>2C5664040<br>2C5664060 | 4           | STD<br>0.25<br>0.50<br>0.75<br>1.00<br>1.50 |
|            |        |         |           |         |                          |  |                |                      | 335 T PM DI<br>435 SCRP PC GI<br>058 FV CR<br>732 FV CR      | 2M5664<br>2M5664010<br>2M5664020<br>2M5664030<br>2M5664040<br>2M5664060 | 4           | STD<br>0.25<br>0.50<br>0.75<br>1.00<br>1.50 |
|            |        |         |           |         |                          |  |                |                      | 322 BF GN SS<br>126 RVT PC GI<br>987 FV GN SS<br>714 GN SS   | 2N5664  | 4           | STD   |
| 2012-16    | 1999   |         | 2.0 L     | 4       | G4NBB<br><b>DOHC</b>     | Soul, Forte, Sportage,<br>Optima<br><b>NU Series</b> | 81.00<br>3.189 | 1.00<br>1.20<br>2.00 | 398 BF CR S<br>126 RVT PC GI<br>990 FV CR<br>005 FV CR       | 2C4357<br>2C435750<br>2C4357100   | 4           | STD<br>1.25<br>2.50                         |
| 2000-05    | 2351   |         | 2.4 L     | 4       | G4JS<br>Vin:S            | L4   | 86.50<br>3.405 | 1.20<br>1.50<br>2.80 | 398 BF CR S<br>126 RVT PC GI<br>997 FV CR<br>732 FV CR       | 2C4780<br>2C4780020<br>2C4780030<br>2C4780040<br>2C4780060              | 4           | STD<br>0.50<br>0.75<br>1.00<br>1.50         |














| YEAR  | CC  | CID   | LITER   | CYL   | ENGINE  | MODEL   | BORE  | GRV   | RING TYPE  | HAST SET  | CYL SET   | SIZE  |
|---|---|---|---|---|---|---|---|---|--|---|---|---|
|  |  |  |  |  |  |  |  |  |                                     |                      |  |  |
| <b>KIA</b>  |   |   |   |   |   |   |   |   |  |   |   |   |
| 2006-15   | 2359  |   | 2.4 L   | 4   | G4KC, G4KJ<br><b>DOHC</b>   | Forte, Optima, Sportage   | 88.00<br>3.464  | 1.20<br>1.20<br>2.00  | 398 BF CR S<br>126 RVT PC GI<br>993 FV CR<br>005 FV CR   | 2C5297<br>2C5297020<br>2C5297030<br>2C5297040   | 4   | STD<br>0.50<br>0.75<br>1.00   |
| 1999-On   | 2497  |   | 2.5 L   | 6   | K5<br><b>DOHC</b>   | Carnival 24V  | 80.00<br>3.150  | 1.20<br>1.50<br>2.50  | 398 BF CR S<br>401 SCRPP PC GI<br>995 FV CR<br>732 FV CR   | 2C5221<br>2C5221020   | 6   | STD<br>0.50   |
| 2002-On   | 2497  |   | 2.5 L   | 4   | D4CB Euro 4   | Sorento I 2.5 CRDi<br><b>Diesel Eng</b>   | 91.00<br>3.583  | 2.50<br>2.00<br>3.00  | 211 HKST CC DI<br>257 TF CR DI<br>203 CF GN SS<br>881 2PCO   | 2D7522<br>2D752250  | 4   | STD<br>0.50   |
| 2007-15   | 2656  |   | 2.7 L   | 6   | G6A5<br><b>DOHC</b>   | Kee, Opitma, Rondo,<br>Sportage   | 86.70<br>3.413  | 1.20<br>1.20<br>2.00  | 398 BF CR S<br>435 SCRPP PC GI<br>993 FV CR<br>732 FV CR   | 2C5384<br>2C538450  | 6   | STD<br>0.50   |
| 2001-12   | 2656  |   | 2.7 L   | 6   | G6BA<br><b>DOHC</b>   | Amanthi, Cadenza, Magentis,<br>Optima, Sportage                                   | 86.70<br>3.412  | 1.20<br>1.20<br>2.50  | 398 BF CR S<br>126 RVT PC GI<br>995 FV CR<br>732 FV CR   | 2C5265<br>2C5265020<br>2C5265030<br>2C5265040   | 6   | STD<br>0.50<br>0.75<br>1.00   |
| 1997-03   | 2665  |   | 2.7 L   | 4   | J2<br><b>SOHC</b>   | K2700, Bongo, Pregio<br><b>Diesel Eng</b>   | 94.50<br>3.720  | 2.00<br>2.00<br>3.00  | 336 T PM DI<br>126 RVT PC GI<br>553 CF CR GI<br>881 2PCO   | 2D5040<br>2D504050  | 4   | STD<br>0.50   |
| 2008-15<br>2011-15  | 3342<br>3470  |   | 3.3 L<br>3.5 L  | 6<br>6  | G6DB G6DG<br>G6DC DOHC  | Cadenza, Sorento<br>Cadenza, Sedona   | 92.00<br>3.622  | 1.20<br>1.20<br>2.00  | 398 BF CR S<br>126 RVT PC GI<br>991 FV CR<br>005 FV CR   | 2C5260<br>2C5260020<br>2C5260030<br>2C5260040   | 6   | STD<br>0.50<br>0.75<br>1.00   |
| 2002-06   | 3497  |   | 3.5 L   | 6   | G6CU<br><b>DOHC</b>   | V-6   | 93.00<br>3.661  | 1.50<br>1.50<br>3.00  | 032 BF PC GI<br>126 RVT PC GI<br>997 FV CR<br>732 FV CR<br><br>327 BF PM GI<br>126 RVT PC GI<br>997 FV CR<br>732 FV CR | 4883<br>4883020<br>4883030<br>4883040<br><br>2M4883<br>2M4883010<br>2M4883020<br>2M4883030<br>2M4883040 | 6<br><br>6  | STD<br>0.50<br>0.75<br>1.00<br><br>STD<br>0.25<br>0.50<br>0.75<br>1.00              |
| 2007-10   | 3778  |   | 3.8 L   | 6   | <b>DOHC</b>   | Amanti, Borrego, Sedona, Sorer  | 96.00<br>3.779  | 1.20<br>1.20<br>2.00  | 398 BF CR S<br>126 RVT PC GI<br>991 FV CR<br>005 FV CR   | 2C4550<br>2C4550020<br>2C4550030<br>2C4550040   | 6   | STD<br>0.50<br>0.75<br>1.00   |

| YEAR         | CC   | CID | LITER | CYL | ENGINE                            | MODEL                         | BORE            | GRV                  | RING TYPE   | HAST SET  | CYL SET | SIZE   |
|--------------|------|-----|-------|-----|-----------------------------------|-------------------------------|-----------------|----------------------|---|---|---------|--|
|              |      |     |       |     |                                   |                               |                 |                      |   |   |         |  |
| <b>LEXUS</b> |      |     |       |     |                                   |                               |                 |                      |   |   |         |  |
| 2011-15      | 1798 | 110 | 1.8 L | 4   | 2ZR-FE<br><b>DOHC Toyota Eng.</b> | <b>1.5 mm Oil Grv.</b>        | 80.50<br>3.169  | 1.00<br>1.00<br>1.50 | 398 BF CR S<br>123 RVT PC DI<br>981 FV CR<br>005 FV CR  | 2C4113<br>2C4113020<br>2C4113030<br>2C4113040   | 4       | STD<br>0.50<br>0.75<br>1.00  |
| 2010-12      | 2362 |     | 2.4 L | 4   | 2AZ-FXE<br><b>DOHC</b>            | HS                            | 88.50<br>3.484  | 1.00<br>1.00<br>2.00 | 398 BF CR S<br>123 RVT PC DI<br>991 FV CR<br>005 FV CR  | 2C5267<br>2C5267010<br>2C5267020<br>2C5267030<br>2C5267040  | 4       | STD<br>0.25<br>0.50<br>0.75<br>1.00                                    |
| 1990-91      | 2507 |     | 2.5 L | 6   | 2VZFE                             | ES250                         | 87.50<br>3.445  | 1.50<br>1.50<br>3.00 | 335 T PM DI<br>126 RVT PC GI<br>997 FV CR<br>732 FV CR  | 2M4676<br>2M4676010<br>2M4676020<br>2M4676030<br>2M4676040  | 6       | STD<br>0.25<br>0.50<br>0.75<br>1.00                                    |
| 1992-93      | 2959 |     | 3.0 L | 6   | 3VZ-F, 3VZFE                      | ES300                         | 87.50<br>3.445  | 1.50<br>1.50<br>4.00 | 032 BF PC GI<br>126 RVT PC GI<br>856 FV CR<br>732 FV CR<br><br>397 BF PM S<br>126 RVT PC GI<br>856 FV CR<br>732 FV CR | 4689<br>4689020<br>4689030<br>4689040<br><br>2M4689<br>2M4689010<br>2M4689020<br>2M4689030<br>2M4689040 | 6       | STD<br>0.50<br>0.75<br>1.00<br><br>STD<br>0.25<br>0.50<br>0.75<br>1.00 |
| 1994-05      | 2959 |     | 3.0 L | 6   | 1MZFE                             | ES300                         | 87.50<br>3.445  | 1.20<br>1.20<br>3.00 | 398 BF CR S<br>126 RVT PC GI<br>997 FV CR<br>732 FV CR  | 2C4902<br>2C4902010<br>2C4902020<br>2C4902030<br>2C4902040  | 6       | STD<br>0.25<br>0.50<br>0.75<br>1.00                                    |
| 1992-06      | 2997 |     | 3.0 L | 6   | 2JZGE, 2JZGTE                     | GS300, SC300                  | 86.00<br>3.386  | 1.50<br>1.50<br>4.00 | 376 BF CR DI<br>435 SCRP PC GI<br>058 FV CR<br>732 FV CR  | 2C4713<br>2C4713010<br>2C4713020<br>2C4713030<br>2C4713040  | 6       | STD<br>0.25<br>0.50<br>0.75<br>1.00                                    |
| 2004-08      | 3310 |     | 3.3 L | 6   | 3MZFE<br><b>DOHC</b>              | ES, RX                        | 92.00<br>3.622  | 1.20<br>1.20<br>3.00 | 398 BF CR S<br>126 RVT PC GI<br>997 FV CR<br>732 FV CR  | 2C5183<br>2C5183020<br>2C5183030<br>2C5183040   | 6       | STD<br>0.50<br>0.75<br>1.00  |
| 2007-12      | 3456 |     | 3.5 L | 6   | 2GRFE<br><b>DOHC</b>              | ES350, GS350,<br>GS450, RX350 | 94.00<br>3.701  | 1.20<br>1.20<br>2.00 | 398 BF CR S<br>126 RVT PC GI<br>991 FV CR<br>005 FV CR  | 2C4511<br>2C4511020<br>2C4511030<br>2C4511040   | 6       | STD<br>0.50<br>0.75<br>1.00  |
| 1990-00      | 3969 |     | 4.0 L | 8   | 1UZFE                             | LS400, SC400                  | 87.50<br>3.445  | 1.50<br>1.50<br>3.00 | 335 T PM DI<br>126 RVT PC GI<br>997 FV CR<br>732 FV CR  | 2M4678<br>2M4678020<br>2M4678030<br>2M4678040   | 8       | STD<br>0.50<br>0.75<br>1.00  |
| 2001-10      | 4293 |     | 4.3 L | 8   | 3UZFE<br>DOHC 32V                 | GS430, LS430                  | 91.00<br>3.582  | 1.20<br>1.20<br>3.00 | 398 BF CR S<br>126 RVT PC GI<br>997 FV CR<br>732 FV CR  | 2C4561  | 8       | STD  |
| 1996-97      | 4477 |     | 4.5 L | 6   | 1FZFE                             | LX450                         | 100.00<br>3.937 | 1.75<br>2.00<br>4.00 | 363 BF CR GI<br>126 RVT PC GI<br>052 FV CR<br>732 FV CR   | 2C4776<br>2C4776010<br>2C4776020<br>2C4776030<br>2C4776040  | 6       | STD<br>0.25<br>0.50<br>0.75<br>1.00                                    |
| 2007-15      | 4608 |     | 4.6 L | 8   | 1URFE                             | GX                            | 94.00           | 1.20                 | 398 BF CR S   | 2C4586  | 8       | STD  |
| 2008-16      | 4969 |     | 5.0 L | 8   | 2URFE                             | LX                            | 3.701           | 1.20                 | 126 RVT PC GI   | 2C4586010   |         | 0.25   |
| 2008-16      | 5663 |     | 5.7 L | 8   | 3URFE<br><b>DOHC</b>              | LX                            |                 | 2.00                 | 991 FV CR<br>005 FV CR  | 2C4586020<br>2C4586030<br>2C4586040   |         | 0.50<br>0.75<br>1.00   |
| 2004-09      | 4663 |     | 4.7 L | 8   | 2UZFE<br><b>DOHC</b>              | LX470                         | 94.00<br>3.701  | 1.20<br>1.20<br>3.00 | 398 BF CR S<br>126 RVT PC GI<br>997 FV CR<br>732 FV CR  | 2C4566<br>2C4566020<br>2C4566030<br>2C4566040   | 8       | STD<br>0.50<br>0.75<br>1.00  |
| 1999-06      | 4663 |     | 4.7 L | 8   | 2UZFE                             | LX470                         | 94.00<br>3.701  | 1.50<br>1.50<br>4.00 | 335 T PM DI<br>126 RVT PC GI<br>856 FV CR<br>732 FV CR  | 2M5017<br>2M5017010<br>2M5017020<br>2M5017030<br>2M5017040  | 8       | STD<br>0.25<br>0.50<br>0.75<br>1.00                                    |

| YEAR               | CC           | CID | LITER          | CYL    | ENGINE                    | MODEL                                | BORE           | GRV                  | RING TYPE   | HAST SET  | CYL SET | SIZE   |
|--------------------|--------------|-----|----------------|--------|---------------------------|--------------------------------------|----------------|----------------------|---|---|---------|--|
|                    |              |     |                |        |                           |                                      |                |                      |   |   |         |  |
|                    | CC           | CID | LITER          |        |                           |                                      |                |                      |   | Set #   |         |  |
| <b>MAZDA</b>       |              |     |                |        |                           |                                      |                |                      |   |   |         |  |
| 1968-74            | 1000         |     | 1.0 L          | 4      | PB                        |                                      | 68.00<br>2.677 | 2.00<br>2.00<br>4.00 | 032 BF PC GI<br>401 SCRPP PC GI<br>058 FV CR<br>732 FV CR   | 4277  | 4       | STD  |
| 2007-On            | 1240         |     | 1.2 L          | 4      | CR12DE                    | Familia                              | 71.50<br>2.815 | 1.20<br>1.20<br>2.00 | 398 BF CR S<br>126 RVT PC GI<br>990 FV CR<br>732 FV CR  | 2C4089<br>2C408950  | 4       | STD<br>0.50  |
| 1996-03            | 1242         |     | 1.2 L          | 4      | DHF, DHG                  | 121 III                              | 71.90<br>2.819 | 1.20<br>1.50<br>2.50 | 398 BF CR S<br>435 SCRPP PC GI<br>989 FV CR<br>732 FV CR  | 2C5637  | 4       | STD  |
| 1968-76            | 1169         |     | 1.2 L          | 4      | TB                        | 200                                  | 70.00<br>2.756 | 2.00<br>2.00<br>4.00 | 362 BF 3CR GI<br>401 SCRPP PC GI<br>058 FV CR<br>732 FV CR  | 2C6880  | 4       | STD  |
| 1970-78            | 1200<br>1300 |     | 1.2 L<br>1.3 L | 4<br>4 | Vin T                     | 1300<br>Mini Miser; 818              | 73.00<br>2.874 | 2.00<br>2.00<br>4.00 | 032 BF PC GI<br>401 SCRPP PC GI<br>058 FV CR<br>732 FV CR<br><br>362 BF 3CR GI<br>401 SCRPP PC GI<br>058 FV CR<br>732 FV CR | 6714<br>6714020<br>6714030<br>6714040<br>6714060<br><br>2C6714<br>2C6714020<br>2C6714030<br>2C6714040<br>2C6714060              | 4       | STD<br>0.50<br>0.75<br>1.00<br>1.50<br><br>STD<br>0.50<br>0.75<br>1.00<br>1.50         |
| 1970-84            | 1272         |     | 1.3 L          | 4      | TC                        | Familia/Familia<br>Presto/Mazda 1300 | 73.00<br>2.874 | 1.50<br>1.50<br>4.00 | 032 BF PC GI<br>126 RVT PC GI<br>058 FV CR<br>732 FV CR<br><br>362 BF 3CR GI<br>126 RVT PC GI<br>058 FV CR<br>732 FV CR     | 4347<br>4347020<br>4347030<br>4347040<br>4347060<br><br>2C4347<br>2C4347010<br>2C4347020<br>2C4347030<br>2C4347040<br>2C4347060 | 4       | STD<br>0.50<br>0.75<br>1.00<br>1.50<br><br>STD<br>0.25<br>0.50<br>0.75<br>1.00<br>1.50 |
| 1981-86<br>1980-86 | 1296<br>1490 |     | 1.3 L<br>1.5 L | 4      | E3, Gasoline<br>E5        | Familia, GLC<br>GLC                  | 77.00<br>3.031 | 1.20<br>1.50<br>4.00 | 398 BF CR S<br>401 SCRPP PC GI<br>058 FV CR<br>732 FV CR  | 2C6154<br>2C6154010<br>2C6154020<br>2C6154030<br>2C6154040<br>2C6154060   | 4       | STD<br>0.25<br>0.50<br>0.75<br>1.00<br>1.50  |
| 1988-99            | 1323         |     | 1.3 L          | 4      | B3<br>SOHC                | Familia, Demio                       | 71.00<br>2.795 | 1.20<br>1.50<br>3.00 | 398 BF CR S<br>126 RVT PC GI<br>054 FV CR<br>732 FV CR  | 2C4451<br>2C4451010<br>2C4451020<br>2C4451030<br>2C4451040<br>2C4451060   | 4       | STD<br>0.25<br>0.50<br>0.75<br>1.00<br>1.50  |
| 1996-03            | 1299         |     | 1.3 L          | 4      | J4R, J4T<br>JJA, JJK, JJM | 121 III 1.3                          | 74.00<br>2.913 | 1.50<br>1.75<br>3.00 | 032 BF PC GI<br>401 SCRPP PC GI<br>054 FV CR<br>732 FV CR<br><br>362 BF 3CR GI<br>401 SCRPP PC GI<br>054 FV CR<br>732 FV CR | 4988<br>4988020<br>4988040<br><br>2C4988<br>2C4988010<br>2C4988020<br>2C4988030<br>2C4988040                                    | 4       | STD<br>0.50<br>1.00<br><br>STD<br>0.25<br>0.50<br>0.75<br>1.00                         |
| 2003-07            | 1399         |     | 1.4 L          | 4      | F6JA, F6JB                | 2 1.4 CD<br>Turbo Diesel             | 73.70<br>2.902 | 2.50<br>1.95<br>2.50 | 213 FKST CC DI<br>209 RVT PC DI<br>248 CF CR<br>881 2PCO  | 2D7270<br>2D727025<br>2D727050  | 1       | STD<br>0.25<br>0.50  |

| YEAR  | CC  | CID   | LITER   | CYL   | ENGINE  | MODEL   | BORE  | GRV   | RING TYPE   | HAST SET   | CYL SET   | SIZE  |
|---|---|---|---|---|---|---|---|---|---|--|---|---|
|  |  |  |  |  |  |  |  |  |  |   |  |  |
| <b>MAZDA</b>  |   |   |   |   |   |   |   |   |   |  |   |   |
| 1978-80   | 1415  |   | 1.4 L   | 4   | UC  | GLC   | 77.00<br>3.031  | 1.50<br>1.50<br>4.00  | 032 BF PC GI<br>401 SCRPP PC GI<br>058 FV CR<br>732 FV CR                           | 6134<br>6134010<br>6134020<br>6134024<br>6134030<br>6134032<br>6134040<br>6134060    | 4   | STD<br>0.25<br>0.50<br>0.60<br>0.75<br>0.80<br>1.00<br>1.50                         |
|   |   |   |   |   |   |   |   |   | 363 BF CR GI<br>401 SCRPP PC GI<br>058 FV CR<br>732 FV CR                           | 2C6134<br>2C6134010<br>2C6134020<br>2C6134030<br>2C6134040                           | 4   | STD<br>0.25<br>0.50<br>0.75<br>1.00   |
| 1971-On   | 1484  |   | 1.5 L   | 4   | UA  |   | 75.00<br>2.953  | 2.00<br>2.00<br>4.00  | 032 BF PC GI<br>401 SCRPP PC GI<br>056 FV CR<br>732 FV CR                           | 6813<br>6813020<br>6813030<br>6813040<br>6813060                                     | 4   | STD<br>0.50<br>0.75<br>1.00<br>1.50   |
|   |   |   |   |   |   |   |   |   | 362 BF 3CR GI<br>401 SCRPP PC GI<br>056 FV CR<br>732 FV CR                          | 2C6813<br>2C6813010<br>2C6813020<br>2C6813030<br>2C6813040<br>2C6813060<br>2C6813063 | 4   | STD<br>0.25<br>0.50<br>0.75<br>1.00<br>1.50<br>1.60                                 |
| 1971-On   | 1484  |   | 1.5 L   | 4   | UA  | <b>Shallow Oil Ring Grv.</b>  | 75.00<br>2.953  | 2.00<br>2.00<br>4.00  | 032 BF PC GI<br>401 SCRPP PC GI<br>856 FV CR<br>732 FV CR                           | 6818<br>6818020<br>6818030<br>6818040<br>6818060                                     | 4   | STD<br>0.50<br>0.75<br>1.00<br>1.50   |
|   |   |   |   |   |   |   |   |   | 362 BF 3CR GI<br>401 SCRPP PC GI<br>856 FV CR<br>732 FV CR                          | 2C6818<br>2C6818010<br>2C6818020<br>2C6818030<br>2C6818040<br>2C6818060              | 4   | STD<br>0.25<br>0.50<br>0.75<br>1.00<br>1.50   |
| 1995-98   | 1498  |   | 1.5 L   | 4   | Z5  | Protege   | 75.30<br>2.964  | 1.00<br>1.20<br>2.50  | 398 BF CR S<br>126 RVT PC GI<br>995 FV CR<br>732 FV CR                              | 2C4919<br>2C4919020<br>2C4919030<br>2C4919040  | 4   | STD<br>0.50<br>0.75<br>1.00   |
| 1981-85   | 1490  |   | 1.5 L   | 4   | E3, E5  | GLC, 1500 After Jan 82  | 77.00<br>3.031  | 1.50<br>2.00<br>4.00  | 032 BF PC GI<br>435 SCRPP PC GI<br>058 FV CR<br>732 FV CR                           | 6175<br>6175010<br>6175020<br>6175030<br>6175040<br>6175060                          | 4   | STD<br>0.25<br>0.50<br>0.75<br>1.00<br>1.50   |
|   |   |   |   |   |   |   |   |   | 363 BF CR GI<br>435 SCRPP PC GI<br>058 FV CR<br>732 FV CR                           | 2C6175<br>2C6175010<br>2C6175020<br>2C6175030<br>2C6175040<br>2C6175060              | 4   | STD<br>0.25<br>0.50<br>0.75<br>1.00<br>1.50   |
|   |   |   |   |   |   |   |   |   | 322 BF GN SS<br>435 SCRPP PC GI<br>058 FV CR<br>732 FV CR                           | 2N6175   | 4   | STD   |
| 1966-73   | 1490  |   | 1.5 L   | 4   | UB<br><b>SOHC</b>   | Mazda Luce 1500<br>Capella  | 78.00<br>3.071  | 2.00<br>2.00<br>4.00  | 032 BF PC GI<br>126 RVT PC GI<br>056 FV CR<br>732 FV CR                             | 4381<br>4381040  | 4   | STD<br>1.00   |
|   |   |   |   |   |   |   |   |   | 362 BF 3CR GI<br>126 RVT PC GI<br>056 FV CR<br>732 FV CR                            | 2C4381<br>2C4381020<br>2C4381040   | 4   | STD<br>0.50<br>1.00   |

| YEAR                          | CC<br> | CID<br> | LITER<br> | CYL<br> | ENGINE<br> | MODEL<br> | BORE<br> | GRV<br> | RING TYPE<br>   | HAST SET<br>   | CYL SET<br> | SIZE<br>   |
|-------------------------------|---|--|--|--|---|--|--|--|--|---|--|---|
| <b>MAZDA</b>                  |   |  |  |  |   |  |  |  |  |   |  |   |
| 1972-77<br>1988-95<br>1972-78 | 1586<br>1597<br>1797  |  | 1.6 L<br>1.6 L<br>1.8 L  | 4<br>4<br>4  | NA<br>B6, B6-ME, B6-ZE<br>VB  | B1600<br>323, Miata<br>618, B1800  | 78.00<br>3.071   | 1.50<br>1.50<br>4.00   | 032 BF PC GI<br>126 RVT PC GI<br>058 FV CR<br>732 FV CR<br><br>362 BF 3CR GI<br>126 RVT PC GI<br>058 FV CR<br>732 FV CR<br><br>327 BF PM GI<br>126 RVT PC GI<br>058 FV CR<br>732 FV CR | 4265<br>4265010<br>4265020<br>4265030<br>4265040<br>4265060<br><br>2C4265<br>2C4265010<br>2C4265020<br>2C4265030<br>2C4265040<br>2C4265060<br><br>2M4265<br>2M4265010<br>2M4265020<br>2M4265030<br>2M4265040<br>2M4265060 | 4<br>4<br>4  | STD<br>0.25<br>0.50<br>0.75<br>1.00<br>1.50<br><br>STD<br>0.25<br>0.50<br>0.75<br>1.00<br>1.50<br><br>STD<br>0.25<br>0.50<br>0.75<br>1.00<br>1.50 |
|                               | 1587  |  | 1.6 L  | 4  |   | 626<br><b>EXPORT ONLY</b>  | 81.00<br>3.189   | 1.50<br>1.50<br>4.00   | 032 BF PC GI<br>126 RVT PC GI<br>056 FV CR<br>732 FV CR<br><br>363 BF CR GI<br>126 RVT PC GI<br>056 FV CR<br>732 FV CR   | 4665<br>4665020<br>4665030<br>4665040<br>4665060<br><br>2C4665<br>2C4665020<br>2C4665030  | 4<br>4   | STD<br>0.50<br>0.75<br>1.00<br>1.50<br><br>STD<br>0.50<br>0.75  |
| 1983-93                       | 1597  |  | 1.6 L  | 4  | F6  | 323, B1600<br><b>Shallow Oil Grv.</b>  | 81.00<br>3.189   | 1.50<br>1.50<br>4.00   | 363 BF CR GI<br>126 RVT PC GI<br>058 FV CR<br>732 FV CR  | 2C4867<br>2C4867020<br>2C4867040  | 4  | STD<br>0.50<br>1.00   |
| 1999-On                       | 1597  |  | 1.6 L  | 4  | ZL<br>DOHC  | 16 Valve, Protege  | 78.00<br>3.071   | 1.20<br>1.50<br>3.00   | 398 BF CR S<br>126 RVT PC GI<br>054 FV CR<br>732 FV CR   | 2C5115<br>2C5115010<br>2C5115020<br>2C5115030<br>2C5115040  | 4  | STD<br>0.25<br>0.50<br>0.75<br>1.00   |
| 1990-94                       | 1597  |  | 1.6 L  | 4  | B6Y2  | MX-3   | 78.00<br>3.071   | 1.50<br>1.50<br>3.00   | 032 BF PC GI<br>126 RVT PC GI<br>054 FV CR<br>732 FV CR<br><br>362 BF 3CR GI<br>126 RVT PC GI<br>054 FV CR<br>732 FV CR  | 4737<br>4737010<br>4737020<br>4737030<br>4737040<br><br>2C4737<br>2C4737010<br>2C4737020<br>2C4737030<br>2C4737040<br>2C4737060   | 4<br>4   | STD<br>0.25<br>0.50<br>0.75<br>1.00<br><br>STD<br>0.25<br>0.50<br>0.75<br>1.00<br>1.50  |
| 1996-03                       | 1753  |  | 1.8 L  | 4  | RTJ, RTK<br>SOHC  | Mazda 121 III<br><b>Diesel Eng</b>   | 82.50<br>3.248   | 2.00<br>2.00<br>3.00   | 217 BF CR DI<br>218 TF PC DI<br>204 CF CR DI<br>881 2PCO   | 2C7538  | 1  | STD   |
| 1973-84<br>1977-85            | 1769<br>1970  |  | 1.8 L<br>2.0 L   | 4<br>4   | VC<br>MA  | B1800, Cosmo, Luce<br>B2000, Cosmo, Luce   | 80.00<br>3.150   | 2.00<br>2.00<br>4.00   | 032 BF PC GI<br>401 SCRPP PC GI<br>056 FV CR<br>732 FV CR<br><br>362 BF 3CR GI<br>401 SCRPP PC GI<br>056 FV CR<br>732 FV CR  | 6761<br>6761020<br>6761030<br>6761040<br>6761060<br><br>2C6761<br>2C6761020<br>2C6761030<br>2C6761040   | 4<br>4   | STD<br>0.50<br>0.75<br>1.00<br>1.50<br><br>STD<br>0.50<br>0.75<br>1.00  |
| 1968-79                       | 1796  |  | 1.8 L  | 4  | VB<br><b>OHC-4</b>  | Luce, B1800  | 78.00<br>3.071   | 1.20<br>1.50<br>4.00   | 398 BF CR S<br>126 RVT PC GI<br>058 FV CR<br>732 FV CR   | 2C4237<br>2C4237010<br>2C4237020<br>2C4237030<br>2C4237040<br>2C4237060   | 4  | STD<br>0.25<br>0.50<br>0.75<br>1.00<br>1.50   |

| YEAR  | CC  | CID   | LITER   | CYL   | ENGINE  | MODEL   | BORE  | GRV   | RING TYPE   | HAST SET   | CYL SET   | SIZE  |
|---|---|---|---|---|---|---|---|---|---|--|---|---|
|  |  |  |  |  |  |  |  |  |    |   |  |    |
| <b>MAZDA</b>  |   |   |   |   |   |   |   |   |   |  |   |   |
| 1993-03   | 1839  |   | 1.8 L   | 4   | FP  | 323 Astina, 626, Capella, Protege   | 83.00<br>3.268  | 1.20<br>1.50<br>3.00  | 398 BF CR S<br>126 RVT PC GI<br>997 FV CR<br>732 FV CR  | 2C4771<br>2C4771010<br>2C4771020<br>2C4771030<br>2C4771040   | 4   | STD<br>0.25<br>0.50<br>0.75<br>1.00   |
| 1993-06   | 1991  |   | 2.0 L   |   | FS<br><b>DOHC</b>   | 626, MX-6, Protégé  |   |   |   |  |   |   |
| 1990-05   | 1839  |   | 1.8 L   | 4   | BP, BP01, BP05-VE<br>Vin. 6, P<br><b>DOHC, SOHC</b>                               | 323, Protégé<br><b>Incl. Turbo</b>  | 83.00<br>3.268  | 1.50<br>1.50<br>3.00  | 032 BF PC GI<br>126 RVT PC GI<br>054 FV CR<br>732 FV CR<br><br>376 BF CR DI<br>126 RVT PC GI<br>054 FV CR<br>732 FV CR<br><br>326 TBF GN SS<br>435 SCRPP PC GI<br>987 FV GN SS<br>714 GN SS | 4651<br>4651010<br>4651020<br>4651040<br><br>2C4651<br>2C4651010<br>2C4651020<br>2C4651030<br>2C4651040<br>2C4651060<br><br>2N4651   | 4<br><br><br><br><br>4<br><br>4   | STD<br>0.25<br>0.50<br>1.00<br><br>STD<br>0.25<br>0.50<br>0.75<br>1.00<br>1.50<br><br>STD   |
|   | 1839  |   | 1.8 L   | 4   |   | 323 Race  | 83.00<br>3.268  | 1.50<br>1.50<br>3.00  | 032 BF PC GI<br>126 RVT PC GI<br>054 FV CR<br>732 FV CR<br><br>376 BF CR DI<br>126 RVT PC GI<br>054 FV CR<br>732 FV CR  | 5573<br>5573020<br><br>2C5573<br>2C5573010<br>2C5573020<br>2C5573030<br>2C5573040<br>2C5573060   | 4<br><br><br>4  | STD<br>0.50<br><br>STD<br>0.25<br>0.50<br>0.75<br>1.00<br>1.50  |
| 1992-97   | 1845  |   | 1.8 L   | 6   | K8  | MX-3  | 75.00<br>2.953  | 1.50<br>1.50<br>3.00  | 032 BF PC GI<br>126 RVT PC GI<br>996 FV CR<br>732 FV CR<br><br>363 BF CR GI<br>126 RVT PC GI<br>996 FV CR<br>732 FV CR  | 4772<br>4772010<br>4772020<br>4772030<br>4772040<br><br>2C4772<br>2C4772020<br>2C4772030<br>2C4772040  | 6<br><br><br><br>6  | STD<br>0.25<br>0.50<br>0.75<br>1.00<br><br>STD<br>0.50<br>0.75<br>1.00  |
| 1987-92<br>1984-06<br>1988-93   | 1789<br>1998<br>2184  |   | 1.8 L<br>2.0 L<br>2.2 L   | 4   | F8<br>FE<br>F2, F2L1  | 626<br>626, 929, B-Serie, E2000<br>626  | 86.00<br>3.386  | 1.50<br>1.50<br>4.00  | 032 BF PC GI<br>435 SCRPP PC GI<br>058 FV CR<br>732 FV CR<br><br>362 BF 3CR GI<br>435 SCRPP PC GI<br>058 FV CR<br>732 FV CR<br><br>335 T PM DI<br>435 SCRPP PC GI<br>058 FV CR<br>732 FV CR | 5664<br>5664020<br>5664030<br>5664040<br>5664060<br><br>2C5664<br>2C5664010<br>2C5664020<br>2C5664030<br>2C5664040<br>2C5664060<br><br>2M5664<br>2M5664010<br>2M5664020<br>2M5664030<br>2M5664040<br>2M5664060 | 4<br><br><br><br><br>4<br><br>4   | STD<br>0.50<br>0.75<br>1.00<br>1.50<br><br>STD<br>0.25<br>0.50<br>0.75<br>1.00<br>1.50<br><br>STD<br>0.25<br>0.50<br>0.75<br>1.00<br>1.50 |
| 1979-82   | 1970  |   | 2.0 L   | 4   |   | 626<br>8V L4  | 80.00<br>3.150  | 1.20<br>1.50<br>4.00  | 398 BF CR S<br>126 RVT PC GI<br>056 FV CR<br>732 FV CR  | 2C6141<br>2C6141010<br>2C6141020<br>2C6141030<br>2C6141040<br>2C6141060  | 4   | STD<br>0.25<br>0.50<br>0.75<br>1.00<br>1.50   |

| YEAR               | CC           | CID | LITER          | CYL    | ENGINE                                      | MODEL  | BORE           | GRV                  | RING TYPE  | HAST SET  | CYL SET | SIZE   |
|--------------------|--------------|-----|----------------|--------|---|--|----------------|----------------------|--|---|---------|--|
|                    |              |     |                |        |   |  |                |                      |  |   |         |  |
|                    | CC           | CID | LITER          |        |   |  |                |                      |  | Set #   |         |  |
| <b>MAZDA</b>       |              |     |                |        |   |  |                |                      |  |   |         |  |
| 1982-84            | 1970         |     | 2.0 L          | 4      |   | 626<br>8V L4   | 80.00<br>3.150 | 1.50<br>2.00<br>4.00 | 032 BF PC GI<br>126 RVT PC GI<br>058 FV CR<br>732 FV CR<br><br>362 BF 3CR GI<br>126 RVT PC GI<br>058 FV CR<br>732 FV CR                | 6155<br>6155010<br>6155020<br>6155030<br>6155040<br><br>2C6155<br>2C6155010<br>2C6155020<br>2C6155030<br>2C6155040<br>2C6155060 | 4       | STD<br>0.25<br>0.50<br>0.75<br>1.00<br><br>STD<br>0.25<br>0.50<br>0.75<br>1.00<br>1.50 |
|                    | 1985         |     | 2.0 L          | 4      | VA  | Forklift   | 82.00<br>3.228 | 2.00<br>2.00<br>4.50 | 032 BF PC GI<br>126 RVT PC GI<br>870 FV CR<br>732 FV CR  | 4630  | 4       | STD  |
| 1993-03            | 1991         |     | 2.0 L          | 4      | FS , FP<br>DOHC                             | MX6, 626   | 83.00<br>3.268 | 1.20<br>1.50<br>3.00 | 398 BF CR S<br>126 RVT PC GI<br>054 FV CR<br>732 FV CR   | 2C4749<br>2C4749010<br>2C4749020<br>2C4749030<br>2C4749040  | 4       | STD<br>0.25<br>0.50<br>0.75<br>1.00  |
| 1991-03            | 1995         |     | 2.0 L          | 6      | KF<br>DOHC                                  | Mx-6, 323f Zxi, 626 LX                                 | 78.00<br>3.071 | 1.50<br>1.50<br>3.00 | 032 BF PC GI<br>126 RVT PC GI<br>996 FV CR<br>732 FV CR<br><br>363 BF CR GI<br>126 RVT PC GI<br>996 FV CR<br>732 FV CR                 | 5289<br>5289020<br>5289040<br><br>2C5289<br>2C5289020<br>2C5289040  | 6       | STD<br>0.50<br>1.00<br><br>STD<br>0.50<br>1.00   |
| 2004-15<br>2002-10 | 1998<br>2260 |     | 2.0 L<br>2.3 L | 4<br>4 | LF-DE, L3-VE<br>L3-VE, L3-NS, L3-DE<br>DOHC | Mazda 3, 6, MX5<br>Mazda 3/6                           | 87.50<br>3.445 | 1.20<br>1.20<br>2.50 | 398 BF CR S<br>126 RVT PC GI<br>995 FV CR<br>732 FV CR<br><br>326 TBF GN SS<br>126 RVT PC GI<br>987 FV GN SS<br>714 GN SS<br>714 GN SS | 2C5158<br>2C5158010<br>2C5158020<br>2C5158030<br>2C5158040<br><br>2N5158<br>2N515850  | 4       | STD<br>0.25<br>0.50<br>0.75<br>1.00<br><br>STD<br>0.50                                 |
| 1992-97<br>1984-99 | 1998<br>2184 |     | 2.0 L<br>2.2 L | 4      | RF55<br>R2                                  | 626<br>B Serie, E Serie, Spectron<br><b>Diesel Eng</b> | 86.00<br>3.386 | 2.00<br>2.00<br>4.00 | 336 T PM DI<br>435 SCRPP PC GI<br>553 CF CR GI<br>881 2PCO   | 2D4210  | 4       | STD  |
| 1983-97            | 1998         |     | 2.0 L          | 4      | RF, RF46<br>RF83                            | 626,Spectron<br><b>Diesel Eng</b>                      | 86.00<br>3.386 | 2.00<br>2.00<br>3.00 | 335 T PM DI<br>435 SCRPP PC GI<br>553 CF CR GI<br>881 2PCO   | 2D4989<br>2D498950  | 4       | STD<br>0.50  |
| 1995-02            | 2255         |     | 2.3 L          | 6      | KJ  | Millenia   | 80.30<br>3.161 | 1.50<br>1.50<br>3.00 | 032 BF PC GI<br>401 SCRPP PC GI<br>054 FV CR<br>005 FV CR<br><br>363 BF CR GI<br>401 SCRPP PC GI<br>054 FV CR<br>005 FV CR             | 4918<br>4918020<br>4918030<br>4918040<br><br>2C4918<br>2C4918020<br>2C4918030<br>2C4918040                                      | 6       | STD<br>0.50<br>0.75<br>1.00<br><br>STD<br>0.50<br>0.75<br>1.00                         |
| 2006-12            | 2261         |     | 2.3 L          | 4      | L3-VDT<br>DOHC                              | Mazda 3, 6, CX7 MZR<br>16V Duatac 23 w/Turbo           | 87.50<br>3.445 | 1.50<br>1.50<br>2.00 | 397 BF PM S<br>126 RVT PC GI<br>993 FV CR<br>005 FV CR   | 2M5168<br>2M5168020<br>2M5168030<br>2M5168040   | 4       | STD<br>0.50<br>0.75<br>1.00  |



| YEAR         | CC   | CID | LITER | CYL | ENGINE   | MODEL                               | BORE           | GRV                  | RING TYPE  | HAST SET   | CYL SET | SIZE  |
|--------------|------|-----|-------|-----|----------|-------------------------------------|----------------|----------------------|--|--|---------|---|
|              |      |     |       |     |          |                                     |                |                      |  |  |         |   |
|              | CC   | CID | LITER |     |          |                                     |                |                      |  | Set #  |         |   |
| <b>MAZDA</b> |      |     |       |     |          |                                     |                |                      |  |  |         |   |
| 1994-97      | 2300 |     | 2.3 L | 4   |          | B2300 Pickup                        | 96.00<br>3.779 | 1.50<br>1.50<br>4.00 | 032 BF PC GI<br>126 RVT PC GI<br>870 FV CR<br>732 FV CR<br><br>362 BF 3CR GI<br>126 RVT PC GI<br>870 FV CR<br>732 FV CR<br><br>327 BF PM GI<br>126 RVT PC GI<br>870 FV CR<br>732 FV CR | 5761<br>5761020<br>5761030<br>5761040<br>5761060<br><br>2C5761<br>2C5761020<br>2C5761030<br>2C5761040<br>2C5761060<br><br>2M5761<br>2M5761020<br>2M5761030<br>2M5761040<br>2M5761060 | 4       | STD<br>0.50<br>0.75<br>1.00<br>1.50<br><br>STD<br>0.50<br>0.75<br>1.00<br>1.50<br><br>STD<br>0.50<br>0.75<br>1.00<br>1.50 |
| 1999-02      | 2495 |     | 2.5 L | 6   | GY-DE    | MPV II                              | 81.60<br>3.212 | 1.20<br>1.50<br>3.00 | 398 BF CR S<br>126 RVT PC GI<br>054 FV CR<br>732 FV CR   | 2C5160<br>2C5160020<br>2C5160030<br>2C5160040  | 6       | STD<br>0.50<br>0.75<br>1.00   |
| 2006-15      | 2499 |     | 2.5 L | 4   | WL, WLAA | B Serie, BT-50<br><b>Diesel Eng</b> | 93.00<br>3.661 | 2.00<br>1.50<br>2.00 | 326 TBF GN SS<br>236 TF CR DI<br>203 CF GN SS<br>881 2PCO  | 2D7277   | 4       | STD   |
| 1993-02      | 2497 |     | 2.5 L | 6   | KL       | 626, MX-6, Millenia                 | 84.50<br>3.327 | 1.50<br>1.50<br>3.00 | 032 BF PC GI<br>126 RVT PC GI<br>054 FV CR<br>732 FV CR<br><br>362 BF 3CR GI<br>126 RVT PC GI<br>054 FV CR<br>732 FV CR  | 4750<br>4750020<br>4750030<br>4750040<br><br>2C4750<br>2C4750020<br>2C4750030<br>2C4750040   | 6       | STD<br>0.50<br>0.75<br>1.00<br><br>STD<br>0.50<br>0.75<br>1.00  |
| 1998-01      | 2507 |     | 2.5 L | 4   |          | B2500 SOHC                          | 96.00<br>3.779 | 1.50<br>1.50<br>3.00 | 032 BF PC GI<br>126 RVT PC GI<br>054 FV CR<br>732 FV CR<br><br>362 BF 3CR GI<br>126 RVT PC GI<br>054 FV CR<br>732 FV CR  | 4912<br>4912020<br>4912030<br>4912040<br>4912060<br><br>2C4912<br>2C4912020<br>2C4912030<br>2C4912040<br>2C4912060   | 4       | STD<br>0.50<br>0.75<br>1.00<br>1.50<br><br>STD<br>0.50<br>0.75<br>1.00<br>1.50  |
| 1987-88      | 2555 |     | 2.6 L | 4   | M1 CARB  | B2600 Pickup                        | 91.10<br>3.587 | 1.50<br>1.50<br>4.00 | 032 BF PC GI<br>126 RVT PC GI<br>056 FV CR<br>732 FV CR<br><br>363 BF CR GI<br>126 RVT PC GI<br>056 FV CR<br>732 FV CR   | 5667<br>5667010<br>5667020<br>5667030<br>5667040<br>5667060<br><br>2C5667<br>2C5667010<br>2C5667020<br>2C5667030<br>2C5667040<br>2C5667060   | 4       | STD<br>0.25<br>0.50<br>0.75<br>1.00<br>1.50<br><br>STD<br>0.25<br>0.50<br>0.75<br>1.00<br>1.50                            |













| YEAR         | CC   | CID | LITER | CYL | ENGINE                      | MODEL                              | BORE            | GRV                  | RING TYPE  | HAST SET   | CYL SET | SIZE  |
|--------------|------|-----|-------|-----|-----------------------------|------------------------------------|-----------------|----------------------|--|--|---------|---|
|              |      |     |       |     |                             |                                    |                 |                      |  |  |         |   |
|              | CC   | CID | LITER |     |                             |                                    |                 |                      |  | Set #  |         |   |
| <b>MAZDA</b> |      |     |       |     |                             |                                    |                 |                      |  |  |         |   |
| 1989-94      | 2605 |     | 2.6 L | 4   | G6                          | B2600i, MPV Truck                  | 92.00<br>3.622  | 1.50<br>1.50<br>4.00 | 032 BF PC GI<br>401 SCRIP PC GI<br>870 FV CR<br>732 FV CR<br><br>363 BF CR GI<br>401 SCRIP PC GI<br>870 FV CR<br>732 FV CR<br><br>335 T PM DI<br>401 SCRIP PC GI<br>870 FV CR<br>732 FV CR | 4216<br>4216010<br>4216020<br>4216030<br>4216040<br>4216060<br><br>2C4216<br>2C4216010<br>2C4216020<br>2C4216030<br>2C4216040<br><br>2M4216<br>2M4216010<br>2M4216020<br>2M4216030<br>2M4216040<br>2M4216060 | 4       | STD<br>0.25<br>0.50<br>0.75<br>1.00<br>1.50<br><br>STD<br>0.25<br>0.50<br>0.75<br>1.00<br><br>STD<br>0.25<br>0.50<br>0.75<br>1.00<br>1.50 |
| 1988-97      | 2954 |     | 3.0 L | 6   | JE                          | 929, MPV                           | 90.00<br>3.543  | 1.50<br>1.50<br>4.00 | 363 BF CR GI<br>126 RVT PC GI<br>056 FV CR<br>732 FV CR<br><br>335 T PM DI<br>126 RVT PC GI<br>056 FV CR<br>732 FV CR  | 2C4679<br>2C4679020<br>2C4679030<br>2C4679040<br><br>2M4679<br>2M4679020<br>2M4679030  | 6       | STD<br>0.50<br>0.75<br>1.00<br><br>STD<br>0.50<br>0.75  |
| 2001-08      | 2967 |     | 3.0 L | 6   | AJ-DE<br>DOHC               | Mazda 6, MPV                       | 89.00<br>3.504  | 1.20<br>1.50<br>2.50 | 398 BF CR S<br>126 RVT PC GI<br>872 FV CR<br>005 FV CR   | 2C5077<br>2C5077010<br>2C5077020<br>2C5077030<br>2C5077040   | 6       | STD<br>0.25<br>0.50<br>0.75<br>1.00   |
| 1994-07      | 2986 | 182 | 3.0 L | 6   | VULCAN<br>Vin. U, V<br>DOHC | B3000 Pickup                       | 89.00<br>3.504  | 1.50<br>1.50<br>4.00 | 032 BF PC GI<br>126 RVT PC GI<br>052 FV CR<br>005 FV CR<br><br>363 BF CR GI<br>126 RVT PC GI<br>052 FV CR<br>005 FV CR<br><br>327 BF PM GI<br>126 RVT PC GI<br>052 FV CR<br>005 FV CR      | 5762<br>5762010<br>5762020<br>5762030<br>5762040<br>5762060<br><br>2C5762<br>2C5762010<br>2C5762020<br>2C5762030<br>2C5762040<br><br>2M5762<br>2M5762010<br>2M5762020<br>2M5762030<br>2M5762040              | 6       | STD<br>0.25<br>0.50<br>0.75<br>1.00<br>1.50<br><br>STD<br>0.25<br>0.50<br>0.75<br>1.00<br><br>STD<br>0.25<br>0.50<br>0.75<br>1.00         |
|              | 2977 |     | 3.0 L | 4   | HA                          | Titan E3000 WE, WOF1<br>Diesel Eng | 95.00<br>3.740  | 2.38<br>2.38<br>4.75 | 363 BF CR GI<br>126 RVT PC GI<br>553 CF CR GI<br>881 2PCO  | 2D4379<br>2D437925<br>2D437950   | 4       | STD<br>0.25<br>0.50   |
| 1991-07      | 4016 |     | 4.0 L | 6   | XS                          | Navajo, B4000 SOHC                 | 100.40<br>3.953 | 1.60<br>1.75<br>3.50 | 032 BF PC GI<br>126 RVT PC GI<br>874 FV CR<br>732 FV CR<br><br>335 T PM DI<br>126 RVT PC GI<br>874 FV CR<br>732 FV CR  | 4627<br>4627020<br>4627030<br>4627040<br>4627060<br><br>2M4627<br>2M4627010<br>2M4627020<br>2M4627030<br>2M4627040<br>2M4627060  | 6       | STD<br>0.50<br>0.75<br>1.00<br>1.50<br><br>STD<br>0.25<br>0.50<br>0.75<br>1.00<br>1.50  |
|              | 4052 |     | 4.1 L | 6   | ZB                          | Forklift,                          | 92.08<br>3.625  | 2.38<br>2.38<br>4.75 | 032 BF PC GI<br>126 RVT PC GI<br>860 FV CR<br>732 FV CR  | 563<br>563020<br>563030  | 6       | STD<br>0.50<br>0.75   |

| YEAR                                     | CC                           | CID   | LITER                            | CYL              | ENGINE                       | MODEL  | BORE           | GRV                  | RING TYPE   | HAST SET  | CYL SET | SIZE   |
|--|------------------------------|-------|----------------------------------|------------------|------------------------------|--|----------------|----------------------|---|---|---------|--|
|  |                              |       |                                  |                  |                              |  |                |                      |   |   |         |  |
| CC                                       | CID                          | LITER | CYL                              | ENGINE           | MODEL                        | BORE   | GRV            | RING TYPE            | HAST SET  | CYL SET   | SIZE    |  |
| <b>MITSUBISHI</b>                        |                              |       |                                  |                  |                              |  |                |                      |   |   |         |  |
|  |                              |       |                                  | 4                | 4G36-EC                      | Colt, Mirage   | 71.80<br>2.827 | 1.50<br>1.50<br>4.00 | 032 BF PC GI<br>126 RVT PC GI<br>058 FV CR<br>732 FV CR<br><br>362 BF 3CR GI<br>126 RVT PC GI<br>058 FV CR<br>732 FV CR     | 4694<br>4694020<br>4694040<br><br>2C4694<br>2C4694020<br>2C4694040  | 4       | STD<br>0.50<br>1.00<br><br>STD<br>0.50<br>1.00   |
| 1984                                     | 783                          |       | 0.8 L                            | 2                | 2G25<br>SOHC                 | Mitsubishi Towny<br>Mitsubishi Minicab 800           | 78.00<br>3.071 | 1.50<br>1.50<br>2.50 | 362 BF 3CR GI<br>126 RVT PC GI<br>533 FV CR<br>732 FV CR  | 2C4619<br>2C4619020<br>2C4619030<br>2C4619040   | 2       | STD<br>0.50<br>0.75<br>1.00  |
| 1963-67                                  | 997                          |       | 1.0 L                            | 4                |                              | 1100   | 72.00<br>2.835 | 2.00<br>2.00<br>4.00 | 102 T PC GI<br>401 SCRPP PC GI<br>056 FV CR<br>732 FV CR<br><br>362 BF 3CR GI<br>401 SCRPP PC GI<br>056 FV CR<br>732 FV CR  | 6752<br><br>2C6752  | 4       | STD<br><br>STD   |
| 1967-73<br>1969-73<br>1969-70<br>1971-75 | 1088<br>1189<br>1289<br>1439 |       | 1.1 L<br>1.2 L<br>1.3 L<br>1.4 L | 4<br>4<br>4<br>4 | KE44<br>KE46<br>4G30<br>4G33 | Colt 1100<br>Colt 1200<br>Galant 1300<br>Galant 1400 | 73.00<br>2.874 | 2.00<br>2.00<br>4.00 | 032 BF PC GI<br>401 SCRPP PC GI<br>058 FV CR<br>732 FV CR<br><br>362 BF 3CR GI<br>401 SCRPP PC GI<br>058 FV CR<br>732 FV CR | 6714<br>6714020<br>6714030<br>6714040<br>6714060<br><br>2C6714<br>2C6714020<br>2C6714030<br>2C6714040<br>2C6714060              | 4       | STD<br>0.50<br>0.75<br>1.00<br>1.50<br><br>STD<br>0.50<br>0.75<br>1.00<br>1.50         |
| 2007-On                                  | 1240                         |       | 1.2 L                            | 4                | CR12DE                       | Lancer   | 71.50<br>2.815 | 1.20<br>1.20<br>2.00 | 398 BF CR S<br>126 RVT PC GI<br>990 FV CR<br>732 FV CR  | 2C4089<br>2C408950  | 4       | STD<br>0.50  |
| 1983-86                                  | 1187                         |       | 1.2 L                            | 4                | 4G42                         | Lancer   | 71.00<br>2.795 | 2.00<br>2.00<br>4.00 | 032 BF PC GI<br>401 SCRPP PC GI<br>056 FV CR<br>732 FV CR<br><br>362 BF 3CR GI<br>401 SCRPP PC GI<br>056 FV CR<br>732 FV CR | 4342<br><br>2C4342<br>2C4342020<br>2C4342040  | 4       | STD<br><br>STD<br>0.50<br>1.00   |
| 1975-78<br>1973-78                       | 1238<br>1439                 |       | 1.2 L<br>1.4 L                   | 4<br>4           | 4G36<br>4G33                 | Celeste, Colt, Lancer<br>Celeste, Galant, Lancer     | 73.00<br>2.874 | 1.50<br>1.50<br>4.00 | 032 BF PC GI<br>126 RVT PC GI<br>058 FV CR<br>732 FV CR<br><br>362 BF 3CR GI<br>126 RVT PC GI<br>058 FV CR<br>732 FV CR     | 4347<br>4347020<br>4347030<br>4347040<br>4347060<br><br>2C4347<br>2C4347010<br>2C4347020<br>2C4347030<br>2C4347040<br>2C4347060 | 4       | STD<br>0.50<br>0.75<br>1.00<br>1.50<br><br>STD<br>0.25<br>0.50<br>0.75<br>1.00<br>1.50 |
| 1978-85                                  | 1244                         |       | 1.2 L                            | 4                | 4G11                         | Colt/Mirage<br>Lancer                                | 69.50<br>2.736 | 1.50<br>1.50<br>4.00 | 032 BF PC GI<br>126 RVT PC GI<br>055 FV CR<br>732 FV CR<br><br>362 BF 3CR GI<br>126 RVT PC GI<br>055 FV CR<br>732 FV CR     | 4673<br><br>2C4673<br>2C4673010<br>2C4673020<br>2C4673030<br>2C4673040  | 4       | STD<br><br>STD<br>0.25<br>0.50<br>0.75<br>1.00   |

| YEAR              | CC   | CID | LITER | CYL | ENGINE       | MODEL                                  | BORE           | GRV                  | RING TYPE  | HAST SET   | CYL SET | SIZE  |
|-------------------|------|-----|-------|-----|--------------|--|----------------|----------------------|--|--|---------|---|
|                   |      |     |       |     |              |  |                |                      |  |  |         |   |
|                   | CC   | CID | LTR   |     |              |  |                |                      |  | Set #  |         |   |
| <b>MITSUBISHI</b> |      |     |       |     |              |  |                |                      |  |  |         |   |
| 1985-91           | 1298 |     | 1.3 L | 4   | 4G13<br>SOHC | Colt / Mirage / Lancer                 | 71.00<br>2.795 | 1.50<br>1.50<br>4.00 | 032 BF PC GI<br>126 RVT PC GI<br>058 FV CR<br>732 FV CR<br><br>362 BF 3CR GI<br>126 RVT PC GI<br>058 FV CR<br>732 FV CR  | 4618<br>4618010<br>4618020<br>4618030<br>4618040<br><br>2C4618<br>2C4618010<br>2C4618020<br>2C4618030<br>2C4618040   | 4       | STD<br>0.25<br>0.50<br>0.75<br>1.00<br><br>STD<br>0.25<br>0.50<br>0.75<br>1.00  |
| 1971-79           | 1378 |     | 1.4 L | 4   | 4G41         | Galant Coupe FTO,<br>Delica Truck T120 | 76.50<br>3.012 | 2.00<br>2.00<br>4.00 | 032 BF PC GI<br>401 SCR PC GI<br>056 FV CR<br>732 FV CR<br><br>362 BF 3CR GI<br>401 SCR PC GI<br>056 FV CR<br>732 FV CR  | 4492<br>4492020<br>4492030<br><br>2C4492<br>2C4492020<br>2C4492040   | 4       | STD<br>0.50<br>0.75<br><br>STD<br>0.50<br>1.00  |
| 1979-On           | 1410 |     | 1.4 L | 4   | 4G12         | Colt, Lancer, Tredia                   | 74.00<br>2.913 | 1.50<br>1.50<br>4.00 | 032 BF PC GI<br>126 RVT PC GI<br>058 FV CR<br>732 FV CR<br><br>362 BF 3CR GI<br>126 RVT PC GI<br>058 FV CR<br>732 FV CR<br><br>327 BF PM GI<br>126 RVT PC GI<br>058 FV CR<br>732 FV CR | 4396<br>4396010<br>4396020<br>4396030<br>4396040<br>4396060<br><br>2C4396<br>2C4396010<br>2C4396020<br>2C4396030<br>2C4396040<br>2C4396060<br><br>2M4396<br>2M4396020<br>2M4396030<br>2M4396040<br>2M4396060 | 4       | STD<br>0.25<br>0.50<br>0.75<br>1.00<br>1.50<br><br>STD<br>0.25<br>0.50<br>0.75<br>1.00<br>1.50<br><br>STD<br>0.50<br>0.75<br>1.00<br>1.50         |
| 1997-02           | 1468 |     | 1.5 L | 4   | 4G15, 4G93   | Colt, Lancer, Mirage                   | 75.50<br>2.972 | 1.20<br>1.50<br>2.80 | 398 BF CR S<br>126 RVT PC GI<br><br>732 FV CR  | 2C4884<br>2C4884020<br>2C4884030<br>2C4884040  | 4       | STD<br>0.50<br>0.75<br>1.00   |
| 1991-96           | 1468 |     | 1.5 L | 4   | 4G15, G15B   | Colt, Lancer, Mirage                   | 75.50<br>2.972 | 1.20<br>1.50<br>3.00 | 398 BF CR S<br>126 RVT PC GI<br>054 FV CR<br>732 FV CR   | 2C4668<br>2C4668010<br>2C4668020<br>2C4668030<br>2C4668040<br>2C4668060  | 4       | STD<br>0.25<br>0.50<br>0.75<br>1.00<br>1.50   |
| 1983-91           | 1468 |     | 1.5 L | 4   | 4G15, G15B   | Colt, Lancer, Mirage                   | 75.50<br>2.972 | 1.50<br>1.50<br>4.00 | 032 BF PC GI<br>126 RVT PC GI<br>058 FV CR<br>732 FV CR<br><br>363 BF CR GI<br>126 RVT PC GI<br>058 FV CR<br>732 FV CR<br><br>327 BF PM GI<br>126 RVT PC GI<br>058 FV CR<br>732 FV CR  | 5716<br>5716010<br>5716020<br>5716030<br>5716040<br>5716060<br><br>2C5716<br>2C5716010<br>2C5716020<br>2C5716030<br>2C5716040<br>2C5716060<br><br>2M5716<br>2M5716010<br>2M5716020<br>2M5716030<br>2M5716040 | 4       | STD<br>0.25<br>0.50<br>0.75<br>1.00<br>1.50<br><br>STD<br>0.25<br>0.50<br>0.75<br>1.00<br>1.50<br><br>STD<br>0.25<br>0.50<br>0.75<br>1.00<br>1.50 |

| YEAR               | CC           | CID | LITER          | CYL | ENGINE                    | MODEL   | BORE           | GRV                  | RING TYPE  | HAST SET   | CYL SET | SIZE   |
|--------------------|--------------|-----|----------------|-----|---------------------------|---|----------------|----------------------|--|--|---------|--|
|                    |              |     |                |     |                           |   |                |                      |  |  |         |  |
|                    | CC           | CID | LTR            |     |                           |   |                |                      |  | Set #  |         |  |
| <b>MITSUBISHI</b>  |              |     |                |     |                           |   |                |                      |  |  |         |  |
| 1965-70<br>1983-88 | 1498<br>1997 |     | 1.5 L<br>2.0 L | 4   | KE45<br>G63B              | Colt<br>Colt, Pickup, Tredia                  | 85.00<br>3.346 | 2.00<br>2.00<br>4.00 | 032 BF PC GI<br>126 RVT PC GI<br>058 FV CR<br>732 FV CR<br><br>362 BF 3CR GI<br>126 RVT PC GI<br>058 FV CR<br>732 FV CR    | 6171<br>6171020<br>6171030<br>6171040<br>6171060<br><br>2C6171<br>2C6171020<br>2C6171030<br>2C6171040<br>2C6171060 | 4       | STD<br>0.50<br>0.75<br>1.00<br>1.50<br><br>STD<br>0.50<br>0.75<br>1.00<br>1.50         |
| 1985-89            | 1597         |     | 1.6 L          | 4   | G32B                      | Mirage<br>Incl. Turbo                         | 76.90<br>3.027 | 1.50<br>1.50<br>4.00 | 032 BF PC GI<br>126 RVT PC GI<br>058 FV CR<br>732 FV CR<br><br>362 BF 3CR GI<br>126 RVT PC GI<br>058 FV CR<br>732 FV CR    | 4353<br>4353020<br>4353030<br>4353040<br><br>2C4353<br>2C4353010<br>2C4353020<br>2C4353030<br>2C4353040            | 4       | STD<br>0.50<br>0.75<br>1.00<br><br>STD<br>0.25<br>0.50<br>0.75<br>1.00                 |
| 1977-96            | 1597         |     | 1.6 L          | 4   | 4G32, 4G32B               | Colt, Lancer, L200, L300                      | 76.90<br>3.027 | 2.00<br>2.00<br>4.00 | 032 BF PC GI<br>126 RVT PC GI<br>056 FV CR<br>732 FV CR<br><br>362 BF 3CR GI<br>126 RVT PC GI<br>056 FV CR<br>732 FV CR    | 675<br>675010<br>675020<br>675030<br>675040<br>675060<br><br>2C675<br>2C675010<br>2C675020<br>2C675030<br>2C675040 | 4       | STD<br>0.25<br>0.50<br>0.75<br>1.00<br>1.50<br><br>STD<br>0.25<br>0.50<br>0.75<br>1.00 |
| 1989-93            | 1595         |     | 1.6 L          | 4   | 4G31, 4G61<br><b>DOHC</b> | Colt, Galant, Mirage<br><b>incl. Turbo</b>    | 82.30<br>3.240 | 1.20<br>1.50<br>3.00 | 398 BF CR S<br>126 RVT PC GI<br>997 FV CR<br>732 FV CR   | 2C4669<br>2C4669020<br>2C4669030<br>2C4669040  | 4       | STD<br>0.50<br>0.75<br>1.00  |
| 1999-07            | 1584         |     | 1.6 L          | 4   | 4G18<br>SOHC              | Lancer, Pajero, Space Star                    | 76.00<br>2.992 | 1.20<br>1.20<br>2.50 | 398 BF CR S<br>126 RVT PC GI<br>995 FV CR<br>732 FV CR   | 2C5182<br>2C5182020<br>2C5182040   | 4       | STD<br>0.50<br>1.00  |
| 1984-94            | 1755         |     | 1.8 L          | 4   | 4G37, G62B                | Cordia, Eclipse, Tredia<br><b>Incl. Turbo</b> | 80.60<br>3.173 | 1.50<br>1.50<br>4.00 | 032 BF PC GI<br>401 SCRPP PC GI<br>058 FV CR<br>732 FV CR<br><br>363 BF CR GI<br>401 SCRPP PC GI<br>058 FV CR<br>732 FV CR | 4367<br>4367020<br>4367030<br>4367040<br><br>2C4367<br>2C4367020<br>2C4367030<br>2C4367040<br>2C4367060            | 4       | STD<br>0.50<br>0.75<br>1.00<br><br>STD<br>0.50<br>0.75<br>1.00<br>1.50                 |
| 1983-83            | 1795         |     | 1.8 L          | 4   | G62B                      | Cordia  | 80.60<br>3.173 | 2.00<br>2.00<br>4.00 | 032 BF PC GI<br>401 SCRPP PC GI<br>056 FV CR<br>732 FV CR<br><br>363 BF CR GI<br>401 SCRPP PC GI<br>056 FV CR<br>732 FV CR | 6172<br>6172020<br>6172030<br>6172040<br>6172060<br><br>2C6172<br>2C6172020<br>2C6172030<br>2C6172040              | 4       | STD<br>0.50<br>0.75<br>1.00<br>1.50<br><br>STD<br>0.50<br>0.75<br>1.00                 |
| 1992-02            | 1834         |     | 1.8 L          | 4   | 4G93                      | Mirage  | 81.00<br>3.189 | 1.20<br>1.20<br>2.80 | 398 BF CR S<br>126 RVT PC GI<br>997 FV CR<br>732 FV CR   | 2C4769<br>2C4769020<br>2C4769030<br>2C4769040  | 4       | STD<br>0.50<br>0.75<br>1.00  |

| YEAR               | CC           | CID | LITER          | CYL | ENGINE                                | MODEL   | BORE           | GRV                  | RING TYPE  | HAST SET  | CYL SET | SIZE   |
|--------------------|--------------|-----|----------------|-----|---------------------------------------|---|----------------|----------------------|--|---|---------|--|
|                    |              |     |                |     |                                       |   |                |                      |  |   |         |  |
|                    | CC           | CID | LITER          |     |                                       |   |                |                      |  | Set #   |         |  |
| <b>MITSUBISHI</b>  |              |     |                |     |                                       |   |                |                      |  |   |         |  |
| 1973-87            | 1995         |     | 2.0 L          | 4   | 4G52                                  | Canter, Galant, Lancer, Sigma                               | 84.00<br>3.307 | 2.00<br>2.00<br>4.00 | 032 BF PC GI<br>126 RVT PC GI<br>058 FV CR<br>732 FV CR<br><br>362 BF 3CR GI<br>126 RVT PC GI<br>058 FV CR<br>732 FV CR  | 4247<br>4247020<br>4247030<br>4247040<br>4247060<br><br>2C4247<br>2C4247010<br>2C4247020<br>2C4247030<br>2C4247040<br>2C4247060   | 4       | STD<br>0.50<br>0.75<br>1.00<br>1.50<br><br>STD<br>0.25<br>0.50<br>0.75<br>1.00<br>1.50         |
| 2009-12            | 1998         |     | 2.0 L          | 4   | 4B11, 4B11T<br><b>DOHC</b>            | Lancer, Outlander Sport                                     | 86.00<br>3.386 | 1.20<br>1.20<br>2.00 | 398 BF CR S<br>126 RVT PC GI<br>993 FV CR<br>005 FV CR   | 2C4835<br>2C4835020<br>2C4835030<br>2C4835040   | 4       | STD<br>0.50<br>0.75<br>1.00  |
| 2002-06            | 1997         |     | 2.0 L          | 4   | 4G94<br><b>SOHC</b>                   | Lancer  | 81.50<br>3.208 | 1.20<br>1.20<br>2.50 | 398 BF CR S<br>126 RVT PC GI<br>995 FV CR<br>732 FV CR   | 2C5173<br>2C5173020<br>2C5173030<br>2C5173040   | 4       | STD<br>0.50<br>0.75<br>1.00  |
| 1994-99            | 1997         |     | 2.0 L          | 4   | 420A<br>A588                          | Eclipse   | 87.50<br>3.445 | 1.20<br>1.20<br>3.00 | 398 BF CR S<br>126 RVT PC GI<br>872 FV CR<br>732 FV CR   | 2C4759<br>2C4759010<br>2C4759020<br>2C4759030<br>2C4759040<br>2C4759060   | 4       | STD<br>0.25<br>0.50<br>0.75<br>1.00<br>1.50  |
| 2003-08            | 1998         |     | 2.0 L          | 4   | 4G63, 4G63T<br>Vin:D,F<br><b>DOHC</b> | Lancer EVO<br><b>Incl. Turbo</b>                            | 85.00<br>3.346 | 1.20<br>1.20<br>2.00 | 398 BF CR S<br>126 RVT PC GI<br>993 FV CR<br>732 FV CR   | 2C4558<br>2C4558020<br>2C4558040  | 4       | STD<br>0.50<br>1.00  |
| 1993-98            | 1997         |     | 2.0 L          | 4   | 4G63<br><b>SOHC, DOHC</b>             | Eclipse, Galant, Talon                                      | 85.00<br>3.346 | 1.20<br>1.50<br>2.80 | 398 BF CR S<br>126 RVT PC GI<br>997 FV CR<br>732 FV CR   | 2C4933<br>2C4933010<br>2C4933020<br>2C4933030<br>2C4933040<br>2C4933060   | 4       | STD<br>0.25<br>0.50<br>0.75<br>1.00<br>1.50  |
| 1992-97            | 1997         |     | 2.0 L          | 4   | 4G63<br><b>DOHC</b>                   | 16 Valve Begin 5/92,<br><b>Shallow Oil Grv.</b>             | 85.00<br>3.346 | 1.20<br>1.50<br>3.00 | 398 BF CR S<br>126 RVT PC GI<br>997 FV CR<br>732 FV CR   | 2C4768<br>2C4768010<br>2C4768020<br>2C4768030<br>2C4768040<br>2C4768060   | 4       | STD<br>0.25<br>0.50<br>0.75<br>1.00<br>1.50  |
| 1988-92            | 1997         |     | 2.0 L          | 4   | 4G63, GTX<br><b>DOHC</b>              | Turbo Thru 4/92   | 85.00<br>3.346 | 1.20<br>1.50<br>3.00 | 398 BF CR S<br>126 RVT PC GI<br>054 FV CR<br>732 FV CR   | 2C4613<br>2C4613010<br>2C4613020<br>2C4613030<br>2C4613040  | 4       | STD<br>0.25<br>0.50<br>0.75<br>1.00  |
| 1983-93            | 1997         |     | 2.0 L          | 4   | G63B                                  | Galant  | 85.00<br>3.346 | 1.50<br>1.50<br>4.00 | 032 BF PC GI<br>126 RVT PC GI<br>056 FV CR<br>732 FV CR<br><br>362 BF 3CR GI<br>126 RVT PC GI<br>056 FV CR<br>732 FV CR<br><br>327 BF PM GI<br>126 RVT PC GI<br>056 FV CR<br>732 FV CR | 6899<br>6899010<br>6899020<br>6899030<br>6899040<br>6899060<br><br>2C6899<br>2C6899010<br>2C6899020<br>2C6899030<br>2C6899040<br>2C6899060<br><br>2M6899<br>2M6899010<br>2M6899020<br>2M6899060 | 4       | STD<br>0.25<br>0.50<br>0.75<br>1.00<br>1.50<br><br>STD<br>0.25<br>0.50<br>0.75<br>1.00<br>1.50 |
| 2007-On            | 2179         |     | 2.2 L          | 4   | 4HK, 4HN, HTH                         | Outlander<br><b>Diesel Eng</b><br><b>Incl. Turbo</b>        | 85.00<br>3.346 | 2.50<br>2.00<br>2.00 | 273 FKST BF CC DI<br>126 RVT PC GI<br>248 CF CR<br>881 2PCO  | 2D7549<br>2D754925<br>2D754950  | 4       | STD<br>0.25<br>0.50  |
| 1980-86<br>1987-08 | 2346<br>2476 |     | 2.3 L<br>2.5 L | 4   | 4D55T<br>4D56T, 4D56TD                | Galant, Pajero<br>Pajero, L200, L300<br><b>Turbo Diesel</b> | 91.10<br>3.587 | 2.50<br>2.00<br>4.00 | 370 HKST 3CR GI<br>370 HKST 3CR GI<br>204 CF CR DI<br>881 2PCO   | 2D5666<br>2D566650<br>2D566675<br>2D5666100   | 4       | STD<br>0.50<br>0.75<br>1.00  |

| YEAR               | CC<br> | CID<br> | LITER<br> | CYL<br> | ENGINE<br> | MODEL<br> | BORE<br> | GRV<br> | RING TYPE<br> | HAST SET<br><br>Set # | CYL SET<br> | SIZE<br> |
|--------------------|---|--|--|--|---|--|---|--|--|--|--|---|
| <b>mitsubishi</b>  |   |  |  |  |   |  |   |  |  |  |  |   |
| 1980-86<br>1987-08 | 2346<br>2476  |  | 2.3 L<br>2.5 L   | 4  | 4D55T<br>4D56T, 4D56TD  | Galant, Pajero<br>Pajero, L200, L300<br><b>Turbo Diesel</b>                                | 91.10<br>3.587  | 2.50<br>2.00<br>4.00   | 243 HKST PM DI<br>235 HKST CR DI<br>204 CF CR DI<br>881 2PCO                                     | 2M7338<br>2M733850<br>2M7338100  | 1  | STD<br>1.25<br>2.50   |
| 1994-98            | 2477  |  | 2.5 L  | 4  | 4D56  | L200, L300<br><b>Diesel Eng</b>  | 91.10<br>3.587  | 2.00<br>2.00<br>4.00   | 226 BF CR DI<br>218 TF PC DI<br>204 CF CR DI<br>881 2PCO   | 2C7454   | 1  | STD   |
| 1980-86<br>1987-94 | 2346<br>2476  |  | 2.3 L<br>2.5 L   | 4  | 4D55<br>4D56  | L200, L300, Pajero<br>L200, L300<br><b>Diesel Eng</b>                                      | 91.10<br>3.587  | 2.50<br>2.00<br>4.00   | 231 BF PM DI<br>236 TF CR DI<br>204 CF CR DI<br>881 2PCO   | 2M7379   | 1  | STD   |
| 1993-05            | 2351  |  | 2.4 L  | 4  | 4G64  | Eclipse, Galant, Outlander   | 86.50<br>3.405  | 1.20<br>1.50<br>2.80   | 398 BF CR S<br>126 RVT PC GI<br>997 FV CR<br>732 FV CR   | 2C4780<br>2C4780020<br>2C4780030<br>2C4780040<br>2C4780060   | 4  | STD<br>0.50<br>0.75<br>1.00<br>1.50   |
| 1992-96            | 2350  |  | 2.4 L  | 4  | 4G64  | Pickup   | 86.50<br>3.405  | 1.20<br>1.50<br>3.00   | 398 BF CR S<br>126 RVT PC GI<br>997 FV CR<br>732 FV CR   | 2C4783<br>2C4783010<br>2C4783020<br>2C4783030<br>2C4783040<br>2C4783060                                  | 4  | STD<br>0.25<br>0.50<br>0.75<br>1.00<br>1.50   |
| 1984-94            | 2351  |  | 2.4 L  | 4  | 4G37, G62B  | Cordia, Eclipse, Tredia  | 86.50<br>3.405  | 1.50<br>1.50<br>4.00   | 032 BF PC GI<br>126 RVT PC GI<br>058 FV CR<br>732 FV CR  | 4638<br>4638020<br>4638030<br>4638040<br>4638060   | 4  | STD<br>0.50<br>0.75<br>1.00<br>1.50   |
|                    |   |  |  |  |   |  |   |  | 362 BF 3CR GI<br>126 RVT PC GI<br>058 FV CR<br>732 FV CR   | 2C4638<br>2C4638010<br>2C4638020<br>2C4638030<br>2C4638040   | 4  | STD<br>0.25<br>0.50<br>0.75<br>1.00   |
| 2008-17            | 2359  |  | 2.4 L  | 4  | 4B12<br><b>DOHC</b>   | Lancer, Outlander  | 88.00<br>3.464  | 1.20<br>1.20<br>2.00   | 398 BF CR S<br>126 RVT PC GI<br>993 FV CR<br>005 FV CR   | 2C5297<br>2C5297020<br>2C5297030<br>2C5297040  | 4  | STD<br>0.50<br>0.75<br>1.00   |
| 2004-12            | 2378  |  | 2.4 L  | 4  | 4G69<br>Vin:F<br><b>SOHC</b>  | Eclipse, Lancer, Outlander   | 87.00<br>3.425  | 1.20<br>1.20<br>2.00   | 398 BF CR S<br>126 RVT PC GI<br>990 FV CR<br>732 FV CR   | 2C5148<br>2C5148020<br>2C5148030   | 4  | STD<br>0.50<br>0.75   |
| 1983-89            | 2555  |  | 2.6 L  | 4  | 4G54  | Montero, Magna,<br>Pick-up, Starion<br><b>incl. Turbo</b>                                  | 91.10<br>3.587  | 1.50<br>1.50<br>4.00   | 032 BF PC GI<br>126 RVT PC GI<br>056 FV CR<br>732 FV CR  | 5667<br>5667010<br>5667020<br>5667030<br>5667040<br>5667060  | 4  | STD<br>0.25<br>0.50<br>0.75<br>1.00<br>1.50   |
|                    |   |  |  |  |   |  |   |  | 363 BF CR GI<br>126 RVT PC GI<br>056 FV CR<br>732 FV CR  | 2C5667<br>2C5667010<br>2C5667020<br>2C5667030<br>2C5667040<br>2C5667060                                  | 4  | STD<br>0.25<br>0.50<br>0.75<br>1.00<br>1.50   |













| YEAR              | CC   | CID | LITER | CYL | ENGINE                               | MODEL   | BORE           | GRV                  | RING TYPE  | HAST SET  | CYL SET | SIZE  |
|-------------------|------|-----|-------|-----|--------------------------------------|---|----------------|----------------------|--|---|---------|---|
|                   |      |     |       |     |                                      |   |                |                      |  |   |         |   |
|                   | CC   | CID | LTR   |     |                                      |   |                |                      |  | Set #   |         |   |
| <b>MITSUBISHI</b> |      |     |       |     |                                      |   |                |                      |  |   |         |   |
| 1979-199          | 2555 |     | 2.6 L | 4   | 4G54, 4G54B                          | Execuctive 2600,<br>Galant 2600, Montero<br>Pickup        | 91.10<br>3.587 | 2.00<br>2.00<br>4.00 | 032 BF PC GI<br>126 RVT PC GI<br>870 FV CR<br>732 FV CR<br><br>362 BF 3CR GI<br>126 RVT PC GI<br>870 FV CR<br>732 FV CR<br><br>327 BF PM GI<br>126 RVT PC GI<br>870 FV CR<br>732 FV CR | 5595<br>5595010<br>5595020<br>5595030<br>5595040<br>5595060<br><br>2C5595<br>2C5595010<br>2C5595020<br>2C5595030<br>2C5595040<br>2C5595060<br><br>2M5595<br>2M5595010<br>2M5595020<br>2M5595030<br>2M5595040<br>2M5595060 | 4       | STD<br>0.25<br>0.50<br>0.75<br>1.00<br>1.50<br><br>4<br>STD<br>0.25<br>0.50<br>0.75<br>1.00<br>1.50<br><br>4<br>STD<br>0.25<br>0.50<br>0.75<br>1.00<br>1.50 |
|                   | 2835 |     | 2.8 L | 4   | 4M40                                 | FB501, FD511, Pajero<br><b>Diesel Eng<br/>incl. Turbo</b> | 95.00<br>3.740 | 2.36<br>2.00<br>4.00 | 372 FKST CR DI<br>126 RVT PC GI<br>553 CF CR GI<br>881 2PCO  | 2C5056<br>2C5056020<br>2C5056040  | 4       | STD<br>0.50<br>1.00   |
| 1990-04           | 2972 | 181 | 3.0 L | 6   | 6G72-T, 6G72<br>Vin:F                | Diamante  | 91.10<br>3.587 | 1.20<br>1.50<br>3.00 | 398 BF CR S<br>126 RVT PC GI<br>997 FV CR<br>732 FV CR   | 2C4670<br>2C4670020<br>2C4670030<br>2C4670040<br>2C4670060  | 6       | STD<br>0.50<br>0.75<br>1.00<br>1.50   |
| 1987-02           | 2972 | 181 | 3.0 L | 6   | 6G72<br>Vin: F,H,P                   | Montero, Pickup,  | 91.10<br>3.587 | 1.50<br>1.50<br>4.00 | 032 BF PC GI<br>126 RVT PC GI<br>870 FV CR<br>732 FV CR<br><br>335 T PM DI<br>126 RVT PC GI<br>870 FV CR<br>732 FV CR  | 4453<br>4453010<br>4453020<br>4453030<br>4453040<br>4453060<br><br>2M4453<br>2M4453010<br>2M4453020<br>2M4453030<br>2M4453040<br>2M4453060  | 6       | STD<br>0.25<br>0.50<br>0.75<br>1.00<br>1.50<br><br>6<br>STD<br>0.25<br>0.50<br>0.75<br>1.00<br>1.50   |
| 2007-12           | 2998 |     | 3.0 L | 6   | 6B31<br><b>SOHC</b>                  | Outlander   | 87.60<br>3.449 | 1.20<br>1.00<br>2.00 | 398 BF CR S<br>123 RVT PC DI<br>990 FV CR<br>732 FV CR   | 2C5146<br>2C5146030<br>2C5146040  | 6       | STD<br>0.75<br>1.00   |
| 1998-16           | 3200 |     | 3.2 L | 4   | 4M41                                 | Montero, Pajero<br><b>Diesel Eng</b>                      | 98.50<br>3.878 | 2.30<br>1.50<br>3.00 | 208 FKST CC DI<br>257 TF CR DI<br>203 CF GN SS<br>881 2PCO   | 2D7802<br>2D780250  | 4       | STD<br>0.50   |
| 1994-04           | 3497 |     | 3.5 L | 6   | 6G74<br>Vin: P,4<br><b>SOHC DOHC</b> | Montero   | 93.00<br>3.661 | 1.50<br>1.50<br>3.00 | 032 BF PC GI<br>126 RVT PC GI<br>997 FV CR<br>732 FV CR<br><br>327 BF PM GI<br>126 RVT PC GI<br>997 FV CR<br>732 FV CR   | 4883<br>4883020<br>4883030<br>4883040<br><br>2M4883<br>2M4883010<br>2M4883020<br>2M4883030<br>2M4883040   | 6       | STD<br>0.50<br>0.75<br>1.00<br><br>6<br>STD<br>0.25<br>0.50<br>0.75<br>1.00   |
| 2003-05           | 3828 |     | 3.8 L | 6   | 6G75<br><b>SOHC</b>                  | Endeavor, Galant, Montero                                 | 95.00<br>3.740 | 1.20<br>1.20<br>2.00 | 398 BF CR S<br>126 RVT PC GI<br>991 FV CR<br>005 FV CR   | 2C5169<br>2C5169020<br>2C5169030<br>2C5169040   | 6       | STD<br>0.50<br>0.75<br>1.00   |



| YEAR                          | CC                  | CID | LITER                   | CYL         | ENGINE                     | MODEL  | BORE           | GRV                  | RING TYPE   | HAST SET  | CYL SET | SIZE   |
|-------------------------------|---------------------|-----|-------------------------|-------------|----------------------------|--|----------------|----------------------|---|---|---------|--|
|                               |                     |     |                         |             |                            |  |                |                      |   |   |         |  |
|                               | CC                  | CID | LITER                   |             |                            |  |                |                      |   | Set #   |         |  |
| <b>NISSAN</b>                 |                     |     |                         |             |                            |  |                |                      |   |   |         |  |
| 1982-On                       | 987                 |     | 1.0 L                   | 4           | MA10, MA10ET               | Micra  | 68.00<br>2.677 | 1.50<br>1.50<br>2.80 | 032 BF PC GI<br>126 RVT PC GI<br>859 FV CR<br>732 FV CR<br><br>363 BF CR GI<br>126 RVT PC GI<br>859 FV CR<br>732 FV CR    | 4696<br>4696008<br>4696020<br><br>2C4696<br>2C4696008<br>2C4696010<br>2C4696020<br>2C4696030                                    | 4       | STD<br>0.20<br>0.50<br><br>STD<br>0.20<br>0.25<br>0.50<br>0.75                         |
| 1971-76                       | 988                 |     | 1.0 L                   | 4           | A10                        | E10  | 73.00<br>2.874 | 1.50<br>1.50<br>4.00 | 032 BF PC GI<br>126 RVT PC GI<br>058 FV CR<br>732 FV CR<br><br>362 BF 3CR GI<br>126 RVT PC GI<br>058 FV CR<br>732 FV CR   | 4347<br>4347020<br>4347030<br>4347040<br>4347060<br><br>2C4347<br>2C4347010<br>2C4347020<br>2C4347030<br>2C4347040<br>2C4347060 | 4       | STD<br>0.50<br>0.75<br>1.00<br>1.50<br><br>STD<br>0.25<br>0.50<br>0.75<br>1.00<br>1.50 |
| 1967-82<br>1966-78<br>1961-74 | 988<br>1138<br>1171 |     | 1.0 L<br>1.1 L<br>1.2 L | 4<br>4<br>4 | A10<br>D11<br>A12, E1, D12 | Cherry<br>Forklift<br>Model B110,<br>1200/110, 312/320/410,<br>Cabstar<br>Model B210, Bluebird,<br>411/ 520/ 521 | 73.00<br>2.874 | 2.00<br>2.00<br>4.00 | 032 BF PC GI<br>401 SCRP PC GI<br>058 FV CR<br>732 FV CR<br><br>362 BF 3CR GI<br>401 SCRP PC GI<br>058 FV CR<br>732 FV CR | 6714<br>6714020<br>6714030<br>6714040<br>6714060<br><br>2C6714<br>2C6714020<br>2C6714030<br>2C6714040<br>2C6714060              | 4       | STD<br>0.50<br>0.75<br>1.00<br>1.50<br><br>STD<br>0.50<br>0.75<br>1.00<br>1.50         |
| 1965-75                       | 1299                |     | 1.3 L                   | 4           | A13, J, J13                |  |                |                      |   |   |         |  |
| 2003-10                       | 1240                |     | 1.2 L                   | 4           | CR12DE                     | Micra III, WingRoad, AD Van  | 71.50<br>2.815 | 1.20<br>1.20<br>2.00 | 398 BF CR S<br>126 RVT PC GI<br>990 FV CR<br>732 FV CR  | 2C4089<br>2C408950  | 4       | STD<br>0.50  |
| 2010-On                       | 1198                |     | 1.2 L                   | 3           | HR12DE                     | Micra  | 78.00<br>3.071 | 1.20<br>1.20<br>2.00 | 398 BF CR S<br>126 RVT PC GI<br>990 FV CR<br>732 FV CR  | 2C5393  | 3       | STD  |
| 1986-92<br>1991-07            | 1200<br>1295        |     | 1.2 L<br>1.3 L          | 4<br>4      | MA12S<br>GA13DE, GA13DS    | Micra<br>Lucino, Tsuru   | 71.00<br>2.795 | 1.50<br>1.50<br>2.80 | 032 BF PC GI<br>126 RVT PC GI<br>859 FV CR<br>732 FV CR<br><br>362 BF 3CR GI<br>126 RVT PC GI<br>859 FV CR<br>732 FV CR   | 4362<br>4362020<br>4362040<br><br>2C4362<br>2C4362008<br>2C4362020<br>2C4362030<br>2C4362040                                    | 4       | STD<br>0.50<br>1.00<br><br>STD<br>0.20<br>0.50<br>0.75<br>1.00                         |

| YEAR                          | CC                   | CID | LITER                   | CYL         | ENGINE                 | MODEL   | BORE           | GRV                  | RING TYPE  | HAST SET   | CYL SET | SIZE  |
|-------------------------------|----------------------|-----|-------------------------|-------------|------------------------|---|----------------|----------------------|--|--|---------|---|
|                               |                      |     |                         |             |                        |   |                |                      |  |  |         |   |
| <b>NISSAN</b>                 |                      |     |                         |             |                        |   |                |                      |  |  |         |   |
| 1979-82                       | 1237                 |     | 1.2 L                   | 4           | A12A                   | 210   | 75.00<br>2.953 | 2.00<br>2.00<br>4.00 | 032 BF PC GI<br>401 SCRPP PC GI<br>056 FV CR<br>732 FV CR  | 6813<br>6813020<br>6813030<br>6813040<br>6813060                                     | 4       | STD<br>0.50<br>0.75<br>1.00<br>1.50                 |
|                               |                      |     |                         |             |                        |   |                |                      | 362 BF 3CR GI<br>401 SCRPP PC GI<br>056 FV CR<br>732 FV CR | 2C6813<br>2C6813010<br>2C6813020<br>2C6813030<br>2C6813040<br>2C6813060<br>2C6813063 | 4       | STD<br>0.25<br>0.50<br>0.75<br>1.00<br>1.50<br>1.60 |
| 1979-On                       | 1237                 |     | 1.2 L                   | 4           | A12A                   | <b>Shallow Oil Ring Grv.</b>  | 75.00<br>2.953 | 2.00<br>2.00<br>4.00 | 032 BF PC GI<br>401 SCRPP PC GI<br>856 FV CR<br>732 FV CR  | 6818<br>6818020<br>6818030<br>6818040<br>6818060                                     | 4       | STD<br>0.50<br>0.75<br>1.00<br>1.50                 |
|                               |                      |     |                         |             |                        |   |                |                      | 362 BF 3CR GI<br>401 SCRPP PC GI<br>856 FV CR<br>732 FV CR | 2C6818<br>2C6818010<br>2C6818020<br>2C6818030<br>2C6818040<br>2C6818060              | 4       | STD<br>0.25<br>0.50<br>0.75<br>1.00<br>1.50         |
| 1981<br>1982-84               | 1270<br>1487         |     | 1.3 L<br>1.5 L          | 4<br>4      | E13<br>E15, E15S, E15T | 1.3 Pulsar/N12<br>310/N10, Prairie,<br>Pulsar/N12(Turbo),<br>Sunny, Tsuru | 76.00<br>2.992 | 1.50<br>1.50<br>4.00 | 032 BF PC GI<br>126 RVT PC GI<br>058 FV CR<br>732 FV CR    | 6151<br>6151010<br>6151020<br>6151030<br>6151040<br>6151060                          | 4       | STD<br>0.25<br>0.50<br>0.75<br>1.00<br>1.50         |
| 1983-88                       | 1597                 |     | 1.6 L                   | 4           | E16                    | Pulsar/N12,<br>Sentra/B11/B12   |                |                      | 362 BF 3CR GI<br>126 RVT PC GI<br>058 FV CR<br>732 FV CR   | 2C6151<br>2C6151010<br>2C6151020<br>2C6151030<br>2C6151040<br>2C6151060              | 4       | STD<br>0.25<br>0.50<br>0.75<br>1.00<br>1.50         |
|                               |                      |     |                         |             |                        |   |                |                      | 327 BF PM GI<br>126 RVT PC GI<br>058 FV CR<br>732 FV CR    | 2M6151   | 4       | STD   |
| 1973-74<br>1968-73<br>1968-73 | 1296<br>1428<br>1595 |     | 1.3 L<br>1.4 L<br>1.6 L | 4<br>4<br>4 | L13<br>L14<br>L16      | Bluebird 1300<br>Bluebird 1400<br>Bluebird 1600<br>510, 520/521, 620      | 83.00<br>3.268 | 2.00<br>2.00<br>4.00 | 032 BF PC GI<br>401 SCRPP PC GI<br>056 FV CR<br>732 FV CR  | 6831<br>6831010<br>6831020<br>6831030<br>6831040                                     | 4       | STD<br>0.25<br>0.50<br>0.75<br>1.00                 |
|                               |                      |     |                         |             |                        |   |                |                      | 362 BF 3CR GI<br>401 SCRPP PC GI<br>056 FV CR<br>732 FV CR | 2C6831<br>2C6831010<br>2C6831020<br>2C6831030<br>2C6831040                           | 4       | STD<br>0.25<br>0.50<br>0.75<br>1.00                 |
| 2003-12                       | 1386                 |     | 1.4 L                   | 4           | CR14DE                 | Cube, Micra III, Note   | 73.00<br>2.874 | 1.20<br>1.20<br>2.00 | 322 BF GN SS<br>126 RVT PC GI<br>990 FV CR<br>732 FV CR    | 2N4096   | 4       | STD   |
| 1977-78<br>1979-82            | 1397<br>1488         |     | 1.4 L<br>1.5 L          | 4<br>4      | A14<br>A15             | B210<br>210, 310  | 76.00<br>2.992 | 1.20<br>2.00<br>4.00 | 398 BF CR S<br>401 SCRPP PC GI<br>056 FV CR<br>732 FV CR   | 2C6146<br>2C6146010<br>2C6146020<br>2C6146030<br>2C6146040<br>2C6146060              | 4       | STD<br>0.25<br>0.50<br>0.75<br>1.00<br>1.50         |

| YEAR               | CC           | CID | LITER          | CYL    | ENGINE                                       | MODEL   | BORE           | GRV                  | RING TYPE  | HAST SET  | CYL SET | SIZE  |
|--------------------|--------------|-----|----------------|--------|--|---|----------------|----------------------|--|---|---------|---|
|                    |              |     |                |        |  |   |                |                      |  |   |         |   |
|                    | CC           | CID | LITER          |        |  |   |                |                      |  | Set #   |         |   |
| <b>NISSAN</b>      |              |     |                |        |  |   |                |                      |  |   |         |   |
| 1975-82            | 1397         | 85  | 1.4 L          | 4      | A14  | 210, 310  | 76.00<br>2.992 | 2.00<br>2.00<br>4.00 | 102 T PC GI<br>401 SCRPP PC GI<br>058 FV CR<br>732 FV CR   | 4266<br>4266010<br>4266020<br>4266030<br>4266040<br>4266060             | 4       | STD<br>0.25<br>0.50<br>0.75<br>1.00<br>1.50 |
|                    |              |     |                |        |  |   |                |                      | 362 BF 3CR GI<br>401 SCRPP PC GI<br>058 FV CR<br>732 FV CR | 2C4266<br>2C4266010<br>2C4266020<br>2C4266030<br>2C4266040<br>2C4266060 | 4       | STD<br>0.25<br>0.50<br>0.75<br>1.00<br>1.50 |
| 1988-07<br>1995-00 | 1400<br>1500 |     | 1.4 L<br>1.5 L | 4      | GA14, GA14S<br>GA15, GA15A                   | Sunny Sentra, Tsuru<br>Almera, Lucino, Presea       | 73.60<br>2.898 | 1.50<br>1.50<br>2.80 | 362 BF 3CR GI<br>401 SCRPP PC GI<br>996 FV CR<br>732 FV CR | 2C4158<br>2C4158020   | 4       | STD<br>0.50                                 |
| 2003-14            | 1461         |     | 1.5 L          | 4      | K9K<br><b>SOHC</b>                           | Almera, Micra, Note<br>Versa<br><b>Turbo Diesel</b> | 76.00<br>2.992 | 2.00<br>2.00<br>2.50 | 212 TBF CC DI<br>214 RVT PC DI<br>248 CF CR<br>881 2PCO    | 2D7296<br>2D729650  | 1       | STD<br>1.25                                 |
| 1970-On<br>1980-84 | 1483<br>1567 |     | 1.5 L<br>1.6 L | 4<br>4 | J15<br>J16                                   | Cabstar/Cedric/Homer<br>Pick Up                     | 78.00<br>3.071 | 2.00<br>2.00<br>4.00 | 032 BF PC GI<br>401 SCRPP PC GI<br>056 FV CR<br>732 FV CR  | 6871<br>6871040   | 4       | STD<br>1.00                                 |
|                    |              |     |                |        |  |   |                |                      | 362 BF 3CR GI<br>401 SCRPP PC GI<br>056 FV CR<br>732 FV CR | 2C6871<br>2C6871020<br>2C6871030<br>2C6871040                           | 4       | STD<br>0.50<br>0.75<br>1.00                 |
| 1962-65            | 1488         |     | 1.5 L          | 4      | G15  | SPL 310   | 80.00<br>3.150 | 2.00<br>2.00<br>4.00 | 032 BF PC GI<br>401 SCRPP PC GI<br>056 FV CR<br>732 FV CR  | 6761<br>6761020<br>6761030<br>6761040<br>6761060                        | 4       | STD<br>0.50<br>0.75<br>1.00<br>1.50         |
|                    |              |     |                |        |  |   |                |                      | 362 BF 3CR GI<br>401 SCRPP PC GI<br>056 FV CR<br>732 FV CR | 2C6761<br>2C6761020<br>2C6761030<br>2C6761040                           | 4       | STD<br>0.50<br>0.75<br>1.00                 |
| 1965-74<br>1967-82 | 1595<br>1982 |     | 1.6 L<br>2.0 L | 4<br>4 | R16<br>H20                                   | SPL 311, PL 411<br>Forklift, Truck                  | 87.20<br>3.433 | 2.00<br>2.50<br>4.00 | 032 BF PC GI<br>401 SCRPP PC GI<br>860 FV CR<br>732 FV CR  | 6830<br>6830020<br>6830030<br>6830040<br>6830060                        | 4       | STD<br>0.50<br>0.75<br>1.00<br>1.50         |
|                    |              |     |                |        |  |   |                |                      | 362 BF 3CR GI<br>401 SCRPP PC GI<br>860 FV CR<br>732 FV CR | 2C6830<br>2C6830020<br>2C6830030<br>2C6830040<br>2C6830060              | 4       | STD<br>0.50<br>0.75<br>1.00<br>1.50         |
| 2002-On            | 1595         |     | 1.6 L          | 4      | K4M<br><b>Renault Eng<br/>Made in Mexico</b> | Platina   | 79.50<br>3.130 | 1.20<br>1.50<br>2.50 | 398 BF CR S<br>126 RVT PC GI<br>995 FV CR<br>732 FV CR     | 2C5135<br>2C5135010<br>2C5135020<br>2C5135030                           | 4       | STD<br>0.25<br>0.50<br>0.75                 |
| 1996-06            | 1597         |     | 1.6 L          | 4      | QG16DE                                       | Almera, Avenir, Bluebird<br>Primera                 | 76.00<br>2.992 | 1.20<br>1.20<br>2.50 | 398 BF CR S<br>126 RVT PC GI<br>995 FV CR<br>732 FV CR     | 2C4087  | 4       | STD   |
| 1995-99            | 1598         |     | 1.6 L          | 4      | GA16, GA16i, GA16DE                          | Sentra, 200SX<br><b>2 Ring Piston</b>               | 76.00<br>2.992 | 1.50<br>2.80         | 362 BF 3CR GI<br>996 FV CR<br>732 FV CR                    | 2C4958<br>2C4958010<br>2C4958020<br>2C4958030<br>2C4958040              | 4       | STD<br>0.25<br>0.50<br>0.75<br>1.00         |

| YEAR               | CC<br> | CID<br> | LITER<br> | CYL<br> | ENGINE<br> | MODEL<br> | BORE<br> | GRV<br> | RING TYPE<br>   | HAST SET<br>   | CYL SET<br> | SIZE<br>   |
|--------------------|---|--|--|--|---|--|--|--|--|---|--|---|
| <b>NISSAN</b>      |   |  |  |  |   |  |  |  |  |   |  |   |
| 1989-94            | 1598  |  | 1.6 L  | 4  | GA16DE<br>GA16DE/I<br>GA16I   | NX 1600, Pulsar NX,<br>Sentra  | 76.00<br>2.992   | 1.50<br>1.50<br>2.80   | 032 BF PC GI<br>435 SCRIP PC GI<br>861 FV CR<br>732 FV CR<br><br>362 BF 3CR GI<br>435 SCRIP PC GI<br>861 FV CR<br>732 FV CR  | 4659<br>4659010<br>4659020<br>4659030<br>4659040<br><br>2C4659<br>2C4659010<br>2C4659020<br>2C4659030<br>2C4659040  | 4  | STD<br>0.25<br>0.50<br>0.75<br>1.00<br><br>STD<br>0.25<br>0.50<br>0.75<br>1.00  |
| 1990-93            | 1598  |  | 1.6 L  | 4  | GA16DS  | 100NX, Primera, Sunny  | 76.00<br>2.992   | 1.50<br>1.50<br>3.00   | 032 BF PC GI<br>126 RVT PC GI<br>872 FV CR<br>732 FV CR<br><br>362 BF 3CR GI<br>126 RVT PC GI<br>872 FV CR<br>732 FV CR  | 4935<br>4935020<br>4935040<br><br>2C4935<br>2C4935020<br>2C4935040  | 4  | STD<br>0.50<br>1.00<br><br>STD<br>0.50<br>1.00  |
| 1987-89            | 1598  |  | 1.6 L  | 4  | CA16DE<br><b>DOHC</b>   | Pulsar, Sunny  | 78.00<br>3.071   | 1.50<br>1.50<br>2.80   | 032 BF PC GI<br>102 T PC GI<br>861 FV CR<br>732 FV CR<br><br>363 BF CR GI<br>102 T PC GI<br>861 FV CR<br>732 FV CR   | 4662<br>4662010<br>4662020<br>4662030<br>4662040<br><br>2C4662<br>2C4662010<br>2C4662020<br>2C4662030<br>2C4662040  | 4  | STD<br>0.25<br>0.50<br>0.75<br>1.00<br><br>STD<br>0.25<br>0.50<br>0.75<br>1.00  |
| 2009-15            | 1598  |  | 1.6 L  | 4  | HR16DE<br><b>DOHC</b>   | March, Versa<br>16V  | 78.00<br>3.071   | 1.20<br>1.20<br>2.00   | 398 BF CR S<br>126 RVT PC GI<br>990 FV CR<br>732 FV CR   | 2C4439<br>2C4439010<br>2C4439020<br>2C4439030   | 4  | STD<br>0.25<br>0.50<br>0.75   |
| 1983-90            | 1598  |  | 1.6 L  | 4  | CA16S<br><b>OHC</b>   | Bluebird, Stanza   | 78.00<br>3.071   | 1.50<br>1.50<br>4.00   | 032 BF PC GI<br>126 RVT PC GI<br>058 FV CR<br>732 FV CR<br><br>362 BF 3CR GI<br>126 RVT PC GI<br>058 FV CR<br>732 FV CR<br><br>327 BF PM GI<br>126 RVT PC GI<br>058 FV CR<br>732 FV CR | 4265<br>4265010<br>4265020<br>4265030<br>4265040<br>4265060<br><br>2C4265<br>2C4265010<br>2C4265020<br>2C4265030<br>2C4265040<br>2C4265060<br><br>2M4265<br>2M4265010<br>2M4265020<br>2M4265030<br>2M4265040<br>2M4265060 | 4  | STD<br>0.25<br>0.50<br>0.75<br>1.00<br>1.50<br><br>STD<br>0.25<br>0.50<br>0.75<br>1.00<br>1.50<br><br>STD<br>0.25<br>0.50<br>0.75<br>1.00<br>1.50 |
| 1989-95            | 1627  |  | 1.6 L  | 4  | NA16S<br><b>SOHC</b>  | Atlas F22 - F23,<br>Datsun Truck D21   | 81.50<br>3.209   | 1.50<br>1.50<br>4.00   | 032 BF PC GI<br>126 RVT PC GI<br>058 FV CR<br>732 FV CR  | 5201<br>5201010<br>5201020<br>5201040   | 4  | STD<br>0.25<br>0.50<br>1.00   |
| 2007-14<br>2007-17 | 1797<br>1999  |  | 1.8 L<br>2.0 L   | 4<br>4   | MR18DE<br>MR20DE<br><b>DOHC</b>   | Tiida, Verso<br>16V Sentra   | 84.00<br>3.307   | 1.20<br>1.20<br>2.00   | 398 BF CR S<br>126 RVT PC GI<br>993 FV CR<br>005 FV CR   | 2C5223<br>2C5223020<br>2C5223030<br>2C5223040   | 4  | STD<br>0.50<br>0.75<br>1.00   |
| 2000-04            | 1769  |  | 1.8 L  | 4  | QG18DE<br><b>DOHC</b>   | Sentra XE/GXE  | 80.00<br>3.150   | 1.20<br>1.20<br>2.50   | 398 BF CR S<br>126 RVT PC GI<br>995 FV CR<br>732 FV CR   | 2C5143<br>2C5143020<br>2C5143030<br>2C5143040   | 4  | STD<br>0.50<br>0.75<br>1.00   |

| YEAR  | CC  | CID   | LITER   | CYL   | ENGINE  | MODEL   | BORE  | GRV   | RING TYPE  | HAST SET  | CYL SET   | SIZE  |
|---|---|---|---|---|---|---|---|---|--|---|---|---|
|  |  |  |  |  |  |  |  |  |   |    |  |    |
| 1973-74<br>1974-80  | 1770<br>1952  |   | 1.8 L<br>2.0 L  | 4<br>4  | L18<br>L20B   | 610 Sedan 1800<br>200SX, 510, 610, 620<br>Pickup, 710, 2000 Series                | 85.00<br>3.346  | 2.00<br>2.00<br>4.00  | 032 BF PC GI<br>401 SCR PC GI<br>056 FV CR<br>732 FV CR<br><br>362 BF 3CR GI<br>401 SCR PC GI<br>056 FV CR<br>732 FV CR  | 6872<br>6872020<br>6872030<br>6872040<br>6872060<br><br>2C6872<br>2C6872020<br>2C6872030<br>2C6872040<br>2C6872060  | 4<br><br><br><br><br><br>4  | STD<br>0.50<br>0.75<br>1.00<br>1.50<br><br>STD<br>0.50<br>0.75<br>1.00<br>1.50  |
| 1981-On   | 1800  |   | 1.8 L   | 4   | J18   | Mexican Built   | 80.50<br>3.169  | 1.50<br>2.00<br>4.00  | 102 T PC GI<br>126 RVT PC GI<br>058 FV CR<br>732 FV CR<br><br>362 BF 3CR GI<br>126 RVT PC GI<br>058 FV CR<br>732 FV CR   | 4476<br>4476010<br>4476020<br>4476030<br>4476040<br>4476060<br><br>2C4476<br>2C4476010<br>2C4476020<br>2C4476030<br>2C4476040<br>2C4476060  | 4<br><br><br><br><br><br>4  | STD<br>0.25<br>0.50<br>0.75<br>1.00<br>1.50<br><br>STD<br>0.25<br>0.50<br>0.75<br>1.00<br>1.50                                    |
| 1984-94   | 1809  |   | 1.8 L   | 4   | CA18DE, CA18ET  | Bluebird, Pulsar, Skyline<br>Silvia/180SX P/S13,<br>200SX Turbo                   | 83.00<br>3.268  | 1.50<br>1.50<br>2.80  | 032 BF PC GI<br>126 RVT PC GI<br>861 FV CR<br>732 FV CR<br><br>376 BF CR DI<br>126 RVT PC GI<br>861 FV CR<br>732 FV CR   | 4221<br>4221020<br>4221040<br><br>2C4221<br>2C4221010<br>2C4221020<br>2C4221030<br>2C4221040  | 4<br><br><br><br>4  | STD<br>0.50<br>1.00<br><br>STD<br>0.25<br>0.50<br>0.75<br>1.00  |
| 1978-83   | 1809  |   | 1.8 L   | 4   | CA18E, CA18S  | Auster, Bluebird,<br>Laurel, Prairie,<br>1800 Series                              | 83.00<br>3.268  | 1.50<br>1.50<br>4.00  | 102 T PC GI<br>126 RVT PC GI<br>058 FV CR<br>732 FV CR<br><br>362 BF 3CR GI<br>126 RVT PC GI<br>058 FV CR<br>732 FV CR   | 4951<br>4951020<br><br><br>2C4951<br>2C4951020<br>2C4951040   | 4<br><br><br><br>4  | STD<br>0.50<br><br><br>STD<br>0.50<br>1.00  |
| 2001-On   | 1870  |   | 1.9 L   | 4   | F9Q 760   | Primastar<br><b>Diesel Eng</b>  | 80.00<br>3.150  | 2.50<br>2.00<br>3.00  | 220 TBF PM DI<br>209 RVT PC DI<br>204 CF CR DI<br>881 2PCO   | 2M7332  | 1   | STD   |
| 1985-On   | 1952  |   | 2.0 L   | 4   | Z20   | 200SX, NAP-Z  | 85.00<br>3.346  | 2.00<br>1.50<br>4.00  | 362 BF 3CR GI<br>126 RVT PC GI<br>058 FV CR<br>732 FV CR   | 2C4661<br>2C4661010<br>2C4661020<br>2C4661030<br>2C4661040  | 4   | STD<br>0.25<br>0.50<br>0.75<br>1.00   |
| 1980-84   | 1952  |   | 2.0 L   | 4   | Z20E, Z20S  | 200SX, NAP-Z  | 85.00<br>3.346  | 1.50<br>1.50<br>4.00  | 032 BF PC GI<br>126 RVT PC GI<br>056 FV CR<br>732 FV CR<br><br>362 BF 3CR GI<br>126 RVT PC GI<br>056 FV CR<br>732 FV CR<br><br>327 BF PM GI<br>126 RVT PC GI<br>056 FV CR<br>732 FV CR | 6899<br>6899010<br>6899020<br>6899030<br>6899040<br>6899060<br><br>2C6899<br>2C6899010<br>2C6899020<br>2C6899030<br>2C6899040<br>2C6899060<br><br>2M6899<br>2M6899010<br>2M6899020<br>2M6899060 | 4<br><br><br><br><br><br>4<br><br><br>4   | STD<br>0.25<br>0.50<br>0.75<br>1.00<br>1.50<br><br>STD<br>0.25<br>0.50<br>0.75<br>1.00<br>1.50<br><br>STD<br>0.25<br>0.50<br>1.50 |

| YEAR          | CC   | CID | LITER | CYL | ENGINE                   | MODEL                                       | BORE           | GRV                  | RING TYPE  | HAST SET   | CYL SET | SIZE  |
|---------------|------|-----|-------|-----|--------------------------|---|----------------|----------------------|--|--|---------|---|
|               |      |     |       |     |                          |   |                |                      |  |  |         |   |
| YEAR          | CC   | CID | LITER | CYL | ENGINE                   | MODEL                                       | BORE           | GRV                  | RING TYPE  | HAST SET   | CYL SET | SIZE  |
| <b>NISSAN</b> |      |     |       |     |                          |   |                |                      |  |  |         |   |
| 1966-69       | 1973 |     | 2.0 L | 6   | J20                      | Cedric 2000                                 | 73.00<br>2.874 | 2.00<br>2.00<br>4.00 | 032 BF PC GI<br>401 SCRPP PC GI<br>058 FV CR<br>732 FV CR<br><br>362 BF 3CR GI<br>401 SCRPP PC GI<br>058 FV CR<br>732 FV CR  | 4410<br>4410020<br>4410030<br>4410040<br><br>2C4410<br>2C4410020   | 6       | STD<br>0.50<br>0.75<br>1.00<br><br>STD<br>0.50  |
| 1989          | 1974 |     | 2.0 L | 4   | CA20E                    | Stanza                                      | 84.50<br>3.327 | 1.50<br>1.50<br>2.80 | 032 BF PC GI<br>126 RVT PC GI<br>861 FV CR<br>732 FV CR<br><br>363 BF CR GI<br>126 RVT PC GI<br>861 FV CR<br>732 FV CR   | 4681<br>4681020<br>4681030<br>4681040<br><br>2C4681<br>2C4681020<br>2C4681030<br>2C4681040   | 4       | STD<br>0.50<br>0.75<br>1.00<br><br>STD<br>0.50<br>0.75<br>1.00  |
| 1982-88       | 1974 |     | 2.0 L | 4   | CA20E, CA20S             | Stanza, 200SX/S12                           | 84.50<br>3.327 | 1.50<br>1.50<br>4.00 | 032 BF PC GI<br>126 RVT PC GI<br>056 FV CR<br>732 FV CR<br><br>363 BF CR GI<br>126 RVT PC GI<br>056 FV CR<br>732 FV CR   | 6156<br>6156020<br>6156030<br>6156040<br>6156060<br><br>2C6156<br>2C6156020<br>2C6156030<br>2C6156040  | 4       | STD<br>0.50<br>0.75<br>1.00<br>1.50<br><br>STD<br>0.50<br>0.75<br>1.00  |
| 1990-99       | 1974 |     | 2.0 L | 4   | CD20                     | Almera, Primera, Sunny<br><b>Diesel Eng</b> | 84.50<br>3.327 | 2.00<br>2.00<br>3.00 | 376 BF CR DI<br>126 RVT PC GI<br>553 CF CR GI<br>881 2PCO  | 2D4954<br>2D495450<br>2D4954100  | 4       | STD<br>0.50<br>1.00   |
| 1969-70       | 1988 |     | 2.0 L | 6   | L20A                     | Cedric,<br>Skyline 2000 GT                  | 78.00<br>3.071 | 2.00<br>2.00<br>4.00 | 362 BF 3CR GI<br>401 SCRPP PC GI<br>052 FV CR<br>732 FV CR   | 2C4682<br>2C4682020<br>2C4682040   | 6       | STD<br>0.50<br>1.00   |
| 2006-13       | 1995 |     | 2.0 L | 4   | M9R, M9R 760,<br>M9R 780 | Primastar, X-Trail<br><b>Turbo Diesel</b>   | 84.00<br>3.307 | 2.50<br>2.00<br>2.00 | 211 HKST CC DI<br>210 SCRPP TF PC DI<br>248 CF CR<br>881 2PCO  | 2D7343<br>2D734350   | 1       | STD<br>0.50   |
| 1997-On       | 1996 |     | 2.0 L | 4   | 1Y, 2Y, 3Y               | LWB, SWB Hardbody                           | 86.00<br>3.386 | 1.50<br>1.50<br>4.00 | 032 BF PC GI<br>435 SCRPP PC GI<br>058 FV CR<br>732 FV CR<br><br>362 BF 3CR GI<br>435 SCRPP PC GI<br>058 FV CR<br>732 FV CR<br><br>327 BF PM GI<br>435 SCRPP PC GI<br>058 FV CR<br>732 FV CR | 4219<br>4219020<br>4219030<br>4219040<br>4219060<br><br>2C4219<br>2C4219010<br>2C4219020<br>2C4219030<br>2C4219040<br>2C4219060<br><br>2M4219<br>2M4219020<br>2M4219030<br>2M4219040 | 4       | STD<br>0.50<br>0.75<br>1.00<br>1.50<br><br>STD<br>0.25<br>0.50<br>0.75<br>1.00<br>1.50<br><br>STD<br>0.50<br>0.75<br>1.00 |
| 1991-00       | 1998 |     | 2.0 L | 4   | SR20DE<br>Vin:G          | Serena,Primera                              | 86.00<br>3.386 | 1.50<br>1.50<br>3.00 | 032 BF PC GI<br>126 RVT PC GI<br>872 FV CR<br>732 FV CR<br><br>397 BF PM S<br>126 RVT PC GI<br>872 FV CR<br>732 FV CR  | 4601<br>4601020<br>4601030<br>4601040<br>4601060<br><br>2M4601<br>2M4601010<br>2M4601020<br>2M4601030<br>2M4601040<br>2M4601060  | 4       | STD<br>0.50<br>0.75<br>1.00<br>1.50<br><br>STD<br>0.25<br>0.50<br>0.75<br>1.00<br>1.50                                    |

| YEAR          | CC   | CID | LITER | CYL | ENGINE                       | MODEL  | BORE           | GRV                  | RING TYPE  | HAST SET   | CYL SET | SIZE  |
|---------------|------|-----|-------|-----|------------------------------|--|----------------|----------------------|--|--|---------|---|
|               |      |     |       |     |                              |  |                |                      |  |  |         |   |
|               | CC   | CID | LTR   |     |                              |  |                |                      |  | Set #  |         |   |
| <b>NISSAN</b> |      |     |       |     |                              |  |                |                      |  |  |         |   |
| 1986-93       | 1998 |     | 2.0 L | 6   | VG20E, VG20ET, RB20DET       | Skyline  | 78.00<br>3.071 | 1.50<br>1.50<br>2.80 | 032 BF PC GI<br>102 T PC GI<br>861 FV CR<br>732 FV CR<br><br>363 BF CR GI<br>102 T PC GI<br>861 FV CR<br>732 FV CR   | 6240<br>6240010<br>6240020<br>6240030<br>6240040<br><br>2C6240<br>2C6240010<br>2C6240020<br>2C6240030<br>2C6240040   | 6       | STD<br>0.25<br>0.50<br>0.75<br>1.00<br><br>STD<br>0.25<br>0.50<br>0.75<br>1.00  |
| 2000-On       | 2184 |     | 2.2 L | 4   | YD22ETI, YD22DDTI<br>YD22DDT | Almera, Primera, X-Trail                                   | 86.00<br>3.386 | 2.00<br>2.00<br>3.00 | 385 HKST SS GI<br>135 T PC GI<br>203 CF GN SS<br>881 2PCO  | 2D7809   | 4       | STD   |
| 1981-84       | 2187 |     | 2.2 L | 4   | Z22, Z22E                    | 720, 200SX/S100  | 87.00<br>3.425 | 1.50<br>1.50<br>4.00 | 102 T PC GI<br>102 T PC GI<br>058 FV CR<br>732 FV CR<br><br>362 BF 3CR GI<br>102 T PC GI<br>058 FV CR<br>732 FV CR<br><br>327 BF PM GI<br>102 T PC GI<br>058 FV CR<br>732 FV CR        | 6149<br>6149010<br>6149020<br>6149030<br>6149040<br>6149060<br><br>2C6149<br>2C6149010<br>2C6149020<br>2C6149030<br>2C6149040<br><br>2M6149<br>2M6149010<br>2M6149020<br>2M6149030<br>2M6149040              | 4       | STD<br>0.25<br>0.50<br>0.75<br>1.00<br>1.50<br><br>STD<br>0.25<br>0.50<br>0.75<br>1.00<br><br>STD<br>0.25<br>0.50<br>0.75<br>1.00         |
| 2002-On       | 2188 |     | 2.2 L | 4   | G9T                          | 720, 722, 750<br><b>Turbo Diesel</b>                       | 87.00<br>3.425 | 3.00<br>1.75<br>2.50 | 228 HKST PM DI<br>209 RVT PC DI<br>204 CF CR DI<br>881 2PCO  | 2M7349   | 1       | STD   |
| 1998-04       | 2389 |     | 2.4 L | 4   | KA24DE<br><b>DOHC</b>        | Altima, Frontier,<br>Xterra                                | 89.00<br>3.504 | 1.20<br>1.20<br>2.50 | 398 BF CR S<br>126 RVT PC GI<br>995 FV CR<br>732 FV CR   | 2C5099<br>2C5099010<br>2C5099020<br>2C5099030<br>2C5099040   | 4       | STD<br>0.25<br>0.50<br>0.75<br>1.00   |
| 1989-98       | 2389 |     | 2.4 L | 4   | KA24D, KA24DE,<br>KA24E      | Altima<br>240SX<br>Axxess, 240SX<br>Pickup, Stanza,<br>Van | 89.00<br>3.504 | 1.50<br>1.50<br>2.80 | 032 BF PC GI<br>126 RVT PC GI<br>861 FV CR<br>732 FV CR<br><br>363 BF CR GI<br>126 RVT PC GI<br>861 FV CR<br>732 FV CR   | 4660<br>4660010<br>4660020<br>4660030<br>4660040<br><br>2C4660<br>2C4660010<br>2C4660020<br>2C4660030<br>2C4660040<br>2C4660060  | 4       | STD<br>0.25<br>0.50<br>0.75<br>1.00<br><br>STD<br>0.25<br>0.50<br>0.75<br>1.00<br>1.50  |
| 1984-90       | 2389 |     | 2.4 L | 4   | Z24I                         | D21 Pickup,<br>Pathfinder/WD21,<br>Van/GC22, 720           | 89.00<br>3.504 | 2.00<br>1.50<br>4.00 | 032 BF PC GI<br>126 RVT PC GI<br>056 FV CR<br>732 FV CR<br><br>362 BF 3CR GI<br>126 RVT PC GI<br>056 FV CR<br>732 FV CR<br><br>327 BF PM GI<br>126 RVT PC GI<br>056 FV CR<br>732 FV CR | 4452<br>4452010<br>4452020<br>4452030<br>4452040<br>4452060<br><br>2C4452<br>2C4452010<br>2C4452020<br>2C4452030<br>2C4452040<br>2C4452060<br><br>2M4452<br>2M4452010<br>2M4452020<br>2M4452030<br>2M4452040 | 4       | STD<br>0.25<br>0.50<br>0.75<br>1.00<br>1.50<br><br>STD<br>0.25<br>0.50<br>0.75<br>1.00<br>1.50<br><br>STD<br>0.25<br>0.50<br>0.75<br>1.00 |

| YEAR               | CC           | CID | LITER          | CYL    | ENGINE           | MODEL  | BORE           | GRV                  | RING TYPE  | HAST SET  | CYL SET | SIZE  |
|--------------------|--------------|-----|----------------|--------|------------------|--|----------------|----------------------|--|---|---------|---|
|                    |              |     |                |        |                  |  |                |                      |  |   |         |   |
|                    | CC           | CID | LITER          |        |                  |  |                |                      |  | Set #   |         |   |
| <b>NISSAN</b>      |              |     |                |        |                  |  |                |                      |  |   |         |   |
| 1983-84            | 2389         |     | 2.4 L          | 4      | Z24              | 720  | 89.00<br>3.504 | 1.50<br>1.50<br>4.00 | 032 BF PC GI<br>126 RVT PC GI<br>056 FV CR<br>732 FV CR<br><br>363 BF CR GI<br>126 RVT PC GI<br>056 FV CR<br>732 FV CR   | 5673<br>5673020<br>5673030<br>5673040<br><br>2C5673<br>2C5673020<br>2C5673030<br>2C5673040  | 4       | STD<br>0.50<br>0.75<br>1.00<br><br>STD<br>0.50<br>0.75<br>1.00                                    |
| 1982-85            | 2393         |     | 2.4 L          | 6      | L24E             | Maxima   | 83.00<br>3.268 | 1.50<br>1.50<br>4.00 | 032 BF PC GI<br>126 RVT PC GI<br>058 FV CR<br>732 FV CR<br><br>362 BF 3CR GI<br>126 RVT PC GI<br>058 FV CR<br>732 FV CR<br><br>327 BF PM GI<br>126 RVT PC GI<br>058 FV CR<br>732 FV CR | 6162<br>6162020<br>6162030<br>6162040<br><br>2C6162<br>2C6162020<br>2C6162030<br>2C6162040<br><br>2M6162<br>2M6162020<br>2M6162030<br>2M6162040 | 6       | STD<br>0.50<br>0.75<br>1.00<br><br>STD<br>0.50<br>0.75<br>1.00<br><br>STD<br>0.50<br>0.75<br>1.00 |
| 1981               | 2393         |     | 2.4 L          | 6      | L24E             | 810  | 83.00<br>3.268 | 1.50<br>2.00<br>4.00 | 032 BF PC GI<br>401 SCRPP PC GI<br>860 FV CR<br>732 FV CR<br><br>362 BF 3CR GI<br>401 SCRPP PC GI<br>860 FV CR<br>732 FV CR  | 6148<br>6148020<br>6148030<br>6148040<br><br>2C6148<br>2C6148020<br>2C6148030<br>2C6148040  | 6       | STD<br>0.50<br>0.75<br>1.00<br><br>STD<br>0.50<br>0.75<br>1.00                                    |
| 1970-80<br>1978-80 | 2393<br>2565 |     | 2.4 L<br>2.6 L | 6<br>6 | L24<br>L26       | 240Z/S30 , 810<br>260Z/S30   | 83.00<br>3.268 | 2.00<br>2.00<br>4.00 | 032 BF PC GI<br>401 SCRPP PC GI<br>058 FV CR<br>732 FV CR<br><br>362 BF 3CR GI<br>401 SCRPP PC GI<br>058 FV CR<br>732 FV CR  | 6856<br>6856010<br>6856020<br>6856030<br>6856040<br><br>2C6856<br>2C6856010<br>2C6856020<br>2C6856030<br>2C6856040                              | 6       | STD<br>0.25<br>0.50<br>0.75<br>1.00<br><br>STD<br>0.25<br>0.50<br>0.75<br>1.00                    |
| 2007-17            | 2488         |     | 2.5 L          | 4      | QR25DE<br>DOHC   | Altima, Rouge, Sentra<br>w/2.00mm oil grv.   | 89.00<br>3.504 | 1.20<br>1.20<br>2.00 | 398 BF CR S<br>126 RVT PC GI<br>990 FV CR<br>732 FV CR   | 2C4516<br>2C4516010<br>2C4516020<br>2C4516030<br>2C4516040  | 4       | STD<br>0.25<br>0.50<br>0.75<br>1.00   |
| 2002-17            | 2488         |     | 2.5 L          | 4      | QR25DE<br>DOHC   | Altima, Frontier, Sentra<br>w/2.50mm oil grv.  | 89.00<br>3.504 | 1.20<br>1.20<br>2.50 | 398 BF CR S<br>126 RVT PC GI<br>995 FV CR<br>732 FV CR   | 2C5099<br>2C5099010<br>2C5099020<br>2C5099030<br>2C5099040  | 4       | STD<br>0.25<br>0.50<br>0.75<br>1.00   |
| 1983-88            | 2488         |     | 2.5 L          | 4      | SD23, SD25       | <b>Diesel Eng</b>  | 89.00<br>3.504 | 2.50<br>2.00<br>4.50 | 376 BF CR DI<br>126 RVT PC GI<br>553 CF CR GI<br>881 2PCO  | 2D5674<br>2D567450<br>2D567475<br>2D5674100   | 4       | STD<br>0.50<br>0.75<br>1.00   |
| 2002-On            | 2463         |     | 2.5 L          | 4      | G9U 720, G9U 730 | Interstar, Primastar<br><b>Turbo Diesel</b>  | 89.00<br>3.504 | 2.50<br>1.75<br>2.50 | 230 TBF PM DI<br>209 RVT PC DI<br>204 CF CR DI<br>881 2PCO   | 2M7423  | 1       | STD   |
| 2002-03            | 2463         |     | 2.5 L          | 4      | G9U 720, G9U 730 | Interstar, Primastar<br><b>Turbo Diesel</b>  | 89.00<br>3.504 | 3.00<br>1.75<br>2.50 | 228 HKST PM DI<br>218 TF PC DI<br>204 CF CR DI<br>881 2PCO   | 2M7328  | 1       | STD   |
| 1999-11            | 2488         |     | 2.5 L          | 4      | YD25 DDTi        | Bassara, Cabstar,<br>Fontier, Navara,<br>Pathfinder, Presage,<br>D22 Diesel<br><b>Diesel Eng</b> | 89.00<br>3.504 | 2.00<br>2.00<br>3.00 | 389 HKST BF PM GI<br>135 T PC GI<br>203 CF GN SS<br>881 2PCO   | 2D7531<br>2D753150  | 4       | STD<br>0.50   |



| YEAR          | CC   | CID | LITER | CYL | ENGINE                | MODEL   | BORE           | GRV                  | RING TYPE  | HAST SET  | CYL SET | SIZE  |
|---------------|------|-----|-------|-----|-----------------------|---|----------------|----------------------|--|---|---------|---|
|               |      |     |       |     |                       |   |                |                      |  |   |         |   |
| <b>NISSAN</b> |      |     |       |     |                       |   |                |                      |  |   |         |   |
|               |      |     | 2.5 L | 4   |                       | H25 Model Forklift  | 92.00<br>3.622 | 2.00<br>2.50<br>4.00 | 032 BF PC GI<br>126 RVT PC GI<br>870 FV CR<br>732 FV CR<br><br>362 BF 3CR GI<br>126 RVT PC GI<br>870 FV CR<br>732 FV CR<br><br>327 BF PM GI<br>126 RVT PC GI<br>870 FV CR<br>732 FV CR | 5645<br>5645010<br>5645020<br>5645030<br>5645040<br>5645060<br><br>2C5645<br>2C5645010<br>2C5645020<br>2C5645030<br>2C5645040<br>2C5645060<br><br>2M5645<br>2M5645010<br>2M5645020<br>2M5645030<br>2M5645040<br>2M5645060 | 4       | STD<br>0.25<br>0.50<br>0.75<br>1.00<br>1.50<br><br>STD<br>0.25<br>0.50<br>0.75<br>1.00<br>1.50<br><br>STD<br>0.25<br>0.50<br>0.75<br>1.00<br>1.50 |
| 1981-83       | 2753 |     | 2.8 L | 6   | L28E                  | 280ZX<br>w/o Turbo  | 86.00<br>3.386 | 1.50<br>2.00<br>4.00 | 032 BF PC GI<br>126 RVT PC GI<br>056 FV CR<br>732 FV CR<br><br>362 BF 3CR GI<br>126 RVT PC GI<br>056 FV CR<br>732 FV CR  | 6142<br>6142020<br>6142030<br>6142040<br><br>2C6142<br>2C6142020<br>2C6142030<br>2C6142040<br>2C6142060   | 6       | STD<br>0.50<br>0.75<br>1.00<br><br>STD<br>0.50<br>0.75<br>1.00<br>1.50  |
| 1981-83       | 2753 |     | 2.8 L | 6   | L28ET                 | 280ZX<br>Incl Turbo   | 86.00<br>3.386 | 1.50<br>2.00<br>4.00 | 376 BF CR DI<br>126 RVT PC GI<br>056 FV CR<br>732 FV CR  | 2C6150<br>2C6150020<br>2C6150030<br>2C6150040   | 6       | STD<br>0.50<br>0.75<br>1.00   |
| 1975-80       | 2753 |     | 2.8 L | 6   | L28, L28E             | ZX/S130<br>Z/S30  | 86.00<br>3.386 | 2.00<br>2.00<br>4.00 | 032 BF PC GI<br>126 RVT PC GI<br>860 FV CR<br>732 FV CR<br><br>362 BF 3CR GI<br>126 RVT PC GI<br>860 FV CR<br>732 FV CR  | 4394<br>4394020<br>4394030<br>4394040<br>4394060<br><br>2C4394<br>2C4394020<br>2C4394030<br>2C4394040   | 6       | STD<br>0.50<br>0.75<br>1.00<br>1.50<br><br>STD<br>0.50<br>0.75<br>1.00  |
|               | 2825 |     | 2.8 L | 6   | RD28, RD28T           | <b>Diesel Eng</b>   | 85.00<br>3.346 | 2.00<br>2.00<br>4.00 | 376 BF CR DI<br>126 RVT PC GI<br>553 CF CR GI<br>881 2PCO  | 2D5058  | 6       | STD   |
| 1985-95       | 2960 |     | 3.0 L | 6   | VG30i, VG30E          | D21 Pickup, Laurel<br>Pathfinder, Terrano,  | 87.00<br>3.425 | 2.00<br>1.50<br>2.80 | 362 BF 3CR GI<br>126 RVT PC GI<br>861 FV CR<br>732 FV CR   | 2C6239<br>2C6239020<br>2C6239030<br>2C6239040   | 6       | STD<br>0.50<br>0.75<br>1.00   |
| 1984-98       | 2960 |     | 3.0 L | 6   | VG30E, VG30ET         | 300ZX/Z31<br>200 SX/S12<br>Maxima, Pickup<br>Pathfinder, Quest<br><b>incl Turbo</b> | 87.00<br>3.425 | 1.50<br>1.50<br>2.80 | 032 BF PC GI<br>126 RVT PC GI<br>861 FV CR<br>732 FV CR<br><br>335 T PM DI<br>126 RVT PC GI<br>861 FV CR<br>732 FV CR  | 6196<br>6196020<br>6196030<br>6196040<br><br>2M6196<br>2M6196020<br>2M6196030<br>2M6196040  | 6       | STD<br>0.50<br>0.75<br>1.00<br><br>STD<br>0.50<br>0.75<br>1.00  |
| 1995-01       | 2987 |     | 3.0 L | 6   | VQ30DE<br><b>DOHC</b> | V6 Maxima   | 93.00<br>3.661 | 1.20<br>1.20<br>2.50 | 398 BF CR S<br>126 RVT PC GI<br>995 FV CR<br>732 FV CR<br><br>397 BF PM S<br>126 RVT PC GI<br>995 FV CR<br>732 FV CR   | 2C4781<br>2C4781010<br>2C4781020<br>2C4781030<br>2C4781040<br><br>2M4781<br>2M4781010<br>2M4781020<br>2M4781030<br>2M4781040  | 6       | STD<br>0.25<br>0.50<br>0.75<br>1.00<br><br>STD<br>0.25<br>0.50<br>0.75<br>1.00  |














| YEAR          | CC   | CID | LITER | CYL | ENGINE                | MODEL  | BORE           | GRV                  | RING TYPE  | HAST SET  | CYL SET | SIZE  |
|---------------|------|-----|-------|-----|-----------------------|--|----------------|----------------------|--|---|---------|---|
|               |      |     |       |     |                       |  |                |                      |  |   |         |   |
| <b>NISSAN</b> |      |     |       |     |                       |  |                |                      |  |   |         |   |
|               | 2962 |     | 3.0 L | 6   | RB30E                 | Skyline                                      | 86.00<br>3.386 | 1.50<br>1.50<br>2.80 | 032 BF PC GI<br>435 SCRPP PC GI<br>861 FV CR<br>732 FV CR  | 4754<br>4754020<br>4754040  | 6       | STD<br>0.50<br>1.00                         |
|               |      |     |       |     |                       |  |                |                      | 376 BF CR DI<br>435 SCRPP PC GI<br>861 FV CR<br>732 FV CR  | 2C4754<br>2C4754020   | 6       | STD<br>0.50                                 |
|               |      |     |       |     |                       |  |                |                      | 397 BF PM S<br>435 SCRPP PC GI<br>861 FV CR<br>732 FV CR   | 2M4754<br>2M4754020<br>2M4754030<br>2M4754040                           | 6       | STD<br>0.50<br>0.75<br>1.00                 |
| 1996-04       | 3275 |     | 3.3 L | 6   | VG33                  | Pathfinder, QX4                              | 91.50<br>3.602 | 1.50<br>1.50<br>2.80 | 362 BF 3CR GI<br>126 RVT PC GI<br>997 FV CR<br>732 FV CR   | 2C4899<br>2C4899010<br>2C4899020<br>2C4899030<br>2C4899040              | 6       | STD<br>0.25<br>0.50<br>0.75<br>1.00         |
| 2007-12       | 3498 |     | 3.5 L | 6   | VQ35HR, VQ35DE        | 24V Altima, Maxima,<br>Murano, 350Z Roadster | 95.50<br>3.760 | 1.20<br>1.20<br>2.00 | 398 BF CR S<br>126 RVT PC GI<br>991 FV CR<br>005 FV CR     | 2C5293<br>2C5293010<br>2C5293020<br>2C5293030<br>2C5293040              | 6       | STD<br>0.25<br>0.50<br>0.75<br>1.00         |
| 2009-14       | 3699 |     | 3.7 L | 6   | VQ37VHR               | 370 Z  |                |                      |  |   |         |   |
| 2005-12       | 3954 |     | 4.0 L | 6   | VQ40DE<br><b>DOHC</b> | Frontier, Pathfinder,<br>Xterra              |                |                      |  |   |         |   |
| 2001-10       | 3498 |     | 3.5 L | 6   | VQ35DE                | Altima, Maxima                               | 95.50          | 1.20                 | 398 BF CR S  | 2C5112  | 6       | STD   |
| 2005-11       | 3954 |     | 4.0 L | 6   | VQ40DE<br><b>DOHC</b> | Pathfinder, Xterra                           | 3.760          | 1.20<br>2.50         | 126 RVT PC GI<br>995 FV CR<br>732 FV CR                    | 2C5112010<br>2C5112020<br>2C5112030<br>2C5112040                        | 6       | 0.25<br>0.50<br>0.75<br>1.00                |
| 1963-82       | 3956 |     | 4.0 L | 6   | P, P40                | Patrol, Forklift                             | 85.70<br>3.374 | 2.50<br>2.50<br>4.75 | 032 BF PC GI<br>401 SCRPP PC GI<br>871 FV CR<br>732 FV CR  | 5738<br>5738010<br>5738020<br>5738030<br>5738040<br>5738060             | 6       | STD<br>0.25<br>0.50<br>0.75<br>1.00<br>1.50 |
|               |      |     |       |     |                       |  |                |                      | 362 BF 3CR GI<br>401 SCRPP PC GI<br>871 FV CR<br>732 FV CR | 2C5738<br>2C5738010<br>2C5738020<br>2C5738030<br>2C5738040<br>2C5738060 | 6       | STD<br>0.25<br>0.50<br>0.75<br>1.00<br>1.50 |
| 1987-On       | 4169 |     | 4.2 L | 6   | TD42                  | Patrol Australian<br><b>Diesel Eng</b>       | 96.00<br>3.779 | 2.50<br>2.00<br>4.00 | 363 BF CR GI<br>126 RVT PC GI<br>553 CF CR GI<br>881 2PCO  | 2D4939  | 6       | STD   |
| 1987-On       | 4169 |     | 4.2 L | 6   | TB42, TB42S           | Patrol Australian                            | 96.00<br>3.779 | 2.00<br>2.00<br>4.00 | 032 BF PC GI<br>126 RVT PC GI<br>056 FV CR<br>732 FV CR    | 4938<br>4938020<br>4938040  | 6       | STD<br>0.50<br>1.00                         |
|               |      |     |       |     |                       |  |                |                      | 327 BF PM GI<br>126 RVT PC GI<br>056 FV CR<br>732 FV CR    | 2M4938<br>2M4938020<br>2M4938030<br>2M4938040<br>2M4938060              | 6       | STD<br>0.50<br>0.75<br>1.00<br>1.50         |
|               |      |     |       | 6   | TB45DE, TB48DE        | Gas Eng.                                     | 99.50<br>3.917 | 2.00<br>1.50<br>4.00 | 032 BF PC GI<br>126 RVT PC GI<br>056 FV CR<br>732 FV CR    | 4532<br>4532020<br>4532040  | 6       | STD<br>0.50<br>1.00                         |
|               |      |     |       |     |                       |  |                |                      | 335 T PM DI<br>126 RVT PC GI<br>056 FV CR<br>732 FV CR     | 2M4532<br>2M4532020<br>2M4532040  | 6       | STD<br>0.50<br>1.00                         |














| YEAR               | CC           | CID | LITER          | CYL    | ENGINE  | MODEL                                      | BORE            | GRV                  | RING TYPE  | HAST SET   | CYL SET | SIZE   |
|--------------------|--------------|-----|----------------|--------|---|--|-----------------|----------------------|--|--|---------|--|
|                    |              |     |                |        |   |  |                 |                      |  |  |         |  |
|                    | CC           | CID | LTR            |        |   |  |                 |                      |  | Set #  |         |  |
| <b>NISSAN</b>      |              |     |                |        |   |  |                 |                      |  |  |         |  |
| 2004-15            | 5552         |     | 5.6 L          | 8      | VK56, VK56DE, QX56<br><b>DOHC Vin: U</b>            | Armada, Titan                              | 98.00<br>3.858  | 1.50<br>1.50<br>2.50 | 032 BF PC GI<br>126 RVT PC GI<br>995 FV CR<br>732 FV CR<br><br>327 BF PM GI<br>126 RVT PC GI<br>995 FV CR<br>732 FV CR     | 5188<br>5188020<br>5188030<br>5188040<br><br>2M5188<br>2M5188020<br>2M5188030<br>2M5188040   | 8       | STD<br>0.50<br>0.75<br>1.00<br><br>STD<br>0.50<br>0.75<br>1.00                                 |
|                    | 5654         |     | 5.7 L          | 6      | ED6, FD6  |  | 100.00<br>3.937 | 3.00<br>2.00<br>4.50 | 335 T PM DI<br>126 RVT PC GI<br>860 FV CR<br>732 FV CR   | 2M4267<br>2M4267020  | 6       | STD<br>0.50  |
| <b>SSANGYONG</b>   |              |     |                |        |   |  |                 |                      |  |  |         |  |
|                    | 1998         |     | 2.0 L          | 4      | D20DT<br>DOHC                                       | 16v<br><b>Diesel Eng</b>                   | 86.20<br>3.394  | 2.50<br>2.00<br>3.00 | 227 FKST CR DI<br>202 TTF PC DI<br>204 CF CR DI<br>881 2PCO  | 2C7498   | 1       | STD  |
| 1995-On<br>1996-On | 2299<br>2874 |     | 2.3 L<br>2.9 L | 4<br>5 | OM601.940<br>OM662, OM 662.940                      | <b>Diesel Eng</b>                          | 89.00<br>3.504  | 2.50<br>2.00<br>3.00 | 244 TBF CR DI<br>229 TTF PC DI<br>204 CF CR DI<br>881 2PCO   | 2C7292   | 1       | STD  |
| 1997-201           | 2295         |     | 2.3 L          | 4      | M 111.970,<br>M 111.974,<br>M 161.970,<br>M 161.974 | Chairman, Korando,<br>Musso, Actyon, Kyron | 90.90<br>3.579  | 1.50<br>1.75<br>3.00 | 326 TBF GN SS<br>406 N PC DI<br>203 CF GN SS<br>881 2PCO   | 2N7442<br>2N744225<br>2N744250   | 4       | STD<br>0.25<br>0.50  |
| <b>SUBARU</b>      |              |     |                |        |   |  |                 |                      |  |  |         |  |
|                    | 544          |     | 0.5 L          | 2      | EK23  | Rex, Sanba                                 | 76.00<br>2.992  | 1.50<br>1.50<br>2.80 | 032 BF PC GI<br>126 RVT PC GI<br>861 FV CR<br>732 FV CR<br><br>362 BF 3CR GI<br>126 RVT PC GI<br>861 FV CR<br>732 FV CR    | 6153<br>6153010<br>6153020<br>6153030<br>6153040<br><br>2C6153<br>2C6153010<br>2C6153020<br>2C6153030<br>2C6153040                         | 2       | STD<br>0.25<br>0.50<br>0.75<br>1.00<br><br>STD<br>0.25<br>0.50<br>0.75<br>1.00                 |
|                    | 700          |     | 0.7 L          | 2      | EK42  | Subaru Rex,<br>Sambar/700                  | 78.00<br>3.071  | 1.20<br>1.50<br>2.80 | 398 BF CR S<br>126 RVT PC GI<br>861 FV CR<br>732 FV CR   | 2C4692<br>2C4692020<br>2C4692030<br>2C4692040  | 2       | STD<br>0.50<br>0.75<br>1.00  |
| 1967-69            | 997          |     | 1.0 L          | 4      | A12   | Subaru 1000                                | 72.00<br>2.835  | 2.00<br>2.00<br>4.00 | 362 BF 3CR GI<br>401 SCRPP PC GI<br>056 FV CR<br>732 FV CR   | 2C6752   | 4       | STD  |
| 1983-95<br>1987-93 | 997<br>1189  |     | 1.0 L<br>1.2 L | 3<br>3 | EF10<br>EF12  | Justy<br>Justy                             | 78.00<br>3.071  | 1.20<br>1.50<br>2.80 | 398 BF CR S<br>126 RVT PC GI<br>861 FV CR<br>732 FV CR   | 2C4778<br>2C4778010<br>2C4778020<br>2C4778030<br>2C4778040   | 3       | STD<br>0.25<br>0.50<br>0.75<br>1.00  |
| 1970-72            | 1088         |     | 1.1 L          | 4      | EA61  | Subaru FF-1,<br>Star and Subaru G          | 76.00<br>2.992  | 2.00<br>2.00<br>4.00 | 102 T PC GI<br>401 SCRPP PC GI<br>058 FV CR<br>732 FV CR<br><br>362 BF 3CR GI<br>401 SCRPP PC GI<br>058 FV CR<br>732 FV CR | 4266<br>4266010<br>4266020<br>4266030<br>4266040<br>4266060<br><br>2C4266<br>2C4266010<br>2C4266020<br>2C4266030<br>2C4266040<br>2C4266060 | 4       | STD<br>0.25<br>0.50<br>0.75<br>1.00<br>1.50<br><br>STD<br>0.25<br>0.50<br>0.75<br>1.00<br>1.50 |
| 2003-On            | 1248         |     | 1.3 L          | 4      | Z13DT   | Justy<br><b>Diesel Eng</b>                 | 69.60<br>2.740  | 2.00<br>1.50<br>2.00 | 205 BF CR DI<br>206 TF PC DI<br>248 CF CR<br>881 2PCO  | 2D7101<br>2D710140<br>2D710160   | 1       | STD<br>0.40<br>0.60  |

| YEAR               | CC           | CID | LITER          | CYL    | ENGINE                    | MODEL  | BORE           | GRV                  | RING TYPE  | HAST SET  | CYL SET | SIZE  |
|--------------------|--------------|-----|----------------|--------|---------------------------|--|----------------|----------------------|--|---|---------|---|
|                    |              |     |                |        |                           |  |                |                      |  |   |         |   |
|                    | CC           | CID | LITER          |        |                           |  |                |                      |  | Set #   |         |   |
| <b>SUBARU</b>      |              |     |                |        |                           |  |                |                      |  |   |         |   |
| 1971-73            | 1267         |     | 1.3 L          | 4      | EA62, E62S                | 1300DL, GL   | 82.00<br>3.228 | 2.00<br>2.00<br>4.00 | 032 BF PC GI<br>126 RVT PC GI<br>056 FV CR<br>732 FV CR<br><br>362 BF 3CR GI<br>126 RVT PC GI<br>056 FV CR<br>732 FV CR  | 4294<br>4294020<br>4294030<br>4294040<br>4294060<br><br>2C4294<br>2C4294010<br>2C4294020<br>2C4294030<br>2C4294040<br>2C4294060   | 4       | STD<br>0.50<br>0.75<br>1.00<br>1.50<br><br>STD<br>0.25<br>0.50<br>0.75<br>1.00<br>1.50                            |
| 1979-91            | 1298         |     | 1.3 L          | 4      | EA65                      | Leone, Loyale II 1300  | 83.00<br>3.268 | 1.20<br>1.50<br>4.00 | 398 BF CR S<br>126 RVT PC GI<br>056 FV CR<br>732 FV CR   | 2C4446<br>2C4446010<br>2C4446020<br>2C4446030<br>2C4446040  | 4       | STD<br>0.25<br>0.50<br>0.75<br>1.00   |
| 1973-76            | 1361         |     | 1.4 L          | 4      |                           | 1400 DL, GF, GL  | 85.00<br>3.346 | 2.00<br>2.00<br>4.00 | 032 BF PC GI<br>401 SCR PC GI<br>056 FV CR<br>732 FV CR<br><br>362 BF 3CR GI<br>401 SCR PC GI<br>056 FV CR<br>732 FV CR  | 6872<br>6872020<br>6872030<br>6872040<br>6872060<br><br>2C6872<br>2C6872020<br>2C6872030<br>2C6872040<br>2C6872060  | 4       | STD<br>0.50<br>0.75<br>1.00<br>1.50<br><br>STD<br>0.50<br>0.75<br>1.00<br>1.50                                    |
| 1979-91<br>1980-94 | 1595<br>1781 |     | 1.6 L<br>1.8 L | 4<br>4 | EA71<br>EA81, EA82, EA82T | 1600 DL, GL, GLF<br>Brat 1800<br>1800 GL, GLF<br>XT 1800<br><b>Incl. Turbo</b> | 92.00<br>3.622 | 1.20<br>1.50<br>4.00 | 398 BF CR S<br>401 SCR PC GI<br>056 FV CR<br>732 FV CR   | 2C5657<br>2C5657010<br>2C5657020<br>2C5657030<br>2C5657040  | 4       | STD<br>0.25<br>0.50<br>0.75<br>1.00   |
| 1975-83<br>1975-79 | 1595<br>1781 |     | 1.6 L<br>1.8 L | 4<br>4 | EA71<br>EA81              | Leone<br>Leone   | 92.00<br>3.622 | 2.00<br>2.00<br>4.00 | 032 BF PC GI<br>401 SCR PC GI<br>056 FV CR<br>732 FV CR<br><br>362 BF 3CR GI<br>401 SCR PC GI<br>056 FV CR<br>732 FV CR<br><br>327 BF PM GI<br>401 SCR PC GI<br>056 FV CR<br>732 FV CR | 5364<br>5364010<br>5364020<br>5364030<br>5364040<br><br>2C5364<br>2C5364010<br>2C5364020<br>2C5364030<br>2C5364040<br><br>2M5364<br>2M5364020<br>2M5364030<br>2M5364040 | 4       | STD<br>0.25<br>0.50<br>0.75<br>1.00<br><br>STD<br>0.25<br>0.50<br>0.75<br>1.00<br><br>STD<br>0.50<br>0.75<br>1.00 |
| 1993-On            | 1820         |     | 1.8 L          | 4      | EJ18                      | Impreza  | 87.90<br>3.461 | 1.20<br>1.50<br>3.00 | 398 BF CR S<br>126 RVT PC GI<br>997 FV CR<br>732 FV CR   | 2C4817<br>2C4817010<br>2C4817020<br>2C4817030<br>2C4817040  | 4       | STD<br>0.25<br>0.50<br>0.75<br>1.00   |
| 2002-05            | 1994         |     | 2.0 L          | 4      | EJ20<br><b>DOHC</b>       | Impreza<br><b>incl. Turbo<br/>w/2.5mm oil rings</b>                            | 92.00<br>3.622 | 1.20<br>1.20<br>2.50 | 398 BF CR S<br>126 RVT PC GI<br>995 FV CR<br>732 FV CR   | 2C5134<br>2C5134020<br>2C5134030<br>2C5134040   | 4       | STD<br>0.50<br>0.75<br>1.00   |
| 1993-On            | 2000         |     | 2.0 L          | 4      | EJ20, EJ20T               | Impreza<br>Forester<br><b>Incl. Turbo</b>                                      | 92.00<br>3.622 | 1.20<br>1.50<br>3.00 | 398 BF CR S<br>126 RVT PC GI<br>054 FV CR<br>005 FV CR   | 2C5027<br>2C5027020<br>2C5027040  | 4       | STD<br>0.50<br>1.00   |
| 2000-On            | 2212         |     | 2.2 L          | 4      | EJ22                      | Legacy   | 96.90<br>3.815 | 1.20<br>1.20<br>2.50 | 398 BF CR S<br>126 RVT PC GI<br>995 FV CR<br>732 FV CR   | 2C5167<br>2C5167020<br>2C5167030  | 4       | STD<br>0.50<br>0.75   |
| 1990-99            | 2212         |     | 2.2 L          | 4      | EJ22E                     | Legacy   | 97.00<br>3.819 | 1.20<br>1.50<br>3.00 | 398 BF CR S<br>126 RVT PC GI<br>054 FV CR<br>732 FV CR   | 2C4707<br>2C4707020<br>2C4707030<br>2C4707040   | 4       | STD<br>0.50<br>0.75<br>1.00   |














| YEAR          | CC   | CID | LITER | CYL | ENGINE                     | MODEL  | BORE           | GRV                  | RING TYPE  | HAST SET  | CYL SET | SIZE  |
|---------------|------|-----|-------|-----|----------------------------|--|----------------|----------------------|--|---|---------|---|
|               |      |     |       |     |                            |  |                |                      |  |   |         |   |
| <b>SUBARU</b> |      |     |       |     |                            |  |                |                      |  |   |         |   |
| 2005-14       | 2457 |     | 2.5 L | 4   | EJ257<br><b>DOHC/SOHC</b>  | WRX Sti<br><b>w/2.0mm oil grv.</b>                       | 99.50<br>3.917 | 1.20<br>1.20<br>2.00 | 398 BF CR S<br>126 RVT PC GI<br>989 FV CR<br>732 FV CR   | 2C5219<br>2C5219020<br>2C5219030<br>2C5219040                           | 4       | STD<br>0.50<br>0.75<br>1.00                 |
| 1999-12       | 2458 |     | 2.5 L | 4   | EJ255<br><b>SOHC</b>       | 16V<br><b>w/2.5mm oil grv</b>                            | 99.50<br>3.917 | 1.20<br>1.20<br>2.50 | 398 BF CR S<br>126 RVT PC GI<br>995 FV CR<br>732 FV CR   | 2C5140<br>2C5140010<br>2C5140020<br>2C5140030<br>2C5140040              | 4       | STD<br>0.25<br>0.50<br>0.75<br>1.00         |
| 1996-99       | 2457 |     | 2.5 L | 4   | EJ25, EJ25D                | Impreza, Legacy  | 99.50<br>3.917 | 1.20<br>1.50<br>2.80 | 398 BF CR S<br>126 RVT PC GI<br>861 FV CR<br>732 FV CR   | 2C4957<br>2C4957010<br>2C4957020<br>2C4957030<br>2C4957040              | 4       | STD<br>0.25<br>0.50<br>0.75<br>1.00         |
| 2005-10       | 2999 |     | 3.0 L | 6   | EZ30, EZ30D<br><b>DOHC</b> | Legacy, Outback H6,<br>Tribeca<br><b>w/2.5mm oil grv</b> | 89.20<br>3.512 | 1.20<br>1.20<br>2.50 | 398 BF CR S<br>126 RVT PC GI<br>995 FV CR<br>005 FV CR   | 2C5863<br>2C5863020   | 6       | STD<br>0.50                                 |
| 1991-97       | 3318 |     | 3.3 L | 6   | EJ33                       | SVX  | 96.90<br>3.815 | 1.50<br>1.50<br>3.00 | 032 BF PC GI<br>126 RVT PC GI<br>997 FV CR<br>732 FV CR  | 4777<br>4777020<br>4777030<br>4777040                                   | 6       | STD<br>0.50<br>0.75<br>1.00                 |
|               |      |     |       |     |                            |  |                |                      | 363 BF CR GI<br>126 RVT PC GI<br>997 FV CR<br>732 FV CR  | 2C4777<br>2C4777020<br>2C4777030<br>2C4777040                           | 6       | STD<br>0.50<br>0.75<br>1.00                 |
| 2008-14       | 3629 |     | 3.6 L | 6   | EZ36D<br><b>DOHC FI</b>    | Legacy, Outback,<br>Tribeca                              | 92.00<br>3.622 | 1.20<br>1.20<br>2.00 | 398 BF CR S<br>126 RVT PC GI<br>991 FV CR<br>005 FV CR   | 2C5877<br>2C5877020   | 6       | STD<br>0.50                                 |
| <b>SUZUKI</b> |      |     |       |     |                            |  |                |                      |  |   |         |   |
| 1981-On       | 543  |     | 0.5 L | 3   | F5A                        | Alto/Carry 600   | 62.00<br>2.441 | 1.50<br>1.50<br>2.80 | 362 BF 3CR GI<br>126 RVT PC GI<br>859 FV CR<br>732 FV CR | 2C4449<br>2C4449020<br>2C4449030<br>2C4449040                           | 3       | STD<br>0.50<br>0.75<br>1.00                 |
|               | 660  |     | 0.7 L | 3   |                            | Damas, Labo, Tico  | 68.50<br>2.697 | 1.20<br>1.50<br>2.80 | 398 BF CR S<br>126 RVT PC GI<br>859 FV CR<br>732 FV CR   | 2C5039<br>2C5039010<br>2C5039020<br>2C5039030<br>2C5039040              | 3       | STD<br>0.25<br>0.50<br>0.75<br>1.00         |
| 1980-85       | 797  |     | 0.8 L | 4   | F8A                        | Alto, Carry, LJ 80                                       | 62.00<br>2.441 | 1.50<br>1.50<br>2.80 | 362 BF 3CR GI<br>126 RVT PC GI<br>859 FV CR<br>732 FV CR | 2C4807<br>2C4807010<br>2C4807020<br>2C4807030<br>2C4807040              | 4       | STD<br>0.25<br>0.50<br>0.75<br>1.00         |
| 1981-93       | 796  |     | 0.8 L | 3   | F8B                        | Alto   | 68.50<br>2.697 | 1.50<br>1.50<br>2.80 | 362 BF 3CR GI<br>126 RVT PC GI<br>859 FV CR<br>732 FV CR | 2C6185<br>2C6185010<br>2C6185020<br>2C6185030<br>2C6185040<br>2C6185060 | 3       | STD<br>0.25<br>0.50<br>0.75<br>1.00<br>1.50 |
|               | 970  |     | 1.0 L | 4   | F10A                       | Samurai<br>SJ 410<br>Super Carry                         | 65.50<br>2.579 | 1.50<br>1.50<br>2.80 | 032 BF PC GI<br>126 RVT PC GI<br>859 FV CR<br>732 FV CR  | 4234<br>4234020<br>4234040  | 4       | STD<br>0.50<br>1.00                         |
|               |      |     |       |     |                            |  |                |                      | 362 BF 3CR GI<br>126 RVT PC GI<br>859 FV CR<br>732 FV CR | 2C4234<br>2C4234010<br>2C4234020<br>2C4234030<br>2C4234040<br>2C4234060 | 4       | STD<br>0.25<br>0.50<br>0.75<br>1.00<br>1.50 |
| 1989-95       | 1000 |     | 1.0 L | 3   |                            | 2 Ring Piston  | 74.00<br>2.913 | 1.20<br>2.80         | 398 BF CR S<br>859 FV CR<br>732 FV CR                    | 2C4738<br>2C4738020<br>2C4738030<br>2C4738040                           | 3       | STD<br>0.50<br>0.75<br>1.00                 |

| YEAR          | CC   | CID | LITER | CYL | ENGINE         | MODEL  | BORE           | GRV                  | RING TYPE  | HAST SET  | CYL SET | SIZE  |
|---------------|------|-----|-------|-----|----------------|--|----------------|----------------------|--|---|---------|---|
|               |      |     |       |     |                |  |                |                      |  |   |         |   |
| <b>SUZUKI</b> |      |     |       |     |                |  |                |                      |  |   |         |   |
| 1998-04       | 993  |     | 1.0 L | 3   | G10A           |  | 74.00<br>2.913 | 1.20<br>1.20<br>2.50 | 398 BF CR S<br>126 RVT PC GI<br>995 FV CR<br>732 FV CR       | 2C4184<br>2C4184010<br>2C4184020<br>2C4184030<br>2C4184040              | 3       | STD<br>0.25<br>0.50<br>0.75<br>1.00         |
| 1997-On       | 996  |     | 1.0 L | 4   | K10A           | Alto   | 68.00<br>2.677 | 1.00<br>1.20<br>2.00 | 398 BF CR S<br>126 RVT PC GI<br>993 FV CR<br>005 FV CR       | 2C4220<br>2C4220010<br>2C4220020<br>2C4220030<br>2C4220040              | 4       | STD<br>0.25<br>0.50<br>0.75<br>1.00         |
| 1981-On       | 1061 |     | 1.1 L | 4   | F10D, F10DN    | SS-80  | 68.50<br>2.697 | 1.50<br>1.50<br>2.80 | 362 BF 3CR GI<br>126 RVT PC GI<br>859 FV CR<br>732 FV CR     | 2C5083<br>2C5083010<br>2C5083020  | 4       | STD<br>0.25<br>0.50                         |
|               | 1200 |     | 1.2 L | 4   | K12A           | SR-412<br>Wagon R,                                 | 71.00<br>2.795 | 1.00<br>1.20<br>2.00 | 398 BF CR S<br>126 RVT PC GI<br>993 FV CR<br>005 FV CR       | 2C4047<br>2C4047020   | 4       | STD<br>0.50                                 |
| 2003-On       | 1248 |     | 1.3 L | 4   | Z13DT          | Ignis, Swift,<br>Wagon R+ -<br><b>Turbo Diesel</b> | 69.60<br>2.740 | 2.00<br>1.50<br>2.00 | 205 BF CR DI<br>206 TF PC DI<br>248 CF CR<br>881 2PCO        | 2D7101<br>2D710140<br>2D710160  | 1       | STD<br>0.40<br>0.60                         |
| 1998          | 1298 |     | 1.3 L | 4   | G13BB          | Swift  | 74.00<br>2.913 | 1.20<br>1.20<br>2.50 | 398 BF CR S<br>126 RVT PC GI<br>995 FV CR<br>732 FV CR       | 2C4944<br>2C4944010<br>2C4944020<br>2C4944030<br>2C4944040              | 4       | STD<br>0.25<br>0.50<br>0.75<br>1.00         |
| 1985-01       | 1324 |     | 1.3 L | 4   | G13A, G13B     | Samurai, SJ 413<br>Sidekick, Swift                 | 74.00<br>2.913 | 1.20<br>1.50<br>2.80 | 398 BF CR S<br>435 SCRP PC GI<br>859 FV CR<br>732 FV CR      | 2C4258<br>2C4258010<br>2C4258020<br>2C4258030<br>2C4258040<br>2C4258060 | 4       | STD<br>0.25<br>0.50<br>0.75<br>1.00<br>1.50 |
|               | 1324 |     | 1.3 L | 4   |                | Swift<br><b>2 Ring Piston</b>                      | 74.00<br>2.913 | 1.20<br>2.80         | 398 BF CR S<br>859 FV CR<br>732 FV CR                        | 2C4364<br>2C4364020<br>2C4364030<br>2C4364040                           | 4       | STD<br>0.50<br>0.75<br>1.00                 |
| 2000-08       | 1328 |     | 1.3 L | 4   | M13A           | Ignis, Jimmy, Swift                                | 78.00          | 1.20                 | 398 BF CR S  | 2C4186  | 4       | STD   |
| 2000-08       | 1490 |     | 1.5 L |     | M15A           | Ignis, Jimmy, Swift                                | 3.071          | 1.20<br>1.20<br>2.50 | 126 RVT PC GI<br>995 FV CR<br>732 FV CR                      | 2C4186020<br>2C4186030  | 4       | 0.50<br>0.75                                |
| 1996-02       | 1590 |     | 1.6 L | 4   | G16S           | Esteem   | 75.00<br>2.953 | 1.20<br>1.20<br>2.50 | 398 BF CR S<br>126 RVT PC GI<br>995 FV CR<br>732 FV CR       | 2C4901<br>2C4901010<br>2C4901020<br>2C4901030<br>2C4901040              | 4       | STD<br>0.25<br>0.50<br>0.75<br>1.00         |
| 1989-98       | 1590 |     | 1.6 L | 4   | G16A,<br>G16KV | Sidekick, X-90<br>Sidekick, X-90                   | 75.00<br>2.953 | 1.20<br>1.50<br>2.80 | 398 BF CR S<br>435 SCRP PC GI<br>859 FV CR<br>732 FV CR      | 2C4640<br>2C4640010<br>2C4640020<br>2C4640030<br>2C4640040<br>2C4640060 | 4       | STD<br>0.25<br>0.50<br>0.75<br>1.00<br>1.50 |
| 1996-04       | 1800 |     | 1.8 L | 4   | J18A           | Sidekick Sport                                     | 84.00          | 1.20                 | 398 BF CR S  | 2C4959  | 4       | STD   |
| 1996-04       | 1995 |     | 2.0 L |     | J20A           | Suzuki Aerio,<br>Suzuki SX4                        | 3.307          | 1.50<br>1.50<br>2.50 | 126 RVT PC GI<br>995 FV CR<br>732 FV CR                      | 2C4959010<br>2C4959020<br>2C4959030<br>2C4959040                        | 4       | 0.25<br>0.50<br>0.75<br>1.00                |
|               |      |     |       |     |                |  |                |                      | 326 TBF GN SS<br>435 SCRP PC GI<br>987 FV GN SS<br>714 GN SS | 2N4959  | 4       | STD   |
| 1996-99       | 1905 |     | 1.9 L | 4   | XUD9SD         | Vitara<br><b>Diesel Eng</b>                        | 83.00<br>3.268 | 3.00<br>2.00<br>3.00 | 221 FKST CC DI<br>202 TTF PC DI<br>204 CF CR DI<br>881 2PCO  | 2D7351  | 1       | STD   |
| Th-1996       | 1905 |     | 1.9 L | 4   | XUD9SD         | Vitara<br><b>Diesel Eng</b>                        | 83.00<br>3.268 | 3.50<br>2.00<br>3.00 | 224 FKST PM DI<br>202 TTF PC DI<br>204 CF CR DI<br>881 2PCO  | 2M7157  | 1       | STD   |













| YEAR  | CC  | CID   | LITER   | CYL   | ENGINE  | MODEL   | BORE  | GRV   | RING TYPE   | HAST SET  | CYL SET   | SIZE  |
|---|---|---|---|---|---|---|---|---|---|---|---|---|
|  |  |  |  |  |  |  |  |  |  |  |  |  |
| <b>SUZUKI</b>   |   |   |   |   |   |   |   |   |   |   |   |   |
| 1998-04   | 1905  |   | 1.9 L   | 4   | XUD9  | Samurai 1.9<br><b>Diesel Eng</b>  | 83.00<br>3.268  | 2.00<br>2.00<br>3.00  | 239 BF CC DI<br>123 RVT PC DI<br>204 CF CR DI<br>881 2PCO                           | 2D7435<br>2D743525<br>2D743550  | 1   | STD<br>0.25<br>0.50   |
| 2009-On   | 1956  |   | 2.0 L   | 4   | D20AA Euro 5  | SX4<br><b>Diesel Eng<br/>Turbo Intercooled</b>                                    | 83.00<br>3.268  | 1.50<br>1.50<br>2.00  | 239 BF CC DI<br>406 N PC DI<br>553 CF CR GI<br>881 2PCO                             | 2D7528<br>2D752840  | 4   | STD<br>0.40   |
| 2007-12   | 1995  |   | 2.0 L   | 4   |   | SX-4, SX-4 Crossover  | 84.00<br>3.307  | 1.20<br>1.20<br>2.50  | 398 BF CR S<br>126 RVT PC GI<br>995 FV CR<br>732 FV CR                              | 2C4521<br>2C4521020   | 4   | STD<br>0.50   |
| 2003-08   | 1995  |   | 2.0 L   | 4   | KL5J<br><b>DOHC</b>   | Foreza, Reno<br>ETEC L34  | 86.00<br>3.386  | 1.20<br>1.50<br>2.50  | 398 BF CR S<br>126 RVT PC GI<br>995 FV CR<br>732 FV CR                              | 2C5130<br>2C5130010<br>2C5130020<br>2C5130030<br>2C5130040                          | 4   | STD<br>0.25<br>0.50<br>0.75<br>1.00   |
|   |   |   |   |   |   |   |   |   | 322 BF GN SS<br>435 SCR PC GI<br>995 FV CR<br>732 FV CR                             | 2N5130<br>2N513050  | 4   | STD<br>0.50   |
| 2010-13   | 1995  |   | 2.0 L   | 4   | J20B  | SX4   | 84.00<br>3.307  | 1.20<br>1.00<br>2.00  | 398 BF CR S<br>123 RVT PC DI<br>990 FV CR<br>005 FV CR                              | 2C4434  | 4   | STD   |
| 2000-On   | 2000  |   | 2.0 L   | 4   | <b>SOHC</b>   | Escudo  | 78.00<br>3.071  | 1.20<br>1.50<br>2.50  | 398 BF CR S<br>126 RVT PC GI<br>533 FV CR<br>732 FV CR                              | 2C4994<br>2C4994020<br>2C4994030<br>2C4994040                                       | 4   | STD<br>0.50<br>0.75<br>1.00   |
| 2000-On   | 2000  |   | 2.0 L   | 6   | H20<br><b>DOHC</b>  | Grand Escudo V type<br>Escudo V-6   | 78.00<br>3.071  | 1.20<br>1.50<br>2.50  | 398 BF CR S<br>126 RVT PC GI<br>533 FV CR<br>732 FV CR                              | 2C4170<br>2C4170010<br>2C4170020<br>2C4170030<br>2C4170040                          | 6   | STD<br>0.25<br>0.50<br>0.75<br>1.00   |
| 2004-08   | 2294  |   | 2.3 L   | 4   | J23A<br><b>DOHC</b>   | Aerio   | 90.00<br>3.543  | 1.20<br>1.20<br>2.50  | 398 BF CR S<br>126 RVT PC GI<br>995 FV CR<br>732 FV CR                              | 2C5278<br>2C527850<br>2C5278100   | 4   | STD<br>0.50<br>1.00   |
| 2009-12   | 2393  |   | 2.4 L   | 4   | J24B  | Allrad, Escude,<br>Grand Vitara, Kizashi  | 92.00<br>3.622  | 1.20<br>1.00<br>2.00  | 398 BF CR S<br>123 RVT PC DI<br>991 FV CR<br>005 FV CR                              | 2C4358<br>2C435825<br>2C435850  | 4   | STD<br>0.25<br>0.50   |
| 2009-12   | 2488  |   | 2.5 L   | 4   | QR25DE<br><b>DOHC<br/>Nissan Eng</b>  | Equator 16V   | 89.00<br>3.504  | 1.20<br>1.20<br>2.50  | 398 BF CR S<br>126 RVT PC GI<br>995 FV CR<br>732 FV CR                              | 2C5099<br>2C5099010<br>2C5099020<br>2C5099030<br>2C5099040                          | 4   | STD<br>0.25<br>0.50<br>0.75<br>1.00   |
| 1999-06   | 2494  |   | 2.5 L   | 6   | H25A  | Grand Vitara  | 84.00<br>3.307  | 1.20<br>1.50<br>2.50  | 398 BF CR S<br>126 RVT PC GI<br>995 FV CR<br>732 FV CR                              | 2C5109<br>2C5109010<br>2C5109020<br>2C5109030<br>2C5109040                          | 6   | STD<br>0.25<br>0.50<br>0.75<br>1.00   |
| 2001-08   | 2737  |   | 2.7 L   | 6   | H27A  | Grand Vitara  | 88.00<br>3.464  | 1.20<br>1.50<br>2.80  | 398 BF CR S<br>126 RVT PC GI<br>997 FV CR<br>732 FV CR                              | 2C4567<br>2C4567010<br>2C4567020<br>2C4567030<br>2C4567040                          | 6   | STD<br>0.25<br>0.50<br>0.75<br>1.00   |

| YEAR  | CC  | CID   | LITER   | CYL   | ENGINE  | MODEL   | BORE  | GRV   | RING TYPE   | HAST SET   | CYL SET   | SIZE   |
|---|---|---|---|---|---|---|---|---|---|--|---|--|
|  |  |  |  |  |  |  |  |  |    |   |  |             |
| <b>TOYOTA</b>   |   |   |   |   |   |   |   |   |   |  |   |  |
| 1966-74   | 993   |   | 1.0 L   | 4   | 2K  | Publica, Starlet  | 72.00<br>2.835  | 2.00<br>2.00<br>4.00  | 102 T PC GI<br>401 SCRPP PC GI<br>056 FV CR<br>732 FV CR  | 6752   | 4   | STD  |
| 2005-On   | 996   |   | 1.0 L   | 3   | 1KR-FE  | 12V Aygo, Vitz, Yaris<br>Platz 1.0<br>Yaris 1.0                                   | 71.00<br>2.795  | 1.00<br>1.00<br>1.50  | 398 BF CR S<br>123 RVT PC DI<br>981 FV CR<br>005 FV CR  | 2C4598<br>2C4598020<br>2C4598040   | 3   | STD<br>0.50<br>1.00  |
|   | 1000  |   | 1.0 L   | 4   | 1E, 1EL   | Starlet FWD   | 70.50<br>2.775  | 1.50<br>1.50<br>3.00  | 335 T PM DI<br>126 RVT PC GI<br>996 FV CR<br>732 FV CR  | 2M5015   | 4   | STD  |
| 1968-78<br>1975-80<br>1978-87   | 1077<br>1166<br>1290  |   | 1.1 L<br>1.2 L<br>1.3 L   | 4<br>4<br>4   | K, KC<br>3K<br>4KC  | Corolla 1100<br>Corolla Combi 1.2<br>Corolla, Starlet                             | 75.00<br>2.953  | 2.00<br>2.00<br>4.00  | 032 BF PC GI<br>401 SCRPP PC GI<br>056 FV CR<br>732 FV CR<br><br>362 BF 3CR GI<br>401 SCRPP PC GI<br>056 FV CR<br>732 FV CR | 6813<br>6813020<br>6813030<br>6813040<br>6813060<br><br>2C6813<br>2C6813010<br>2C6813020<br>2C6813030<br>2C6813040<br>2C6813060<br>2C6813063 | 4   | STD<br>0.50<br>0.75<br>1.00<br>1.50<br><br>STD<br>0.25<br>0.50<br>0.75<br>1.00<br>1.50<br>1.60 |
| 1968-78<br>1981-82<br>1980-82   | 1077<br>1166<br>1290  |   | 1.1 L<br>1.2 L<br>1.3 L   | 4<br>4<br>4   | K<br>3KC<br>4KC   | Corolla 1100<br>Corolla 1200<br>Starlet<br><b>Shallow Oil Ring Grv</b>            | 75.00<br>2.953  | 2.00<br>2.00<br>4.00  | 032 BF PC GI<br>401 SCRPP PC GI<br>856 FV CR<br>732 FV CR<br><br>362 BF 3CR GI<br>401 SCRPP PC GI<br>856 FV CR<br>732 FV CR | 6818<br>6818020<br>6818030<br>6818040<br>6818060<br><br>2C6818<br>2C6818010<br>2C6818020<br>2C6818030<br>2C6818040<br>2C6818060              | 4   | STD<br>0.50<br>0.75<br>1.00<br>1.50<br><br>STD<br>0.25<br>0.50<br>0.75<br>1.00<br>1.50         |
| 2010-on<br>2009-13<br>2010-15   | 1197<br>1329<br>1496  |   | 1.2 L<br>1.3 L<br>1.5 L   | 4<br>4<br>4   | 3NR-FE<br>1NR-FE<br>2NR-FE<br><b>DOHC</b>   | 16V Etios NGK10<br>Auris, Corolla, Verso, Yaris<br>16V Etios NGK12, NGK15         | 72.50<br>2.854  | 1.00<br>1.00<br>2.00  | 398 BF CR S<br>123 RVT PC DI<br>990 FV CR<br>732 FV CR  | 2C5392   | 4   | STD  |
| 1961-66<br>1967-75<br>1972  | 1198<br>1345<br>1493  |   | 1.2 L<br>1.3 L<br>1.5 L   | 4<br>4<br>4   | 2P<br>3P<br>4P  | Corona<br>Fork Lift<br>Fork Lift  | 76.60<br>3.016  | 2.00<br>2.00<br>4.00  | 032 BF PC GI<br>401 SCRPP PC GI<br>058 FV CR<br>732 FV CR<br><br>362 BF 3CR GI<br>401 SCRPP PC GI<br>058 FV CR<br>732 FV CR | 4473<br><br>2C4473<br>2C4473020<br>2C4473030<br>2C4473040<br>2C4473060   | 4   | STD<br><br>STD<br>0.50<br>0.75<br>1.00<br>1.50   |
| 2015-18   | 1329  |   | 1.3 L   | 4   | 1NR-VE  | Avanza<br>Dual VVT-i  | 72.50<br>2.854  | 1.20<br>1.00<br>2.00  | 398 BF CR S<br>126 RVT PC GI<br>990 FV CR<br>732 FV CR  | 2C4107   | 4   | STD  |
| 1983-84   | 1290  |   | 1.3 L   | 4   | 4KE   | Starlet   | 75.00<br>2.953  | 1.50<br>1.50<br>4.00  | 032 BF PC GI<br>435 SCRPP PC GI<br>058 FV CR<br>732 FV CR<br><br>363 BF CR GI<br>435 SCRPP PC GI<br>058 FV CR<br>732 FV CR  | 6179<br>6179010<br>6179020<br>6179030<br>6179040<br><br>2C6179<br>2C6179010<br>2C6179020<br>2C6179030<br>2C6179040<br>2C6179060              | 4   | STD<br>0.25<br>0.50<br>0.75<br>1.00<br><br>STD<br>0.25<br>0.50<br>0.75<br>1.00<br>1.50         |















| YEAR  | CC  | CID   | LITER   | CYL   | ENGINE  | MODEL   | BORE  | GRV   | RING TYPE   | HAST SET   | CYL SET   | SIZE  |
|---|---|---|---|---|---|---|---|---|---|--|---|---|
|  |  |  |  |  |  |  |  |  |  |   |  |  |
| <b>TOYOTA</b>   |   |   |   |   |   |   |   |   |   |  |   |   |
| 1979-84   | 1295  |   | 1.3 L   | 4   | 2A, 2AL   | Corolla, Tercel   | 76.00<br>2.992  | 2.00<br>2.00<br>4.00  | 102 T PC GI<br>401 SCRPP PC GI<br>058 FV CR<br>732 FV CR                            | 4266<br>4266010<br>4266020<br>4266030<br>4266040<br>4266060                          | 4   | STD<br>0.25<br>0.50<br>0.75<br>1.00<br>1.50   |
|   |   |   |   |   |   |   |   |   | 362 BF 3CR GI<br>401 SCRPP PC GI<br>058 FV CR<br>732 FV CR                          | 2C4266<br>2C4266010<br>2C4266020<br>2C4266030<br>2C4266040<br>2C4266060              | 4   | STD<br>0.25<br>0.50<br>0.75<br>1.00<br>1.50   |
| 1984-97<br>1987-97  | 1295<br>1456  |   | 1.3 L<br>1.5 L  | 4<br>4  | 2EL, 2EL<br>3E, 3EE   | Corona 1300, Starlet  | 73.00<br>2.874  | 1.50<br>1.50<br>3.00  | 032 BF PC GI<br>126 RVT PC GI<br>054 FV CR<br>732 FV CR                             | 4633<br>4633020<br>4633030<br>4633040<br>4633060                                     | 4   | STD<br>0.50<br>0.75<br>1.00<br>1.50   |
|   |   |   |   |   |   |   |   |   | 363 BF CR GI<br>126 RVT PC GI<br>054 FV CR<br>732 FV CR                             | 2C4633<br>2C4633010<br>2C4633020<br>2C4633030<br>2C4633040<br>2C4633060              | 4   | STD<br>0.25<br>0.50<br>0.75<br>1.00<br>1.50   |
|   |   |   |   |   |   |   |   |   | 326 TBF GN SS<br>435 SCRPP PC GI<br>054 FV CR<br>732 FV CR                          | 2N4633<br>2N463325<br>2N463350<br>2N463375<br>2N4633100                              | 4   | STD<br>0.25<br>0.50<br>0.75<br>1.00   |
| 2005-08   | 1298  |   | 1.3 L   | 4   | K3-VE   | Myvi, Scion   | 72.00<br>2.835  | 1.20<br>1.20<br>2.00  | 398 BF CR S<br>126 RVT PC GI<br>990 FV CR<br>732 FV CR                              | 2C5266<br>2C5266010<br>2C5266016<br>2C5266020<br>2C5266024<br>2C5266030<br>2C5266040 | 4   | STD<br>0.25<br>0.40<br>0.50<br>0.60<br>0.75<br>1.00                                 |
| 2000-12<br>2000-12  | 1299<br>1497  |   | 1.3 L<br>1.5 L  | 4<br>4  | 2NZFE<br>1NZFE, 1NZFXE  | Corolla, Yaris<br>Echo, Prius,<br>Porte, Yaris                                    | 75.00<br>2.953  | 1.20<br>1.20<br>2.00  | 398 BF CR S<br>126 RVT PC GI<br>993 FV CR<br>005 FV CR                              | 2C5091<br>2C5091010<br>2C5091020<br>2C5091030<br>2C5091040<br>2C5091060              | 4   | STD<br>0.25<br>0.50<br>0.75<br>1.00<br>1.50   |
|   |   |   |   |   |   |   |   |   | 322 BF GN SS<br>435 SCRPP PC GI<br>987 FV GN SS<br>714 GN SS                        | 2N5091   | 4   | STD   |
| 1991-99<br>1995-98  | 1331<br>1456  |   | 1.3 L<br>1.5 L  | 4   | 4EFE<br>5EFE<br><b>DOHC</b>   | Corolla<br>Paseo<br>Tercel  | 74.00<br>2.913  | 1.20<br>1.20<br>3.00  | 398 BF CR S<br>126 RVT PC GI<br>996 FV CR<br>732 FV CR                              | 2C4774<br>2C4774010<br>2C4774020<br>2C4774030<br>2C4774040<br>2C4774060              | 4   | STD<br>0.25<br>0.50<br>0.75<br>1.00<br>1.50   |
| 1999-16   | 1364  |   | 1.4 L   | 4   | 1ND-TV<br><b>SOHC</b>   | Corolla, Verso, Yaris<br><b>Diesel Eng</b>  | 73.00<br>2.874  | 1.50<br>1.50<br>3.00  | 239 BF CC DI<br>218 TF PC DI<br>204 CF CR DI<br>881 2PCO                            | 2D5856   | 1   | STD   |
| 2005-10   | 1398  |   | 1.4 L   | 4   | 2WZ-TV  | Aygo<br><b>Diesel Eng</b>   | 73.70<br>2.902  | 2.50<br>1.95<br>2.50  | 213 FKST CC DI<br>209 RVT PC DI<br>248 CF CR<br>881 2PCO<br>732 FV CR               | 2D7270<br>2D727025<br>2D727050   | 1   | STD<br>0.25<br>0.50   |













| YEAR          | CC   | CID | LITER | CYL | ENGINE            | MODEL  | BORE           | GRV                  | RING TYPE   | HAST SET  | CYL SET | SIZE  |
|---------------|------|-----|-------|-----|-------------------|--|----------------|----------------------|---|---|---------|---|
|               |      |     |       |     |                   |  |                |                      |   |   |         |   |
| <b>TOYOTA</b> |      |     |       |     |                   |  |                |                      |   |   |         |   |
| 1980-90       | 1452 |     | 1.5 L | 4   | 3AC<br>OHC        | Tercel, Corolla  | 77.50<br>3.051 | 1.50<br>1.50<br>2.80 | 032 BF PC GI<br>126 RVT PC GI<br>861 FV CR<br>732 FV CR<br><br>363 BF CR GI<br>126 RVT PC GI<br>861 FV CR<br>732 FV CR  | 6140<br>6140020<br>6140030<br>6140040<br><br>2C6140<br>2C6140010<br>2C6140020<br>2C6140030<br>2C6140040   | 4       | STD<br>0.50<br>0.75<br>1.00<br><br>STD<br>0.25<br>0.50<br>0.75<br>1.00                                    |
| 1987-06       | 1498 |     | 1.5 L | 4   | 5A-F, 5A-FE       | Carina, Corolla, Soluna,<br>Sprinter (Japan Only)      | 78.70<br>3.098 | 1.20<br>1.50<br>3.00 | 398 BF CR S<br>126 RVT PC GI<br>996 FV CR<br>732 FV CR  | 2C4134<br>2C413425<br>2C413450  | 4       | STD   |
| 1985-95       | 1487 |     | 1.5 L | 4   | 5K                | Liteace Bus  | 80.50<br>3.169 | 1.50<br>1.50<br>4.00 | 032 BF PC GI<br>401 SCRPP PC GI<br>058 FV CR<br>732 FV CR   | 5300<br>5300010<br>5300020<br>5300030<br>5300040  | 4       | STD<br>0.25<br>0.50<br>0.75<br>1.00   |
| 1965-69       | 1490 |     | 1.5 L | 4   | 2R                | Corona   | 78.00<br>3.071 | 2.00<br>2.50<br>4.00 | 102 T PC GI<br>401 SCRPP PC GI<br>056 FV CR<br>732 FV CR<br><br>362 BF 3CR GI<br>401 SCRPP PC GI<br>056 FV CR<br>732 FV CR  | 6804<br><br><br><br>2C6804<br>2C6804040   | 4       | STD<br><br><br><br>STD<br>1.00  |
| 2013-On       | 1560 |     | 1.6 L | 4   | 3WZ-TV            | Proace Box 1.6<br>Diesel Eng<br>Turbo Direct Injection | 75.00<br>2.953 | 2.50<br>1.95<br>2.00 | 271 FKST BF CC DI<br>406 N PC DI<br>248 CF CR<br>881 2PCO   | 2D7431<br>2D743125<br>2D743150  | 4       | STD<br>0.25<br>0.50   |
| 1993-03       | 1587 |     | 1.6 L | 4   | 4AFE, 4AG         | Caribe, Carina,<br>Corolla, Sprinter                   | 81.00<br>3.189 | 1.20<br>1.50<br>3.00 | 398 BF CR S<br>126 RVT PC GI<br>054 FV CR<br>732 FV CR<br><br>322 BF GN SS<br>126 RVT PC GI<br>987 FV GN SS<br>714 GN SS  | 2C4733<br>2C4733010<br>2C4733020<br>2C4733030<br>2C4733040<br><br>2N4733<br>2N473325<br>2N473350<br>2N473375  | 4       | STD<br>0.25<br>0.50<br>0.75<br>1.00<br><br>STD<br>0.25<br>0.50<br>0.75                                    |
| 1990-93       | 1587 |     | 1.6 L | 4   | 4AGE              | Corolla  | 81.00<br>3.189 | 1.20<br>1.50<br>2.80 | 398 BF CR S<br>126 RVT PC GI<br>861 FV CR<br>732 FV CR  | 2C4684<br>2C4684010<br>2C4684020<br>2C4684030<br>2C4684040  | 4       | STD<br>0.10<br>0.50<br>0.75<br>1.00   |
| 1988-93       | 1587 |     | 1.6 L | 4   | 4AF/4AFE<br>4AGZE | Corolla<br>Super charged                               | 81.00<br>3.189 | 1.50<br>1.50<br>3.00 | 032 BF PC GI<br>126 RVT PC GI<br>054 FV CR<br>732 FV CR<br><br>335 T PM DI<br>126 RVT PC GI<br>054 FV CR<br>732 FV CR<br><br>322 BF GN SS<br>126 RVT PC GI<br>987 FV GN SS<br>714 GN SS | 4683<br>4683020<br>4683030<br>4683040<br><br>2M4683<br>2M4683010<br>2M4683020<br>2M4683030<br>2M4683040<br><br>2N4683<br>2N468325<br>2N468350<br>2N468375 | 4       | STD<br>0.50<br>0.75<br>1.00<br><br>STD<br>0.25<br>0.50<br>0.75<br>1.00<br><br>STD<br>0.25<br>0.50<br>0.75 |

| YEAR                          | CC<br> | CID<br> | LITER<br> | CYL<br> | ENGINE<br> | MODEL<br> | BORE<br> | GRV<br> | RING TYPE<br>   | HAST SET<br>   | CYL SET<br> | SIZE<br>                                       |
|-------------------------------|---|--|--|--|---|--|--|--|--|---|--|---|
| <b>TOYOTA</b>                 |   |  |  |  |   |  |  |  |  |   |  |   |
| 1983-91                       | 1587  |  | 1.6 L  | 4  | 4AC, 4AGELC<br>4AGEC, 4AGE<br>4ALC  | Corolla<br>MR  | 81.00<br>3.189   | 1.50<br>1.50<br>2.80   | 032 BF PC GI<br>126 RVT PC GI<br>861 FV CR<br>732 FV CR<br><br>362 BF 3CR GI<br>126 RVT PC GI<br>861 FV CR<br>732 FV CR<br><br>327 BF PM GI<br>126 RVT PC GI<br>861 FV CR<br>732 FV CR | 6180<br>6180010<br>6180020<br>6180030<br>6180040<br>6180060<br><br>2C6180<br>2C6180010<br>2C6180020<br>2C6180030<br>2C6180040<br><br>2M6180<br>2M6180010<br>2M6180020<br>2M6180030<br>2M6180040 | 4  | STD<br>0.25<br>0.50<br>0.75<br>1.00<br>1.50<br><br>STD<br>0.25<br>0.50<br>0.75<br>1.00<br><br>STD<br>0.25<br>0.50<br>0.75<br>1.00 |
| 1971-75                       | 1587  |  | 1.6 L  | 4  | 12R   | Corona 1600<br>RT81 Hi-Lux   | 80.50<br>3.169   | 2.00<br>2.00<br>4.00   | 032 BF PC GI<br>126 RVT PC GI<br>860 FV CR<br>732 FV CR<br><br>362 BF 3CR GI<br>126 RVT PC GI<br>860 FV CR<br>732 FV CR  | 4293<br>4293010<br>4293020<br>4293030<br>4293040<br>4293060<br><br>2C4293<br>2C4293010<br>2C4293020<br>2C4293040  | 4  | STD<br>0.25<br>0.50<br>0.75<br>1.00<br>1.50<br><br>STD<br>0.25<br>0.50<br>1.00  |
| 1977-79<br>1980-82            | 1588<br>1770  |  | 1.6 L<br>1.8 L   | 4<br>4   | 2TC<br>3TC  | Corolla 1600<br>Corolla 1800   | 85.00<br>3.346   | 1.50<br>1.50<br>4.00   | 032 BF PC GI<br>126 RVT PC GI<br>056 FV CR<br>732 FV CR<br><br>362 BF 3CR GI<br>126 RVT PC GI<br>056 FV CR<br>732 FV CR<br><br>327 BF PM GI<br>126 RVT PC GI<br>056 FV CR<br>732 FV CR | 6899<br>6899010<br>6899020<br>6899030<br>6899040<br>6899060<br><br>2C6899<br>2C6899010<br>2C6899020<br>2C6899030<br>2C6899040<br>2C6899060<br><br>2M6899<br>2M6899010<br>2M6899020<br>2M6899060 | 4  | STD<br>0.25<br>0.50<br>0.75<br>1.00<br>1.50<br><br>STD<br>0.25<br>0.50<br>0.75<br>1.00<br>1.50<br><br>STD<br>0.25<br>0.50<br>1.50 |
| 1971-77                       | 1588  |  | 1.6 L  | 4  | 2TC , 2TE   | Corolla 1600<br>Carina 1600  | 85.00<br>3.346   | 2.00<br>2.00<br>4.00   | 032 BF PC GI<br>401 SCRPP PC GI<br>056 FV CR<br>732 FV CR<br><br>362 BF 3CR GI<br>401 SCRPP PC GI<br>056 FV CR<br>732 FV CR  | 6872<br>6872020<br>6872030<br>6872040<br>6872060<br><br>2C6872<br>2C6872020<br>2C6872030<br>2C6872040<br>2C6872060  | 4  | STD<br>0.50<br>0.75<br>1.00<br>1.50<br><br>STD<br>0.50<br>0.75<br>1.00<br>1.50  |
| 1968-71<br>1969-74<br>1968-73 | 1591<br>1707<br>1858  |  | 1.6 L<br>1.7 L<br>1.9 L  | 4<br>4<br>4  | 7R, 7RB<br>6R, 6RB<br>8R, 8RB, 8RC,<br>8RG  | Corona, Mark II<br>Corona, Mark II<br>Corona, Mark II<br>Hi-Lux Pickup                     | 86.00<br>3.386   | 2.00<br>2.50<br>4.00   | 032 BF PC GI<br>401 SCRPP PC GI<br>860 FV CR<br>732 FV CR<br><br>362 BF 3CR GI<br>401 SCRPP PC GI<br>860 FV CR<br>732 FV CR  | 6846<br>6846030<br>6846040<br>6846060<br><br>2C6846<br>2C6846030<br>2C6846040<br>2C6846060  | 4  | STD<br>0.75<br>1.00<br>1.50<br><br>STD<br>0.75<br>1.00<br>1.50  |
| 2000-09<br>1998-08            | 1598<br>1794  |  | 1.6 L<br>1.8 L   | 4<br>4   | 3ZZ-FE<br>1ZZ, 1ZZFE  | Avensis, Corolla<br>Celca, Corolla<br>MR2 Spyder, Matrix XR,<br>Vista                      | 79.00<br>3.110   | 1.20<br>1.20<br>3.00   | 398 BF CR S<br>126 RVT PC GI<br>996 FV CR<br>732 FV CR   | 2C4947<br>2C4947010<br>2C4947020<br>2C4947030<br>2C4947040<br>2C4947060   | 4  | STD<br>0.25<br>0.50<br>0.75<br>1.00<br>1.50   |

| YEAR                          | CC           | CID | LITER                   | CYL         | ENGINE                         | MODEL  | BORE           | GRV                  | RING TYPE   | HAST SET  | CYL SET | SIZE   |
|-------------------------------|--------------|-----|-------------------------|-------------|--------------------------------|--|----------------|----------------------|---|---|---------|--|
|                               |              |     |                         |             |                                |  |                |                      |   |   |         |  |
|                               | CC           | CID | LITER                   |             |                                |  |                |                      |   | Set #   |         |  |
| <b>TOYOTA</b>                 |              |     |                         |             |                                |  |                |                      |   |   |         |  |
| 1993-02                       | 1762         |     | 1.8 L                   | 4           | 7AFE                           | Celica, Corolla  | 81.00<br>3.189 | 1.20<br>1.50<br>3.00 | 398 BF CR S<br>126 RVT PC GI<br>997 FV CR<br>732 FV CR  | 2C4773<br>2C4773010<br>2C4773020<br>2C4773030<br>2C4773040  | 4       | STD<br>0.25<br>0.50<br>0.75<br>1.00  |
| 2002-07                       | 1796         |     | 1.8 L                   | 4           | 2ZZ-EE, 2ZZ-GE<br><b>DOHC</b>  | Celica<br>Matrix   | 82.00<br>3.228 | 1.20<br>1.20<br>3.00 | 398 BF CR S<br>126 RVT PC GI<br>997 FV CR<br>732 FV CR  | 2C5087<br>2C5087020<br>2C5087030<br>2C5087040   | 4       | STD<br>0.50<br>0.75<br>1.00  |
| 2009-15                       | 1798         |     | 1.8 L                   | 4           | 2ZRFE<br><b>DOHC</b>           | Corolla, Matrix  | 80.50<br>3.169 | 1.00<br>1.00<br>1.50 | 398 BF CR S<br>123 RVT PC DI<br>981 FV CR<br>005 FV CR  | 2C4113<br>2C4113020<br>2C4113030<br>2C4113040   | 4       | STD<br>0.50<br>0.75<br>1.00  |
| 1985-89                       | 1839         |     | 1.8 L                   | 4           | 1C                             | Carina, Corolla<br><b>Diesel Eng</b><br><b>3 PC Oil Ring</b>   | 83.00<br>3.268 | 2.00<br>2.00<br>3.00 | 370 HKST 3CR GI<br>126 RVT PC GI<br>054 FV CR<br>732 FV CR  | 2C5016<br>2C5016020<br>2C5016040  | 4       | STD<br>0.50<br>1.00  |
| 1982-92                       | 1839         |     | 1.8 L                   | 4           | 1C, 1C-L, 1C-TL                | Corolla, Camry<br><b>Diesel Eng</b><br><b>incl Turbo</b>   | 83.00<br>3.268 | 2.00<br>2.00<br>4.00 | 370 HKST 3CR GI<br>126 RVT PC GI<br>553 CF CR GI<br>881 2PCO  | 2D4223<br>2D422325<br>2D422350<br>2D422375<br>2D4223100   | 4       | STD<br>0.25<br>0.50<br>0.75<br>1.00  |
| 1971-75<br>1975-80<br>1973-74 | 1968<br>2189 |     | 2.0 L<br>2.2 L<br>2.6 L | 4<br>4<br>4 | 18R, 18RC<br>20R<br>16R        | Hi-Lux<br>Celica, Corona, Hi-Lux,<br>Corona MK II 2600<br><b>Shallow Oil Ring Grv.</b><br><b>Art Piston .156 Depth</b> | 88.50<br>3.484 | 2.00<br>2.50<br>4.00 | 032 BF PC GI<br>401 SCRPP PC GI<br>056 FV CR<br>732 FV CR<br><br>362 BF 3CR GI<br>401 SCRPP PC GI<br>056 FV CR<br>732 FV CR | 5623<br>5623010<br>5623020<br>5623030<br>5623040<br><br>2C5623<br>2C5623010<br>2C5623020<br>2C5623030<br>2C5623040              | 4       | STD<br>0.25<br>0.50<br>0.75<br>1.00<br><br>STD<br>0.25<br>0.50<br>0.75<br>1.00         |
| 1971-75<br>1975-80<br>1973-74 | 1968<br>2189 |     | 2.0 L<br>2.2 L<br>2.6 L | 4<br>4<br>4 | 18R, 18RC<br>20R<br>16R        | Hi-Lux<br>Celica, Corona, Hi-Lux,<br>Corona MK II 2600<br><b>Deep Oil Grv.</b>   | 88.50<br>3.484 | 2.00<br>2.50<br>4.00 | 032 BF PC GI<br>401 SCRPP PC GI<br>860 FV CR<br>732 FV CR<br><br>362 BF 3CR GI<br>401 SCRPP PC GI<br>860 FV CR<br>732 FV CR | 6886<br>6886020<br>6886030<br>6886040<br><br>2C6886<br>2C6886020<br>2C6886030<br>2C6886040                                      | 4       | STD<br>0.50<br>0.75<br>1.00<br><br>STD<br>0.50<br>0.75<br>1.00                         |
| 1982-On                       | 1972         |     | 2.0 L                   | 4           | 21R                            | Corona   | 84.00<br>3.307 | 1.50<br>2.00<br>4.00 | 032 BF PC GI<br>126 RVT PC GI<br>058 FV CR<br>732 FV CR<br><br>362 BF 3CR GI<br>126 RVT PC GI<br>058 FV CR<br>732 FV CR     | 4788<br>4788020<br>4788030<br>4788040<br><br>2C4788<br>2C4788020<br>2C4788040   | 4       | STD<br>0.50<br>0.75<br>1.00<br><br>STD<br>0.50<br>1.00                                 |
| 1970-78                       | 1972         |     | 2.0 L                   | 4           | 21R                            | Corona   | 84.00<br>3.307 | 2.00<br>2.00<br>4.00 | 032 BF PC GI<br>126 RVT PC GI<br>058 FV CR<br>732 FV CR<br><br>362 BF 3CR GI<br>126 RVT PC GI<br>058 FV CR<br>732 FV CR     | 4247<br>4247020<br>4247030<br>4247040<br>4247060<br><br>2C4247<br>2C4247010<br>2C4247020<br>2C4247030<br>2C4247040<br>2C4247060 | 4       | STD<br>0.50<br>0.75<br>1.00<br>1.50<br><br>STD<br>0.25<br>0.50<br>0.75<br>1.00<br>1.50 |
| 2013-18                       | 1986         |     | 2.0 L                   | 4           | 3ZR-FE, 3ZR-FAE<br><b>DOHC</b> | Avensis, Corolla, Noah,<br>RAV 4, Voxy,<br>16V Flex Fuel Turbo   | 80.50<br>3.169 | 1.20<br>1.00<br>2.00 | 398 BF CR S<br>123 RVT PC DI<br>993 FV CR<br>005 FV CR  | 2C5395<br>2C539550<br>2C5395100   | 4       | STD<br>0.50<br>1.00  |










| YEAR          | CC<br> | CID<br> | LITER<br> | CYL<br> | ENGINE<br> | MODEL<br> | BORE<br> | GRV<br> | RING TYPE<br>                            | HAST SET<br>                               | CYL SET<br> | SIZE<br> |
|---------------|---|--|--|--|---|--|--|--|---|---|--|---|
| <b>TOYOTA</b> |   |  |  |  |   |  |  |  |   |   |  |   |
|               | 1988  |  | 2.0 L  | 6  | 1G, 1GE, 1GEU   | Altezza, Crown, Soarer   | 75.00<br>2.953   | 1.50<br>1.50<br>4.00   | 032 BF PC GI<br>401 SCRPP PC GI<br>058 FV CR<br>732 FV CR<br><br>363 BF CR GI<br>435 SCRPP PC GI<br>058 FV CR<br>732 FV CR  | 4632<br>4632010<br>4632020<br>4632030<br>4632040<br><br>2C4632<br>2C4632010<br>2C4632020<br>2C4632030<br>2C4632040            | 6<br><br><br><br><br><br>6   | STD<br>0.25<br>0.50<br>0.75<br>1.00<br><br>STD<br>0.25<br>0.50<br>0.75<br>1.00              |
| 1967-78       | 1994  |  | 2.0 L  | 4  | 5R  | RS50 Crown 2000  | 88.00<br>3.464   | 2.00<br>2.50<br>4.00   | 032 BF PC GI<br>401 SCRPP PC GI<br>056 FV CR<br>732 FV CR<br><br>362 BF 3CR GI<br>401 SCRPP PC GI<br>056 FV CR<br>732 FV CR | 6854<br>6854020<br>6854030<br>6854040<br>6854060<br><br>2C6854<br>2C6854020<br>2C6854030<br>2C6854040<br>2C6854060            | 4<br><br><br><br><br><br>4   | STD<br>0.50<br>0.75<br>1.00<br>1.50<br><br>STD<br>0.50<br>0.75<br>1.00<br>1.50              |
| 1984-87       | 1995  |  | 2.0 L  | 4  | 2SEL, 2SELC, 21RC   | Camry  | 84.00<br>3.307   | 1.50<br>1.50<br>4.00   | 032 BF PC GI<br>126 RVT PC GI<br>058 FV CR<br>732 FV CR<br><br>336 T PM DI<br>126 RVT PC GI<br>058 FV CR<br>732 FV CR       | 4217<br>4217010<br>4217020<br>4217030<br>4217040<br>4217060<br><br>2M4217<br>2M4217010<br>2M4217020<br>2M4217030<br>2M4217040 | 4<br><br><br><br><br><br>4   | STD<br>0.25<br>0.50<br>0.75<br>1.00<br>1.50<br><br>STD<br>0.25<br>0.50<br>0.75<br>1.00      |
| 1983-86       | 1995  |  | 2.0 L  | 4  | 2SEL  | Camry  | 84.50<br>3.327   | 1.50<br>1.50<br>4.00   | 032 BF PC GI<br>126 RVT PC GI<br>056 FV CR<br>732 FV CR<br><br>363 BF CR GI<br>126 RVT PC GI<br>056 FV CR<br>732 FV CR      | 6156<br>6156020<br>6156030<br>6156040<br>6156060<br><br>2C6156<br>2C6156020<br>2C6156030<br>2C6156040                         | 4<br><br><br><br><br><br>4   | STD<br>0.50<br>0.75<br>1.00<br>1.50<br><br>STD<br>0.50<br>0.75<br>1.00                      |
| 1998-03       | 1998  |  | 2.0 L  | 4  | 3SFE  | Camry, RAV 4   | 86.00<br>3.386   | 1.20<br>1.20<br>3.00   | 398 BF CR S<br>126 RVT PC GI<br>997 FV CR<br>732 FV CR  | 2C5005<br>2C5005010<br>2C5005020<br>2C5005030<br>2C5005040  | 4  | STD<br>0.25<br>0.50<br>0.75<br>1.00   |
| 2001-04       | 1998  |  | 2.0 L  | 4  | 1AZ-FE  | L4, RAV4   | 86.00<br>3.386   | 1.20<br>1.20<br>2.00   | 398 BF CR S<br>126 RVT PC GI<br>993 FV CR<br>005 FV CR  | 2C5089<br>2C5089010<br>2C5089020<br>2C5089030<br>2C5089040  | 4  | STD<br>0.25<br>0.50<br>0.75<br>1.00   |
| 2005-18       | 1998  |  | 2.0 L  | 4  | 1TR-FE  | Hilux, Innova<br><b>w/ 2PC Oil Ring</b>  | 86.00<br>3.386   | 1.20<br>1.20<br>2.00   | 398 BF CR S<br>126 RVT PC GI<br>248 CF CR<br>881 2PCO   | 2C7194  | 4  | STD   |
|               | 1998  |  | 2.0 L  | 4  | 1RE, 1RZ  | 2000P, 8V  | 86.00<br>3.386   | 1.75<br>1.50<br>4.00   | 032 BF PC GI<br>126 RVT PC GI<br>058 FV CR<br>732 FV CR   | 5281<br>5281010<br>5281020<br>5281040   | 4  | STD<br>0.25<br>0.50<br>1.00   |
| 1986-95       | 1998  |  | 2.0 L  | 4  | 3SGTE,<br>3SGELC  | Celica Altrac<br>Celica GTS, MR2   | 86.00<br>3.386   | 1.20<br>1.50<br>4.00   | 398 BF CR S<br>435 SCRPP PC GI<br>058 FV CR<br>732 FV CR  | 2C4653<br>2C4653020<br>2C4653030<br>2C4653040   | 4  | STD<br>0.50<br>0.75<br>1.00   |

| YEAR               | CC           | CID | LITER          | CYL    | ENGINE                            | MODEL  | BORE           | GRV                  | RING TYPE  | HAST SET   | CYL SET   | SIZE  |
|--------------------|--------------|-----|----------------|--------|-----------------------------------|--|----------------|----------------------|--|--|---|---|
|                    |              |     |                |        |                                   |  |                |                      |  |  |   |   |
|                    | CC           | CID | LTR            |        |                                   |  |                |                      |  | Set #  |   |   |
| <b>TOYOTA</b>      |              |     |                |        |                                   |  |                |                      |  |  |   |   |
| 1986-97            | 1998         |     | 2.0 L          | 4      | 3SFE, 3Y                          | Camry, Celica,<br>Hiace, RAV 4               | 86.00<br>3.386 | 1.50<br>1.50<br>4.00 | 032 BF PC GI<br>435 SCRPP PC GI<br>058 FV CR<br>732 FV CR<br><br>362 BF 3CR GI<br>435 SCRPP PC GI<br>058 FV CR<br>732 FV CR<br><br>327 BF PM GI<br>435 SCRPP PC GI<br>058 FV CR<br>732 FV CR | 4219<br>4219020<br>4219030<br>4219040<br>4219060<br><br>2C4219<br>2C4219010<br>2C4219020<br>2C4219030<br>2C4219040<br>2C4219060<br><br>2M4219<br>2M4219020<br>2M4219030<br>2M4219040 | 4<br><br><br><br><br><br><br><br><br><br>4<br><br><br><br><br><br><br>4 | STD<br>0.50<br>0.75<br>1.00<br>1.50<br><br>STD<br>0.25<br>0.50<br>0.75<br>1.00<br>1.50<br><br>STD<br>0.50<br>0.75<br>1.00 |
| 2006-On<br>2005-On | 1998<br>2231 |     | 2.0 L<br>2.2 L | 4<br>4 | 1AD-FTV<br>2AD-FTV<br><b>DOHC</b> | Auris, Verso<br><b>Diesel Eng</b>            | 86.00<br>3.386 | 2.00<br>1.50<br>2.00 | 226 BF CR DI<br>218 TF PC DI<br>248 CF CR<br>881 2PCO  | 2C7465   | 1   | STD   |
| 1998-08            | 1998         |     | 2.0 L          | 4      | 1CD, 1CDA<br><b>DOHC</b>          | Corolla<br><b>Turbo Diesel</b>               | 82.20<br>3.236 | 2.00<br>1.50<br>3.00 | 226 BF CR DI<br>218 TF PC DI<br>204 CF CR DI<br>881 2PCO   | 2C7428   | 1   | STD   |
| 1999-02            | 2164         |     | 2.2 L          | 4      | 5SFE                              | Solara<br>Camry                              | 87.00<br>3.425 | 1.20<br>1.20<br>3.00 | 398 BF CR S<br>126 RVT PC GI<br>997 FV CR<br>732 FV CR<br><br>398 BF CR S<br>435 SCRPP PC GI<br>987 FV GN SS<br>714 GN SS  | 2C5006<br>2C5006010<br>2C5006020<br>2C5006030<br>2C5006040<br>2C5006060<br><br>2N5006<br>2N500625  | 4<br><br><br><br><br><br><br>4  | STD<br>0.25<br>0.50<br>0.75<br>1.00<br>1.50<br><br>STD<br>0.25  |
| 1990-98            | 2164         |     | 2.2 L          | 4      | 5SFE<br><b>DOHC</b>               | Camry, Celica, MR2<br>16 valve               | 87.00<br>3.425 | 1.50<br>1.50<br>4.00 | 335 T PM DI<br>102 T PC GI<br>058 FV CR<br>732 FV CR   | 2M4207<br>2M4207010<br>2M4207020<br>2M4207030<br>2M4207040<br>2M4207060  | 4   | STD<br>0.25<br>0.50<br>0.75<br>1.00<br>1.50   |
| 1990-94            | 2164         |     | 2.2 L          | 4      | 5SFE                              | Celica, MR2                                  | 87.00<br>3.425 | 1.50<br>1.50<br>3.00 | 032 BF PC GI<br>126 RVT PC GI<br>997 FV CR<br>732 FV CR<br><br>335 T PM DI<br>126 RVT PC GI<br>997 FV CR<br>732 FV CR  | 4686<br>4686020<br><br>2M4686<br>2M4686020<br>2M4686030<br>2M4686040   | 4<br><br><br><br>4  | STD<br>0.50<br><br>STD<br>0.50<br>0.75<br>1.00  |
| 1985-90            | 2237         |     | 2.2 L          | 4      | 4Y, 4YEC                          | Hiace Van                                    | 91.00<br>3.582 | 1.50<br>1.50<br>4.00 | 032 BF PC GI<br>126 RVT PC GI<br>870 FV CR<br>732 FV CR<br><br>362 BF 3CR GI<br>126 RVT PC GI<br>870 FV CR<br>732 FV CR  | 4480<br>4480010<br>4480020<br>4480030<br>4480040<br>4480060<br><br>2C4480<br>2C4480010<br>2C4480020<br>2C4480030<br>2C4480040<br>2C4480060   | 4<br><br><br><br><br><br><br>4  | STD<br>0.25<br>0.50<br>0.75<br>1.00<br>1.50<br><br>STD<br>0.25<br>0.50<br>0.75<br>1.00<br>1.50                            |
| 1979-91            | 2188         |     | 2.2 L          | 4      | L                                 | Hiace, Hilux<br>Mark II<br><b>Diesel Eng</b> | 90.00<br>3.543 | 2.50<br>2.00<br>4.00 | 376 BF CR DI<br>126 RVT PC GI<br>553 CF CR GI<br>881 2PCO  | 2D5643<br>2D564350<br>2D564375<br>2D5643100  | 4   | STD<br>0.50<br>0.75<br>1.00   |














| YEAR               | CC<br> | CID<br> | LITER<br> | CYL<br> | ENGINE<br> | MODEL<br> | BORE<br> | GRV<br> | RING TYPE<br>   | HAST SET<br>   | CYL SET<br> | SIZE<br>   |
|--------------------|---|--|--|--|---|--|--|--|--|---|--|---|
| <b>TOYOTA</b>      |   |  |  |  |   |  |  |  |  |   |  |   |
| 1966-72            | 2253  |  | 2.3 L  | 6  | 2M 2000, 50<br><b>OHC</b>   | Crown , MS Series  | 75.00<br>2.953   | 2.00<br>2.00<br>4.00   | 102 T PC GI<br>401 SCRPP PC GI<br>056 FV CR<br>732 FV CR<br><br>362 BF 3CR GI<br>401 SCRPP PC GI<br>056 FV CR<br>732 FV CR   | 6797<br>6797040<br><br>2C6797<br>2C6797020<br>2C6797030<br>2C6797040<br>2C6797060   | 6<br>6   | STD<br>1.00<br><br>STD<br>0.50<br>0.75<br>1.00<br>1.50  |
| 1985-95            | 2366  |  | 2.4 L  | 4  | 22R, 22RE,<br>22RGC, 22RTEC,<br>22REC   | Celica, Pickup, 4Runner  | 92.00<br>3.622   | 1.50<br>1.50<br>4.00   | 032 BF PC GI<br>401 SCRPP PC GI<br>870 FV CR<br>732 FV CR<br><br>363 BF CR GI<br>401 SCRPP PC GI<br>870 FV CR<br>732 FV CR<br><br>335 T PM DI<br>401 SCRPP PC GI<br>870 FV CR<br>732 FV CR | 4216<br>4216010<br>4216020<br>4216030<br>4216040<br>4216060<br><br>2C4216<br>2C4216010<br>2C4216020<br>2C4216030<br>2C4216040<br><br>2M4216<br>2M4216010<br>2M4216020<br>2M4216030<br>2M4216040<br>2M4216060              | 4<br>4<br>4  | STD<br>0.25<br>0.50<br>0.75<br>1.00<br>1.50<br><br>STD<br>0.25<br>0.50<br>0.75<br>1.00<br>1.50<br><br>STD<br>0.25<br>0.50<br>0.75<br>1.00<br>1.50 |
| 1981-84            | 2366  |  | 2.4 L  | 4  | 22R, 22REC  | Celica, Corona,<br>Pickup, 4runner   | 92.00<br>3.622   | 2.00<br>2.50<br>4.00   | 032 BF PC GI<br>126 RVT PC GI<br>870 FV CR<br>732 FV CR<br><br>362 BF 3CR GI<br>126 RVT PC GI<br>870 FV CR<br>732 FV CR<br><br>327 BF PM GI<br>126 RVT PC GI<br>870 FV CR<br>732 FV CR     | 5645<br>5645010<br>5645020<br>5645030<br>5645040<br>5645060<br><br>2C5645<br>2C5645010<br>2C5645020<br>2C5645030<br>2C5645040<br>2C5645060<br><br>2M5645<br>2M5645010<br>2M5645020<br>2M5645030<br>2M5645040<br>2M5645060 | 4<br>4<br>4  | STD<br>0.25<br>0.50<br>0.75<br>1.00<br>1.50<br><br>STD<br>0.25<br>0.50<br>0.75<br>1.00<br>1.50<br><br>STD<br>0.25<br>0.50<br>0.75<br>1.00<br>1.50 |
| 2007-13            | 2362  |  | 2.4 L  | 4  | 2AZFE<br><b>DOHC</b>  | L4 Corolla, Camry, Matrix,<br>Scion XB   | 88.50<br>3.484   | 1.00<br>1.00<br>2.00   | 398 BF CR S<br>123 RVT PC DI<br>991 FV CR<br>005 FV CR   | 2C5267<br>2C5267010<br>2C5267020<br>2C5267030<br>2C5267040  | 4  | STD<br>0.25<br>0.50<br>0.75<br>1.00   |
| 2001-11            | 2398  |  | 2.4 L  | 4  | 2AZ-FXE<br><b>DOHC</b>  | L4 Camry, Highlander, Solara   | 88.50<br>3.484   | 1.20<br>1.20<br>2.00   | 398 BF CR S<br>126 RVT PC GI<br>991 FV CR<br>005 FV CR<br><br>398 BF CR S<br>435 SCRPP PC GI<br>987 FV GN SS<br>714 GN SS  | 2C5090<br>2C5090010<br>2C5090020<br>2C5090030<br>2C5090040<br><br>2N5090<br>2N509025<br>2N509050  | 4<br>4   | STD<br>0.25<br>0.50<br>0.75<br>1.00<br><br>STD<br>0.25<br>0.50  |
| 1998-04<br>1999-04 | 2438<br>2693  |  | 2.4 L<br>2.7 L   | 4<br>4   | 2RZ-FE<br>3RZ-FE<br><b>DOHC</b>   | Tacoma<br>4Runner, T100, Tacoma<br><b>Shallow Oil Ring Grv.</b>                            | 95.00<br>3.740   | 1.50<br>1.50<br>4.00   | 032 BF PC GI<br>126 RVT PC GI<br>856 FV CR<br>732 FV CR<br><br>335 T PM DI<br>126 RVT PC GI<br>856 FV CR<br>732 FV CR  | 4999<br>4999020<br>4999040<br><br>2M4999<br>2M4999020<br>2M4999030<br>2M4999040   | 4<br>4   | STD<br>0.50<br>1.00<br><br>STD<br>0.50<br>0.75<br>1.00  |

| YEAR               | CC           | CID | LITER          | CYL    | ENGINE                        | MODEL  | BORE           | GRV                  | RING TYPE  | HAST SET   | CYL SET | SIZE  |
|--------------------|--------------|-----|----------------|--------|-------------------------------|--|----------------|----------------------|--|--|---------|---|
|                    |              |     |                |        |                               |  |                |                      |  |  |         |   |
| <b>TOYOTA</b>      |              |     |                |        |                               |  |                |                      |  |  |         |   |
| 1995-97<br>1995-10 | 2438<br>2693 |     | 2.4 L<br>2.7 L | 4<br>4 | 2RZ-FE<br>3RZFE               | Tacoma<br>4Runner, T100, Tacoma,<br>Hilux 2700P<br><b>Deep Oil Ring Grv.</b> | 95.00<br>3.740 | 1.50<br>1.50<br>4.00 | 362 BF 3CR GI<br>126 RVT PC GI<br>870 FV CR<br>732 FV CR   | 2C4908<br>2C4908010<br>2C4908020<br>2C4908030<br>2C4908040   | 4       | STD<br>0.25<br>0.50<br>0.75<br>1.00   |
| 1990-97            | 2438         |     | 2.4 L          | 4      | 2TZFE,2TZFZE                  | Previa   | 95.00<br>3.740 | 1.75<br>1.50<br>4.00 | 032 BF PC GI<br>126 RVT PC GI<br>870 FV CR<br>732 FV CR<br><br>363 BF CR GI<br>126 RVT PC GI<br>870 FV CR<br>732 FV CR   | 4687<br>4687020<br>4687040<br><br>2C4687<br>2C4687010<br>2C4687020<br>2C4687030<br>2C4687040   | 4       | STD<br>0.50<br>1.00<br><br>STD<br>0.25<br>0.50<br>0.75<br>1.00  |
| 1977-06            | 2446         |     | 2.4 L          | 4      | 2LT, 2LTE                     | <b>Turbo Diesel</b>  | 92.00<br>3.622 | 2.00<br>2.00<br>4.00 | 370 HKST 3CR GI<br>126 RVT PC GI<br>204 CF CR DI<br>881 2PCO   | 2D4225<br>2D422525<br>2D422550<br>2D422575<br>2D4225100  | 4       | STD<br>0.25<br>0.50<br>0.75<br>1.00   |
| 1977-06            | 2446         |     | 2.4 L          | 4      | 2LT, 2LTE                     | <b>Turbo Diesel</b>  | 92.00<br>3.622 | 2.00<br>2.00<br>4.00 | 232 HKST CR DI<br>218 TF PC DI<br>204 CF CR DI<br>881 2PCO   | 2C7356   | 1       | STD   |
| 2001-17            | 2494         |     | 2.5 L          | 4      | 2KD-FTV                       | Dyna, Fortuner,<br>Hiace, Hilux<br><b>Diesel Eng</b>                         | 92.00<br>3.622 | 2.00<br>1.50<br>3.00 | 376 BF CR DI<br>363 BF CR GI<br>203 CF GN SS<br>881 2PCO   | 2D7359<br>2D735950   | 4       | STD<br>0.50   |
| 2009-17<br>2009-15 | 2494<br>2672 |     | 2.5 L<br>2.7 L | 4<br>4 | 2ARFE<br>1ARFE<br><b>DOHC</b> | VVT-i Camry, RAV4<br>Highlander, Venza                                       | 90.00<br>3.543 | 1.00<br>1.00<br>2.00 | 398 BF CR S<br>123 RVT PC DI<br>991 FV CR<br>005 FV CR   | 2C4132<br>2C4132020<br>2C4132030   | 4       | STD<br>0.50<br>0.75   |
| 1988-93            | 2507         |     | 2.5 L          | 6      | 2VZFE                         | Camry  | 87.50<br>3.445 | 1.50<br>1.50<br>3.00 | 335 T PM DI<br>126 RVT PC GI<br>997 FV CR<br>732 FV CR   | 2M4676<br>2M4676010<br>2M4676020<br>2M4676030<br>2M4676040   | 6       | STD<br>0.25<br>0.50<br>0.75<br>1.00   |
| 1971-80            | 2563         |     | 2.6 L          | 6      |                               | Cressida, 4M, 4ME<br>Mark II, MX23L, 4M<br>Crown MS 63-65, MS75              | 80.00<br>3.150 | 2.00<br>2.00<br>4.00 | 032 BF PC GI<br>401 SCRPP PC GI<br>056 FV CR<br>732 FV CR<br><br>362 BF 3CR GI<br>401 SCRPP PC GI<br>056 FV CR<br>732 FV CR  | 6876<br>6876020<br>6876030<br>6876040<br>6876060<br><br>2C6876<br>2C6876020<br>2C6876030<br>2C6876040  | 6       | STD<br>0.50<br>0.75<br>1.00<br>1.50<br><br>STD<br>0.50<br>0.75<br>1.00                                    |
| 2006-13            | 2693         |     | 2.7 L          | 4      | 2TRFE                         | Hiace, Tacoma, 4Runner   | 95.00<br>3.740 | 1.20<br>1.20<br>2.00 | 398 BF CR S<br>126 RVT PC GI<br>991 FV CR<br>005 FV CR   | 2C5261<br>2C5261010<br>2C5261020<br>2C5261030<br>2C5261040   | 4       | STD<br>0.25<br>0.50<br>0.75<br>1.00   |
| 1982-87<br>1982-93 | 2759<br>2954 |     | 2.8 L<br>3.0 L | 6<br>6 | 5MGE, 5MGEV<br>7MGE, 7MGTE    | Celica, Cressida, Supra<br><b>Incl. Turbo</b>                                | 83.00<br>3.268 | 1.50<br>1.50<br>4.00 | 032 BF PC GI<br>126 RVT PC GI<br>058 FV CR<br>732 FV CR<br><br>362 BF 3CR GI<br>126 RVT PC GI<br>058 FV CR<br>732 FV CR<br><br>327 BF PM GI<br>126 RVT PC GI<br>058 FV CR<br>732 FV CR | 6162<br>6162020<br>6162030<br>6162040<br><br>2C6162<br>2C6162020<br>2C6162030<br>2C6162040<br>2C6162060<br><br>2M6162<br>2M6162020<br>2M6162030<br>2M6162040 | 6       | STD<br>0.50<br>0.75<br>1.00<br><br>STD<br>0.50<br>0.75<br>1.00<br>1.50<br><br>STD<br>0.50<br>0.75<br>1.00 |



| YEAR  | CC  | CID   | LITER   | CYL   | ENGINE  | MODEL   | BORE  | GRV   | RING TYPE   | HAST SET   | CYL SET   | SIZE  |
|---|---|---|---|---|---|---|---|---|---|--|---|---|
|  |  |  |  |  |  |  |  |  |    |                                 |  |  |
| <b>TOYOTA</b>   |   |   |   |   |   |   |   |   |   |  |   |   |
| 1981-82   | 2759  |   | 2.8 L   | 6   | 5M, 5ME   |   | 83.00<br>3.268  | 2.00<br>2.00<br>4.00  | 032 BF PC GI<br>401 SCRIP PC GI<br>058 FV CR<br>732 FV CR<br><br>362 BF 3CR GI<br>401 SCRIP PC GI<br>058 FV CR<br>732 FV CR | 6856<br>6856010<br>6856020<br>6856030<br>6856040<br><br>2C6856<br>2C6856010<br>2C6856020<br>2C6856030<br>2C6856040 | 6   | STD<br>0.25<br>0.50<br>0.75<br>1.00<br><br>STD<br>0.25<br>0.50<br>0.75<br>1.00      |
| 1988-05   | 2779  |   | 2.8 L   | 4   | 3L, KZTE  | Hiace Van<br>Toyo-Ace<br>Hi-Lux<br><b>Diesel Eng</b>                              | 96.00<br>3.779  | 2.00<br>2.00<br>4.00  | 370 HKST 3CR GI<br>126 RVT PC GI<br>553 CF CR GI<br>881 2PCO  | 2C4710<br>2C4710020<br>2C4710040   | 4   | STD<br>0.50<br>1.00   |
| 1988-95   | 2959  |   | 3.0 L   | 6   | 3VZE  |   | 87.50<br>3.445  | 1.50<br>1.50<br>4.00  | 032 BF PC GI<br>126 RVT PC GI<br>856 FV CR<br>732 FV CR<br><br>397 BF PM S<br>126 RVT PC GI<br>856 FV CR<br>732 FV CR       | 4689<br>4689020<br>4689030<br>4689040<br><br>2M4689<br>2M4689010<br>2M4689020<br>2M4689030<br>2M4689040            | 6   | STD<br>0.50<br>0.75<br>1.00<br><br>STD<br>0.25<br>0.50<br>0.75<br>1.00              |
| 2000-10   | 2982  |   | 3.0 L   | 4   | 1KD-FTV<br><b>DOHC</b>  | Hi Lux, Tocomo D4-D<br><b>Diesel Eng</b>  | 96.00<br>3.779  | 2.00<br>1.50<br>3.00  | 370 HKST 3CR GI<br>126 RVT PC GI<br>203 CF GN SS<br>881 2PCO  | 2D4583<br>2D458350   | 4   | STD<br>0.50   |
| 2000-10   | 2982  |   | 3.0 L   | 4   | 1KD-FTV<br><b>DOHC</b>  | Hi Lux, Tocomo D4-D<br><b>Diesel Eng</b>  | 96.00<br>3.779  | 2.00<br>1.50<br>3.00  | 232 HKST CR DI<br>218 TF PC DI<br>204 CF CR DI<br>881 2PCO  | 2C7330   | 1   | STD   |
| 1994-06   | 2995  |   | 3.0 L   | 6   | 1MZFE<br><b>DOHC</b>  |   | 87.50<br>3.445  | 1.20<br>1.20<br>3.00  | 398 BF CR S<br>126 RVT PC GI<br>997 FV CR<br>732 FV CR  | 2C4902<br>2C4902010<br>2C4902020<br>2C4902030<br>2C4902040   | 6   | STD<br>0.25<br>0.50<br>0.75<br>1.00   |
| 1993-98   | 2997  |   | 3.0 L   | 6   | 2JZGE, 2JZGTE<br><b>DOHC</b>  | <b>Incl. Turbo</b>  | 86.00<br>3.386  | 1.50<br>1.50<br>4.00  | 376 BF CR DI<br>435 SCRIP PC GI<br>058 FV CR<br>732 FV CR   | 2C4713<br>2C4713010<br>2C4713020<br>2C4713030<br>2C4713040   | 6   | STD<br>0.25<br>0.50<br>0.75<br>1.00   |
|   | 3000  |   | 3.0 L   | 4   | 5L  | Hiace<br><b>Diesel Eng</b>  | 99.50<br>3.917  | 2.00<br>1.50<br>4.00  | 370 HKST 3CR GI<br>126 RVT PC GI<br>553 CF CR GI<br>881 2PCO  | 2C5054<br>2C5054020<br>2C5054040   | 4   | STD<br>0.50<br>1.00   |
| 2003-10   | 3310  |   | 3.3 L   | 6   | 3MZFE   | Highlander, Sienna,<br>Solara   | 92.00<br>3.622  | 1.20<br>1.20<br>3.00  | 398 BF CR S<br>126 RVT PC GI<br>997 FV CR<br>732 FV CR  | 2C5183<br>2C5183020<br>2C5183030<br>2C5183040  | 6   | STD<br>0.50<br>0.75<br>1.00   |
| 1996-06   | 3378  |   | 3.4 L   | 6   | 5VZFE   | 4Runner<br>T100<br>Tacoma   | 93.50<br>3.681  | 1.50<br>1.50<br>4.00  | 032 BF PC GI<br>126 RVT PC GI<br>052 FV CR<br>732 FV CR<br><br>363 BF CR GI<br>126 RVT PC GI<br>052 FV CR<br>732 FV CR      | 4911<br>4911020<br>4911030<br>4911040<br><br>2C4911<br>2C4911010<br>2C4911020<br>2C4911030<br>2C4911040            | 6   | STD<br>0.50<br>0.75<br>1.00<br><br>STD<br>0.25<br>0.50<br>0.75<br>1.00              |
| 2005-15   | 3456  |   | 3.5 L   | 6   | 2GRFE<br>Vin: W<br><b>DOHC</b>  |   | 94.00<br>3.701  | 1.20<br>1.20<br>2.00  | 398 BF CR S<br>126 RVT PC GI<br>991 FV CR<br>005 FV CR  | 2C4511<br>2C4511020<br>2C4511030<br>2C4511040  | 6   | STD<br>0.50<br>0.75<br>1.00   |

| YEAR               | CC           | CID | LITER          | CYL    | ENGINE                 | MODEL  | BORE            | GRV                          | RING TYPE  | HAST SET  | CYL SET | SIZE   |
|--------------------|--------------|-----|----------------|--------|------------------------|--|-----------------|------------------------------|--|---|---------|--|
|                    |              |     |                |        |                        |  |                 |                              |  |   |         |  |
|                    | CC           | CID | LTR            |        |                        |  |                 |                              |  | Set #   |         |  |
| <b>TOYOTA</b>      |              |     |                |        |                        |  |                 |                              |  |   |         |  |
| 1972-74            | 3878         |     | 3.9 L          | 6      | F                      | Landcruiser                                      | 90.00<br>3.543  | 2.00<br>2.50<br>4.00<br>4.00 | 032 BF PC GI<br>126 RVT PC GI<br>860 FV CR<br>732 FV CR<br>501 1PCO PC GI<br><br>362 BF 3CR GI<br>126 RVT PC GI<br>860 FV CR<br>732 FV CR<br>501 1PCO PC GI                            | 4229<br>4229020<br><br>2C4229<br>2C4229020  | 6       | STD<br>0.50<br><br><br><br><br>STD<br>0.50   |
| 2003-15            | 3955         |     | 4.0 L          | 6      | 1GRFE<br>DOHC          | Tacoma, Tundra                                   | 94.00<br>3.701  | 1.20<br>1.20<br>2.00         | 398 BF CR S<br>126 RVT PC GI<br>991 FV CR<br>005 FV CR   | 2C5151<br>2C5151020<br>2C5151030<br>2C5151040   | 6       | STD<br>0.50<br>0.75<br>1.00  |
| 1988-92            | 3955         |     | 4.0 L          | 6      | 3FE                    | Landcruiser                                      | 94.00<br>3.701  | 2.00<br>2.00<br>4.00         | 363 BF CR GI<br>126 RVT PC GI<br>870 FV CR<br>732 FV CR  | 2C4688<br>2C4688010<br>2C4688020<br>2C4688030<br>2C4688040  | 6       | STD<br>0.25<br>0.50<br>0.75<br>1.00  |
| 1991-97            | 3969         |     | 4.0 L          | 8      | 1UZFE                  | LS400, SC400                                     | 87.50<br>3.445  | 1.50<br>1.50<br>3.00         | 335 T PM DI<br>126 RVT PC GI<br>997 FV CR<br>732 FV CR   | 2M4678<br>2M4678020<br>2M4678030<br>2M4678040   | 8       | STD<br>0.50<br>0.75<br>1.00  |
| 1986-90            | 3995         |     | 4.0 L          | 6      | 3F                     | Landcruiser                                      | 94.00<br>3.701  | 1.50<br>1.50<br>4.00         | 032 BF PC GI<br>126 RVT PC GI<br>870 FV CR<br>732 FV CR<br><br>363 BF CR GI<br>126 RVT PC GI<br>870 FV CR<br>732 FV CR   | 4612<br>4612020<br>4612040<br><br>2C4612<br>2C4612020<br>2C4612030<br>2C4612040<br>2C4612060  | 6       | STD<br>0.50<br>1.00<br><br><br>STD<br>0.50<br>0.75<br>1.00<br>1.50   |
| 1974-87            | 4230         |     | 4.2 L          | 6      | 2F                     | Landcruiser                                      | 94.00<br>3.701  | 2.00<br>2.50<br>4.00         | 032 BF PC GI<br>126 RVT PC GI<br>860 FV CR<br>732 FV CR<br><br>362 BF 3CR GI<br>126 RVT PC GI<br>860 FV CR<br>732 FV CR<br><br>327 BF PM GI<br>126 RVT PC GI<br>860 FV CR<br>732 FV CR | 5462<br>5462010<br>5462020<br>5462030<br>5462040<br>5462060<br><br>2C5462<br>2C5462010<br>2C5462020<br>2C5462030<br>2C5462040<br>2C5462060<br><br>2M5462<br>2M5462010<br>2M5462020<br>2M5462030<br>2M5462040<br>2M5462060 | 6       | STD<br>0.25<br>0.50<br>0.75<br>1.00<br>1.50<br><br><br><br><br><br>STD<br>0.25<br>0.50<br>0.75<br>1.00<br>1.50 |
| 1994-97            | 4476         |     | 4.5 L          | 6      | 1FZFE                  | Landcruiser                                      | 100.00<br>3.937 | 1.75<br>2.00<br>4.00         | 032 BF PC GI<br>126 RVT PC GI<br>052 FV CR<br>732 FV CR<br><br>363 BF CR GI<br>126 RVT PC GI<br>052 FV CR<br>732 FV CR   | 4776<br>4776020<br>4776030<br>4776040<br><br>2C4776<br>2C4776010<br>2C4776020<br>2C4776030<br>2C4776040   | 6       | STD<br>0.50<br>0.75<br>1.00<br><br><br>STD<br>0.25<br>0.50<br>0.75<br>1.00                                     |
| 2009-15<br>2007-17 | 4608<br>5663 |     | 4.6 L<br>5.7 L | 8<br>8 | 1URFE<br>3URFE<br>DOHC | Sequoia, Tundra<br>Land Crusier, Sequoia, Tundra | 94.00<br>3.701  | 1.20<br>1.20<br>2.00         | 398 BF CR S<br>126 RVT PC GI<br>991 FV CR<br>005 FV CR   | 2C4586<br>2C4586010<br>2C4586020<br>2C4586030<br>2C4586040  | 8       | STD<br>0.25<br>0.50<br>0.75<br>1.00  |
| 2005-10            | 4663         |     | 4.7 L          | 8      | 2UZFE<br>DOHC          | 4 Runner, Land Cruiser<br>Tundra                 | 94.00<br>3.701  | 1.20<br>1.20<br>3.00         | 398 BF CR S<br>126 RVT PC GI<br>997 FV CR<br>732 FV CR   | 2C4566<br>2C4566020<br>2C4566030<br>2C4566040   | 8       | STD<br>0.50<br>0.75<br>1.00  |

| YEAR  | CC  | CID  | LITER  | CYL  | ENGINE  | MODEL   | BORE  | GRV   | RING TYPE   | HAST SET   | CYL SET  | SIZE  |
|---|---|--|--|--|---|---|---|---|---|--|--|---|
|  | <br>CC | <br>CID | <br>LITER | <br>CYL |  |  |  |  |  | <br>Set # | <br>Cyl Set |  |

**TOYOTA**

|         |      |  |       |   |       |  |                |                      |  |  |   |                                     |
|---------|------|--|-------|---|-------|--|----------------|----------------------|--|--|---|-------------------------------------|
| 1999-04 | 4663 |  | 4.7 L | 8 | 2UZFE | Sequoia, Landcruiser,<br>Tundra, 4Runner | 94.00<br>3.701 | 1.50<br>1.50<br>4.00 | 335 T PM DI<br>126 RVT PC GI<br>856 FV CR<br>732 FV CR | 2M5017<br>2M5017010<br>2M5017020<br>2M5017030<br>2M5017040 | 8 | STD<br>0.25<br>0.50<br>0.75<br>1.00 |
|---------|------|--|-------|---|-------|--|----------------|----------------------|--|--|---|-------------------------------------|