

Parents and families,

Welcome back! I know there are so many feelings and emotions surrounding this school year. Many of us are feeling a mixture of excitement with some level of anxiety. I'd like to try and ease some of the nerves with a description of what you can expect in ASL this year.

Below is a copy of the ASL syllabus. I have also included our weekly schedule and information about Schoology with directions and pictures on how to access work and assignments. In addition, you will find a sample hyperdoc of what the first week will consist of. I have broken up work by day to help students stay on track.

I will be working at both Grandview and Elevation this year. I will be at Grandview on Wednesdays and Fridays. Please feel free to email me with any questions you may have. My email and phone number are included in the syllabus.

Looking forward to an awesome year!

Nicole Kroger  
ASL Teacher

## AMERICAN SIGN LANGUAGE 3

Nicole Kroger  
kroger@cherrycreekschools.org  
Phone Number (720) 886-6823

Fall 2020  
Period: 4B  
1:55 - 3:30

**COURSE DESCRIPTION:** American Sign Language is a unique, visual language with its own grammar, structure and rules. This course expands on the foundations of American Sign Language 2. Students will continue to increase their understanding of the important functions of ASL grammar and the distinct aspects of Deaf culture. Students expand their ASL vocabulary, idioms, fingerspelling, phrases, sentences, storytelling and non-manual signals.

**OBJECTIVES:** As a result of this course, you will be able to:

- Identify the important features of the Deaf community: Past and Present
- Engage in basic conversations on a variety of topics using ASL grammar and structure
- Explain the importance of incorporating facial expressions and non-manual signals
- Collaborate effectively with peers to develop expressive and receptive ASL skills
- Produce basic ASL sentence structures using fingerspelling, simple phrases, expressions and non-manual signals to communicate
- Develop cultural awareness of Deaf Culture, Deaf History and Deaf Education
- Targeted vocabulary instruction and practice covering various topics including:
  - *MASTER ASL Unit 10: Making Plans*
  - *SIGNING NATURALLY:*
  - *Unit 14: Complaining, Making suggestions and requests*
  - *Unit 15: Exchanging Personal Information: Life Events*
  - *Unit 16: Describing and Identifying Things*
  - *Unit 17: Talking About the Weekend*

### TEXTS AND RESOURCES:

- Zinza, J., *Master ASL! Level One*, (2006).
- Zinza, J., *Master ASL! Fingerspelling, Numbers, and Glossing* (2006).
- Leigh, I., Anderews, J., Harris, R., *Deaf Culture: Exploring Deaf Communities in the United States* (2018)
- Smith, C., Mikos, K., Lentz, E.M., *Signing Naturally* (1998)
- [aslpro.com](http://aslpro.com)
- [aslthat.com](http://aslthat.com)

**COMMUNICATION:** You are expected to check your student e-mail and Schoology regularly for grade postings and announcements regarding assignment and schedule changes. If you have a conflict with due dates or an exam, please discuss this with me *before* the exam date or due date. The best way to reach me is to come to U309 or via e-mail [nkroger@cherrycreekschools.org](mailto:nkroger@cherrycreekschools.org), which I check at least once a day. If you have a concern or question you need to discuss, please come see me.

**CELL PHONES, COMPUTERS, AND OTHER ELECTRONIC DEVICES:** Once class has begun, use of all electronic devices should be limited to class-related tasks such as note taking and the viewing of class-related Internet sites. If special accommodations are necessary or special circumstances require you to take a phone call or check text messages, please speak to me before class. Excessive use of devices for purposes other than class work will result in a call home.






**ASSIGNMENT SUBMISSION:** Assignments are submitted in class or on Schoology.

**LATE WORK:** Work must be submitted on or before the due date. If you need extra time, you must communicate this to me *before the due date* to request an extension.

**RESUBMISSIONS:** Students have the opportunity to retake quizzes, tests, self-evaluations or presentations (except the ASL final). Students are given the chance to retake formative and summative assessments to provide an opportunity for students to demonstrate everything that they have learned. **All resubmissions must be turned in by Dec. 4** for grading. No resubmissions will be accepted after this date!

ASL 3 SCHEDULE	
MONDAY	<b>Virtual Class Meeting:</b> 1:30 - 1:50
TUESDAY	<b>Remote Learning</b> Cohort A & B
WEDNESDAY	<b>GHS</b> Cohort A (A - K) 1:55 - 3:30 <b>Remote Learning</b> Cohort B
THURSDAY	<b>Remote Learning</b> Cohort A & B
FRIDAY	<b>GHS</b> Cohort B (L - Z) 1:55 - 3:30 <b>Remote Learning</b> Cohort A

Students will access all of their work in Schoology. The folders in Schoology are broken up into Units.


- > **Phase-In Week Aug. 17 - Aug. 21**  
  
PHASE-IN WEEK
- > **Introduction to ASL 3**  
  
WELCOME TO ASL 3  
Unpublished
- > **MASTER ASL Review Units 5 - 9**  
  
MASTER ASL REVIEW UNITS 5 - 9  
Unpublished
- > **Unit 10**  
  
ANIMALS OCCUPATIONS FOOD  
Unpublished
- > **SIGNING NATURALLY**  
  
SIGNING NATURALLY UNITS 13 - 16


Inside the folders are directions for the week. Each week, students will have a link to a hyperdoc, along with other assignments they need to complete. They will submit all work through Schoology.


Each week, students will complete work using a hyperdoc. I have broken up assignments by day to help with time management. The hyperdocs will change each week depending on the Unit and content but the format will remain consistent.






## REVIEW UNIT 6




<p><b>LESSON 2</b> <b>WEEK 2</b></p> <div style="text-align: center;">  </div> <p>August 24 - 28</p>	<ul style="list-style-type: none"> <li>✓ Cohort A: GHS Wednesday, Cohort B: GHS Friday</li> <li>✓ Review Unit 6: Watch videos and practice vocabulary</li> <li>✓ Watch Sports Practice Phrases and submit phrases in Schoology</li> <li>✓ Complete Expressive Sign Assignment on Thursday</li> <li>✓ Complete Units 5 - 6 Assessment on Schoology</li> </ul>
---	--

<p><b>MONDAY</b> ALL REMOTE</p> <div style="text-align: center;">  </div>	<ul style="list-style-type: none"> <li>✓ VIRTUAL CLASS MEETING on Microsoft Teams: 1:30 - :50</li> </ul>
--	--

<p><b>TUESDAY</b> ALL REMOTE</p> <div style="text-align: center;">  </div>	<p>1. Watch <a href="#">this video</a> with instruction on vocabulary and concepts</p>
	<p>2. Watch this video on <a href="#">SPORTS VOCABULARY</a></p>
	<p>3. Watch this video on <a href="#">Sports Practice Phrases</a></p>
	<p>4. Write down the phrases from the video and submit on Schoology.</p>

<b>WEDNESDAY</b>  COHORT B   COHORT A 	1. Watch <a href="#">this video</a> with instruction on vocabulary and concepts
	2. Watch this video on <a href="#">MASTER ASL UNIT 6 VOCABULARY</a>
	3. Practice vocabulary using Quizlet Flashcards: ★ <a href="#">Unit 6 Flashcards</a>
	Cohort A (A - K) come to school ASL 3 - 4B 1:55 - 3:30

<b>THURSDAY</b> ALL REMOTE  	<b>Unit 6 Expressive Sign Assignment. Pick one:</b> 1. Create a narrative using vocabulary from Unit 6. Discuss your favorite sport, the time of year you play, who you play with and why you enjoy it. Post on Flipgrid OR 2. Create a dialogue with 2 - 4 classmates. Ask and answer questions related to plans related to your favorite sport. What will you play? Who will come? What time of year? Why did you pick this sport? Record your conversation on zoom and send me the link.
---	--

<b>FRIDAY</b>  COHORT A   COHORT B 	1. Watch <a href="#">this video</a> with instruction on vocabulary and concepts
	2. Watch this video on <a href="#">MASTER ASL UNIT 6 VOCABULARY</a>
	3. Practice vocabulary using Quizlet Flashcards: ★ <a href="#">Unit 6 Flashcards</a>
	Cohort B (L - Z) come to school ASL 3 - 4B 1:55 - 3:30  <b>UNIT 6 ASSESSMENT ON SCHOLOGY DUE BY MONDAY AUG 31</b>

