

ALL DIMENSIONS IN: INCHES [MM]					DIMENSIONING AND TOLERANCING PER ASME Y14.5M-1994				
					TOLERANCES UNLESS OTHERWISE SPECIFIED .XXX ± 0.010 .XX ± 0.02 .X ± 0.1 ANG ± 3.0	APPROVED	DATE	PLOT DATE	SCALE
						MATT POPPE	09.06.12	06.03.13	0.200
						DRAWN	DATE	CHECKED	DATE
						A. BAILEY	09.15.11		
						DO NOT SCALE DRAWING	PRO/E		DWG SIZE
						THIRD ANGLE PROJECTION			
					<b>KOHLER</b> KOHLER CO. KOHLER, WISCONSIN 53044 ASSEMBLY, 1/4" BYPASS DOOR				
					DWG. NO. 1172739 SHT 1 of 5				
					THIS DRAWING IN DESIGN AND DETAILS IS THE PROPERTY OF KOHLER CO. AND MAY NOT BE USED EXCEPT IN CONNECTION WITH KOHLER CO. WORK. ALL RIGHTS OF DESIGN OR INVENTION ARE RESERVED.				
					DWG REVISION RECORD				

8

7

6

5

4

3

2

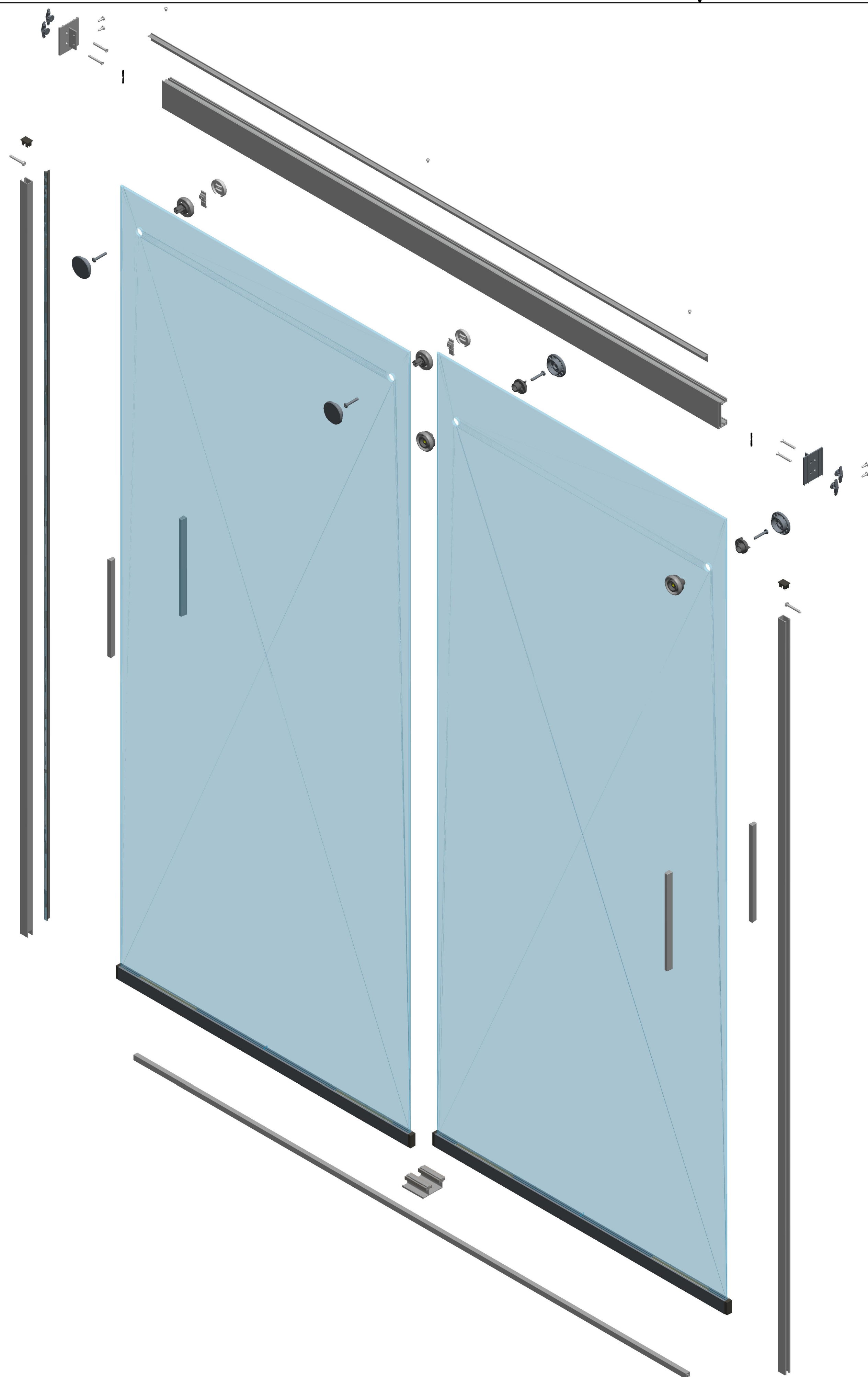
1

D

C

B

A



ALL DIMENSIONS IN: INCHES [MM]					DIMENSIONING AND TOLERANCING PER ASME Y14.5M-1994									
					TOLERANCES UNLESS OTHERWISE SPECIFIED .XXX ± 0.010 .XX ± 0.02 .X ± 0.1 ANG ± 3.0	APPROVED	MATT POPPE	DATE	09.06.12	PLOT DATE	06.03.13	SCALE	0.200	
						DRAWN	A. BAILEY	DATE	09.15.11	CHECKED		DATE		DWG
							DO NOT SCALE DRAWING		PRO/E		THIRD ANGLE PROJECTION			
							<b>KOHLER</b>			KOHLER CO. KOHLER, WISCONSIN 53044				
						DESCRIPTION		ASSEMBLY, 1/4" BYPASS DOOR						
						ASSEM NAME:		1172739						
						DWG. NO.		1172739						
						SHT		2 of 5						

SHT	SYM	BY	DESCRIPTION	DATE
5	C			
5	B			
5	A			
1-4	-			

SEE SHEET #1

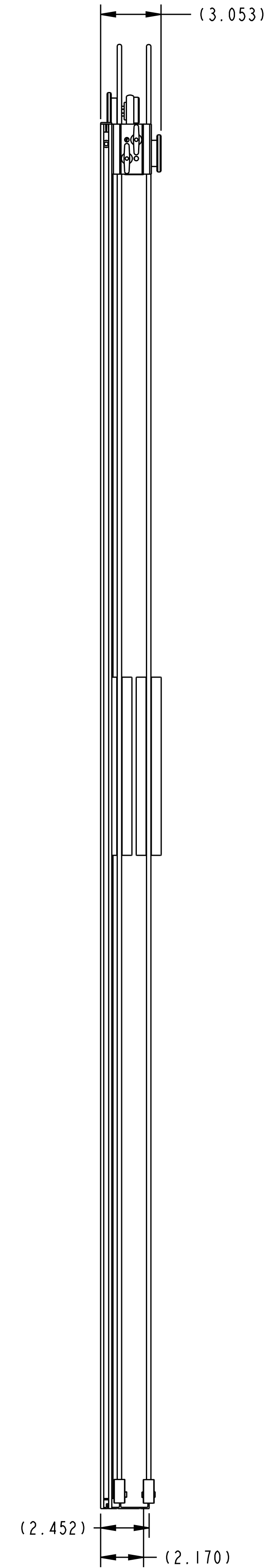
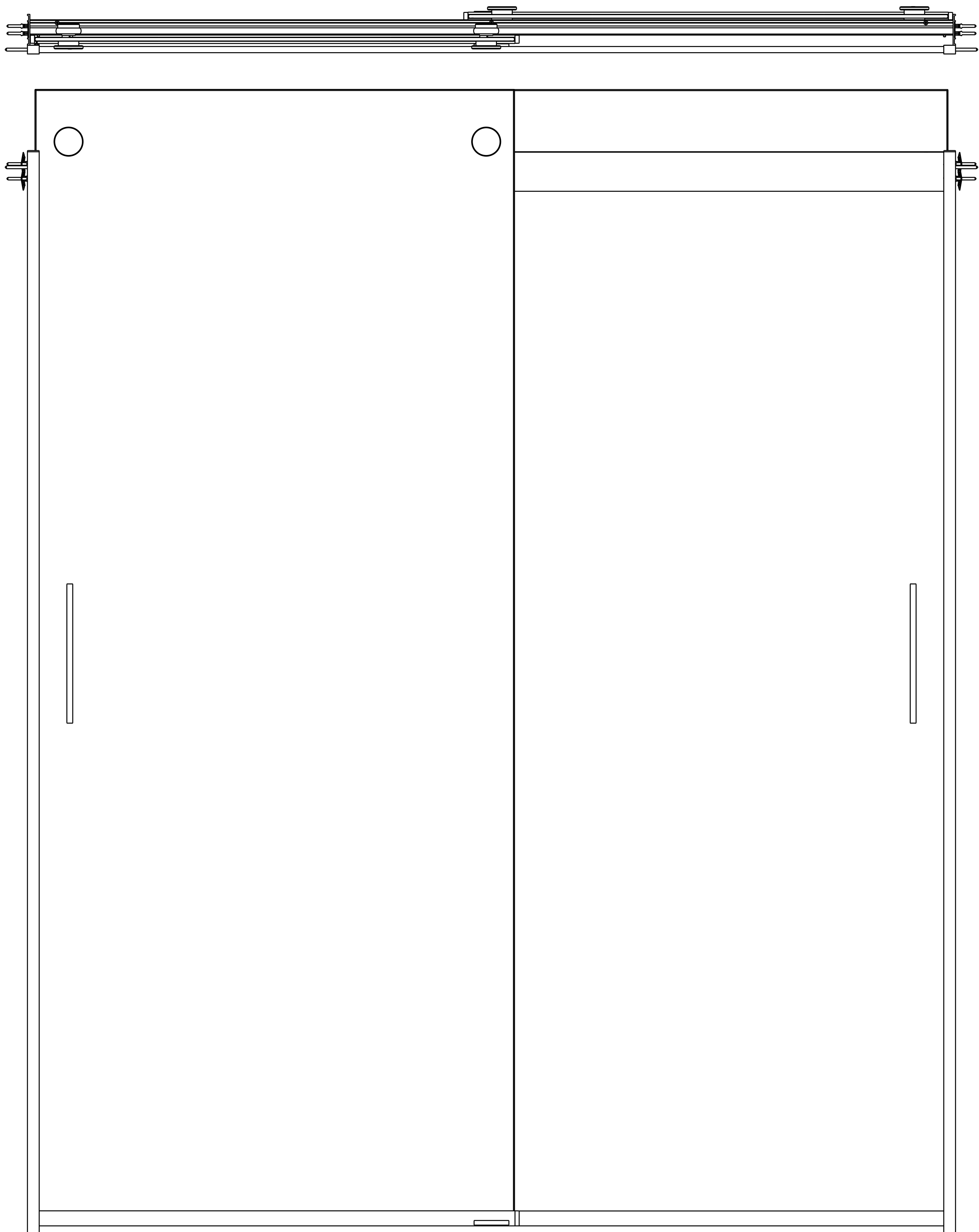
8 7 6 5 4 3 2 1

D

C

B

A



ALL DIMENSIONS IN: INCHES [MM]					DIMENSIONING AND TOLERANCING PER ASME Y14.5M-1994								
SEE SHEET #1					TOLERANCES UNLESS OTHERWISE SPECIFIED	APPROVED	MATT POPPE	DATE	09.06.12	PLOT DATE	06.03.13	SCALE	0.250
					.XXX ± 0.010	DO NOT SCALE DRAWING	PRO/E	DATE		DATE		DWG	D
					.XX ± 0.02	KOHLER			THIRD ANGLE PROJECTION				
					.X ± 0.1	KOHLER CO. KOHLER, WISCONSIN 53044			ASSEMBLY, 1/4" BYPASS DOOR				
					ANG ± 3.0	DESCRIPTION			ASSEM NAME: 1172739				
					THIS DRAWING IN DESIGN AND DETAILS IS THE PROPERTY OF KOHLER CO. AND MAY NOT BE USED EXCEPT IN CONNECTION WITH KOHLER CO. WORK. ALL RIGHTS OF DESIGN OR INVENTION ARE RESERVED.			DWG. NO. 1172739			SHT 3 of 5		
DWG REVISION RECORD													
SHT	SYM	BY	DESCRIPTION	DATE									

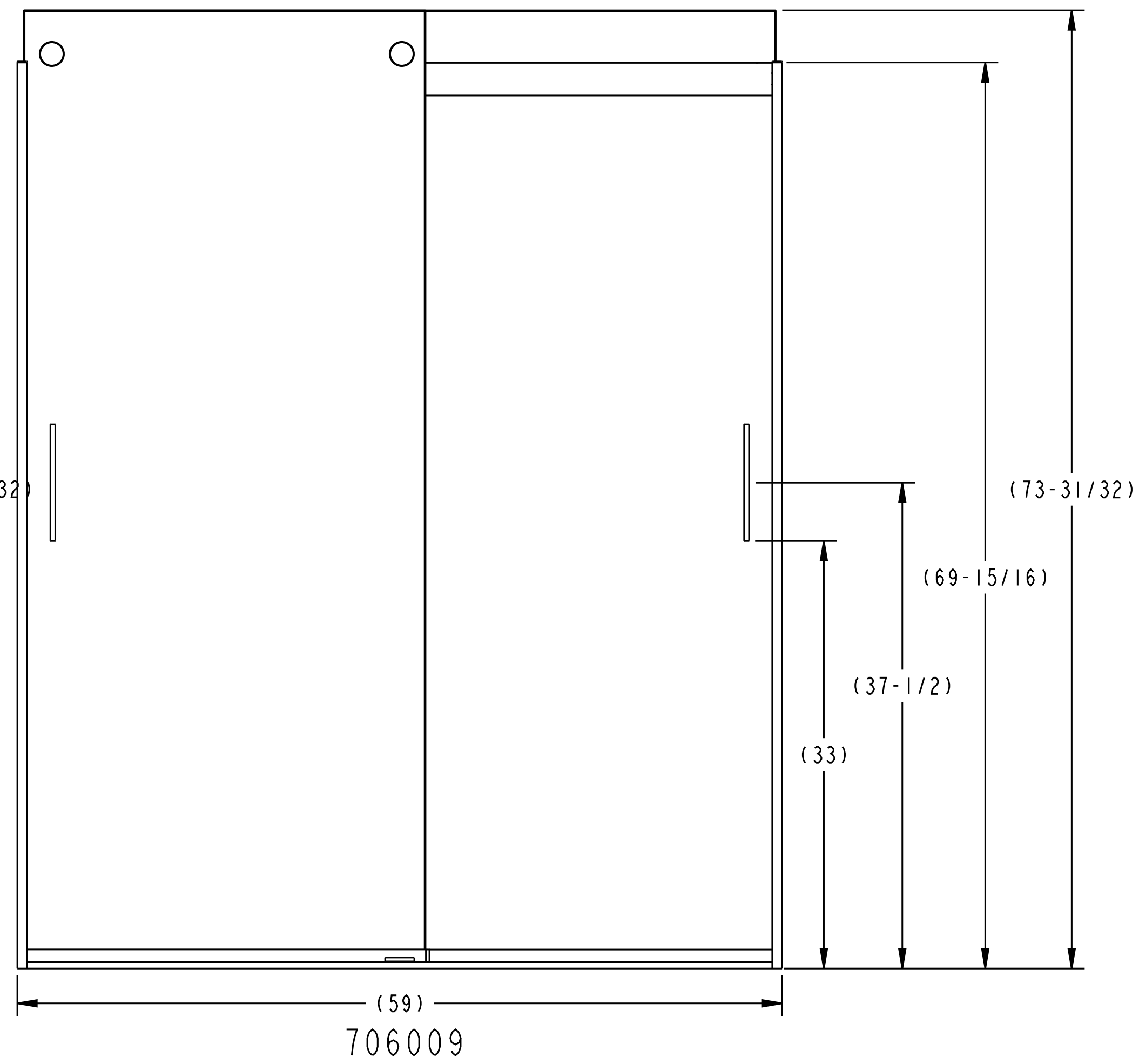
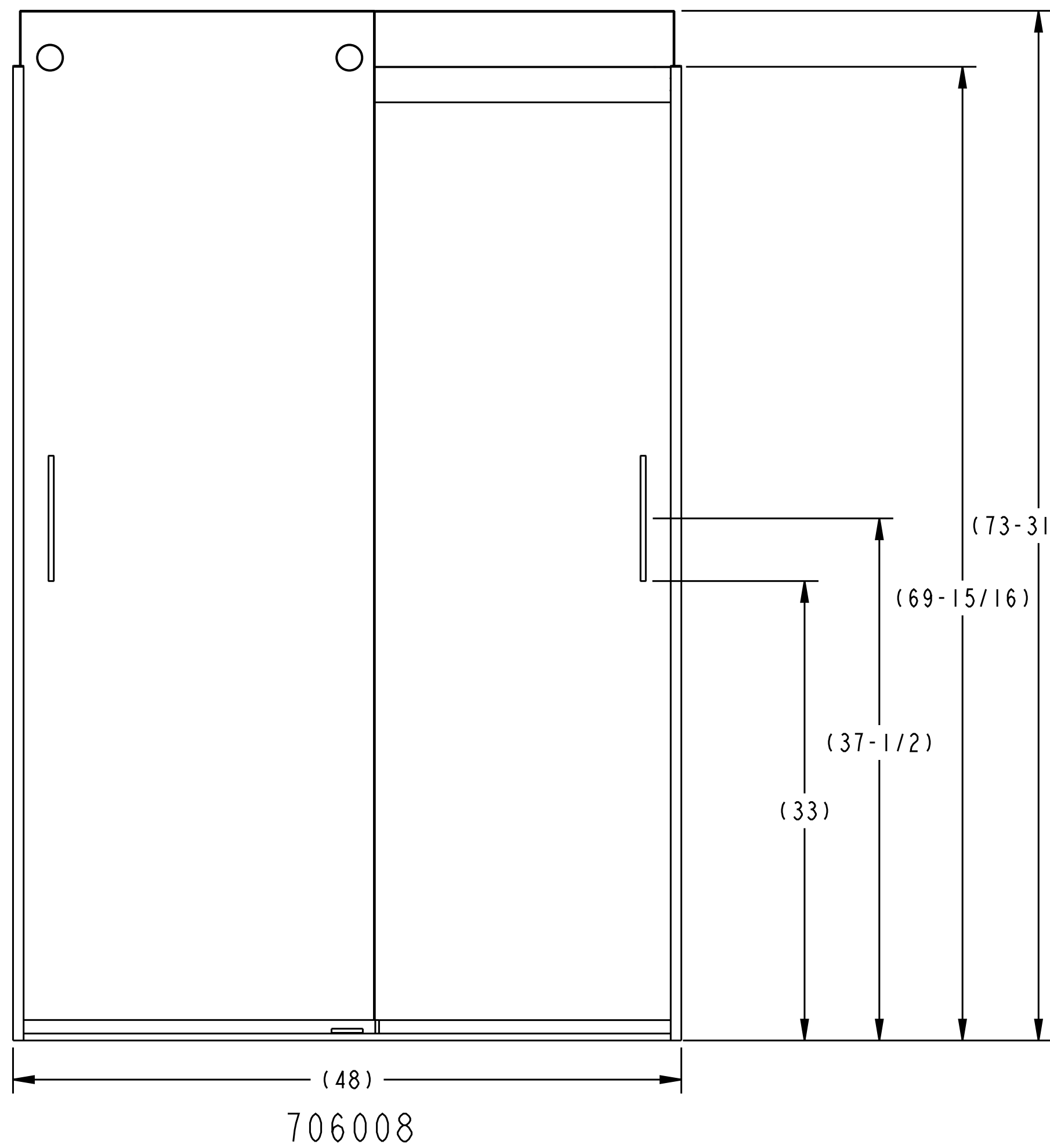
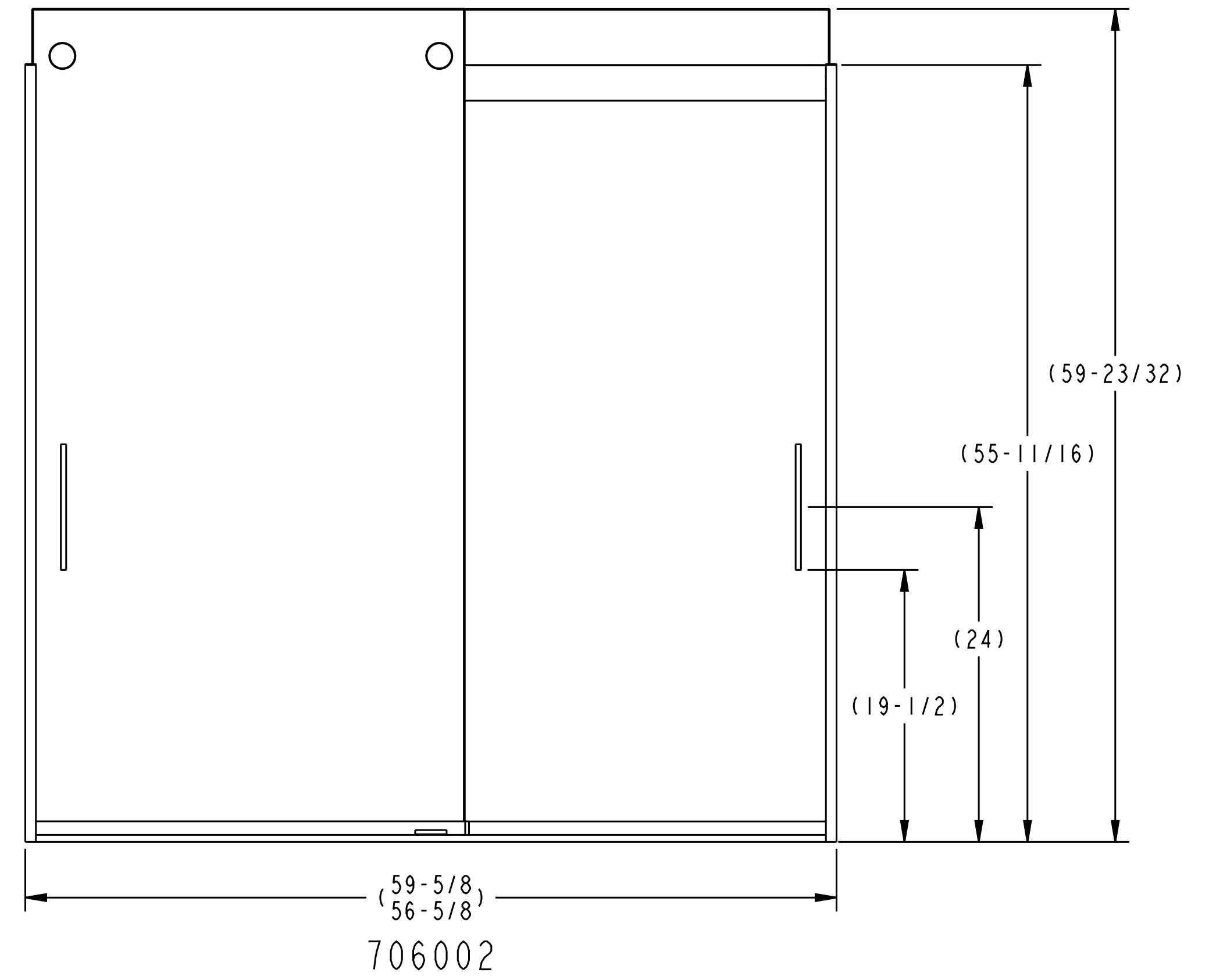
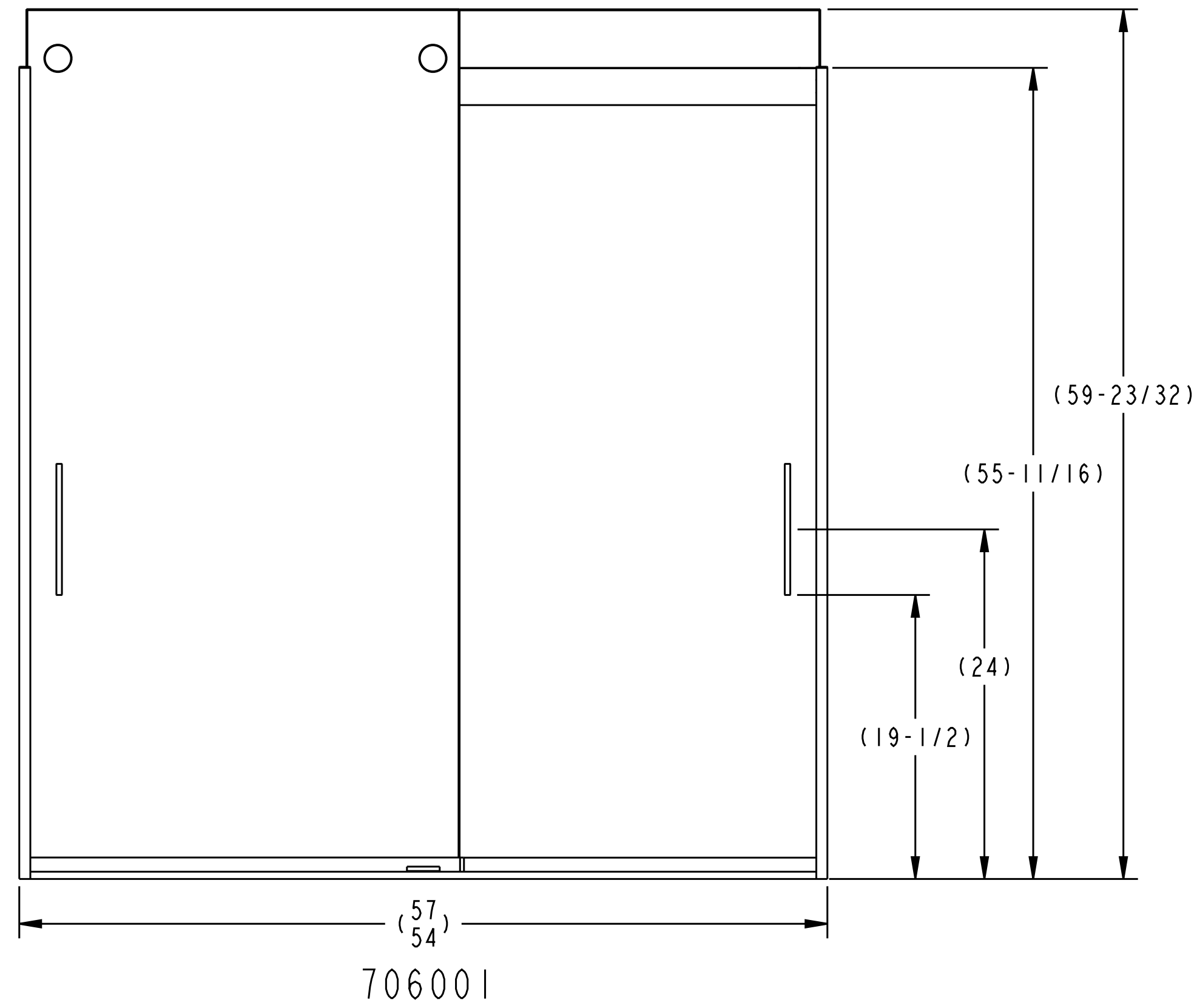
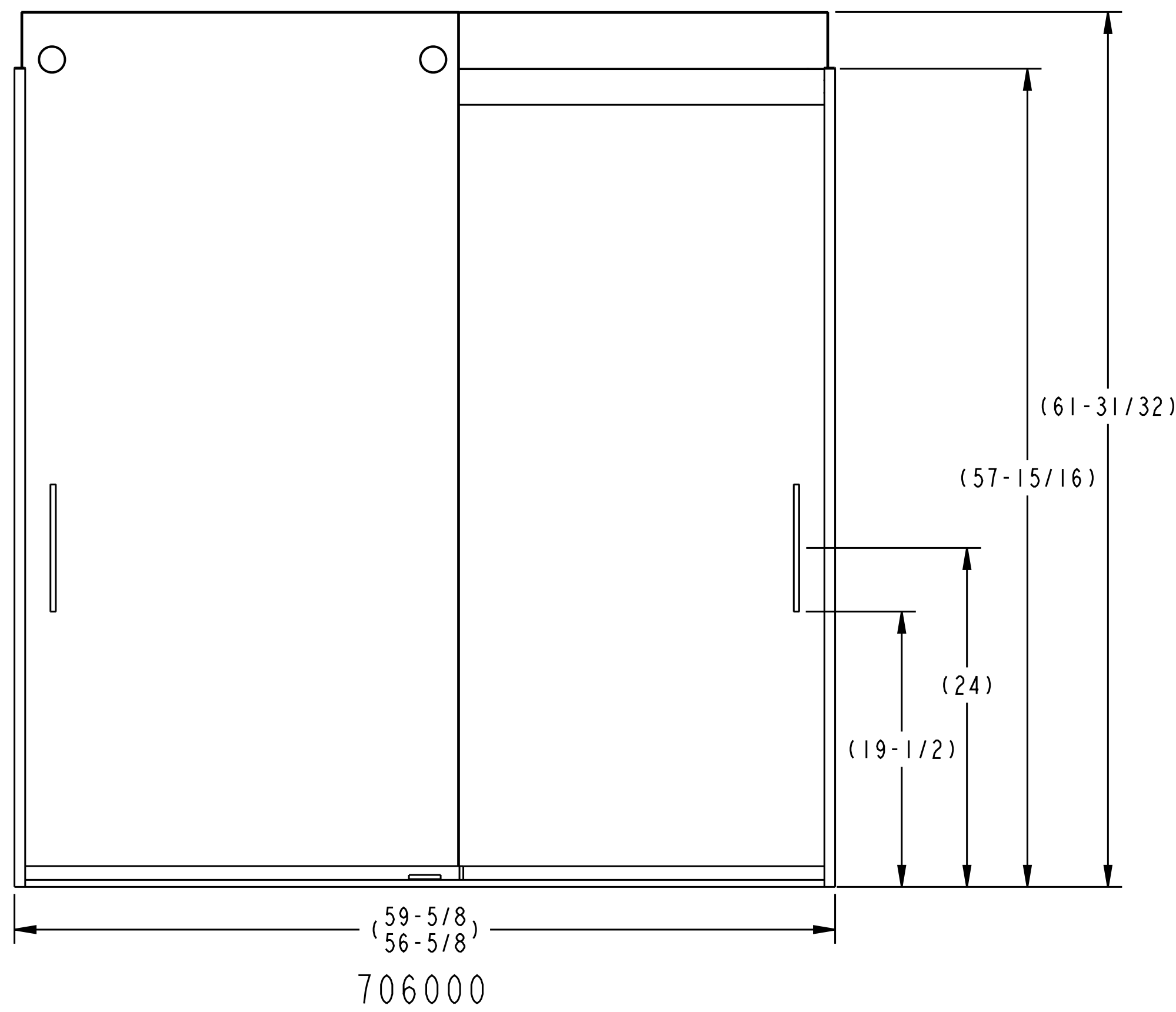
8 7 6 5 4 3 2 1

D

C

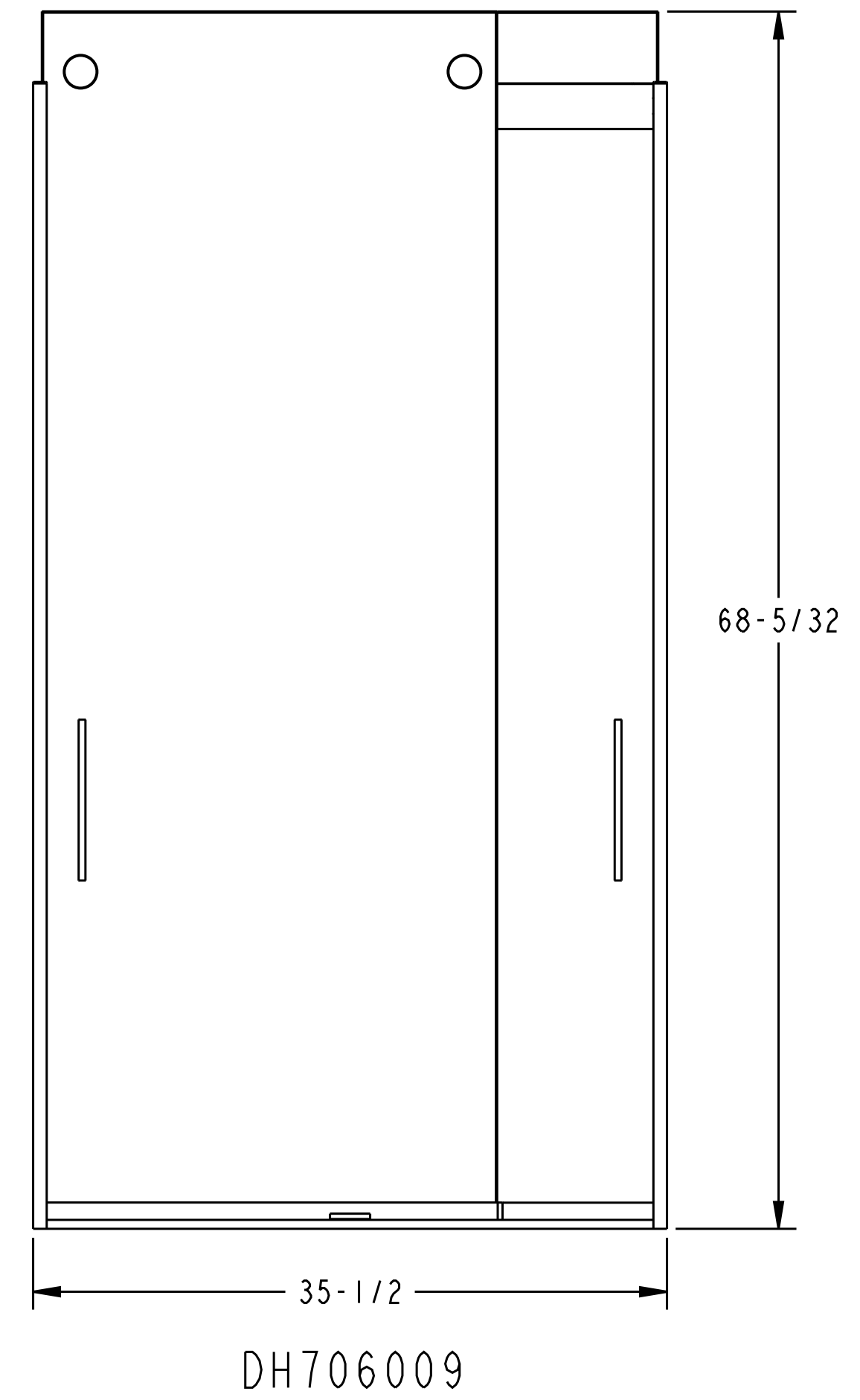
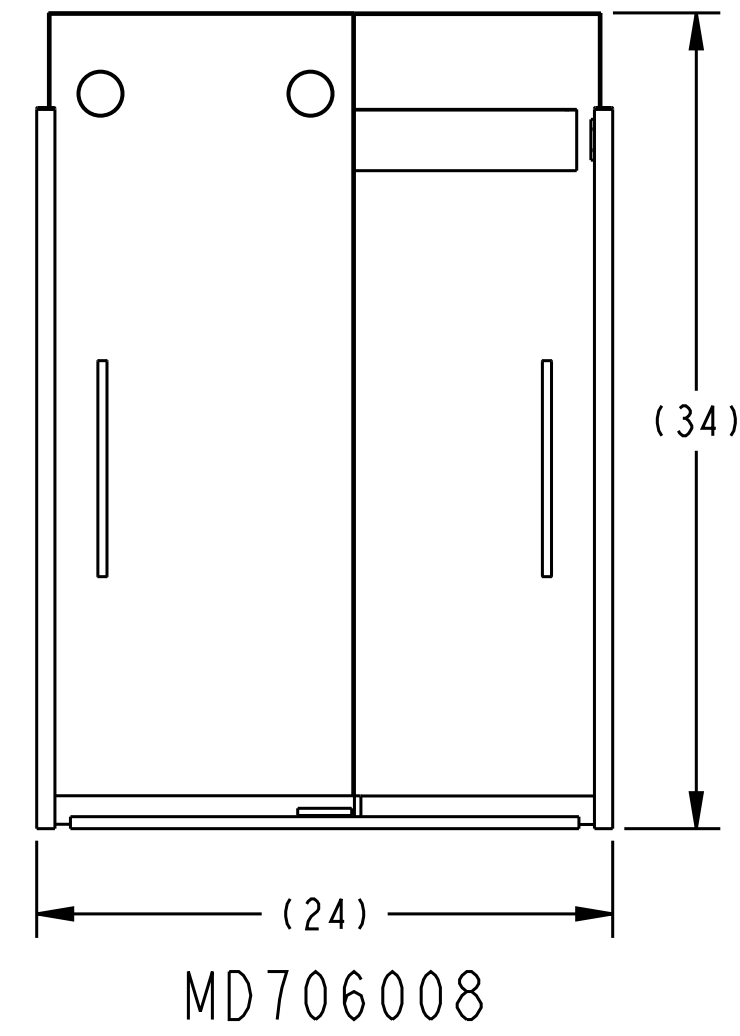
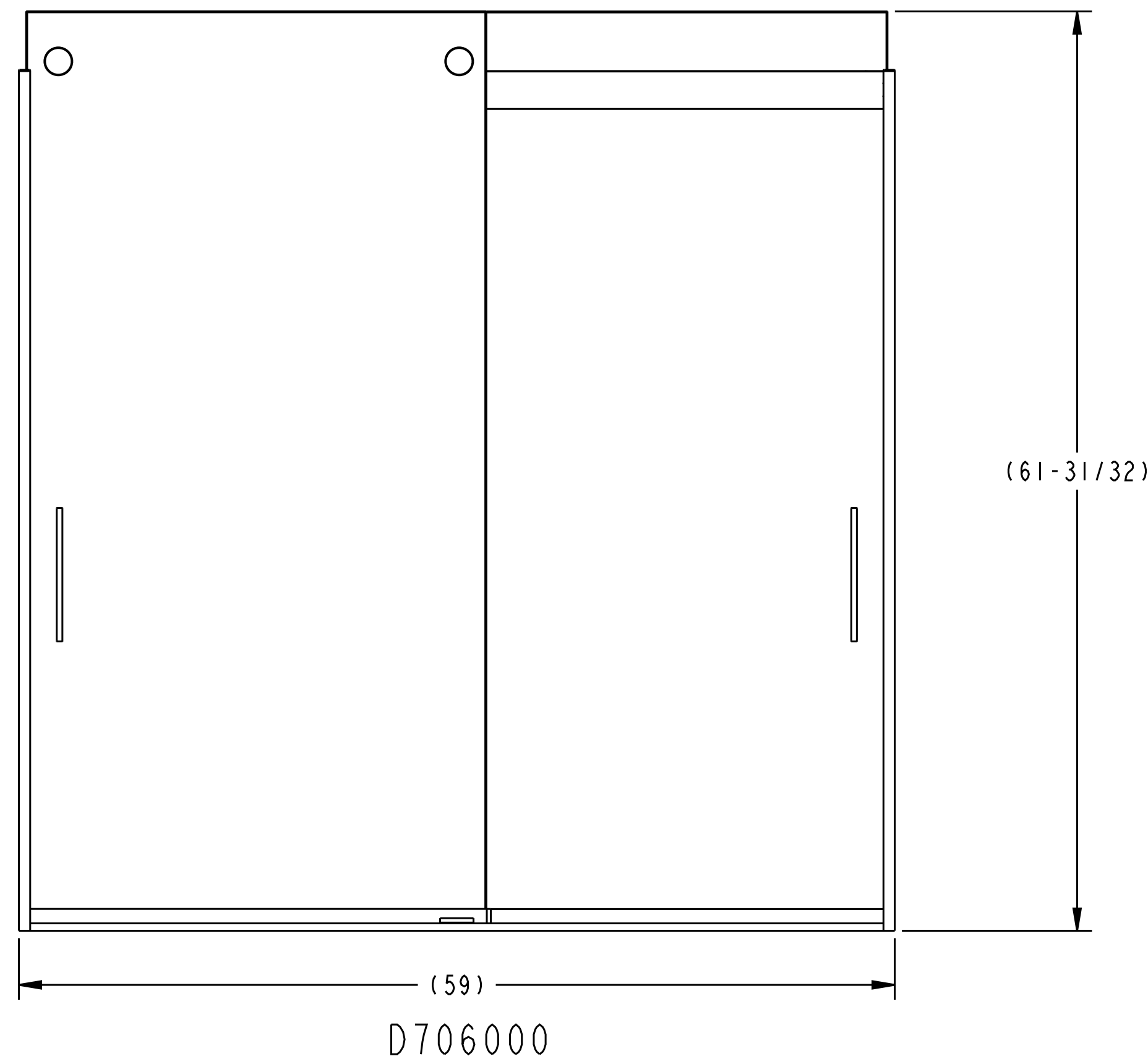
B

A



ALL DIMENSIONS IN: INCHES [MM]				DIMENSIONING AND TOLERANCING PER ASME Y14.5M-1994				
<p style="text-align: center;">SEE SHEET #1</p>				TOLERANCES UNLESS OTHERWISE SPECIFIED	APPROVED	DATE	PLOT DATE	SCALE
				.XXX ± 0.010 .XX ± 0.02 .X ± 0.1 ANG ± 3.0	MATT POPPE	09.06.12	06.03.13	0.200
<p style="text-align: center;">DWG REVISION RECORD</p>				DO NOT SCALE DRAWING	CHECKED	DATE	DWG SIZE	
				A. BAILEY	09.15.11		D	
<p style="text-align: center;">THIS DRAWING IN DESIGN AND DETAILS IS THE PROPERTY OF KOHLER CO. AND MAY NOT BE USED EXCEPT IN CONNECTION WITH KOHLER CO. WORK. ALL RIGHTS OF DESIGN OR INVENTION ARE RESERVED.</p>				<p style="text-align: center;"><b>KOHLER</b></p> <p style="text-align: center;">KOHLER CO. KOHLER, WISCONSIN 53044</p>				
<p style="text-align: center;">ASSEMBLY, 1/4" BYPASS DOOR</p>				<p style="text-align: center;">THIRD ANGLE PROJECTION</p>				
<p style="text-align: center;">DWG. NO. 1172739</p>				<p style="text-align: center;">ASSEM NAME: 1172739</p>				
<p style="text-align: center;">SHT 4 of 5</p>				<p style="text-align: center;">SHT 4 of 5</p>				

8 7 6 5 4 3 2 1



ALL DIMENSIONS IN: INCHES					DIMENSIONING AND TOLERANCING PER ASME Y14.5M-1994									
					TOLERANCES UNLESS OTHERWISE SPECIFIED .XXX ± 0.010 .XX ± 0.02 .X ± 0.1 ANG ± 3.0	APPROVED	MATT POPPE	DATE	09.06.12	PLOT DATE	06.03.13	SCALE	0.125	
						DRAWN	A. BAILEY	DATE	09.15.11	CHECKED		DATE		DWG
						DO NOT SCALE DRAWING		PRO/E						SIZE
														D
SEE SHEET #1					THIS DRAWING IN DESIGN AND DETAILS IS THE PROPERTY OF KOHLER CO. AND MAY NOT BE USED EXCEPT IN CONNECTION WITH KOHLER CO. WORK. ALL RIGHTS OF DESIGN OR INVENTION ARE RESERVED.	<b>KOHLER</b> KOHLER CO. KOHLER, WISCONSIN 53044		THIRD ANGLE PROJECTION		ASSEMBLY, 1/4" BYPASS DOOR				
						DESCRIPTION		ASSEM NAME: MD706008		DWG. NO. 1172739		SHT 5 of 5		
DWG REVISION RECORD														

8

7

6

5

4

3

2

1

D

C

B

A