



# AYSO Coaches Meeting

Fall Season Kickoff  
15 August 2015

**This presentation can be found on our website later today!**



# Agenda



- Overview of AYSO Program & Philosophies
- Our Region: Board
- Referee Notes
- Training Opportunities
- Safety
- Player Registration Forms
- Website / Shutterfly
- Game Schedules and Rescheduling
- Weather Policy
- Conduct of Play
- Question & Answer
- Door Prizes
- Break up by Division



# Overview of AYSO





# AYSO Background



- Formed in 1964 with 9 teams in Southern California
- Today, AYSO has more than 50,000 teams and more than 600,000 players.
- Employs 50 people at the AYSO National Office in Torrance, California.
  - All the rest are unpaid volunteers – just like us!





# AYSO Organization



- **Regions:** Local community soccer programs
- **Areas:** Comprised of multiple Regions
- **Sections:** Comprised of multiple Areas
- **National Board of Directors**
  - 13 volunteers, leading the largest single nonprofit youth sports organization in US!
- **AYSO National Office – Torrance, CA**
  - (f.k.a. National Support & Training Center)

**East Central Iowa is Section 6, Area E, Region 1112**



# Vision



- AYSO Vision
  - To provide world class youth soccer programs that **enrich children's lives**



# Mission



- AYSO Mission
  - To develop and deliver quality youth soccer programs, which promote a **fun, family environment** based on the AYSO's Six Philosophies:



# AYSO Philosophies



- **Everyone Plays®**
- **Balanced Teams**
- **Open Registration**
- **Positive Coaching**
- **Good Sportsmanship**
- **Player Development**





# Everyone Plays®



*Our goal is for kids to play soccer – so we mandate that every player on every team must play at least half of every game.*

*It's no fun to spend the game on the bench...and that's no way to learn soccer!*

## *Everyone Plays®*

*1) In our region: 75%*



# Everyone Plays®



- In our region: Play each player **at least three quarters of every game**, whenever possible. (No player plays 4 quarters if there's players that didn't play 3 quarters yet.) Exception: playoffs.
- The "Everyone Plays" rule applies to all players, regardless of skill level or age, and regardless of the number of practices they attend.

## How Coaches Help

- Keep track of who's playing when AND where
- Give all players a chance to play all positions at some point during the season
  - They MAY play the same position throughout the entire game.
- The same players should not always sit out the first quarter of each game, so that they do not think of themselves as permanent substitutes.



# Everyone Plays®



## Substitution

- U05-U14: Approximately midway through each half.
- At half-time.
- For injury.

**NO substitutions on the fly!**

## Substitution for injury:

- If player is injured, the coach may provide a substitute. Injured player may not return until beginning of next “quarter”. Quarter is credited only to injured player.
- Coach may choose not to substitute and to “play short” until injured player is ready to return to play the remainder of the “quarter”. (Wait for signal of referee.)



# Balanced Teams



*Each year we form new teams as evenly as possible – because it is **fair** and more **fun** when teams of equal ability play.*

# *Balanced Teams*





# Balanced Teams



## How Coaches Help

- If one team is short players for a game
  - The other team will loan them a substitute to make the numbers equal
    - **Tell all players to bring both jerseys to each game**
- If one team is dominating another
  - BOTH coaches should consider rebalancing the teams at half time: swap players as needed
- At the end of the Fall season all coaches will be asked to rate their players.
  - This will help us do a better job of balancing next year
- **NO switching of players! Teams are balanced. In exceptional cases: both coaches agree PLUS okay from Regional Commissioner!**



# Open Registration



*Our program is open to all children between 4 and 19 years of age who want to register and play soccer. **Interest and enthusiasm** are the only criteria for playing.*

# *Open Registration*



# Open Registration



## How Coaches Help

- Welcome any player who's on your team and encourage ALL players to return next year.
- Spread the word



# Positive Coaching



*Encouragement of player effort provides for greater enjoyment by the players and ultimately leads to better-skilled and better-motivated players.*

## *Positive Coaching*





# Positive Coaching



## How Coaches Help

- Only positive words of encouragement during practices and games



# Good Sportsmanship



*We strive to create a safe, fair, fun and positive environment based on mutual respect, rather than a win-at-all-costs attitude, and our program is designed to instill good sportsmanship in every facet of AYSO.*

# *Good Sportsmanship*



# Good Sportsmanship



## How Coaches Help

- Honor the Game
  - Praise good play by both teams
- Remember the “Everyone Plays” philosophy
- Never criticize the referee. Love the referee to death!



# Player Development



*We believe that all players should be able to develop their soccer skills and knowledge to the best of their abilities, both individually and as members of a team, in order to maximize their enjoyment of the game.*

# *Player Development*





# Player Development



## How Coaches Help

- Attend for coaching clinics (mandatory)
  - A better trained coach contributes to and encourages player development
- Sign-up for referee course
- Come prepared: make a practice plan for each practice
- Recognize, acknowledge and praise Player Development: “Nice pass,” “Great shot,” “Awesome move,” “Good defense,” etc.



**WE ARE:**

**AYSO Region 1112  
East Central Iowa**

National Office  
[www.ayso.org](http://www.ayso.org)

Local Region  
[www.ayso-cr.org](http://www.ayso-cr.org)  
(319) 804-8384



# Local AYSO Board



<b>Regional Commissioner</b>	<b>Henk Rook</b>	<b>commissioner@ayso-cr.org</b>
<b>Coach Administrator</b>	<b>Mark Lehman</b>	<b>coachadmin@ayso-cr.org</b>
<b>Asst Coach Administrator</b>	<b>Dave Ratzer</b>	<b>asstcoachadmin@ayso-cr.org</b>
<b>Referee Administrator</b>	<b>Shawn Block</b>	<b>refereeadmin@ayso-cr.org</b>
<b>Child &amp; Volunteer Protection Advocate</b>	<b>Beth Tribble</b>	<b>cvpadvocate@ayso-cr.org</b>
<b>Treasurer</b>	<b>Mary Hagensick</b>	<b>treasurer@ayso-cr.org</b>
<b>Safety Director</b>	<b>Gary Cliff</b>	<b>safetydirector@ayso-cr.org</b>
<b>Registrar</b>	<b>Deb Menken</b>	<b>registrar@ayso-cr.org</b>
<b>Scheduler</b>	<b>Henk Rook</b>	<b>scheduler@ayso-cr.org</b>
<b>Uniform Coordinator</b>	<b>Michele Tiefel</b>	<b>uniforms@ayso-cr.org</b>
<b>VIP Administrator</b>	<b>Craig Collins</b>	<b>vip@ayso-cr.org</b>
<b>Volunteer Recognition Coordinator</b>	<b>Mary Hagensick</b>	<b>recognition@ayso-cr.org</b>
<b>Playoff Coordinator</b>	<b>Patti</b>	<b>playoff@ayso-cr.org</b>
<b>Webmaster</b>	<b>Henk Rook</b>	<b>webmaster@ayso-cr.org</b>
<b>Referee Mentor Program Coordinator</b>	<b>Mark Holt</b>	<b>refereementor@ayso-cr.org</b>
<b>Player Referee Organization Admin</b>	<b>Matt Milburn</b>	<b>playerreferees@ayso-cr.org</b>

There's  
Room  
for  
You  
Too!



# Division Coordinators

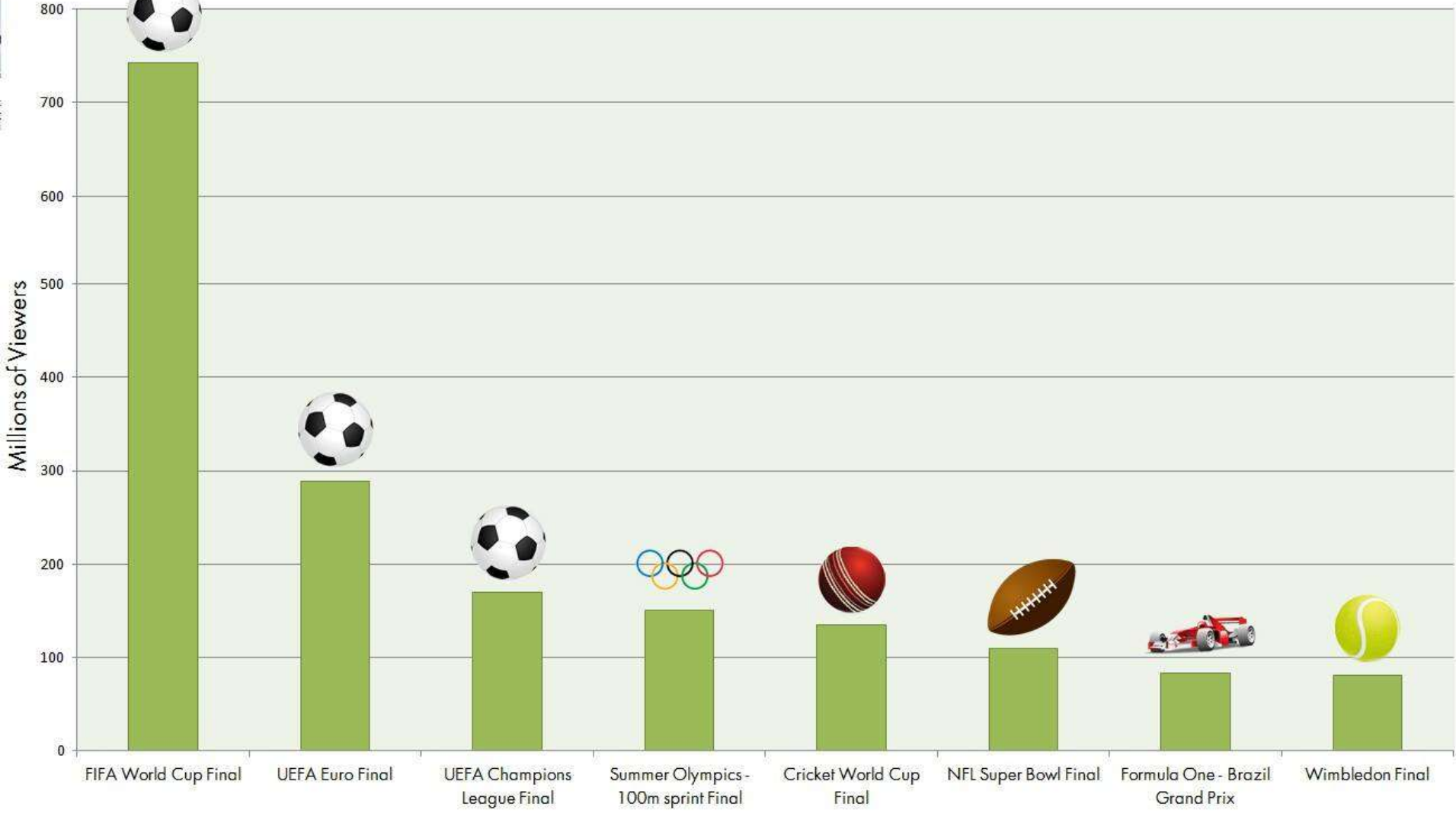


- Division coordinators are there for you if you have questions or comments specific to a Division.

<b>U05</b>	<b>Jim Conklin</b>	<b>u05@ayso-cr.org</b>
<b>U06 Boys</b>	<b>Kim Minks</b>	<b>u06boys@ayso-cr.org</b>
<b>U06 Girls</b>	<b>Kim Minks</b>	<b>u06girls@ayso-cr.org</b>
<b>U07 Boys</b>	<b>Craig Collins</b>	<b>u07boys@ayso-cr.org</b>
<b>U07 Girls</b>	<b>Kyle Golimowski</b>	<b>u07girls@ayso-cr.org</b>
<b>U08 Boys</b>	<b>Craig Collins</b>	<b>u08boys@ayso-cr.org</b>
<b>U08 Girls</b>	<b>Jason Fawcett</b>	<b>u08girls@ayso-cr.org</b>
<b>U10 Boys</b>	<b>Dana Tiegen</b>	<b>u10boys@ayso-cr.org</b>
<b>U10 Girls</b>	<b>Beth Tribble</b>	<b>u10girls@ayso-cr.org</b>
<b>U12 Boys</b>	<b>Travis Vanderkamp</b>	<b>u12boys@ayso-cr.org</b>
<b>U12 Girls</b>	<b>Todd Bell</b>	<b>u12girls@ayso-cr.org</b>
<b>U14 Boys</b>	<b>Dave Ratzer</b>	<b>u14boys@ayso-cr.org</b>
<b>U14 Girls</b>	<b>Mark Lehman</b>	<b>u14girls@ayso-cr.org</b>
<b>U16/U19 Coed</b>	<b>Todd Bell</b>	<b>u19@ayso-cr.org</b>



# Most watched sports finals worldwide





# Player Counts



We ended last season with 2,144 players!

- Largest in the Midwest!
- Larger than all soccer clubs combined!

We are now well on our way to more...



# Player Counts



Player counts as of 8/14/2015:

Division	Boys	Girls	Total
U-05	52	31	83
U-06	82	68	150
U-07	116	89	205
U-08	158	94	252
U-10	232	226	458
U-12	248	173	421
U-14	156	136	292
U-19	46	54	100
Total	1096	875	1971

**6% growth!**

56% boys – 44% girls



# Communication with Parents



- Contact parents in next 72 hours!
- Collect/confirm email addresses with first round of phone calls. Ask how often they check their email.
- Communicate via email. Didn't get a response? Follow-up with phone call!
- Website for region related info

A good and timely communication with the parents will save us a lot of work.





# Volunteers Needed!



- Please let parents know that we need to fill the following positions:
  - Division coordinators
  - U4 Playground coordinators
- As well as
  - Referees!!
  - Coaches
  - Instructors, ...



# Shawn Block

Referee Administrator





# Referee Coverage



Division	U07	U08	U10	U12	U14
Boys	24%	32%	56%	65%	41%
Girls	31%	43%	63%	72%	98%

Goal is to provide referee coverage for 100% of our games, but we are dependent on volunteers just like you

- Not your responsibility to coach and referee at same time
- Recruit one or two volunteers from your team to take the referee training
  - Players as young as 10 can take the U08 Official course
  - Players 12 or older can take the Basic Referee course



# Referee Training



- **Date**  
Saturday, August 29<sup>th</sup>
- **Location**  
Faith Lutheran Church  
155 Boyson Road  
Marion
- **Basic Referee Course**  
– 8:00a – 5:00p
- **Intermediate Referee**  
– 8:00a – 5:00p
- **Advanced Referee**  
– Will be offered at a later date if sufficient interest

Sign-up for referee courses in the lobby  
AND register yourself via eAYSO.





# AYSO Policies



- **Casts, Splints, ...**
  - Not allowed.
  - Players with casts or splints may NOT play in games even if the cast is padded and the player has been cleared by a Doctor.
- **Earrings, Piercings, ...**
  - Not allowed.
  - Earrings, piercings, jewelry, etc., must be removed before the player can take the field.



# Substitution Policy



- To ensure that every player gets to play at least 75% of every game AYSO allows a “substitution break” at approximately the mid point of each half.
  - Every player on the team who did not start the half should be sent in at the break point.
  - Look for an opportunity when the ball is naturally out of play – a goal; a throw in; a goal kick; ... then restart play where things were before the break.
- The purpose of this break is to facilitate substitutions.
  - Coaches should know who is being substituted for who, and be prepared to make the change quickly.
  - This is not a time for major coaching adjustments, snacks, ...

**NO substitutions during quarters (“on the fly”)**



# Heading



Heading is an important element of the game for older players, but AYSO policy is that we do not allow U06, U07, U08, or U10 players to deliberately head the ball.

**NO HEADING U10 and below**



# Concussion Awareness



- If the referee sends a player off the field because they suspect a concussion, the player is NOT to return to the field that day.
- Free training is available from the Center for Disease Control (CDC)
  - [www.cdc.gov/concussion/HeadsUp/online\\_training.html](http://www.cdc.gov/concussion/HeadsUp/online_training.html)
  - Or take the course on [www.aysotraining.org](http://www.aysotraining.org)





# Sportsmanship Award



- AYSO Section 6 Sportsmanship Award for above and beyond acts.
- ANY AYSO registered player is eligible for the Award.
- ANY registered AYSO Volunteer can submit a player for the Award.
- The award consists of a patch to be worn on right shoulder.





**Mark Lehman**

**Coach Administrator**



# Coach Training



- Age specific coach training is mandatory for U06, U07, U08, U10, U12 and U14
- Are YOU trained and certified?!



# Coaches Training



- August 22<sup>nd</sup>
  - U06 Clinic 9:00 – 11:30
  - U08 Clinic 9:00 – 12:00
  - U10 Clinic 12:00 – 4:15
  - U12 Clinic 12:00 – 4:30
  - Intermediate 9:00 – 5:00 (8/22 & 8/23)
- Advanced Clinic (U16)
  - 18 Hour Class Offered at the Section Level
    - Who's Interested?
- National Clinic (U19)
  - 56 Hour Class Offered at the National Level
    - Who's Interested?

Coach training is mandatory.

**Sign-up for coaches clinics in lobby**





# Coaches Training



Can't make it to coaches clinics on August 22<sup>nd</sup>?

- Today @ CPU school
  - U8 and U12 start 1:00
  - U10 start 3:30



# Referee Training



## Referee Courses:

- Basic Referee Course
- Intermediate Referee Course

Coaches are strongly encouraged to take  
Referee Course

Promote referee courses to your parents!  
(Because you want to coach from the sideline.)

**Sign-up for referee courses in lobby**



# Online Training



- AYSO training is available online at:
  - [www.aysotraining.org](http://www.aysotraining.org)
- Courses available include
  - Safe Haven
  - U06 Coaches
  - U08 Coaches
  - U10 Coaches
    - Separate U10 field portion needed
  - CDC Concussion Awareness

Live class room is preferred  
over online training!



# Practice



- Practice times and locations are at the discretion of the coaches / parents.
  - However, you may not practice at Tuma
- It is also the responsibility of the coach to confirm that weather conditions are suitable for practice.
  - If in doubt, cancel.





# Practice



- Certificates of Insurance on are file with the following:
  - School Districts
    - Anamosa Community
    - Cedar Rapids Community
    - Linn-Mar Community
    - Marion Independent
    - Vinton-Shellsburg Community
    - Iowa Braille and Sight Saving School
  - Cedar Rapids Parks Department
  - Faith Lutheran Church
  - Hiawatha Parks Department
  - St. Elizabeth Ann Seton Catholic Church
  - Marion Parks Department
- If you practice elsewhere, and they need the certificate, contact the Safety Director.



# Safety



- If a player or volunteer is injured during an AYSO sponsored activity, the parent/coach must notify the safety director, Gary Cliff.
  - Fill out the Notification of Injury form
- If an “incident” occurs that may expose you or the region to legal proceedings, please fill out a report
  - These forms are available via the web site.



# Player Registration Forms

---

- The player registration forms give you the legal authority to seek medical attention in the event one of your players is injured during a practice or game
  - Keep the forms with you at ALL AYSO activities
- You are only legally covered for players that are on your team roster
  - Practicing with another team is fine, just make sure the other coach is present with their teams forms
  - Only players listed on your roster can play games



# Recognition of Coaches

For how many years have you  
been coaching with AYSO?





# Henk Rook

Webmaster &  
Game Scheduler



# Regional Website



[www.ayso-cr.org](http://www.ayso-cr.org)

- Game Schedules
- Game Cancellations
- Calendar
- Soccer Camps
- Email Addresses for all Board Members
- This presentation (on coaches page)

**-- TELL YOUR PARENTS --**



# Team Website



- Free AYSO team Share site from **Shutterfly**
- Send practice and game reminders, track player availability, schedule snack duties, include a calendar, task list, maps, weather, and safely add pictures and videos and more.
- Roster on team website is for your convenience only, final roster will come from us.
- Sites are secure and only accessible by members of the site.
- Look for email from **Shutterfly** on 8/19/2015
- See [www.shutterfly.com/ayso](http://www.shutterfly.com/ayso) for details



# Team Website



## Why you will love your **AYSO-Shutterfly** Team Share site:

- It's easy, free and designed to reduce the amount of time you spend on administrative tasks.
- You must activate the site, but then you can hand off administration to another team volunteer.
- Team families can share their photos and videos privately and securely. This program is Safe Haven ® approved!
- It's a one-stop shop for communicating with parents, sharing pictures and videos and coordinating schedules and snack duties.





www.facebook.com/aysocr **AYSO**

Henk [Window Controls]

AYSO Cedar Rapids, Regic x

https://www.facebook.com/aysocr?fref=ts

AYSO Cedar Rapids, Region 1112

Henk Home [Icons]

You are posting, commenting, and liking as Henk Rook — Manage Page with Business Manager



Create Page

- Recent
- 2015
- 2014
- 2013



**AYSO Cedar Rapids,  
Region 1112**  
Youth Organization · Sports &  
Recreation

Liked Following Message ...

Timeline About Photos Reviews More

642 people like this  
Kim Gerlach Riggie and 86 other friends

51 people have been here  
Michele Tiefel and 10 other friends

Post Photo / Video  
Write something...

Chat (Disconnected)



# Game Locations



- All games are at Tuma Soccer Complex
  - C Avenue and County Home Road in Cedar Rapids
    - Map of field locations on our website
- City Policies
  - No pets allowed
  - No smoking
  - No alcohol

# Tuma Soccer Complex

No Pets Allowed

No Smoking, No Alcohol

Field Size 15 x 30 = #'s 14, 15, 16, 17, 18  
 Field Size 30 x 50 = #'s 7, 8, 10, 11, 12, 13  
 Field Size 50 x 80 = #'s 19, 20, 21, 22  
 Field Size 50 x 90 = #'s 6, 9  
 Field Size 50 x 100 = #'s 1, 2, 3, 4, 5  
 Field Size 75 x 120 = #'s 23 - 32

C Avenue Extension

Gilmore Road

**Field 1**  
U12

**Field 5**  
U12

**Field 2**  
U12

**Field 3**  
U12

**Field 6**

**Field 7**  
U08

**Field 4**  
U12

**Field 9**

**Field 8**  
U08

  
**Overflow Parking**

Restrooms & Concessions

 **Pavilion**



Maintenance Building

 **Parking**

 **Parking**

**Field 10**  
U08

**Field 11**  
U08

**Field 12**  
U08

**Field 13**  
U08

**Field 33**

**Field 14**  
U06

**Field 15**  
U06

**Field 16**  
U06

**Field 17**  
U06

**Field 18**  
U06



Private Property

Service Road

**Field 19**  
U10

**Field 20**  
U10

**Field 21**  
U10

**Field 22**  
U10

**Field 23**  
U14/U19

**Field 24**  
U14/U19

**Field 25**  
U14

**Field 26**  
U14

**Field 27**  
U14

**Field 28**  
U19

**Field 29**

**Field 30**

**Field 31**

**Field 32**

**County Home Road**





**NO PARKING** any time on the road or shoulders of C Avenue Ext, Gillmore Road or County Home Road. Parking is not allowed along the C Avenue entrance of the complex either.  
**NO PARKING** areas are shaded in red in this picture.

C Avenue Ext

Gillmore Road

County Home Road





# Game Calendar



- September 12 (Saturday) – Photo Day 1
- September 14, 15, 17 and 18 (weeknights)
- September 19 (Saturday) – Photo Day 2
- September 26 – No games (club tournament)
- October 3 (Saturday)
- October 5, 6, 8 and 9 (weeknights)
- October 10 (Saturday)
- October 17 (Saturday)
- October 24 (Saturday)
- October 31 (Saturday)



# Game Schedules



- The web site is considered the master schedule.
  - Please check the web site periodically to make sure nothing has changed.
- Schedules will be published early September



# Rescheduling Games (1)

---

- Reminder: Games should be played as scheduled.
- Rescheduling a game is the last resort.
- When requesting a game to be rescheduled, you are declaring that you've explored all options to still play the game as scheduled.



# Rescheduling Games (2)

---

- If you have a personal conflict with one of your games
  - First, ask your parents if one of them wants to run the game in your absence. If not, then
  - Second, ask the opposing coach if they can reschedule to a mutually agreeable time. If so, then
  - Third, notify the scheduler of the date/time that you will not need a field, and of the date/time that you would like to reschedule to
    - The scheduler will reserve and confirm the field for you.



# Weather Policy

- Lightning or Thunder
  - Go Home
- No Lightning
  - OK to Play, Even if Raining



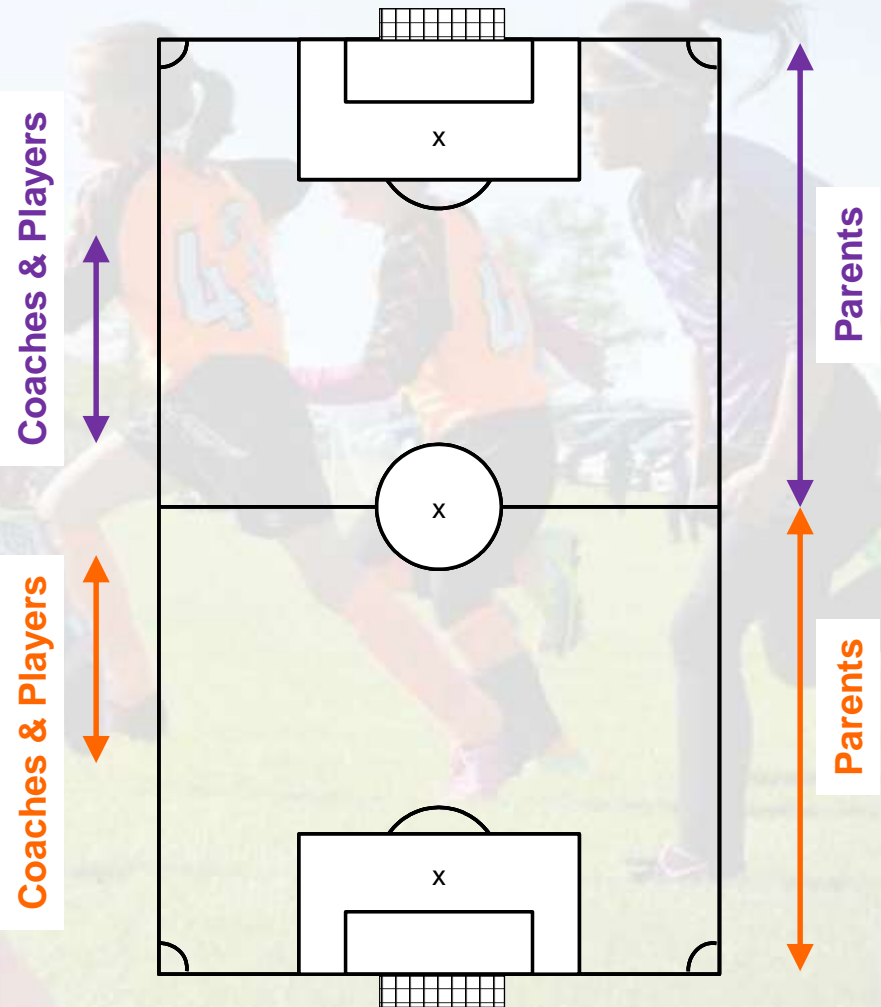


# Game Cancellations



- If some, or all, of the games are cancelled due to weather a notice will be posted on the web site and the AYSO voice mail.
  - Coaches will not be called
- We will try to make up games on a week night following the cancellation
  - See the web site for details

- Teams and spectators should be on opposite sides of the field for all divisions
  - This is not enforced at U06
- Only **head coach** and **one assistant coach** can be at sideline with the players.





# Slide Tackling



- Slide tackling is an allowable part of the game at all levels
  - Players should not be penalized for conducting a slide tackle PROPERLY
    - No contact with opponent, cleats down, ...
  - Players who execute a slide tackle IMPROPERLY should be called for a foul
- Recommendation
  - Do not encourage U06, U07, U08, and U10 players to use slide tackles during a game
  - Don't teach slide tackling unless you are familiar with the technique
    - Taught in U12 Coaching clinic



# Black Shorts

- Wearing different shorts than shorts supplied with uniform kit is okay, but shorts must be **BLACK!**
- No stripes, no logos, no words
- Small manufacturer's name and/or logo is okay.



**No**



**No**



**Okay**



# Win/Loss Records



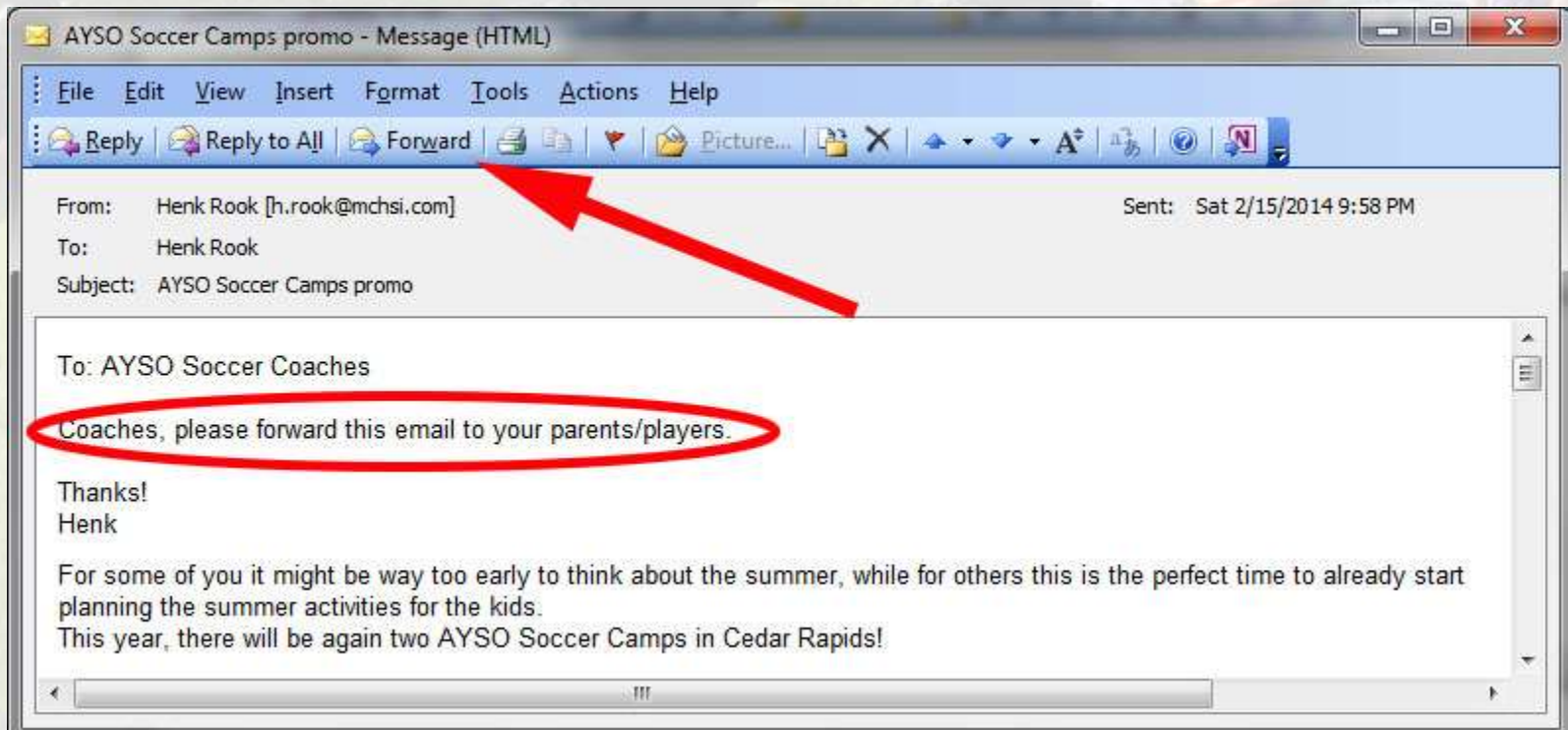
- Keep track of your team's win/loss record during Fall season  
(No need to keep scores, just wins and losses.)
- Win/loss records and player ratings will be collected after Fall season



# Forward AYSO Emails



- We don't have valid email addresses of all parents/players
- When receiving emails with forwarding request, then please forward ASAP! THANK YOU!!








# VIP Program





# **ALERT!**

**You are entering an**



**By entering this**  
**kids zone**  
**you agree to the following:**

- Kids are #1
- Fun – not winning – is everything
- Fans only cheer, and only coaches coach
- No yelling in anger
- Respect the volunteer referees
- No swearing
- No smoking
- Leave no trash behind
- Set a proper example for our children

**If you can agree to the above, we welcome you.**  
**IF NOT, WE ASK THAT YOU PLEASE LEAVE NOW**  
**AYSO – it's for the kids!**



# Kids Zone



## Kids Zone Awareness Days

- September 12 (first game)
- October 10 (sixth game)

On Kids Zone Awareness Days, coaches, referees, players and spectators gather for a **pre-game Kids Zone Huddle.**





# Kids Zone



## Pre-game Kids Zone Huddle

- Coaches, players and referees walk to parents' side of field
- Gather all parents/spectators
- Coach of home team presents Kids Zone
- Go over both sides of flyer







# Kids Zone



- Coach of away team: remind coach of away team to give the presentation
- Kids Zone starts with yourself by giving right example
- No commenting on officiating
- Put on agenda for parent meeting
- Contact division coordinator for help with uncontrollable parents







# Indoor Soccer



- Professional Indoor Soccer:

## **Cedar Rapids Rampage**



- Major Arena Soccer League
- At US Cellular Center
- Season: end October – March
- FREE season passes for local youth soccer players







# Don't Forget



- **Everyone Plays®**
- **Balanced Teams**
- **Open Registration**
- **Positive Coaching**
- **Good Sportsmanship**
- **Player Development**



# Break up by division



- Discuss division specific rules & guidelines
- Get Your Roster & Player Registration Forms
  - We must verify your volunteer registration form and Safe Haven certification first!
  - ALWAYS have Player Registration Forms with you!
- Get Player Uniforms
  - Players Having Uniforms Will be Listed on Your Roster
  - If You Can't Find a Player's Uniform Let Us Know Before You Leave Today
- Photo Order Forms for all your players
  - Photo shoots will be scheduled for Sept 13 & 20
- Coach's Equipment (balls, cones, first aid, etc.)





# Player Registration Forms

## Check Player Registration Forms for:

- Notes (allergies, conflicts, etc.)
- Address mother vs. father
- Parent volunteers

<input type="checkbox"/> Father <input checked="" type="checkbox"/> Mother <input type="checkbox"/> Guardian		
Last Name Block		
Zip Code 52302	E-mail Address	
eAYSO is an all volunteer organization. I apply to:		
<input type="checkbox"/> Team Coach	<input type="checkbox"/> Referee	<input type="checkbox"/> Asst. Coach <input checked="" type="checkbox"/> Team Parent <input type="checkbox"/> Other
<input checked="" type="checkbox"/> Father <input type="checkbox"/> Mother <input type="checkbox"/> Guardian		
Last Name Block		
Zip Code 52302	E-mail Address	
eAYSO is an all volunteer organization. I apply to:		
<input type="checkbox"/> Team Coach	<input checked="" type="checkbox"/> Referee	<input type="checkbox"/> Asst. Coach <input type="checkbox"/> Team Parent <input type="checkbox"/> Other
submit a volunteer application. And thank you in advance for volunteering.		



# After division sessions



**Head coaches and assistant coaches can pick up shirt with Mary in lobby after division session.**



# After division sessions



- **IF:** you are coaching or assistant coaching with our AYSO region for more than 3 years **AND**
- **IF:** you did not get a jacket in the past
- **THEN:** See Mary for jacket in the lobby after your division session
- Now: also gifts for 5 years or more!



# Within the Next 72 Hours

---

- Decide on a time and place for your first practice
- Call all of your players to let them know they are on a team and you are their coach





# Question & Answer



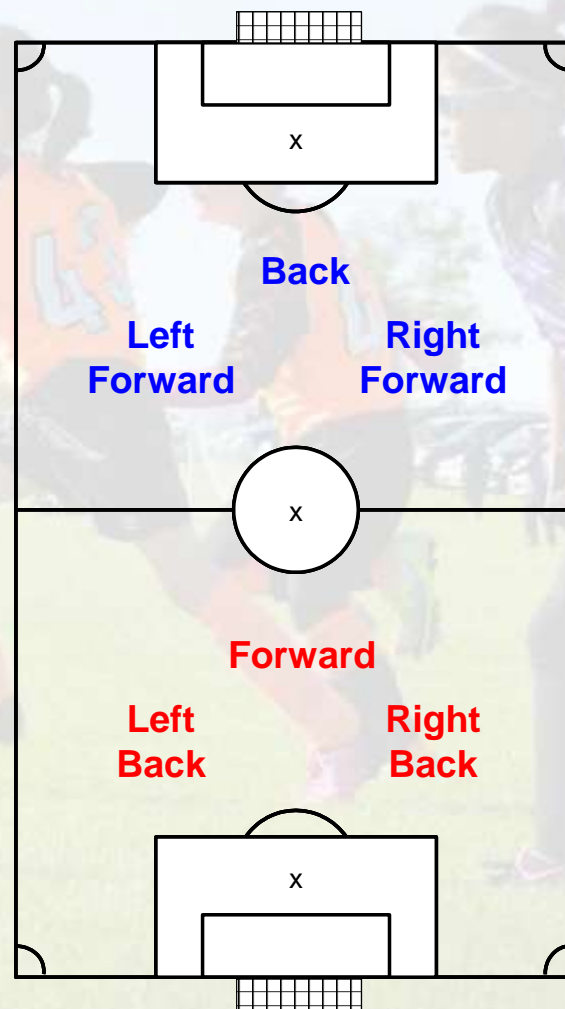
# Door Prizes!



# U05 / U06 & U07 / U08 Divisions

# U05 & U06

- Play 3 v. 3
  - Size 3 Ball
  - Four 5 minute periods
  - No keepers
- Fouls & Misconduct
  - All kicks are DIRECT with opponents 5 yards back
  - No offside
  - No penalty kicks
  - No heading
    - Award Direct Kick to Opposing Team

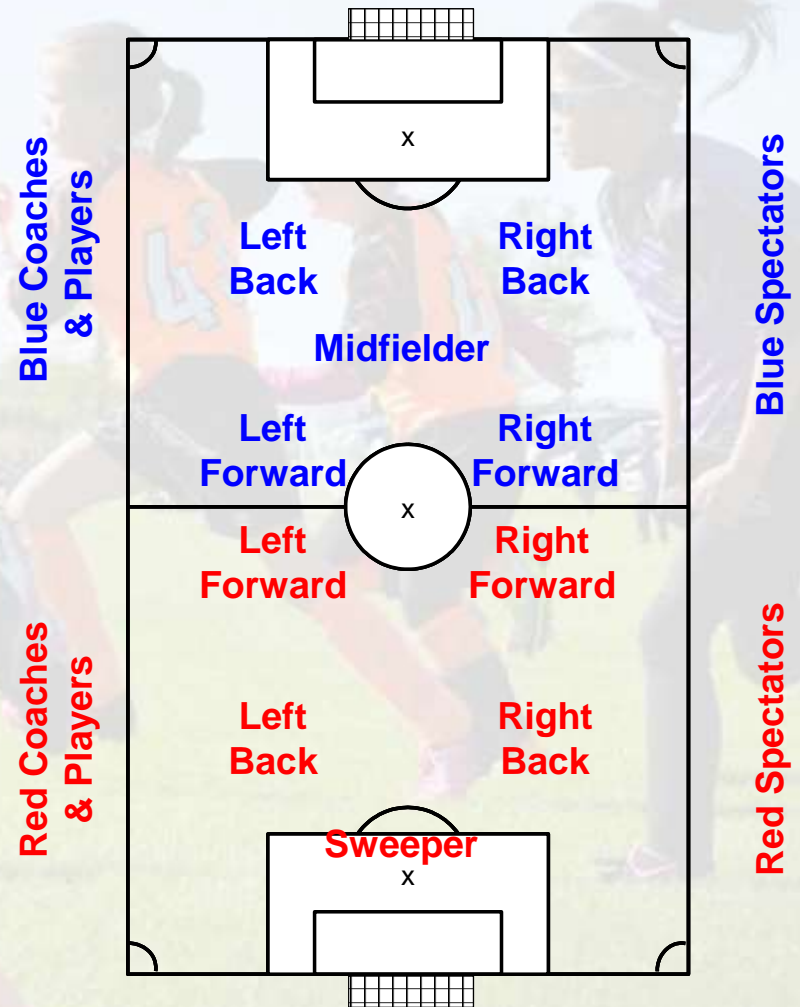


Blue Spectators,  
Coaches, & Players

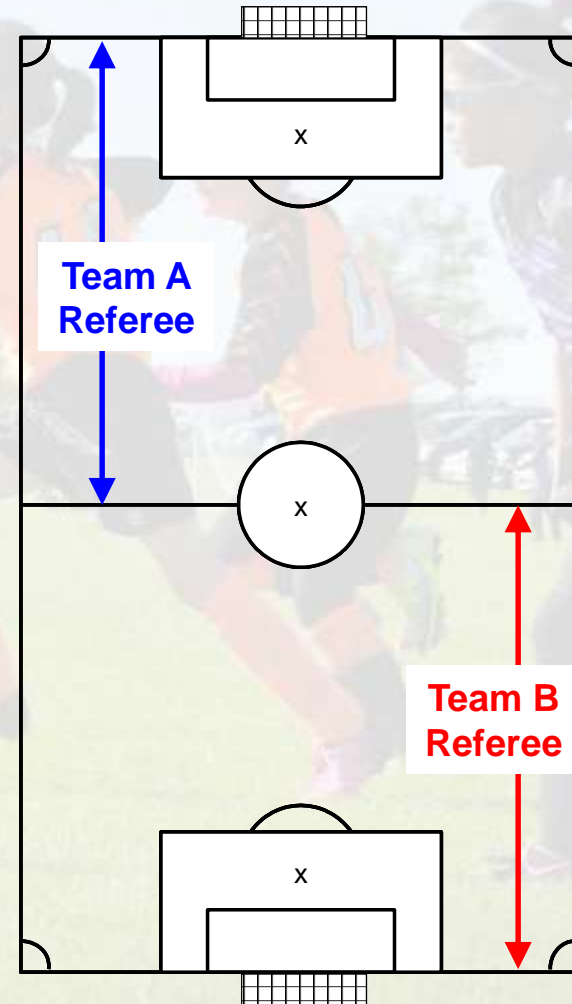
Red Spectators,  
Coaches, & Players



- Play 5 v. 5
  - Size 3 Ball
  - Four 10 minute periods
  - No keepers
- Fouls & Misconduct
  - All kicks are DIRECT with opponents 6 yards back
  - No offside
    - Discourage cherry picking
  - No penalty kicks
  - No heading
    - Award Direct Kick to Opposing Team



- Two Coach / Referee's
  - Each Team Will Provide One Coach / Referee
  - Each Coach / Referee stays on their half of the field during the game
    - Do not switch sides at half time
  - Either Coach / Referee can call any foul at any point on the field
    - Emphasis is on safety & learning
    - Be a helpful guide, rather than a strict enforcer.





# What to Call?



- U05 / U06 Restarts

- Throw in, Corner kick, Goal kick, ...

- No matter how bad they mess it up – PLAY ON
- Work on correcting it at practice

- U07 / U08 Restarts

- Throw in, Corner kick, Goal kick, ...

- If they mess it up the first time, give them a second chance.
- No matter how bad they mess it up the second time – PLAY ON
- Work on correcting it at practice



# What to Call?



- U05 / U06 Fouls

- Kick, Trip, Push, ...

- You will rarely see a deliberate foul at this level

- Mainly clumsiness

- There should be few, if any, reasons to stop play in these games. Briefly explain infractions and stand back and let them play.

- U07 / U08 Fouls

- Kick, Trip, Push, ...

- You will rarely see a deliberate foul at this level

- Call anything that is unsafe, but do not stop play for trifling violations.

- No public cautioning or sending off of players.

- A time out is okay.

**All Restarts for Fouls are DIRECT Kicks**





# What to Call?



- Heading

- Deliberate heading of the ball is not allowed by AYSO policy at U10 and below

- Head to ball, stop play and award DIRECT free kick to the opposing team
    - Ball to head, play on



# Making Substitutions

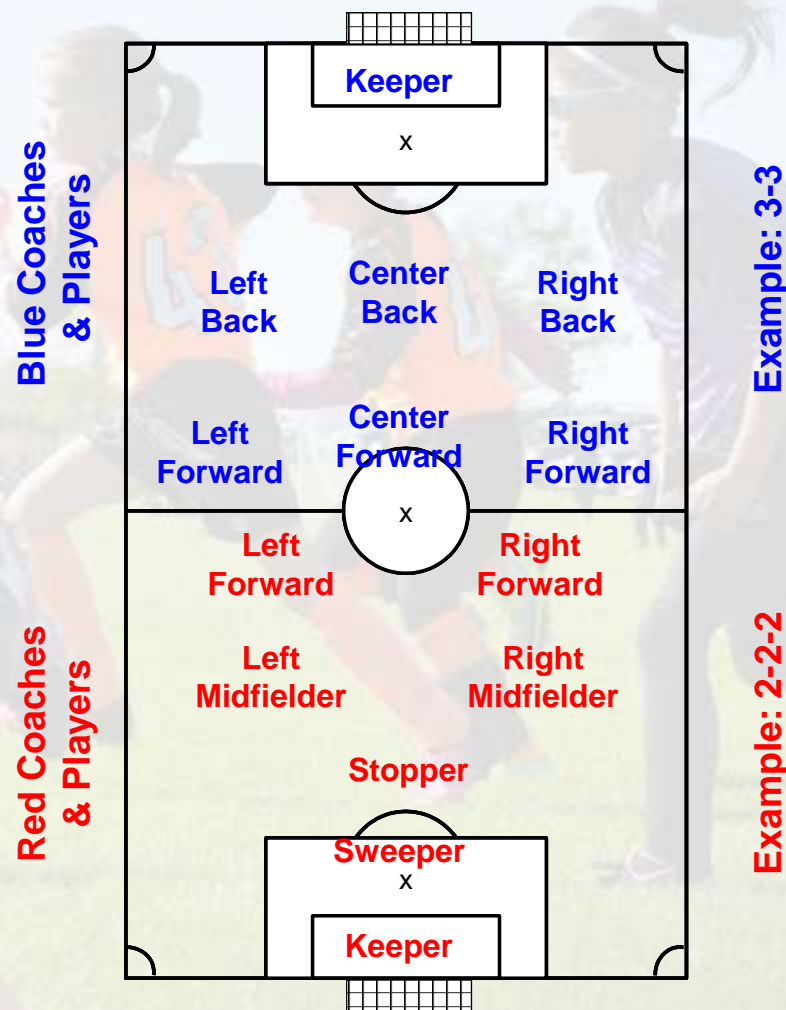


- Lower Divisions (U06 & U08)
  - Let the players leave the field, get a drink, etc., but keep the break quick



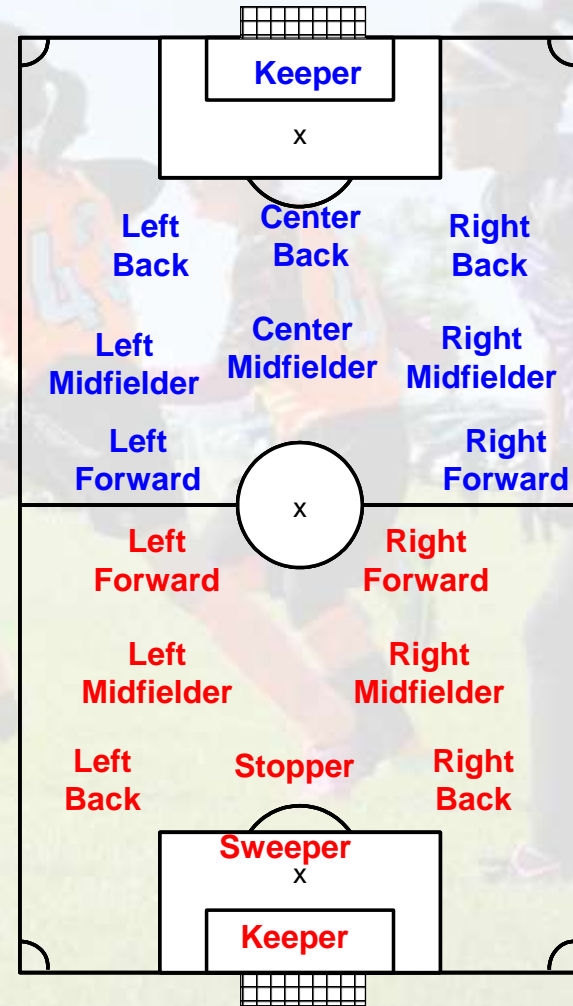
# U10 & U12 Divisions

- Play 7 v. 7
  - Size 4 Ball
  - Four 12.5 minute periods
- Fouls & Misconduct
  - Only one change from regular play
    - No heading
      - Award INDIRECT kick to opposing team
  - Offside is called
  - Penalty kicks may be awarded





- Play 9 v. 9
  - Size 4 Ball
  - Four 15 minute periods
- Fouls & Misconduct
  - No change from regular play
    - All FIFA laws Apply

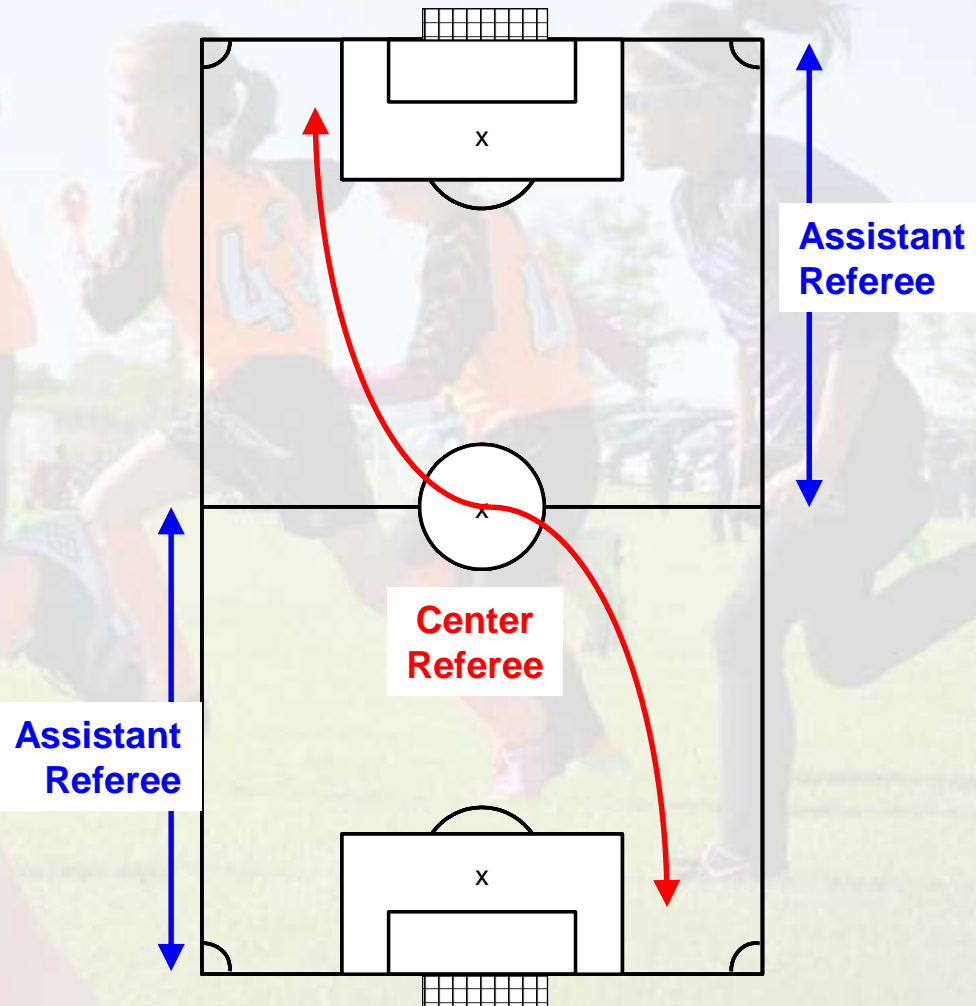


Example: 3-3-2

Example: 4-2-2

# Middle Divisions U10 & U12

- One Center Referee
- Two Assistant Referee's
  - Assistant Referee's stay on their half of the field and move with the offside line
    - Ball or Second to the Last Defender
  - The most important thing the AR does is show the center ref where the offside line is!
    - Most untrained ARs will become engrossed in the game and will need to be reminded to move with the offside line.





# What to Call?



- U10 Restarts

- Throw in, Corner kick, Goal kick, ...

- Enforce the appropriate restart. All FIFA laws apply.

- But if the violation is trifling and does not violate the spirit of the law, let it go.

- U12 Restarts

- Throw in, Corner kick, Goal kick, ...

- Enforce the appropriate restart. All FIFA laws apply.



# What to Call?



- U10 Fouls

- All FIFA Laws Apply

- All laws should be enforced as written
  - But remember that only deliberate breaches of the law merit stopping the game.

- U12 Fouls

- All FIFA Laws Apply

- All laws should be enforced as written

**Restarts for Fouls are DIRECT or INDIRECT Kicks as Appropriate**





# What to Call?



- Heading

- Deliberate heading of the ball is not allowed by AYSO policy at U10 and below
  - Head to ball, stop play and award INDIRECT free kick to the opposing team
  - Ball to head, play on
- At U12 and above, heading is allowed



# Making Substitutions

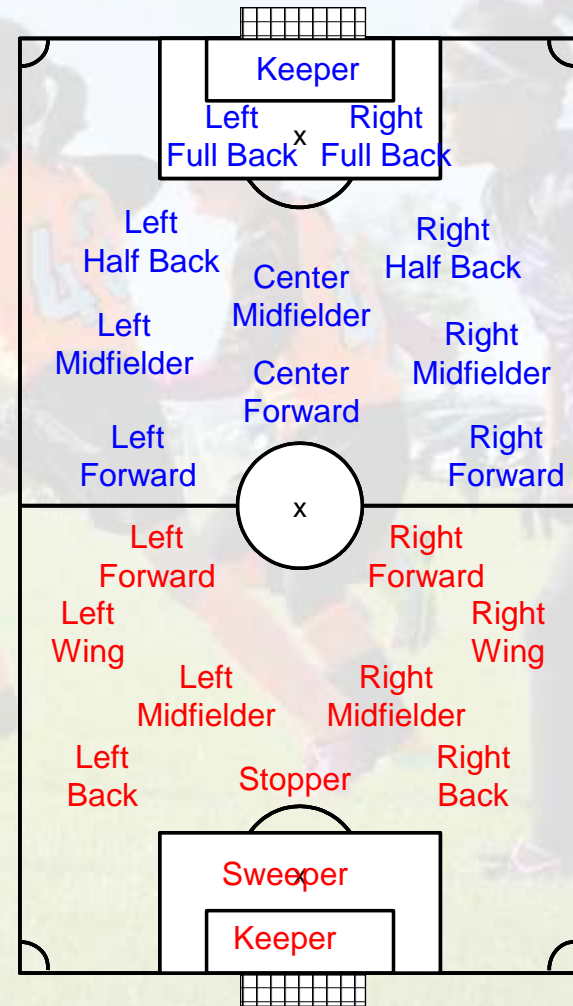


- Middle Divisions (U10 & U12)
  - Coaches should step onto the field and tell the players who is being substituted.
    - Encourage the players not to leave the field unless they are being substituted.
      - Yes, they can get a drink if they need it.



# U14 & U16/19 Divisions

- Play 11 v. 11
  - Size 5 Ball
  - Four 17.5 minute periods
- Fouls & Misconduct
  - No change from regular play
    - All FIFA laws apply

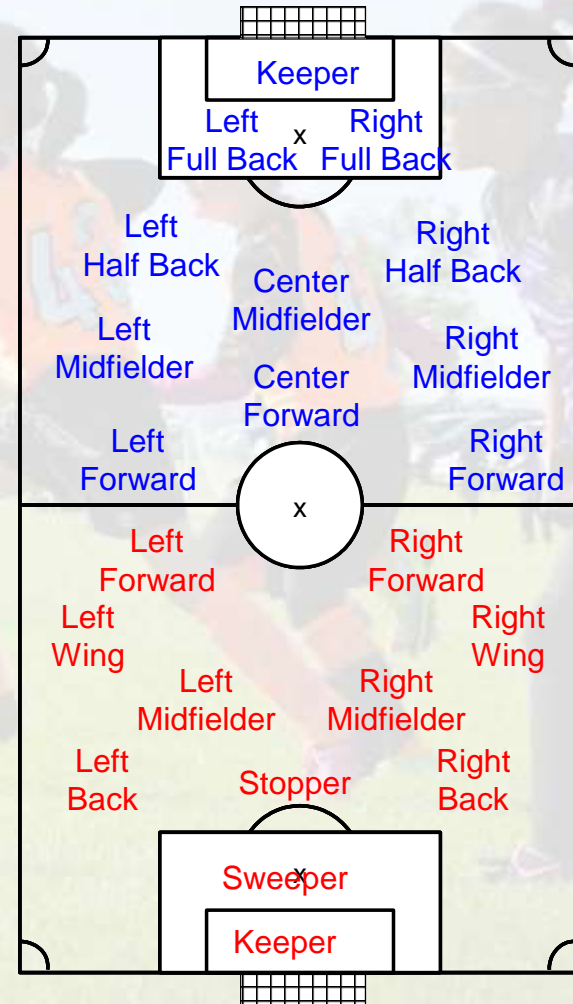


Example: 4-3-3

Example: 4-4-2



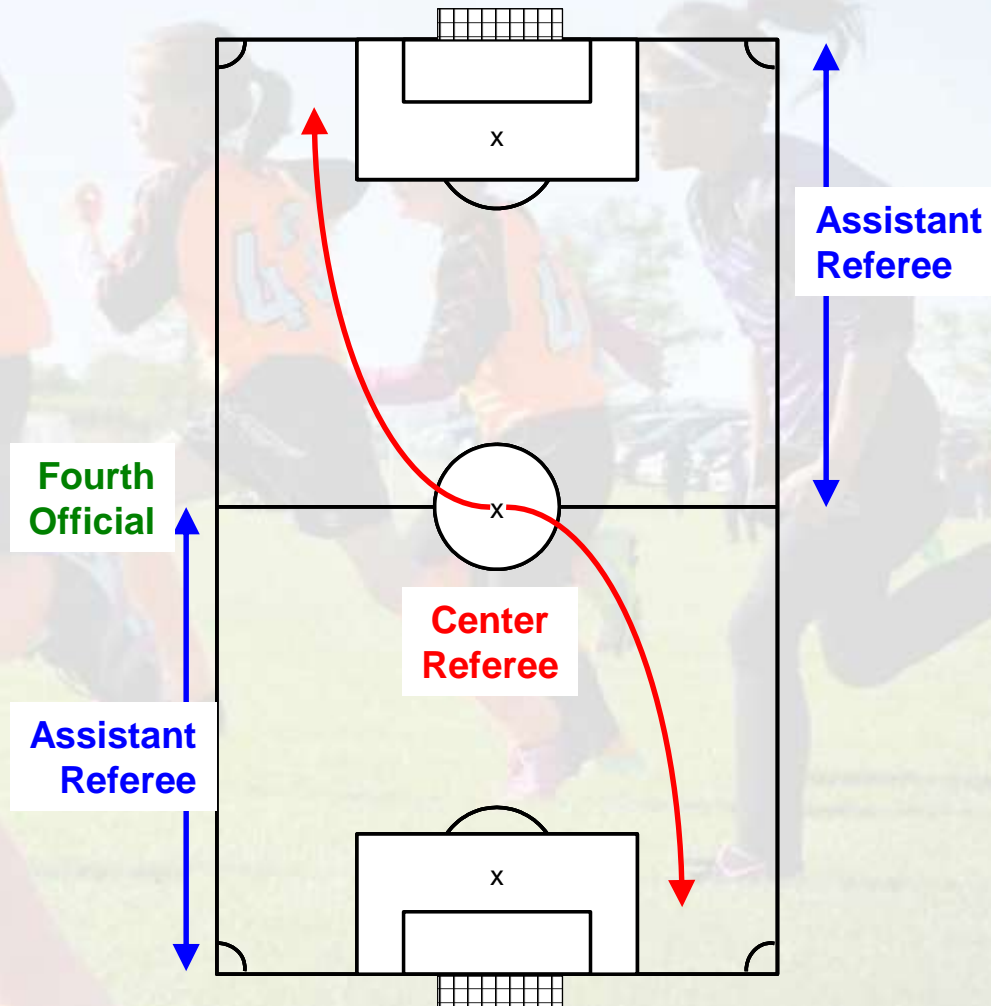
- Play 11 v. 11
  - Size 5 Ball
  - Four 20 minute periods
- Fouls & Misconduct
  - No change from regular play
    - All FIFA laws apply



Example: 4-3-3

Example: 4-4-2

- One Center Referee
- Two Assistant Referee's
- One "Fourth Official"
  - Signals to the referee when substitutes are ready to enter the field.
    - Substitutes report in and out via the fourth official.





# What to Call?



- U14 Restarts
  - All FIFA Laws Apply
- U16/19
  - All FIFA Laws Apply



# Substitution Policy



- U14
  - During substitution break, coaches should step onto field and tell players who is being substituted.
    - Encourage the players not to leave the field unless they are being substituted.
      - Yes, they can get a drink if they need it.
- U16/19
  - At a suitable break point, the center referee should wave the substitutes on, players being substituted can leave.
    - All other players should remain on the field.





Anything Else?

Question & Answer