

Kaligrafos

AUGUST 2016
VOLUME 37 NO. 1



LINDISFARNE GOSPELS WITH HONOR HILL

President's Letter



"We Ink 'em Up!"
Presidential Seal By Janell Wimberly

Welcome back my fellow Nib Nerds -

Speaking of nibs, the Leonardt Principal EF is finally back in stock at John Neal after being back ordered for months! It is my favorite of the "new" nibs for the fine hairlines and the flexibility. Don't forget to swing by and check out what Harvey has to offer at the meetings in the way of vintage nibs as they can be fun and - CAUTION - addicting. He also typically has the new Principal as well, along with other new stock.

It's going to be an AWESOME year.....The program line up stellar and it's with much envy I have for all of you attending the August meeting as you will get to see a stunning replica of the Lindisfarne Gospels! The reason for my envy is I have to miss the August meeting and this is one of the program suggestions I tossed out and it just so happens to fall in the month I can't attend. This is the second time Kaligrafos will be blessed to have this program. For of the newer members this is a must not miss month to see in person the book and hear the history behind it.

Also, the board kicked around some ideas for more mini/intro type workshops/groups and we're giving it a go. There will be more details coming but the gist is that several of the seasoned members will be "teaching" in their homes to a small number of folks. So, as you can imagine the seating will be limited and will vary from instructor to instructor. There will be a variety of teachers and topics so there should be something of interest for everyone. Providing feedback, which is critical during our trial run, will dictate if and how many opportunities you will see in the future as well as shape the offerings moving forward.

The SWCC envelope exchange is trucking on and will only have a couple months left as it ends in October. If you are in the exchange please bring your envelopes to "show off" and fill up the show and share table!

A Big round of applause goes to Rick for hosting our 2 Summer play days! It was a packed house for the background techniques and a more intimate group for the binding. Both were absolutely FABULOUS!



Practice is the key to achieving fluidity in your hand or hands. I know most of us need a reason to write and the envelope exchange is a good one, but consider creating a small study group with fellow calligraphers. It's amazing what energy and creativity can be achieved when working with others and gives us that push that we need.

So, welcome back and hang on to your nibs as this is going to be an exciting year!

Your Nerdy Nib Leader,

Thomas



BOARD MEMBERS

President:
Thomas Burns

Vice President:
Betty Barna

Treasurer:
Rick Garlington

Secretary:
Jeri Wright

Exhibits:
Margaret Mall

Historian:
Randy Stewart

Library:
Brenda Burns

Membership:
Eric Doerr

Newsletter:
Trish Manche

Programs:
Cynthia Stiles

Fund Raising:
Javier Mardones-Hermosilla

Communications & Workshops:
Sherry Barber

2016-2017 CALENDAR

General Meetings - 2nd Saturdays 10:00am
Come early at 9:30am for social time.
August 13 • Honor Hill – Lindisfarne Gospels

Board Meetings

August 6 1:00pm • Jeri's Place

December 3 1:00pm • Tom's Place

February 25 1:00pm • Margaret's Place

June 1:00pm • Javier's Place

Workshops

September 17 Kathy Milici Storybook Script
Lover's Lane UMC, Dallas
9:30am-4:30pm

September 18 Kathy Milici The Flourished Name
Senter East Building
228 Chamberlain Street, Irving
9:30am-4:30pm

March 2017 Risa Gettler Visogoth Versals
Details coming soon.

The Kaligrafos Newsletter is published 9 times yearly in the months of regular meetings. Send art, articles, announcements or comments by [clicking here](#).

Kaligrafos Calligraphy Guild at The Dallas Pen Show *The Doubletree Hotel Dallas September 23rd - 24th*

For the second year in a row, Kaligrafos will have a table at the [Dallas Pen Show](#) to network and introduce attendees to our guild. Volunteers are needed to write names on bookmarks, help with the sale of items, and talk to visitors about Kaligrafos. Contact Eric Doerr to volunteer at calligraphy@letterbox.org. For a schedule of events, please click on the link above.

Meeting Location

The Kaligrafos meeting on August 13th, 2016 will be held at the
Lovers Lane United Methodist Church
9200 Inwood Road, Dallas, TX 75220
Look for us in Room C103-105 on the first floor over by the gym on
the west side of the church campus.


Lindisfarne Gospels with Honor Hill

The Lindisfarne Gospels are an illuminated Latin manuscript of the gospels of Matthew, Mark, Luke and John produced on the island of Lindisfarne in Northumbria in the late 7th or early 8th century. This manuscript combines Anglo-Saxon and Celtic themes. The Lindisfarne Gospels are presumed to be the work of a monk named Eadfrith, who became Bishop of Lindisfarne in 698.

We are privileged to welcome Honor Hill, who has an extensive background on the Lindisfarne Gospels. Ms. Hill will share her vast knowledge as well as her facsimile of this beautiful manuscript.



Beautiful Cards Using Rick's Background Techniques by Beverly Stewart



Review of Tool Box Time Program

Review & Photos by Betty Barna

Or as Tom calls it “Tool Box Time” – which he quite literally transported to our meeting! He re-created his work area at home and explained the items he included as the essential tools that one might need for creating calligraphic works of art.

First and maybe one of the most important is the Ott light, which one can pick up at many places, but Tom got his at Tuesday Morning. Next, one must have a padded surface to letter on and several sheets of paper work for this purpose. Practice paper can be anything, but notebook paper works well since it’s already got lines on it. But be sure to test out your work on whatever paper you are going to use for the finished work, as it will behave differently than the notebook paper.



Pen Staffs: Oblique vs. Straight

No matter what you choose, be sure to get a good quality nib holder (pen staff) you must be able to push the nib far enough in so that the tip will line up with the center of the staff. (John Neal



Bookseller, Paper & Ink Arts or private makers/sellers). The cheap all plastic ones are not that great and are not adjustable. Besides pointed nibs there are also ruling pens, and parallel pens and automatic dip pens.

Pointed Nibs: Nikko G, Zebra G – pointier than Nikko, EF Principal – very flexible.

Writing Mediums:

Walnut Ink for practice – made with 1 tsp. crystals + ¼ to ½ cup hot water

Sumi ink for finished work – or gouache – Schmincke Calligraphy gouache (JNB)

Pearlex – 1 part color to ¼ part gum Arabic + 1 part water

Schmincke gold powders – sprinkle on wet ink or mix with gum arabic and water to write with it.

Twinkling H2Os for sparkling color

Small Picture Stand – holds address list or whatever you are working from

Alvin Lettering Guide – for making lines – Asel Art has these.



Rulers: Westcott or quilting rulers with a grid on them

Books: Tamblin's Home Instructor, Ornamental Penmanship by M. Sull (Vol. 1 is out of print), Mastering Calligraphy – Gayle Godfrey-Nichols Wabi Sabi – book of quotes – the internet is also a great source of quotes

Smooth mouth pliers – to remove nibs that get stuck in the staff or you can use a piece of leather to grip the nib


Tool mug – for holding all your tools at hand – Tom takes his everywhere!

Workable fixative – to prevent paper from bleeding or to “fix” the final work to make it permanent

Bone folder for scoring and folding paper, scissors, Olfa cutting knife and mat, scoring board (Martha Stewart) and blue painter's tape (low tack) to hold work in place

For Workshop Life...

Besides what is on the supply list, you must bring with you quotes, exemplars, walnut ink crystals (safer than transporting liquid), a small glass jar (JNB) to mix in, a fan for drying the ink, a seat pad because workshop chairs are not that comfortable, your nibs and staffs, and paper to write on (large format mixed media pad of paper or Bristol, watercolor paper, tracing paper, and Canson which doesn't buckle, a paper safe (foam core boards) to transport your papers and finished pieces, and an apron. Tom uses a 10 ¼ “ piece of PVC piping to store and transport his wrapped pens, which he tapes at both ends. Nalgene bottles don't leak and are available at the Container Store. He uses a tin for various erasers, pencils, pens and paper stumps, and a 3-ring binder for putting his exemplars from the workshop in.



Nice to have but not critical is a light pad by Artograph (Crayola has a cheaper one).

Black Notebook paper on Amazon or from JNB or Paper & Ink Arts.


I took seven pages of notes – so this is the majority of what Tom presented – you really needed to be there! Any mistakes or omissions are entirely mine! A huge “THANK YOU” goes to Tom (The Tool Man) Burns for bringing all this stuff in to show us.



Spectacular Summer Play Dates

By Jeri Wright

A Big Thank You to Rick Garlington for the great play days he taught in June and July this summer. In his usual organized state, Rick supplied most everything (in a large envelope for each participant) needed to design and produce beautiful background papers.



We used Mica and permanent dyes in spray bottles. Colors were layered and brayered on card size papers. Designed peel-&-stick tape was used for layering and/or to leave on the paper. An interesting process using Modge Podge, foil, crumpled deli paper and a brayer was introduced. Even clear report covers were used to color both sides of a page at the same time.



The group produced a number of beautifully colored backgrounds that could be used in many ways including cards, small books, cutouts, etc.



Our second play day in July was our opportunity to use our papers from June (or whatever decorated paper we chose) to make a small approximately 3" x 4 1/4" book containing 6 signatures.

Rick had previously supplied an envelope with pre-scored signature pages, book cover stock, and pages specifically designed at the correct sizes for completing the book with simple binding.



I don't think a Kaligrafos play day is ever a wasted 3 hours. It is a chance to commune with our fellow calligraphers, meet new people, learn new techniques and expand our knowledge.



Thanks to Jeri Wright and Thomas Burns for Photos

Getting the *Most* Out of Your Membership...

By Trish Manche

What is it that excites you about coming to meetings and keeps you coming back each month? The programs, the social time, the education or the common bond of beautiful letters and art? Whatever it is, we are happy you are here and hope to continue for many more years.

They expect no pay yet the value of their time knows no limits.
-Unknown

Recently we received word about a guild that disbanded. It was not due to lack of monetary support, but the dwindling number of members who were willing to really participate by volunteering their time or even showing up for meetings. Eventually those who were doing all the organizing, presenting, setup, etc. simply burned out.

*Don't ever question the value of volunteers, Noah's Ark was built by volunteers;
the Titanic was built by professionals.*
-Dave Gynn

This issue is not unique to that guild, but exists here in our guild as well. Last year alone all but one program was presented or organized by a board member. Although we have a decent number of attendees each month, we lack participation from all but a few core members who seem to shoulder the responsibility for keeping the guild going year after year. What happens when those few members burn out and participating in the guild is not enjoyable anymore?

Volunteers do not necessarily have the time, they just have the heart.
-Elizabeth Andrew

Do you love coming to our meetings, spending time with your fellow calligraphers, learning new skills? If there was no guild, where would you learn new skills, learn about new products, ask questions? Could you get it for the bargain price of \$25 a year?

"I said, "Somebody should do something about that." Then I realized I am somebody."
-Lily Tomlin

There is something **YOU** can do to help our guild keep going. Could you make phone calls, bring a snack to a workshop or art show, letter envelopes or nametags, share a skill, help setup for or clean up after a workshop? What about working on the board to help plan programs, mini workshops and plan our direction as guild? If you love our guild, please talk to a board member or chairperson about what you can do to volunteer.

Remember we are a non-profit, volunteer-driven organization.

Book Reviews

Are looking for an opportunity that will help others, fill a need and be more rewarding than you could imagine? The Library Committee wants YOU!

We have an extensive library and it can be overwhelming (especially to those new to calligraphy) to decide what books to borrow, which is why the Library Committee is asking its members to write reviews of our books.

The reviews will be published in both a future newsletter as well as posted on the Library Thing. For more information, please contact [Brenda](#).

Harvey's Helpful Hints

By Harvey Anton

This Month's Nib Spotlight is on the forever durable Gillott #404 bronze nibs which we have all heard of and most of us have tried. It is truly a superb nib and will do most everything you want it to do include making beautiful letters. It is a tad less flexible than the Gillott #303, but don't let that fool you and keep you from trying it. Come sample one at my table at the meeting and prove me wrong (or right). You'll love them!

And those of you who have computer tablets – did you know that most manufacturers make a wireless keyboard case for your brand? Yes, they do and most are very reasonably priced. Instead of using the virtual keyboard built-in you can use this actual wireless keyboard (the same as a typewriter). You will find them much easier to use than the built-in kind, and your fingers won't have to look for the smaller letters, plus you'll still have a protective carrying case for your tablet.

And while I'm on a computer subject, did you know you can download your music and documents on the computer to a flash (thumb) drive, take it with you to use on your portable device or even in your car (with a USB port). The same goes for almost any document you need to carry with you. It is so portable and easy – beats the heck out of downloading to discs. The thumb drives are readily available at electronics and department stores at very reasonable prices depending on the size (gigabytes) of the drive you want to buy. You must try this one!

Back to the business at hand: It is possible to write over another color after spraying it with Krylon Workable Fixatif. Just be sure the first color is dry before spraying.

When time permits, duplicate your art piece or at least take a photo of the completed work (with all the specs on the back of the photo). Who knows – You might sell the original and want to have a back up of the original.

The above reminds me of a client coming back to me to duplicate a piece I did for her 2-3 years ago. Without some kind of record I would not have known what she wanted. I always kept folders of all my work (sometimes including a photo) for just this situation. And even though the second piece wasn't exactly like the first, at least it was close enough. The client knew I wasn't a printing press to make exact duplicates...and she wanted color changes which helped.

Clean your eraser by rubbing it on an emery board or sandpaper to get smudges off. This will prevent transferring the smudges to your artwork. If at all possible use **ONLY** white erasers—they show less smudges on your art. The white stick eraser in an electric eraser helps a lot also—you have to keep it on the ink a bit longer, but it will remove the ink from the paper with less chance of creating a hole in the paper. Be sure to test the paper before writing on it for grain, writing ability, and erasure ability. You'll be glad you did...

Til next month, for beautiful writing, peace, good health, tranquility, and a great new calligraphic year!!

Remember to contact me for vintage nibs, etc at reasonable prices and Kaligrafos receives 10% of every sale.

Harvey Anton –
Penstaff@verizon.net

Home: 972-301-0172; Cell: 817-470-2735

Announcements

Library Books

Reminder library books are due at the next meeting.

Browse The Library Thing

<http://www.librarything.com/catalog/Kaligrafos>

After you pick your titles, email your selection(s) to library@kaligrafos.com to be delivered at the next scheduled meeting.

Please note:

When requesting a library book from Brenda, be sure to put in the subject line "Library Book" or "Kaligrafos."

Donate Cards

Donate your handmade cards to
Membership Chair, Eric Doerr!

Like Kaligrafos on



2016-2017 Membership

Join Kaligrafos Calligraphy Society

- \$25 for individual membership
- \$35 for family membership

http://kaligrafos.com/join_us/join_us.html

Please send membership changes of your information via email to Eric Doerr
calligraphy@letterboxes.org

**Keep
Calm
&**

Volunteer

**Practice
Time**

Compiled by
Randy Stewart

Nothing cures
insomnia like the
realization that it's
time to get up.
Anon

Wise men talk because
they have something to
say; fools, because they have
to say something. Plato

"The best therapist has fur and four legs. **Anon**

Danger! Mouth operates before brain. Anon

Everywhere
is walking distance
if you have the time.
Steven Wright

Never put off until
tomorrow what you can
do the day after
tomorrow. **Mark Twain**

The things you say
about others say a
lot about you. **Anon**

No one can drive you crazy unless you give them the keys. Anon

It is inaccurate to say that I hate everything. I am strongly in favor of common sense, common honesty, and common decency. This makes me forever ineligible for public office. H. L. Mencken