

Availpro Booking Engines

Installing Booking Engines – Webmaster Guide

Version 10/2013

Version	Date	Modifications
1.0	2013-10-04	<i>First version</i>

Contents

AVAILPRO BOOKING ENGINES	1
I. INTRODUCTION	5
1. What is the aim of this document?	5
2. What are the different Availpro booking engines?	5
3. Who is this document for?	6
4. Prerequisites and basic principles	6
II. INSTALLING THE CRYSTAL BOOKING ENGINE (SINGLE-HOTEL)	8
1. The different versions of the Crystal booking engine	8
a. Calendar	8
Travel agent access	10
b. Display of a quick search form (mini-engine)	11
c. Display of a best price form (bestprice widget)	12
d. Dynamic display of rooms and rates (room)	13
e. Rate list display	15
2. Installation on a website	16
a. Creating a simple booking link	16
b. Creating a search form (mini-engine)	17
Basic search form	17
Options for the form	19
c. Creating a best price form (bestprice widget)	19
d. Insertion with iframe	19
Information about using iframe	19
Examples of use	20
3. Customising the installation using the Crystal booking engine's advanced settings	21
a. List of commonly used advanced settings	21
b. Practical examples of use	23
Customising a booking link	23
Customising a search form (customised mini-engine)	23
III. INSTALLING THE CRYSTAL BOOKING ENGINE (MULTI-HOTEL)	26
1. The different versions of the Crystal Multi-Hotel booking engine	26
a. Calendar and country/city selection	26
Travel agent access	27
b. Display of a quick search form (mini-engine)	27
Search form for all hotels available	27

Search form with hotel selection	28
c. Dynamic display of rooms and rates (room)	28
d. Rate list display	29
2. Installation on a website	29
a. Creating a simple booking link	29
b. Creating a search form (mini-engine)	30
Basic search form with hotel selection	30
Options for the form	32
c. Insertion with iframe	32
3. Customising the installation using the Crystal multi-hotel booking engine's advanced settings	32
a. List of commonly used advanced settings	32
b. Practical examples of use	34
Customising a booking link	34
Customising a search form (customised mini-engine)	34
IV. INSTALLING THE DIAMOND BOOKING ENGINE	36
1. Diamond booking engine principle	36
2. Diamond booking engine display and installation	37
a. Diamond engine display	37
Availability search	37
List of room types	38
List of rate offers	39
b. Installing a Diamond booking engine	39
Creating links to the various entry points	39
Creating a search form (mini-engine)	40
V. INSTALLING THE CORPORATE BOOKING ENGINE	41
1. Corporate booking engine principle	41
2. Corporate booking engine display and installation	42
a. Corporate engine display	42
b. Installation of a corporate engine on a website	42
Creating a simple booking link	42
Creating an access form (login and password)	43
VI. INSTALLING THE MOBILE BOOKING ENGINE	45
1. Mobile booking engine principle	45
2. Mobile engine display and installation	46
a. Mobile engine display	46
b. Mobile engine installation	46

VII. INSTALLING THE FACEBOOK BOOKING ENGINE	48
VIII. APPENDICES	50
1. Overview of the booking steps for the Crystal booking engine (single- and multi-hotel)	50
a. Calendar and search form version	51
b. Rate list version	51
c. Dynamic version of rates and rooms	51
2. Overview of the booking steps for the Diamond booking engine	52
a. Calendar version – availability search:	52
b. List of room types version	52
c. List of rate offers version	53
3. Overview of the booking steps for the corporate booking engine	53
4. Overview of the booking steps for the mobile engine	54

I. Introduction

1. *What is the aim of this document?*

The aim of this document is to provide everything you need for the easy installation of the various Availpro booking engines.

You will find this document online in the section of the Availpro extranet dedicated to installing a previously created booking engine that is in the section: **Booking engines**, where you will find tabs for all the engine types, then by using the **Install on a site** link on the relevant engine.

This document does not provide any information on graphic customisation of the booking engine.

2. *What are the different Availpro booking engines?*

Availpro software currently offers different booking engines for different uses. Here is the list

- **Crystal booking engine**
Booking engine used on a hotel website to enable online booking by users (B2C). It may be single- or multi-hotel (availability search across several hotels).
- **Diamond booking engine**
Booking engine used on a hotel website to enable online booking by users (B2C). It is single-hotel only.
- **Corporate booking engine**
Engine for companies/consortia with secure accesses (B2B).
- **Mobile booking engine**
Engine specifically tailored for navigation from mobile devices.
- **Facebook booking engine**
Social engine fully integrated into Facebook, in particular enabling rate management for fans.

We will not be dealing with *Direct Click* engines here

3. Who is this document for?

This document is for hotel site webmasters, to enable them to find all the information they need to install Availpro booking engines.

It requires knowledge of HTML and JavaScript.

4. Prerequisites and basic principles

Prerequisites

Using and installing an Availpro engine requires the ability to customise the HTML of the hotel website and to execute JavaScript, especially for installing a quick search form. Since some hotel sites are administered by CMS (Content Management Systems), it is essential to ensure in advance that the CMS being used can support the use of JavaScript.

URL format for the booking engine

The structure of the url of most Availpro booking engines is as follows

`http://www.secure-hotel-booking.com/name/reference[/hotelId]/[language]/[?settings]`

- *name*: Name of the booking engine. This is arbitrary, and mainly used for reasons of clarity. It is therefore good practice to use the name of the hotel here (**mandatory**)
- *reference*: Availpro booking engine code (**mandatory**)
- *hotelId*: Availpro hotel ID. It will appear in the URL if a multi-hotel engine is used (optional)
- *language*: booking engine display language. The language input into the booking engine or the user's "default" language will appear there (optional)
- *settings*: entry point/version of the booking engine. It may include "dateselection", "rates", "ratelist", "search", "login", depending on the type or version of booking engine used

Installation on the site

Availpro booking engine installation is done using basic HTML, whether by using links redirecting the user to one of the types/versions of the booking engine or via a search form.

The booking engine should, therefore, be set up by the webmaster and can be fully customised.

All the links and integration examples for each booking engine created are directly available on the Availpro extranet in the section: **Booking engines**, where you will find tabs for all the engine types, then by using the **Install on a site** link on the engine you have customised

Simple HTML examples are therefore provided on the Availpro extranet, for instance, to enable you in particular to:

- generate the HTML to make a simple booking link to the relevant engine
- generate the HTML to make an HTML search form

Language management

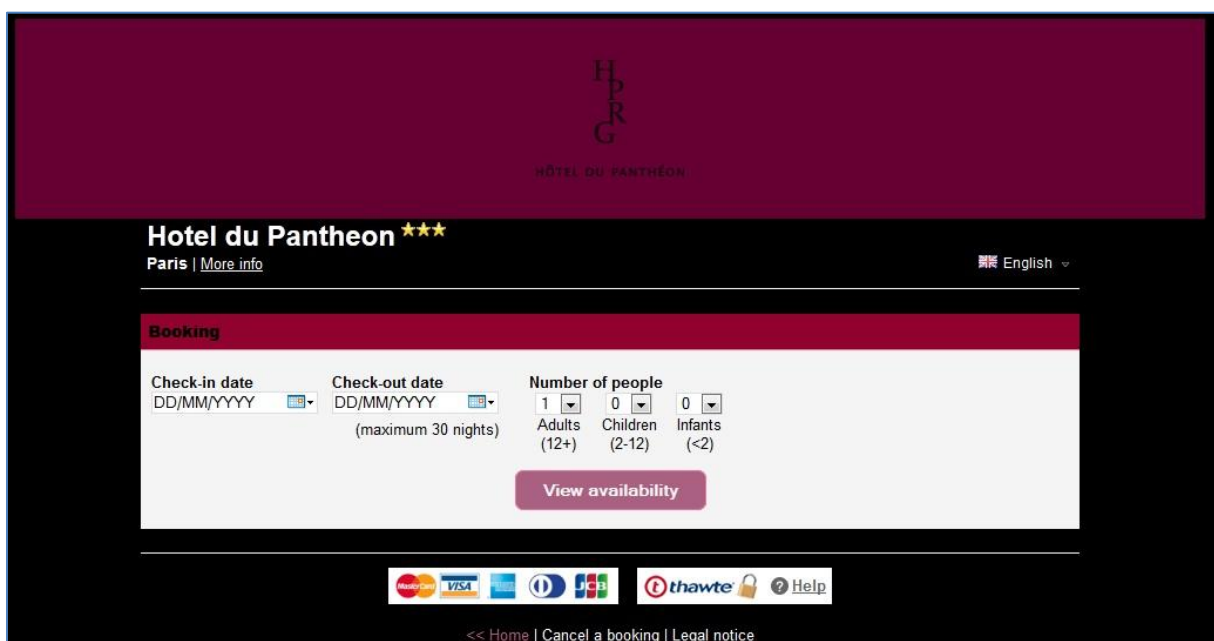
Availpro booking engines enable automatic recognition of the user's browser language, so that they can be displayed in the 12 administration languages.

However, you are very strongly recommended to feed Availpro booking engine with the language, in order to pass on the language chosen by the user on the hotel website to the Availpro booking engine.

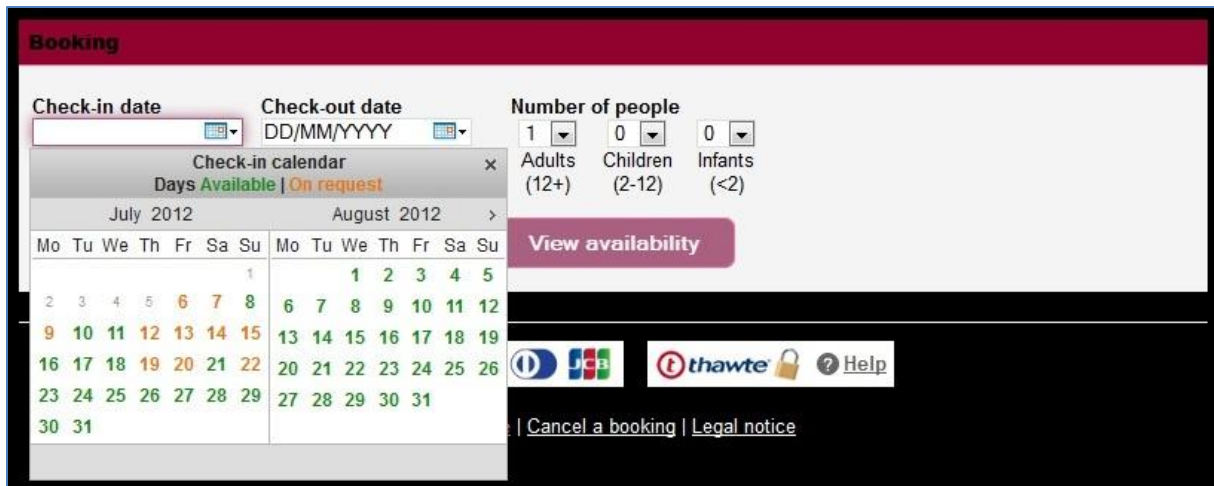
II. Installing the Crystal booking engine (single-hotel)

1. The different versions of the Crystal booking engine

a. Calendar



Display of the calendar version of the engine



Details of the calendar

This is the standard version of the Availpro booking engine which enables users to see the hotel's general availabilities by looking at a planning (without any details of room types). To start the booking process, the user is asked to fill in the following information:

- Check-in date
- Check-out date
- Number of adults, children and infants (the age ranges can be defined on the Availpro extranet)

The days on the calendar follow a user-friendly colour code:

- Green: Night available for booking
- Orange: Night only available "on request" (subject to the hotel owner using the "booking request" function)
- Red: Night not available for booking
- Grey: Date prior to the current date

Note: At the moment, the calendars which reflect the hotel's availabilities cannot be exported. However, it is possible to create your own calendar (JavaScript) and make it work with Availpro, but it will not reflect the hotel's real availabilities in the same manner as the Availpro version.

Travel agent access

The screenshot displays the Availpro booking engine interface. At the top, there is a section titled "B2B access" which is highlighted with a red border. Below this, there is a form for "IATA/TIDS/Agent code, company code" with a text input field and two links: "I've forgotten my code" and "Create an account". Below the B2B access section is the "Booking" section. It features two date pickers for "Check-in date" (12/26/2013) and "Check-out date" (12/27/2013), with a "1 night" duration. There is a checkbox labeled "Only show hotels that have availability". A prominent "View availability" button is centered below the date fields. At the bottom of the booking section, there are logos for Mastercard, VISA, Thawte, and a "Help" link. Below the logos, there is a link for "Cancel a booking Agent access".

Travel agent access

It is possible to display a section dedicated to "travel agents" in the calendar version of the engine, so as to enable them to identify themselves as travel agents with IATA code. This lets the hotel owner know if a travel agency is making a direct booking on the booking engine.

Agencies have the possibility of creating an agency account for themselves directly, if they do not already have one.

b. Display of a quick search form (mini-engine)

The screenshot displays the website for Hotel des Grands Hommes. The top navigation bar includes links for HOTEL DU PANTHEON, HOTEL DES GRANDS HOMMES, HOTEL SORBONNE, HOTEL JARDIN ODEON, HOTEL **** LA BELLE JULIETTE, and HÔTELS PARIS RIVE GAUCHE. Below this is a secondary menu with HOME, ROOMS, LOCATION, GALLERY, RATES / BOOKING, PARIS BLOG, SIGHTSEEING, PRESS, and PHPA. The main content area features a purple sidebar with text about the hotel's location and room quality, and a large photograph of a hotel interior. A red circle highlights a search form at the bottom of the page, which includes a 'Your email!' field, a 'Submit' button, a 'Check-in date' dropdown set to '9' and 'February 2011', a 'Number of nights' dropdown set to '1', and 'Book' and 'Cancel' buttons. Below the search form are links for 'Cancel an existing booking', 'Homepage', and 'Travel Agent/Corporate'. The footer contains contact information for Hotel des Grands Hommes, including the address (17 Place du Panthéon - 75005 Paris), phone and fax numbers, and a link to their newsletter and sitemap.

Quick search engine

This is the most frequently used version and the one most often installed on hotel websites. It involves making a quick search engine on your website using an HTML form which will enable users to make a quick booking.

c. Display of a best price form (bestprice widget)



The image shows a search form with the following elements:

- Arrival Date:** 26 Dec 2013
- Number of nights:** 1
- Best Price Widget (highlighted in red):** Our best price for your stay EUR124.00 per night
- Check Availability:** A dark button with white text.

Best price search engine

This version of the search form allows you to display a hotel's best price straight away, according to the date and number of nights chosen. It gives users a direct view of the hotel's prices for the dates of their stay, for example, on the hotel website's home page. This allows the hotel to display its best rate extremely quickly. By clicking on the "check availability" button, users can then continue with their booking.







There are extremely low set-up costs associated with using and activating the best price form (widget). For more information, please contact sales@availpro.com

d. Dynamic display of rooms and rates (room)

The Five Hotel ★★☆☆☆
Paris | [More info](#)



Click on a room type to view rates and availability.

	<p>Standard 1 person</p> <p>These room types are equipped with a flat-screen television, a safe, a hair dryer, air-conditioning, a free WIFI connection, double-gazing. This room has the particularity to be designed with optical fibres that you can see in the glass table, the sculpture and the bathroom. You can also notice the delicate perfume of the room.... and your bed spread with rose petals..... Our artist Isabelle Emmerique has also decorated the standard room with a unique sculpture made with Chinese lacq.</p> <p>» View availability and rates</p>	Starting from EUR67
	<p>Superior Romantic Glimmering 1 to 2 person</p> <p>These room types are equipped with a flat-screen television, a safe, a hair dryer, air-conditioning, a free WIFI connection, double-gazing. This room has the particularity to be designed with optical fibres that you can see in the glass table and the bathroom. You can also notice the delicate perfume of the room as soon as you pass the door and your bed spread with petal of roses!!!! Our artist Isabelle Emmerique has decorated the superior glimmering room with a unique sculpture made with Chinese lacq.</p> <p>» View availability and rates</p>	Starting from EUR93
	<p>Superior Glimmering with Baldaquin 1 to 2 person</p> <p>The canopy bed and the optic fibres really give you the impression to sleep under a twinkling sky with your bed spread with rose petals!!!! Very romantic! It is also designed with optic fibres that you can see in the bathroom. You can also notice the delicate perfume of the room as soon as you pass the door... Our artist Isabelle Emmerique has also decorated the room with a unique sculpture made with Chinese lacq. These room types are equipped with a flat-screen television, a safe, a hair dryer, air-conditioning, a free WIFI connection, double-gazing.</p> <p>» View availability and rates</p>	Starting from EUR110
	<p>Luxury Superior 1 to 2 persons</p> <p>This room is unique because of its suspended bed! It will give you the impression to float in a twinkling sky. Here, the optic fibres are very special because they change colour in the room and bathroom. As soon as you pass the door, you can also remark the delicate perfume of the room and your suspended bed spread with rose petals!!!! Our artist Isabelle Emmerique has also decorated the standard room with a unique sculpture made with Chinese lacq. This room is equipped with a flat-screen television, a safe, a hair dryer, air-conditioning, a free WIFI connection, double-gazing and a bathtub.</p> <p>» View availability and rates</p>	Starting from EUR152

Dynamic display of rooms and rates – Step 1: Selection of room type

The Five Hotel ★★☆☆☆
Paris | [More info](#)

Click on a room type to view rates and availability.

	<p>Standard 1 person</p> <p>These room types are equipped with a flat-screen television, a safe, a hair dryer, air-conditioning, a free WIFI connection, double-gazing. This room has the particularity to be designed with optical fibres that you can see in the glass table, the sculpture and the bathroom. You can also notice the delicate perfume of the room.... and your bed spread with rose petals..... Our artist Isabelle Emmerique has also decorated the standard room with a unique sculpture made with Chinese lacq.</p> <p>» View availability and rates</p>	Starting from EUR67																		
<table style="width: 100%; border-collapse: collapse;"> <tr> <td style="width: 30%;">Offre séjour anticipé</td> <td style="width: 20%; text-align: right;">Starting from EUR67</td> <td style="width: 50%; text-align: center;">1 Choose a rate from the list opposite</td> </tr> <tr> <td><small>Book your Five Experience and get a special Rate! Full prepayment, no refunds or changes.</small></td> <td></td> <td></td> </tr> <tr> <td>Flexible rate</td> <td style="text-align: right;">Starting from EUR79</td> <td></td> </tr> <tr> <td><small>Get Best internet price and Live an Unique Experience. Reservation can be changed or cancelled 48 hours before arrival.</small></td> <td></td> <td></td> </tr> <tr> <td>MINIMUM 3 NIGHTS OFFER</td> <td style="text-align: right;">Starting from EUR71</td> <td></td> </tr> <tr> <td><small>Stay at least 3 nights in our hotel and get an attractive price. Reservation can be changed or cancelled 48 hours before arrival time.</small></td> <td></td> <td></td> </tr> </table>			Offre séjour anticipé	Starting from EUR67	1 Choose a rate from the list opposite	<small>Book your Five Experience and get a special Rate! Full prepayment, no refunds or changes.</small>			Flexible rate	Starting from EUR79		<small>Get Best internet price and Live an Unique Experience. Reservation can be changed or cancelled 48 hours before arrival.</small>			MINIMUM 3 NIGHTS OFFER	Starting from EUR71		<small>Stay at least 3 nights in our hotel and get an attractive price. Reservation can be changed or cancelled 48 hours before arrival time.</small>		
Offre séjour anticipé	Starting from EUR67	1 Choose a rate from the list opposite																		
<small>Book your Five Experience and get a special Rate! Full prepayment, no refunds or changes.</small>																				
Flexible rate	Starting from EUR79																			
<small>Get Best internet price and Live an Unique Experience. Reservation can be changed or cancelled 48 hours before arrival.</small>																				
MINIMUM 3 NIGHTS OFFER	Starting from EUR71																			
<small>Stay at least 3 nights in our hotel and get an attractive price. Reservation can be changed or cancelled 48 hours before arrival time.</small>																				
	<p>Superior Romantic Glimmering 1 to 2 person</p> <p>These room types are equipped with a flat-screen television, a safe, a hair dryer, air-conditioning, a free WIFI connection, double-gazing. This room has the particularity to be designed with optical fibres that you can see in the glass table and the bathroom. You can also notice the delicate perfume of the room as soon as you pass the door and your bed spread with petal of roses!!!! Our artist Isabelle Emmerique has decorated the superior glimmering room with a unique sculpture made with Chinese lacq.</p> <p>» View availability and rates</p>	Starting from EUR93																		

Dynamic display of rooms and rates – Step 2: Selection of rate

The Five Hotel ☆☆☆

Paris | [More info](#)

Click on a room type to view rates and availability.

Standard 1 person

Starting from EUR67

These room types are equipped with a flat-screen television, a safe, a hair dryer, air-conditioning, a free WIFI connection, double-gazing.
This room has the particularity to be designed with optical fibres that you can see in the glass table, the sculpture and the bathroom.
You can also notice the delicate perfumes of the room.... and your bed spread with rose petals....
Our artist Isabelle Emmerique has also decorated the standard room with a unique sculpture made with Chinese lacq.

[View availability and rates](#)

Offre séjour anticipé Starting from EUR67

Book your Five Experience and get a special Rate!
Full prepayment, no refunds or changes.

Flexible rate Starting from EUR79

Get Best internet price and Live an Unique Experience. Reservation can be changed or cancelled 48 hours before arrival.

MINIMUM 3 NIGHTS OFFER Starting from EUR71

Stay at least 3 nights in our hotel and get an attractive price. Reservation can be changed or cancelled 48 hours before arrival time.

1 Selected rate: **MINIMUM 3 NIGHTS OFFER (EUR)** - [Sales terms and conditions](#)

2 Choose your check-in date:

December, 2013

Sun	Mon	Tue	Wed	Thu	Fri	Sat
1	2	3	4	5	6	7
8	9	10	11	12	13	14
15	16	17	18	19	20	21
22	23	24	25	26	27	28
29	30	31				
80	80	116				

January, 2014

Sun	Mon	Tue	Wed	Thu	Fri	Sat
			1	2	3	4
			71	71	89	107
5	6	7	8	9	10	11
80					89	89
12	13	14	15	16	17	18
71	71	98	98	16	98	98
19	20	21	22	23	24	25
98	116	116	116	134	152	152
26	27	28	29	30	31	
152	152	152	116	116	89	

Available

On request

Unavailable

Dynamic display of rooms and rates – Step 3: Selection of dates of the stay

This version of the booking engine displays the list of the hotel's room types and offers the possibility of going into the booking process by selecting a room type to start with.

The user is then invited to select a rate and can quickly see the nights which are available for the chosen rate. This allows the user to see all the hotel's offers and to compare them on one single page.

To continue and complete their reservation, users then just have to select the dates of their stay on the same page and click on the "Book" button.

To sum up, the booking process in this version is, therefore, as follows:

- 1/ Selection of room type
- 2/ Selection of rate
- 3/ Selection of dates of the stay

e. Rate list display

The Five Hotel
Paris | [More info](#)

PUBLIC RATE
This rate included all taxes and Exhibition Periods.

Standard 1 person	EUR220
Superior Glimmering 1 to 2 person	EUR250
Superior Glimmering with Baldaquin 1 to 2 person	EUR270
Luxury Superior 1 to 2 persons	EUR340
Suite 1 to 4 person	EUR410

[Book](#)

Best available rate for our Partners
Get the Best Promotional rate on the net for our partners!!!!

Standard 1 person	Starting from EUR104
Superior Glimmering 1 to 2 person	Starting from EUR135
Superior Glimmering with Baldaquin 1 to 2 person	Starting from EUR156
Luxury Superior 1 to 2 persons	Starting from EUR219
Suite 1 to 4 person	Starting from EUR303

[Book](#)

Display of the rate list for a hotel

In this version of the Crystal booking engine, the hotel's rates are displayed along with the room types for which these rates apply to for booking.

It is generally used to fill in a "Rooms and rates" section of a hotel website.

Its simple display means it is often used to support hotel websites via an iframe. For more details, see part 3.c where there is a detailed description of installing the engine with iframe.

2. Installation on a website

a. Creating a simple booking link

It is quite simple to create a booking link to one of the versions of the Crystal booking engine; you just have to generate an HTML link using `<a>`.

Here are some simple examples of HTML for incorporating external links to different versions of the Crystal booking engine.

Calendar version:

```
<a href="http://www.secure-hotel-booking.com/Hotel-Royal-Sentier/2UYR/dateselection">Book</a>
```

Dynamic version:

```
<a href="http://www.secure-hotel-booking.com/Hotel-Royal-Sentier/2UYR/rates">Book</a>
```

Rate list version

```
<a href="http://www.secure-hotel-booking.com/Hotel-Royal-Sentier/2UYR/ratelist">Book</a>
```



*Reminder, the real links are available in the section: **Booking engines, Website engines** tab, then by using the **Install on a site** link on the relevant engine*

b. Creating a search form (mini-engine)

To create a quick search form, redirecting to Availpro, you have to use an HTML form in POST.

It is possible to make your own quick search engine by implementing your own HTML code and by using the booking engine's advanced settings. To do this, please refer to section II.3

Basic search form

Here is an example of a search form which is easy to use and whose code is provided on the Availpro extranet. It uses simple HTML (input & select) and JavaScript elements.

```
<form id="AVP" method="post" action="http://www.secure-hotel-booking.com/Hotel-Royal-Sentier/2UYR/search?hotelId=11507" target="_blank">
<input type="hidden" id="language" name="language" value="fr" />
<input type="hidden" id="AVP_arrivalDate" name="arrivalDate" value="" />
<input type="hidden" id="AVP_nights" name="nights" value="" />
<input type="hidden" id="guestCountSelector" name="guestCountSelector" value="ReadOnly" />
<table>
<tr>
<td colspan="2">Check-in date <select id="AVP_list_days"
onchange="updateDDay();" />&nbsp;<select id="AVP_list_months"
onchange="setDays();" /></td>
</tr><tr>
<td colspan="2">Number of night(s) <select id="AVP_list_nights" /></td>
</tr><tr>
<td colspan="2">Adults <select id="selectedAdultCount"
name="selectedAdultCount" />&nbsp;<select id="selectedChildCount"
name="selectedChildCount" />&nbsp;<select id="selectedInfantCount"
name="selectedInfantCount" /></td>
</tr><tr>
<td align="center"><input type="button" value="Book" onclick="validate();" /></td>
<td align="center"><a href="http://www.secure-hotel-booking.com/Hotel-Royal-Sentier/2UYR/retrieve"
target="_blank">Cancel</a></td>
</tr></table>
</form>
<script type="text/javascript">
var months = new
Array("January","February","March","April","May","June","July","August","September","October","November","
December");
var message='Date outside planning';
</script>
<script type="text/javascript" src="http://www.secure-hotel-booking.com/Hotel-Royal-Sentier/2UYR/scripts/base.js"></script>
```

The important settings for this form are:

- *arrivalDate*: customer's check-in date (**mandatory**)

Availpro Booking Engines – Installing Availpro Booking Engines

- *nights*: the number of nights (**mandatory**)
- *selectedAdultCount*, *selectionChildCount* and *selectedInfantCount* (select) enabling specification of the number of people (optional)

The JavaScript file: "base.js" enables completion of the various inputs.



*Reminder, the code for this basic form is available in the section: **Booking engines, Website engines** tab, then by using the **Install on a site** link on the relevant engine*

Options for the form

By adding settings in the form of inputs into the search engine, you can use additional options.



A tutorial for using these options is available in the section: **Booking engines, Website engines** tab, then by using the **Install on a site** link on the relevant engine, and finally by using the **Install a mini booking engine** link

Using the "check-out date" field

Instead of using the "number of nights" field, it is possible to use the "check-out date" field.

Adding a "Special offer code" field (optional)

This function enables a box to be displayed allowing users to enter a rate code in a search engine, which gives them the right to a private rate loaded onto Availpro (for more information on using and setting up private rates, please refer to our customer support department)

This field is added via an HTML input which must be called: "rate".

c. Creating a best price form (bestprice widget)

Separate documentation has been created for installing this form: *Availpro Booking Engine - Installing the engine widget on your site.*

You can request it from Availpro's customer support department or your Availpro account manager.

d. Insertion with iframe

Information about using iframe

It is possible to integrate an Availpro Crystal booking engine with iframe in the contents of a website. To do this, you just have to use the HTML <iframe> elements, making one of the versions of the booking engine the source.

Availpro Booking Engines – Installing Availpro Booking Engines

There are some possibilities offered in the customisation of an Availpro engine enabling its reduction in size through the use of style sheets (CSS). There is no guide available on this topic, so you need to refer to the Availpro customer support department if you would like more information.

However, depending on the constraints of your site, integration with <iframe> may not be optimum.

Furthermore, integration of the Crystal booking engine can never be carried out in full with iframe, because when you go into secure navigation (https), a new tab/window will necessarily be opened.

In general, since integration of the engine using <iframe> elements is quite restrictive, it is not really recommended.

Examples of use

Use of an iframe on the rate list page

This is the most common use. It is possible to fill in the "Rates" part of a hotel website by making an iframe on the rate list page of the Crystal booking engine.

Here is a simple HTML example

```
<iframe id="myFrame" name="myFrame" src="http://www.secure-hotel-booking.com/Hotel-Royal-Sentier/2UZR/ratelist?header=false&details=false" frameborder="0" noresize ></iframe>
```

Use of an iframe in the full window

It is possible to create an HTML page on the hotel website which would contain the Crystal booking engine in iframe "full page" format, thus giving the illusion that the booking engine is in the hotel's domain.

Here is an HTML example for a page putting the Crystal booking engine in full page format:

```

<html>
<head>
<script type="text/javascript">
function LoadPage(){
var url = "http://www.secure-hotel-booking.com/Hotel-Royal-Sentier/2UYR/dateselection";
document.getElementById("myFrame").src=url;
}
</script>
</head>
<style>
iframe {
border:none;
margin-top: 0px;
margin-left: 0px;
margin-right: 0px;
}
</style>
<body onLoad="LoadPage();">
<iframe height="100%" width="100%" id="myFrame" name="myFrame" src="#" frameborder="0"
marginheight="0" marginwidth="0" noresize ></iframe>
</body>
</html>

```

3. Customising the installation using the Crystal booking engine's advanced settings

a. List of commonly used advanced settings

Here is the list of advanced settings that can be provided for the Crystal booking engine and which are commonly used.

It is possible to transfer them as settings in the engine's url (the url's get settings)

Setting (case sensitive)	Type of value	Usable on Version	Description
language	Chain (2-letter ISO code)	<ul style="list-style-type: none"> Calendar Mini-engine Dynamic Rate list 	Booking engine display language, e.g.: "en" or "pt-br". If not specified, the user's language is recognised automatically
arrivalDate	Date (format: YYYY-MM-dd)	<ul style="list-style-type: none"> Mini-engine 	Check-in date
nights	Complete	<ul style="list-style-type: none"> Mini-engine 	Number of nights. Do not use at the same

			time as departureDate
departureDate	Date (format: YYYY-MM-dd)	<ul style="list-style-type: none"> • Mini-engine 	Check-out date. Do not use at the same time as nights
selectedAdultCount	Complete	<ul style="list-style-type: none"> • Mini-engine 	Number of adults
selectedChildCount	Complete	<ul style="list-style-type: none"> • Mini-engine 	Number of children
selectedInfantCount	Complete	<ul style="list-style-type: none"> • Mini-engine 	Number of infants
agentAccess	Boolean ("true" or "false")	<ul style="list-style-type: none"> • Calendar 	If "true", a form for travel agencies is displayed By default on "false", if not specified
header	Boolean ("true" or "false")	<ul style="list-style-type: none"> • Dynamic • Rate list 	Indicates if the "header" specified in the booking engine must be displayed or not. It is displayed by default. Useful where iframe is used
footer	Boolean ("true" or "false")	<ul style="list-style-type: none"> • Dynamic • Rate list 	Indicates if the "footer" specified in the booking engine must be displayed or not. It is displayed by default.
details	Boolean ("true" or "false")	<ul style="list-style-type: none"> • Dynamic • Rate list 	Indicates if the name/location and category of the hotel must be displayed or not. This setting is useful where < iframe> is integrated. It is displayed by default.
roomId	Complete	<ul style="list-style-type: none"> • Calendar • Mini-engine • Dynamic 	Enables the display and booking to be restricted to one room type in particular. To be filled in with the ID of the room type on Availpro
rate (*)	Chain	<ul style="list-style-type: none"> • Calendar • Mini-engine • Dynamic 	Reference rate code. This rate will be displayed first in the list. Used to display the rates known as "private" (special rates)
selectedRate (*)	Chain	<ul style="list-style-type: none"> • Calendar • Mini-engine • Dynamic 	Rate code to be pre-selected (if rate available for sale)
selectedRateId (*)	Complete	<ul style="list-style-type: none"> • Calendar 	Availpro ID for the rate

		<ul style="list-style-type: none">• Mini-engine• Dynamic	to be pre-selected (if rate available for sale)
--	--	---	---

(*): The combination of the 3 settings: *rate*, *selectedRate* and *selectedRateId* enables a deep link to be made on a particular rate (if the rate is available for sale)

b. Practical examples of use

Customising a booking link

Example 1: Creating a link to the booking engine in Italian

To pass on the language chosen by the user on the hotel website

<http://www.secure-hotel-booking.com/Hotel-Royal-Sentier/2UYR/dateselection?language=IT> or
<http://www.secure-hotel-booking.com/Hotel-Royal-Sentier/2UYR/search?language=IT>

Example 2: Creating a link to the booking engine in English, filtering via a specific room type

<http://www.secure-hotel-booking.com/Hotel-Royal-Sentier/2UYR/search?language=EN&roomId=40741>

Example 3: Creating a link to the booking engine in English for a specific rate

Redirect the user to a particular rate using the 3 settings

<http://www.secure-hotel-booking.com/Hotel-Royal-Sentier/2UYR/search?language=EN&rate=PROMO&selectedRate=PROMO&selectedRateId=42501>

It should be noted that, if the rate is not available, the hotel's other rates will be displayed, so that the hotel's other offers are nevertheless presented to the customer

Customising a search form (customised mini-engine)

It is possible to make your own customised search form, using the Crystal booking engine's advanced settings.

This means that you can create your own calendars (datepicker) for the customer's check-in and check-out dates using JavaScript.

To do this, you will need to pass on the following key variables to the Crystal booking engine:

- Check-in date (arrivalDate)
- Number of nights (nights) or check-out date (departureDate)

Availpro Booking Engines – Installing Availpro Booking Engines

Here is an example of a search form with a calendar (use of **Jquery**: <http://api.jqueryui.com/datepicker>).

It enables:

- Selection of the check-in date via a calendar
- Selection of the number of nights


```
<!doctype html>
<html>
<head>
<meta charset="utf-8" />
<title>Date Picker Mini Engine Sample</title>
<link rel="stylesheet" href="http://code.jquery.com/ui/1.10.3/themes/smoothness/jquery-ui.css" />
<script type="text/javascript" src="http://code.jquery.com/jquery-1.9.1.js"></script>
<script type="text/javascript" src="http://code.jquery.com/ui/1.10.3/jquery-ui.js"></script>
<script type="text/javascript" src="http://jquery-ui.googlecode.com/svn/tags/latest/ui/i18n/jquery.ui.datepicker-
fr.js"></script>

<link rel="stylesheet" href="/resources/demos/style.css" />
<script type="text/javascript">
$(function() {
$("#datepicker").datepicker($.datepicker.regional[ "fr" ]);
$("#datepicker").datepicker("option", "dateFormat", "yy-mm-dd");
});
</script>
<script type="text/javascript">
function Validate()
{
    var arrivalDate = document.getElementById("datepicker").value;
    var nightValue =
document.getElementById('nights').options[document.getElementById('nights').selectedIndex].value;
    window.open("http://www.secure-hotel-booking.com/Hotel-Royal-
Sentier/2UYR/search?hotelId=11507&arrivalDate="+ arrivalDate + "&nights=" + nightValue);
    return;
}
</script>
</head>
<body>
<p>Date: <input type="text" id="datepicker" />
    &nbsp;Number of night(s): <select id="nights" name="nights">
<option value="1" selected>1</option>
<option value="2">2</option>
<option value="3">3</option>
<option value="4">4</option>
<option value="5">5</option>
<option value="6">6</option>
<option value="7">7</option>
<option value="8">8</option>
<option value="9">9</option>
<option value="10">10</option>
</select>&nbsp;
<input type="button" onClick="Validate();" value="Book" />
</p>
</body>
</html>
```

III. Installing the Crystal booking engine (multi-hotel)

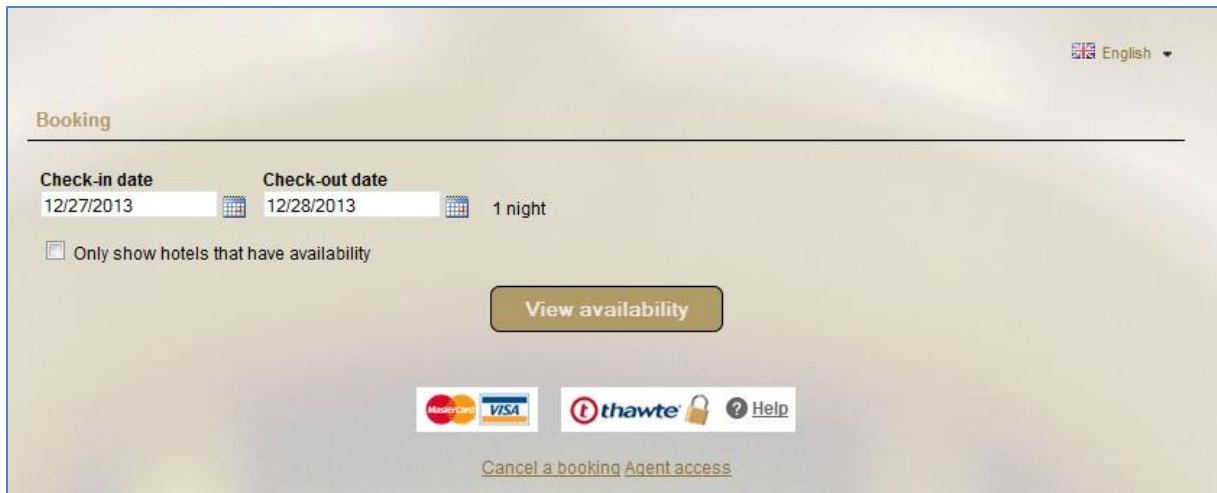
A Crystal booking engine is referred to as a "Multi-Hotel" one when it enables the availability and price of at least 2 hotels to be displayed. The number of hotels linked to a Crystal booking engine is defined and can be configured on the Availpro extranet, in the engine configuration part: section **Booking engines**, then **Site engines**.

1. The different versions of the Crystal Multi-Hotel booking engine

a. Calendar and country/city selection

The screenshot shows a booking search interface. At the top right, there is a language selector set to "English". Below this is a grey header bar labeled "Booking". The main search area includes a "Town/City" dropdown menu with "Avignon" selected. Below that are "Check-in date" and "Check-out date" fields, both with calendar icons, showing "12/27/2013" and "12/28/2013" respectively, with "1 night" indicated. There is a checkbox labeled "Only show hotels that have availability" which is currently unchecked. Below this is a "Special offer / rate code (optional)" text input field. A large black button with white text "View availability" is centered below the search fields. At the bottom of the form, there are logos for MasterCard, VISA, thawte, and a Help icon. Below the logos is a navigation bar with links: "<< Home | Cancel a booking".

Calendars with city selection



Calendars (without country/city selection)

This is the standard version of the Crystal "Multi-Hotel" booking engine which enables users to select the dates of their stay and to see the available hotels. To start the booking process, the user is asked to fill in the following information:

- Country (if the booking engine allows hotels to be booked in different countries)
- City (if the booking engine allows hotels to be booked in different cities)
- Check-in date
- Check-out date
- *Option: Only view the available hotels* (to enable only the hotels which are actually available to be viewed, or the full catalogue of hotels for this engine)

In contrast to the "single-hotel" version, the calendars for check-in and check-out dates do not reflect the availability of the hotels.

Travel agent access

The principle is the same as for the single-hotel version, see section II.1.a – [Travel agent access](#)

b. Display of a quick search form (mini-engine)

There are several options for installing a quick search form (mini-engine) in the multi-hotel version.

Search form for all hotels available

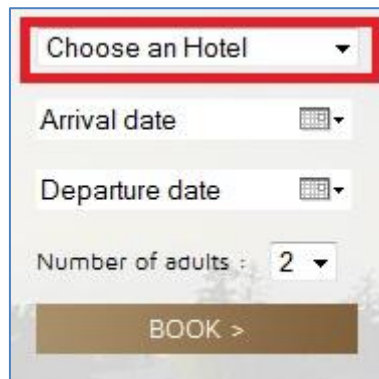


A search form with a light beige background. It contains three rows of dropdown menus: 'Check-in date' with '27' and 'December 2013', 'Number of nights' with '1', and 'Adults' with '2'. Below these are two buttons: 'Book' and 'Cancel'.

Search form for all hotels

The display for this engine is the same as for the single-hotel version.

Search form with hotel selection



A search form with a light beige background. The top dropdown menu, labeled 'Choose an Hotel', is highlighted with a red border. Below it are three rows of dropdown menus: 'Arrival date', 'Departure date', and 'Number of adults' with '2'. At the bottom is a large brown button labeled 'BOOK >'.

Search form with hotel selection

The user is requested to select a hotel from the list of hotels which the engine allows you to book.

c. Dynamic display of rooms and rates (room)

By definition, a multi-hotel engine does not allow the dynamic version of rooms and rates for a particular hotel to be displayed.

It is nevertheless possible to display this version by supplying the multi-hotel engine with the hotel's Availpro ID as a setting. You therefore have to know the hotel's Availpro ID.

For example, the Availpro ID of the test hotel *Siriona* is 5640.

You can therefore enter this ID as a setting in the *hotelId* variable in order to display the dynamic version of rooms and rates for this hotel.

For example: <http://www.secure-hotel-booking.com/Hotel-Royal-Sentier/29VR/rates?hotelId=5640>

The display is then exactly the same as in section II-1-d.

d. Rate list display

By definition, a multi-hotel engine does not allow the rate list for a particular hotel to be displayed.

It is nevertheless possible to display this version by supplying the multi-hotel engine with the hotel's Availpro ID as a setting. You therefore have to know the hotel's Availpro ID.

For example, the Availpro ID of the test hotel *Siriona* is 5640.

You can therefore enter this ID as a setting in the *hotelId* variable in order to display the rate list for this hotel.

For example: <http://www.secure-hotel-booking.com/Hotel-Royal-Sentier/29VR/ratelist?hotelId=5640>

The display is then exactly the same as in section II-1-e.

2. Installation on a website

a. Creating a simple booking link

It is quite simple to create a booking link to one of the versions of the Crystal multi-hotel booking engine; you just have to generate an HTML link using `<a>`.

Here are some simple examples of HTML for incorporating external links to different versions of the Crystal booking engine.

Calendar version:

```
<a href="http://www.secure-hotel-booking.com/Availpro/29VR/dateselection">Book</a>
```

Depending on the location of the hotels, selection of the country and/or city will be requested. See section III-1-a.

Dynamic version:

```
<a href="http://www.secure-hotel-booking.com/Availpro/29VR/rates?hotelId=5640">Book</a>
```

As the dynamic version is by definition single-hotel, you then have to enter the hotel's Availpro ID as a setting (*hotelId*).

Rate list version

```
<a href="http://www.secure-hotel-booking.com/Availpro/29VR/ratelist?hotelId=5640">Book</a>
```

As the rate list version is by definition single-hotel, you then have to enter the hotel's Availpro ID as a setting (**hotellid**).



*Reminder, the real links are available in the section: **Booking engines, Website engines** tab, then by using the **Install on a site** link on the relevant engine*

b. Creating a search form (mini-engine)

To create a quick search form redirecting to Availpro, you have to use an HTML form in POST.

It is possible to make your own quick search engine by implementing your own HTML and by using the booking engine's advanced settings. To do this, please refer to section III.3.a

Basic search form with hotel selection

Here is an example of a search form which is easy to use and whose code is provided on the Availpro extranet. It uses simple HTML (input & select) and JavaScript elements.

```

<form id="AVP" method="post" action="http://www.secure-hotel-booking.com/Availpro/29VR/search"
onsubmit="if(!_gaq!=null)_gaq.push(['_linkByPost', this]);" target="_blank">
<input type="hidden" id="language" name="language" value="fr" />
<input type="hidden" id="AVP_arrivalDate" name="arrivalDate" value="" />
<input type="hidden" id="AVP_nights" name="nights" value="" />
<input type="hidden" id="hotelId" disabled="disabled" name="hotelId" value="" />
<input type="hidden" id="guestCountSelector" name="guestCountSelector" value="ReadOnly" />
<table>
<tr><td colspan="2">Hôtel(s) :&nbsp;<select id="AVP_list_hotels"
onchange="updateIdHotel('hotelId')"><option value = '0'>All hotels</option>
<option value = '12710'>Hotel Marine (12710)</option>
<option value = '8800'>Champs Elysees Plaza (Test) (8800)</option>
<option value = '5640'>Siriona (5640)</option>
<option value = '11672'>Super Test Hotel (11672)</option>
</select></td></tr><tr>
<td colspan="2">Check-in date&nbsp;<select id="AVP_list_days"
onchange="updateDDay();"></select>&nbsp;<select id="AVP_list_months"
onchange="setDays();"></select></td>
</tr><tr>
<td colspan="2">Number of night(s)&nbsp;<select id="AVP_list_nights"></select></td>
</tr><tr>
<td colspan="2">Adults&nbsp;<select id="selectedAdultCount"
name="selectedAdultCount"></select>&nbsp;<select id="selectedChildCount"
name="selectedChildCount"></select>&nbsp;<select id="selectedInfantCount"
name="selectedInfantCount"></select></td>
</tr><tr>
<td align="center"><input type="button" value="Book" onclick="validate();" /></td>
<td align="center"><a href="http://www.secure-hotel-booking.com/Availpro/29VR/retrieve"
onclick="if(!_gaq!=null)_gaq.push(['_link', 'http://www.secure-hotel-
booking.com/Availpro/29VR/retrieve']); return false;" target="_blank">Cancel</a></td>
</tr></table>
</form>
<script type="text/javascript">
var months = new
Array("January","February","March","April","May","June","July","August","September","October","Nove
mber","December");
var message='Date outside planning';
</script>
<script type="text/javascript" src="http://www.secure-hotel-
booking.com/Availpro/29VR/scripts/base.js"></script>

```

The important settings for this form are

- *hotelId*: Availpro hotel ID to enable selection of the hotel
- *arrivalDate*: customer's check-in date (**mandatory**)
- *nights*: the number of nights (**mandatory**)
- *selectedAdultCount*, *selectionChildCount* and *selectedInfantCount* (select) enabling specification of the number of people (optional)

The JavaScript file: "base.js" enables completion of the various inputs.



Reminder, the code for this basic form is available in the section: **Booking engines, Website engines** tab, then by using the **Install on a site** link on the relevant engine

Options for the form

The options for the search form are the same as for a Crystal single-hotel booking engine. See section II-2-b -[Options for the form](#) .

c. Insertion with iframe

The advice on usage and examples is the same as for a Crystal single-hotel booking engine. See section II-2-c -[Insertion with iframe](#)

3. Customising the installation using the Crystal multi-hotel booking engine's advanced settings

a. List of commonly used advanced settings

Here is the list of advanced settings that can be provided for the Crystal Multi-Hotel booking engine and which are commonly used.

It is possible to transfer them as settings in the engine's url (the url's get settings)

Setting (case sensitive)	Type of value	Usable on Version	Description
hotelID	Complete	<ul style="list-style-type: none"> • Calendar • Mini-engine • Dynamic • Rate list (if hotel ID specified) 	Availpro hotel ID to enable booking of a particular hotel <i>Note: It is possible to use selectedHotelId instead</i>
selectedHotelID	Complete	<ul style="list-style-type: none"> • Calendar • Mini-engine • Dynamic • Rate list (if hotel ID) 	Availpro hotel ID to enable booking of a particular hotel <i>Note: It is possible to use hotelId instead</i>

		specified)	
language	Chain (2-letter ISO code)	<ul style="list-style-type: none"> • Calendar • Mini-engine • Dynamic (if hotel ID specified) • Rate list (if hotel ID specified) 	Booking engine display language, e.g.: "en" or "pt-br". If not specified, the user's language is recognised automatically
arrivalDate	Date (format: YYYY-MM-dd)	<ul style="list-style-type: none"> • Mini-engine 	Check-in date
nights	Complete	<ul style="list-style-type: none"> • Mini-engine 	Number of nights. Do not use at the same time as departureDate
departureDate	Date (format: YYYY-MM-dd)	<ul style="list-style-type: none"> • Mini-engine 	Check-out date. Do not use at the same time as nights
selectedAdultCount	Complete	<ul style="list-style-type: none"> • Mini-engine 	Number of adults
selectedChildCount	Complete	<ul style="list-style-type: none"> • Mini-engine 	Number of children
selectedInfantCount	Complete	<ul style="list-style-type: none"> • Mini-engine 	Number of infants
agentAccess	Boolean ("true" or "false")	<ul style="list-style-type: none"> • Calendar 	If "true", a form for travel agencies is displayed By default on "false", if not specified
city	Chain	<ul style="list-style-type: none"> • Calendar • Mini-engine 	Enables entry of the Availpro city code so that only the hotels of the relevant city are displayed. To get the Availpro city codes for each property, contact the Availpro customer support department
header	Boolean ("true" or "false")	<ul style="list-style-type: none"> • Dynamic • Rate list 	Indicates if the "header" specified in the booking engine must be displayed or not. It is displayed by default. Useful where iframe is used
footer	Boolean ("true" or "false")	<ul style="list-style-type: none"> • Dynamic • Rate list 	Indicates if the "footer" specified in the booking engine must be displayed or not. It is displayed by default
details	Boolean ("true" or "false")	<ul style="list-style-type: none"> • Dynamic • Rate list 	Indicates if the name/location and category of the hotel must be displayed or

			not. This setting is useful where < iframe> is integrated. It is displayed by default.
roomId	Complete	<ul style="list-style-type: none"> • Calendar • Mini-engine • Dynamic 	Enables the display and booking to be restricted to one room type in particular. To be filled in with the ID of the room type on Availpro

b. Practical examples of use

Customising a booking link

Example 1: Creating a link to the booking engine in Italian for a given hotel

To pass on the language chosen by the user on the hotel website

<http://www.secure-hotel-booking.com/Availpro/29VR/search?hotelId=5640&language=IT>

Example 2: Creating a link to the booking engine in English, filtering via a given hotel and a specific room type

<http://www.secure-hotel-booking.com/Availpro/29VR/search?hotelId=5640&language=EN&hotelId=5640&roomId=39685>

Example 3: Creating a link to the booking engine in English, filtering via a given hotel and a specific rate

Redirecting the user to a particular rate

<http://www.secure-hotel-booking.com/Availpro/29VR/search?hotelId=5640&language=EN&hotelId=5640&rate=TESTCAL>

It should be noted that, if the rate is not available, the hotel's other rates will be displayed, so that the hotel's other offers are nevertheless presented to the customer

Customising a search form (customised mini-engine)

See section II.3.b (practical examples of use) – [Customising a search form \(customised mini-engine\)](#)

Availpro Booking Engines – Installing Availpro Booking Engines

It is for example possible to add hotel selection or city selection to this form, by using the settings described in the above table.

IV. Installing the Diamond booking engine

1. *Diamond booking engine principle*

The Diamond booking engine is an alternative solution to the Crystal booking engine. It enables the initial booking steps to be presented in different ways.

There are different entry points for displaying this booking engine.

- **Availability search:**
This entry point, similar to the "Calendar" version of the Crystal booking engine, enables a calendar to be displayed which allows the user to search the hotel's availabilities.
- **List of room types:**
This entry point enables the hotel's room types to be displayed, along with their description and the rate offers associated with these rooms. A calendar is also displayed which means a room type can be booked directly.
- **List of rate offers**
This entry point enables the hotel's rate offers to be displayed, along with their description and the room types associated with these offers. A calendar is also displayed which means the offer can be booked directly.

2. Diamond booking engine display and installation

a. Diamond engine display

Availability search

La Belle Juliette ★★★★

Paris

[Nos disponibilités](#) [Nos chambres](#) [Nos tarifs et forfaits](#) [Présentation de l'hôtel](#) Français

Date d'arrivée: ven. 25 oct. 2013


Date de départ: sam. 26 oct. 2013

Nuits: 1


Nombre de personnes: 1 Adultes (12+), 0 Enfants (2-12), 0 Bébé(s) (< 2)


[Rechercher](#)

La Belle Juliette, le luxe discret d'un 4 étoiles et le charme d'une adresse que les voyageurs et les parisiens s'échangeront entre amis exigeants et inspirés. Dans la pure tradition parisienne de Saint Germain des Prés, l'hôtel est porté par une vision moderne du romantisme et de la conviv...



[En savoir plus sur La Belle Juliette](#)

Réservez avec: 

Paielement sécurisé par: 

[Annuler une réservation](#)


[Site de l'hôtel](#) [Mentions légales](#)

Diamond engine – Availability search

List of room types


Nos disponibilités
Nos chambres
Nos tarifs et forfaits
Présentation de l'hôtel
Français

Chambre Double - Classique avec douche
à partir de **184 €** par nuit




Informations détaillées ci-dessous

Duplex Prestige
à partir de **800 €** par nuit




En savoir plus

Chambre Double - Supérieure avec bain
à partir de **213 €** par nuit



En savoir plus

Chambre Double - Supérieure avec bain
à partir de **213 €** par nuit



En savoir plus




Image 1 sur 5

Superficie moyenne de 17m2, un lit de dimension 180*200, une salle de bain avec douche à l'italienne. Les chambres sont équipées de la télévision satellite, accès internet, climatisation & salle de bains . 100% non fumeur.

Voir les tarifs et disponibilités

Date d'arrivée
ven. 25 oct 2013

Date de départ
sam. 26 oct 2013

Nuits
1

Nombre de personnes

1	0	0
Adultes (12+)	Enfants (2-12)	Bébés (< 2)

Rechercher

Lits
1 lit double

Nombre de personnes
2 personnes maximum

Equipements

<input checked="" type="checkbox"/> Non fumeur.	<input checked="" type="checkbox"/> Climatisation
<input checked="" type="checkbox"/> Isolation sonore	<input checked="" type="checkbox"/> Coffre-fort
<input checked="" type="checkbox"/> Téléphone	<input checked="" type="checkbox"/> Salle de bains privée
<input checked="" type="checkbox"/> Sèche cheveux	<input checked="" type="checkbox"/> Douche
<input checked="" type="checkbox"/> Télévision à écran plat	<input checked="" type="checkbox"/> Chaines thématiques
<input checked="" type="checkbox"/> Lecteur DVD	<input checked="" type="checkbox"/> Accès internet
<input checked="" type="checkbox"/> Accès internet sans fil	<input checked="" type="checkbox"/> Radio
	<input checked="" type="checkbox"/> Ordinateur

Diamond engine – List of room types

List of rate offers

The screenshot displays the 'La Belle Juliette' hotel website interface. At the top, the hotel name 'La Belle Juliette' is followed by a 4-star rating and the location 'Paris'. Navigation tabs include 'Nos disponibilités', 'Nos chambres', 'Nos tarifs et forfaits', and 'Présentation de l'hôtel'. A language dropdown menu is set to 'Français'. Below the navigation, there are four promotional cards for different rate offers:

- Tarif Variable**: à partir de 190 € par nuit. Includes an image of the hotel at night and a link for 'Informations détaillées ci-dessous'.
- Offrez vous une escapade amoureuse !**: à partir de 330 € par nuit. Includes an image of a romantic room and a link 'En savoir plus sur ce tarif'.
- Forfait Découverte Eté, un gommage offert**: à partir de 186 € par nuit. Includes an image of a spa treatment and a link 'En savoir plus sur ce tarif'.
- Forfait un go...**: à partir de ... Includes an image of a breakfast table and a link 'En savo...'.

Below these cards is a detailed view of the 'Tarif Variable' offer. It features a larger image of the hotel at night, a note 'Tarif mis à jour quotidiennement pour vous garantir le meilleur tarif. Pour un nombre de chambres limité !', and a search form with the following fields:

- Date d'arrivée**: ven. 25 oct 2013
- Date de départ**: sam. 26 oct 2013
- Nuits**: 1
- Nombre de personnes**: 1 Adultes (12+), 0 Enfants (2-12), 0 Bébés (< 2)

A 'Rechercher' button is located below the search form. To the left of the search form, a list of available rooms and their prices is shown:

Chambres disponibles	prix par nuit
Chambre Double - Classique avec douche	190 € – 310 €
Chambre Double - Supérieure avec bain	220 € – 340 €
Suite - Prestige avec bain	550 € – 670 €
Suite Junior - Prestige avec bain	400 € – 530 €
Chambre Twin/double - Deluxe avec douche	290 € – 410 €
Chambre Deluxe - Romantique avec bain	310 € – 430 €
Chambre Double - Supérieure avec douche	220 € – 340 €
Duplex Prestige	800 €

Diamond engine – List of rate offers

b. Installing a Diamond booking engine

Creating links to the various entry points

It is quite simple to create a booking link to one of the versions of the Crystal booking engine; you just have to generate an HTML link using <a>.

Availpro Booking Engines – Installing Availpro Booking Engines

Here are some simple examples of HTML for incorporating external links to different versions of the Crystal booking engine.

Link to the availability search (calendar):

```
<a href="http://www.secure-hotel-booking.com/extensions/Hotel-Royal-Sentier/24B6/availability">Book</a>
```

Link to the list of room types:

```
<a href="http://www.secure-hotel-booking.com/extensions/Hotel-Royal-Sentier/24B6/rooms">Book</a>
```

Link to the list of rate offers:

```
<a href="http://www.secure-hotel-booking.com/extensions/Hotel-Royal-Sentier/24B6/rates">Book</a>
```

Creating a search form (mini-engine)

The creation of a search form (mini-engine) is exactly the same as for the Crystal booking engine.

See section II-2-b – [Creating a search form \(mini-engine\)](#)

V. Installing the corporate booking engine

1. Corporate booking engine principle

As its name implies, the corporate booking engine is an engine designed to enable companies in contact with the hotel to make bookings at negotiated rates, by giving them privileged access via a login and password (with single or multiple logins for each company). It is only available in the "single-hotel" version.

In the booking process, once the user of the company has been identified, the customer information form is pre-filled with their information, so as to make booking easier.

Corporate accounts are managed directly on the hotel's Availpro extranet, in the "Manage my group", then "Manage my corporate accounts" section.

A corporate booking engine's basic URL uses the HTTPS protocol and has the following format

[https://www.secure-hotel-booking.com/name/reference\[/language\]/login](https://www.secure-hotel-booking.com/name/reference[/language]/login)

Note: It is possible to use the URL on "dateselection" as on a standard web engine; the engine will then automatically deal with redirecting the user to "login" in HTTPS

Important:

Corporate engines can only operate if they are created from the same Availpro extranet as the one where the corporate accounts are created.

2. Corporate booking engine display and installation

a. Corporate engine display

Siriona ★★★
Paris | [Plus d'informations](#)

Accès société

Utilisateur *

Mot de passe *

Se souvenir de ces informations

Connexion

MasterCard VISA American Express Diners Club JCB

thawte Aide

<< Accueil | [Annuler une réservation](#) | [Mentions légales](#)

Corporate engine

b. Installation of a corporate engine on a website

Creating a simple booking link

It is quite simple to create a booking link to the corporate booking engine; you just have to generate an HTML link using `<a>`.

Here is a simple example of HTML for integrating the corporate booking engine.

```
<a href="https://www.secure-hotel-booking.com/siriona/2ZBY/login">Corporate access</a>
```



Reminder: the real links are available in the section: **Booking engines, Website engines** tab, then by using the **Install on a site** link on the relevant engine

Creating an access form (login and password)

It is possible to create an access form with login and password which can be used directly from the hotel's website.

To do this, you have to use an HTML form in POST. The IDs are then passed onto the corporate engine, and the company which has been identified can then enter its ID from the hotel's website and continue making its booking on the corporate booking engine.

The form's action URL has to be called up using the HTTPS protocol, otherwise the settings will not be taken into account and users will automatically be redirected to the "login" page.

```
<form id="AVP" method="post" action="https://www.secure-hotel-booking.com/Siriona/2ZBY/search"
onsubmit="if(!_gaq!=null)_gaq.push(['_linkByPost', this]);" target="_blank">
<input type="hidden" id="language" name="language" value="fr" />
<table>
<tr>
<td colspan="2">Login&nbsp;<input type="text" id="login" name="login""></input></td>
</tr>
<tr>
<td colspan="2">Password&nbsp;<input type="password" id="password" name="password""></input></td>
</tr>
<tr>
<td align="center"><input type="submit" value="Book"/></td>
<td align="center"><a href="http://www.secure-hotel-booking.com/Siriona/2ZBY/retrieve"
onclick="if(!_gaq!=null)_gaq.push(['_link', 'http://www.secure-hotel-booking.com/Siriona/2ZBY/retrieve']); return
false;" target="_blank">Cancel</a></td>
</tr></table>
</form>
```

The two settings to be passed on to the engine are

- login: user ID for a company (created on the Availpro extranet, in corporate account management)
- password: user password for a company (created on the Availpro extranet, in corporate account management)

Other advanced settings may be passed on to the corporate booking engine. You can find them in section II.3.a



*Reminder, the real links are available in the section: **Booking engines, Website engines** tab, then by using the **Install on a site** link on the relevant engine*

VI. Installing the mobile booking engine

1. Mobile booking engine principle

The mobile booking engine was developed to give users navigating from mobile terminals a better experience.



Use and activation of the Availpro mobile engine is contractual. For more information, please contact sales@availpro.com

When an engine is activated for "mobile" terminals, the Availpro engine then automatically identifies the users navigating from a mobile terminal, so that they can be redirected to the mobile version of the engine. This means it is possible to keep the same installation links as on the web version of an Availpro engine and to let the Availpro engine carry out this redirection to mobile display automatically.

It may also be worthwhile offering this to users who have tablet-type terminals, but to do this, the link will have to be made directly via the engine's mobile URL, because Availpro's automatic redirection will not work.

In order to maintain mobile display continuity, the hotel is advised to have a website tailored to mobiles.

2. Mobile engine display and installation

a. Mobile engine display

Siriona 

Français 

Date d'arrivée
4  octobre 2013 

Nuits
1 

Nombre de personnes
1  0  0 
Adultes (10+) Enfants (3-10) Bébés (< 3)

Rechercher 

[Version Web](#) [Site de l'hôtel](#) [Mentions légales](#)

Mobile engine

b. Mobile engine installation

The mobile engine is installed in the same way as the standard engine. Only the "Calendar" and "Quick search form" versions are possible.

As previously indicated, the engine will then handle direct detection of users navigating from a mobile terminal, so that they can be redirected to the mobile version of the engine (if this is activated for mobile redirection)

Availpro Booking Engines – Installing Availpro Booking Engines

However, if you need to make a direct link to the mobile version, for example where you have a website for tablets, the URL to use in your links has the following format

http://www.secure-hotel-booking.com/mobile/name/reference[/language]

It should be noted that an error message is displayed if mobile redirection has not been activated by the Availpro team.



*Reminder, the real links are available in the section: **Booking engines, Website engines** tab, then by using the **Install on a site** link on the relevant engine*

VII. Installing the Facebook booking engine

Hotel Royal Sentier

24 rue du sentier, Paris 75002

Check-in date

Check-out date

Adults: ▼

Children: ▼

Infants: ▼

[View fan rates](#)



Lovely 42 rooms hotel situated right in the middle of Paris. It comprehends a spacious lobby which leads to a garden right in the middle of the hotel. At your disposal a large number of services: conciergerie, room service, bar, spa. Our restaurant will welcome you during lunch time as well as for dinner with specialities prepared by our own chef.

Hotel Royal Sentier
24 rue du sentier, Paris 75002
Tél : 01 58 62 46 25
<http://www.availpro.com/>



Facebook engine

Availpro's Facebook engine was developed for complete integration into a hotel's Facebook page.

It allows users who have a Facebook account and are "fans" of the hotel's page to make direct bookings on the hotel's page, taking advantage of special offers.

Engines have to be installed on Facebook by Availpro's customer support department, who will need:

- access information (login/password) for the "administrator" Facebook account for the hotel's page
- description and special offer items to create the engine

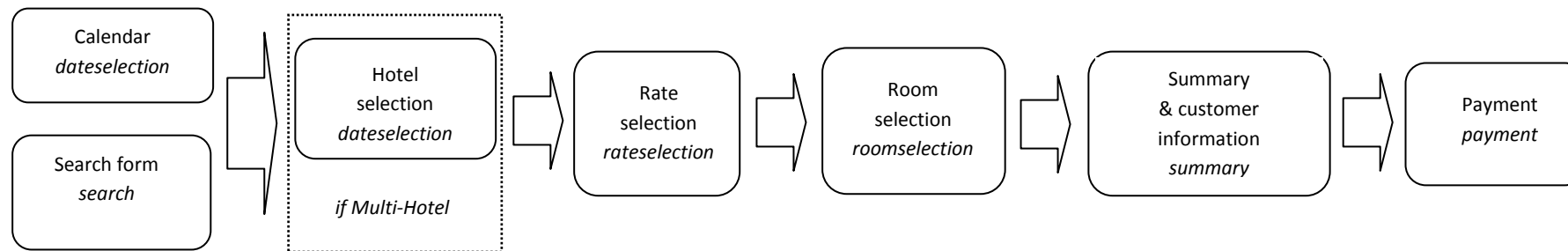


Use and activation of the Availpro Facebook engine is contractual. For more information, please contact sales@availpro.com

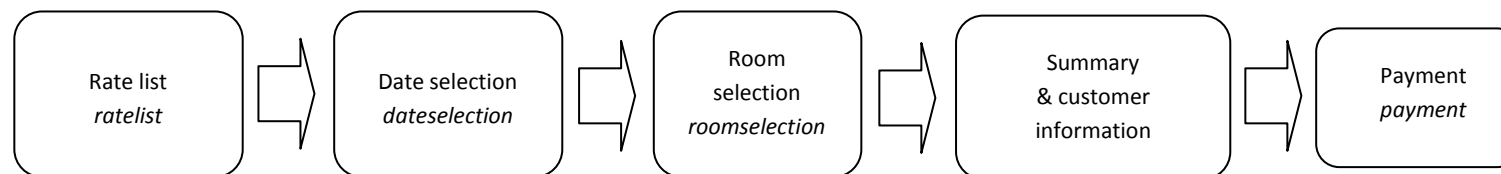
VIII. Appendices

- 1. Overview of the booking steps for the Crystal booking engine (single- and multi-hotel)***

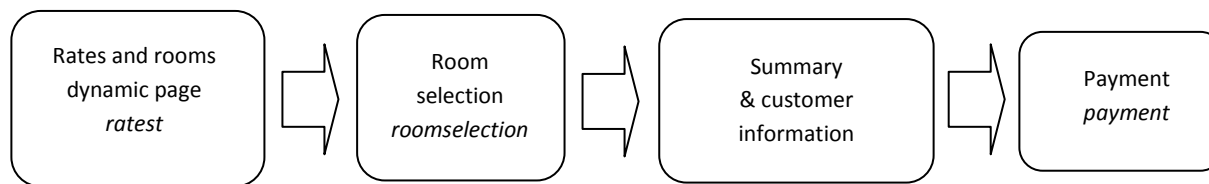
a. Calendar and search form version



b. Rate list version



c. Dynamic version of rates and rooms



2. Overview of the booking steps for the Diamond booking engine

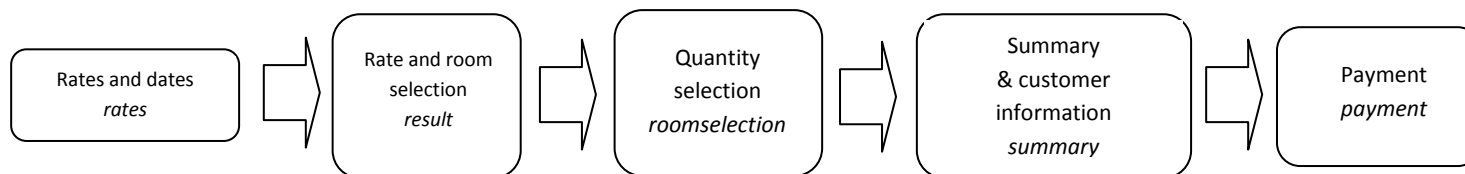
a. Calendar version – availability search:



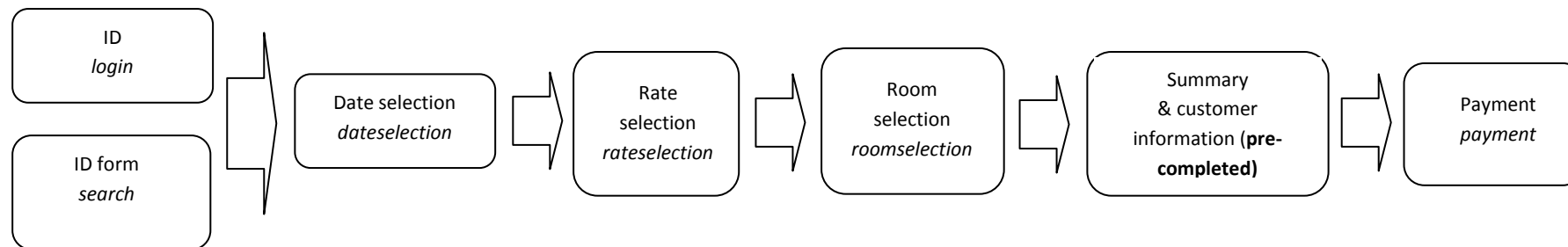
b. List of room types version



c. List of rate offers version



3. Overview of the booking steps for the corporate booking engine



4. Overview of the booking steps for the mobile engine

