

ff **FOAM FACTORY**, INC. **BUILDER'S** *Trim*

Custom Architectural Foam Building Shapes

*Arches, Brackets
Columns, Medallions
Moldings, Quatrefoils
Quoins, Shutters
Simulated
Wood Beams
& Brackets*

January 2017



~ EXTERIOR CONSTRUCTION ~



Entry Walls with Molding, Arch Molding and Ball & Caps



Brackets, Molding and Arches with Columns



Entry Wall with Molding, Columns and Wall Treatment




Medallion with Molding, Columns, Molding, Pedestals & Ball Caps



Arches with Columns, Balustrade and Bracket



Molding
Quatrefoils
Arches



Entrance with Header and Cut Coral Spiral Columns with Corinthian Caps

~ EXTERIOR CONSTRUCTION ~

Window Balcony w/Balusters & Brackets under eave



Arch and Molding around Garage Door



Molding
Window Sills
Columns
Arches

Molding
Window Shutters



Arch Header and Spiral Columns w/Corinthian Caps
Moldings



Shutters
Molding



Brackets, Window Treatments, Arches, Columns, Column Caps



Brackets
Medallions
Balustrades
Molding

Arch Moulding above Columns



Brackets
Arches
Columns

~ EXTERIOR CONSTRUCTION ~



Molding, Balustrades, Arch entrance



Smooth Finish Brackets under eaves - see enlarged inset



Molding, Sills and Arches



Molding, Arches and Columns



Molding, Brackets and Arch Window Surrounds



Molding, Wall Treatments and Arches



Brackets, Decorative Elements, Large Arch Window

~ EXTERIOR CONSTRUCTION ~



Molding and Columns



Arches around garage & window, Quatrefoil & Columns w/Corinthian Caps



Molding

Molding



Molding

Window Surrounds, Columns and Arch



Columns w/Corinthian Caps, Molding, and Window Surrounds



Molding and Columns w/Corinthian Caps
Arches w/Keys around garage doors and windows



Moldings, Quatrefoil in gable

Arch Molding above columns, door and garage door


~ EXTERIOR CONSTRUCTION ~



Balustrades, Molding, Quoins and Arches



Molding, Arch Windows, Wall Caps, Quoins and Arch



Molded Angels and Arch Entryways with Columns



Arch Header and Molding



Quoins, Balcony Decor and Quatrefoil



Molding and Columns



Quoins, Oval Window, Window Surrounds and Molding

~ INTERIOR CONSTRUCTION ~



Ceiling Tiles and Medallion



Wall Treatment, Molding and Sills



Wall Panel with Arch and Columns



Columns with Caps and Bases



Wall Treatment with Arches, Molding and Sills



Trade Show Booth with Columns, Molding, Wall Treatment and Fireplace Surround



Home Theatre with Ceiling Treatment, Molding and Columns



Trade Show Booth with Columns, Molding, and Pineapple Caps

~ INTERIOR CONSTRUCTION ~



Tray Ceiling with Molding



Wall Panel, Molding and Applique



Columns and Arches with Appliques



Wall Molding around pictures and sconces



Wall Molding around pictures



Columns with Corinthian Caps and Molding above columns



Columns with Caps and Bases and Wall Molding



Trade Show Booth with Columns and Molding

~ COLUMNS ~

About our Products...

Columns and ornamental stone (usually made of heavy, costly concrete) are now easily made for much less no matter how intricate the design and easily installed without the use of heavy equipment. One person can lift and carry a column. Several columns can be transported or shipped at a much lower cost than wood or concrete. They come in standard or custom shapes and large quantities can be turned out quickly saving time and money.

Columns are available in any height & diameter and can be coated in our Sand, Patch, Two-Tone Patch, or Cut Coral finishes.



SPIRAL



TAPERED



SQUARE



BELLY



FLUTED



ROUND




FLAT
with recess

WRAP COLUMNS AROUND POSTS

Columns with Caps and Bases can be cut in half to wrap around square or round posts.




Top View



~ MARBLE/STONE AND MOLDED COLUMNS ~

Insert Marble Tiles into our Pre-Slotted Columns. Create magnificent rooms with beautiful Columns that coordinate with Marble, Tile or Wood Flooring.



- Columns Available in Any Size
- Center or Corner Slots
- Light Weight and Easy to Install
- Insert Any Color Marble, Wood or Tile to Match or Coordinate with Flooring
- Patent Pending



Beautifully made Pilasters and Columns



Columns come unpainted and are shown finished.

~ BRACKETS/CORBELS ~

Fabricated
Available in any size.



B1
18" x 6"w
x 12" deep



B2
13 1/2" x 8"w
x 7 1/2" deep



B3
19" x 8"w
x 18" deep



B4
In many
sizes.



B5
17" x 6"w
x 10" deep



B6
8" x 6"w
x 8" deep



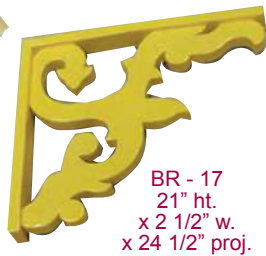
B7



B15



B16



BR - 17
21" ht.
x 2 1/2" w.
x 24 1/2" proj.



B18



B19



BR - 47
16" ht.
x 4" w.
x 8 1/2" proj.



B20

Molded Urethane & Stone Cast
Custom Parts Available.



B9
Stone Cast Bracket
17" x 8"w
x 9" deep



B10
Stone Cast Bracket
8 1/2" x 5"w
x 4 1/2" deep



B11
Stone Cast Bracket
7" x 4 1/2"w
x 2 1/2" deep



B12
Urethane Bracket
22" x 12 1/2"w
x 7 1/2" deep



B13
Urethane Bracket
16" x 8"w
x 8" deep



B14
Stone Cast Bracket
9" x 6"w x 4" deep



B21
Urethane Bracket
17" x 6"w
x 6" deep



B22
Urethane Bracket
24" x 16"w
x 9 1/2" deep



B23
Urethane Bracket
36" x 16"w
x 15" deep

12" Ruler

~ BRACKETS/CORBELS ~

Molded Urethane & Stone Cast

Custom Parts Available.



BR - 48
18" ht. x 11" w.
x 8" proj.



BR - 49
22 1/4" ht. x
8 1/4" w.
x 8" proj.



BR - 52
10 3/4" ht. x 3 1/4" w.
x 3" proj.



BR - 53
11" ht. x
4 1/2" w.
x 4" proj.



BR - 54
10 1/2" ht. x 5" w.
x 5" proj.



BR - 50
15" ht x 6" w.
x 8 1/2" proj.



BR - 51
7" ht x 3 1/4" w.
x 4" proj.



BR - 33
10 1/2" ht.
x 6 1/4" w.
x 6 1/4" proj.



BR - 34
14" ht.
x 14" w.
x 7 1/2" proj.



BR - 35
12 1/4" ht.
x 4" w.
x 5" proj.



BR - 36
11" ht.
x 11" w.
x 7" proj.



BR - 38
14 1/4" ht.
x 6 1/2" w.
x 8" proj.



BR - 39
18 3/4" ht.
x 12 5/8" w.
x 7" proj.



BR - 40
54" ht.
x 8" w.
x 14 3/4" proj.

Brackets come unpainted and some are shown finished.

~ BRACKETS/CORBELS ~

Molded Urethane & Stone Cast



BR - 41
41 3/4" ht.
x 8 1/2" w.
x 6 3/4" proj.



BR - 42
26 1/4" ht.
x 9 1/4" w.
x 4 3/4" proj.



BR - 43
15 1/4" ht.
x 7 1/4" w.
x 6" proj.



BR - 44
34" ht.
x 9" w.
x 10 1/2" proj.



BR - 45
10 1/2" ht.
x 3" w.
x 2" proj.



BR - 46
11" ht.
x 4 1/2" w.
x 4" proj.



BR - 25
18" ht.
x 11 1/2" w.
x 7" proj.

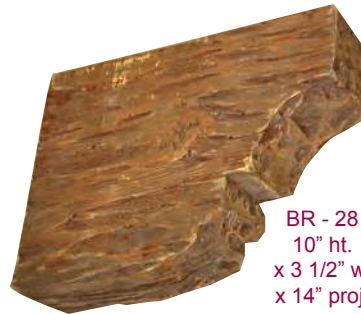


BR - 26
9 5/8" ht.
x 7 3/4" w.
x 5 1/4" proj.

Wood Brackets (simulated)



BR - 27
7 1/2" ht.
x 3 1/4" w.
x 37" proj.



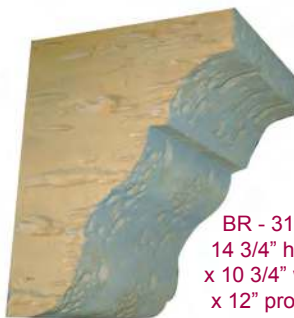
BR - 28
10" ht.
x 3 1/2" w.
x 14" proj.



BR - 29
15 1/4" ht.
x 5 3/8" w.
x 6 3/4" proj.



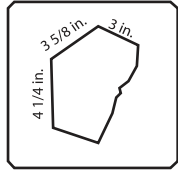
BR - 30
10 1/4" ht.
x 5 1/4" w.
x 8 3/4" proj.



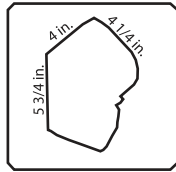
BR - 31
14 3/4" ht.
x 10 3/4" w.
x 12" proj.

Brackets come unpainted and some are shown finished.

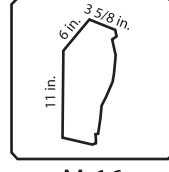
~ WOOD BRACKETS (simulated) ~



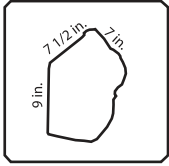
M-09



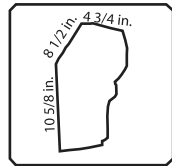
M-12



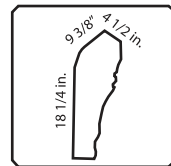
M-16



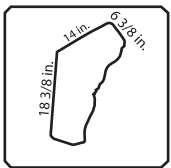
M-20



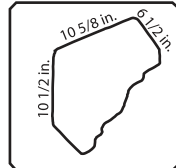
M-22



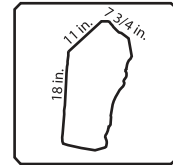
M-23



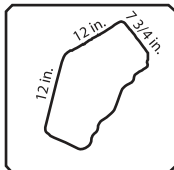
M-25



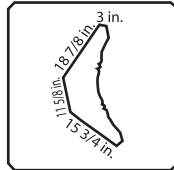
M-26



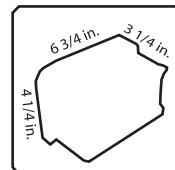
M-30



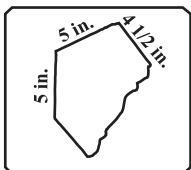
M-31



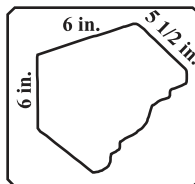
M-60



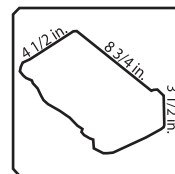
F-03



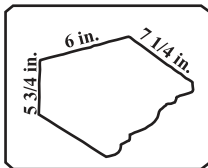
STC 10



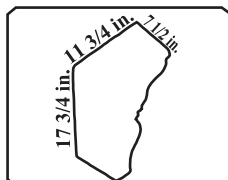
STC 15



F-04



STC 20



STC 25



~ WOOD BEAMS (simulated) ~



PM-09 11' 5"



PM-12 11' 5"



T-01A 11' 6" T-01B 14' 9"



T-02A 11' 5"



T-09A 9' 11"



T-12A 11' 6" T-12B 14' 9"



T-17A 11' 6" T-17B 14' 9"



T-20A 11' 6" T-20B 14' 9"



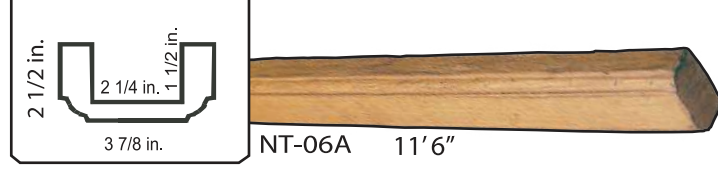
MB-25 or T-25C 18' 9"



MB-30 or T-30C 18' 9"



T-28A 11' 6"



NT-06A 11' 6"



NT-10B 14' 9"



STB 10 16 ft.



STB 15 19 ft. 3/8 in.



STB 20 16 ft.

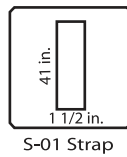


STB 25 19 ft. 3/8 in.

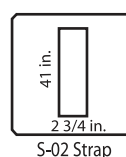
All Beams are available in a Walnut Finish or Unfinished. When ordering an Unfinished Beam, place a "U" after the item code. (Example T 17U)

INSTALLATION


1. Secure a wood block to the ceiling every 4 to 5 feet.
2. Slide the opening of the beam over the wooden blocks.
3. Place a line of silicone caulk on the beam.
4. Attach two screws/nails into the side of the beam. This will secure the beam to the ceiling.



S-01 Strap



S-02 Strap



~ FAUX WOOD BRACKETS ~

Custom Architectural Foam Building Shapes



WW 106



WW 107



WW 108



WW 109



WW 101



WW 102



WW 103



WW 104



KB 109



KB 110



KB 111



KB 112



KB 107



KB 108



KB 101



KB 102



KB 103



KB 104



KB 105



KB 106

Custom Made Products for the Sign - Prop - Advertising Industries



Entry To Community



Entry To Community



Advertising and Props



Advertising and Props



Advertising and Props



Advertising and Props



Advertising and Props



Signage



Advertising and Props

We make any size or shape

~ FLEXIBLE MOLDINGS & APPLIQUES ~



U108
6" ht.
x 3/4" p.



U109
4" ht.
x 5/8" p.



U110
2 1/2" ht.
x 1 3/4" p.



U111 1" ht. x 1" p.

*New Flexible Moldings
install easily on
curved walls!!*

Many sizes available.



*New
Appliques*

Custom Designs in
Any Shape or Size



DAP - 77
96" w. x 21" ht.
2" proj.



DAP - 78 50" w.
x 10" ht. x 2" proj.



DAP - 71
62 1/2" w.
x 22" ht.
3" proj.

Decorative Applique Armure
with Achaean Leafs
DAP-70 28" ht x 96" length



DAP - 72
44" w.
x 14" ht.
2" proj.

DAP - 73
54 1/2" w.
x 12" ht.
2" proj.



DAP - 74
36" w.
x 6 1/2" ht.
1 1/2" proj.

DAP - 75
40" w. x 8" ht.
1 1/2" proj.



Appliques come unpainted and are
shown finished.

Decorative Applique
DAP-76 18" ht x 48" length
x 3" proj.



~ COLUMN CAPS AND WALL CAPS ~

*Fancy Column Caps
Corinthian*



Corinthian Caps Fits Columns 6" 8" 10" 12" 14" 16" 18" 20" 22" 24" diam.

Wall Caps



Pineapple - 19"h x 10" diam.
Base - 21" x 21" x 11" or Any Size

Temple of the Winds



Temple of the Winds Cap
Fits Columns 10" and 12" diam.

Ionic



Ionic Cap
Fits Columns
10" and 16" diam.

Tulip



Tulip Cap
Fits Column 14" diam.



Pineapple - 10"h x 6" diam.
Base - 15" x 15"



CLASSIC CORINTHIAN CAP
12" ht. x 13" w. (top)
Fits Column 8" diam.



TEMPLE OF THE WINDS HALF CAP
12" ht. x 15" w. (top)
and 9" (bottom) with 5" proj.



Ball and Cap Any Size



HALF CORINTHIAN NW CAP
12 1/4" ht. x 20" w. (top)
and 12" (bottom) with 4" proj.



PILLAR HALF CAP
7 1/2" ht. x 8 1/4" w. (top)
& 5 3/4" w. (bottom)
2 1/4" proj. (top) and
1" proj. (bottom)



Ball and Cap Any Size

Pedestal Cap Any Size

*Arch Wall
Parapet Cap*



CLASSIC
PILLAR HALF CAP
7 1/2" ht. x
14 3/4" w. (top)
& 10" w. (bottom)
7 1/2" proj. (top) and
5" proj. (bottom)



CLASSIC IONIC HALF CAP
7" ht. x 14" w.(top)

Column Caps come unpainted
and some are shown finished.

Stone Cast & Molded Urethane



Stone Cast looks and feels like Pre-cast but is 1/5th the weight.

Hard & durable like Pre-cast.

100% Cure Time in only 24 hours.

Save up to 75% on installation costs.

Moldings come unpainted and are shown finished.



L-9980
10 ft. long
16 1/2" ht. x 2" p.



L-9981
9 ft. long
8 1/2" ht. x 2" p.



L-9982
9 ft. long
9" ht. x 2 1/4" p.

Smooth Finish



Decorative Trim
Brackets
Moldings
Arches

Strong, light weight, extremely durable, and cost less than comparable products.

Sunburst Pediment



Available in any size.

Fancy Key



Available in any size.

Window Surrounds with Sill

Available in many sizes.



Key



Available in any size.

~ MEDALLIONS AND CEILING TILES ~

FOAM FACTORY INC. 3510 N.W. 53RD STREET • FORT LAUDERDALE, FL 33309 • (954) 485-6700 • FAX (954) 486-8222



M 18
23 1/2" ht.
23 1/2" w.



M 19
22" diam.
3" proj.



M 20
32" diam.
2" proj.



M 21 16 1/2" diam.
1 1/2" proj.



M 22
37 1/2" diam.
3 1/4" diam.
ctr. hole



M 23
24" diam.
28 1/4"
point to point
3 5/8" diam.
ctr. hole
2" proj.

Medallions come unpainted and are shown finished.



M 24
25" diam.
3 1/2" proj.



M 25
15" diam.
2 1/4" proj.



M 26
12" diam.
4 1/2" proj.



M 27
18" diam.
1 1/2" proj.



M 28 10 1/4" ht. x 23 1/2" w. x 1 1/4" proj.

Interlocking Faux Stacked Stone Wall Panels



Desert Sand
WP 9



Colorado Adobe Brown
WP 10



Corner Panels



Grey
WP 11



Rustic Lodge
WP 12

~ QUATREFOILS AND SHUTTERS ~

Quatrefoils

Standard Sizes and Custom Made to fit around windows



Q1
Cut Coral Finish
24" x 24"



Q2
Sand Finish
32" x 32"



Q3
Cut Coral Finish
Flat 2-Step Any Size



Q4
Sand Finish
15" x 15"



Q5
Cut Coral Finish
42" x 42"



Q6
Cut Coral Finish
42" x 42"
51" x 51"



Q7
Cut Coral Finish
24" x 24"



Q8
Cut Coral Finish
15" x 15"



Q9
Cut Coral Finish
12" x 12"

Shutters

Shutters with Louvers
Round, Square or Rectangular
in Any Size



Molded Urethane & Stone Cast Medallions

Available in many other sizes.



M1
12" x 24"



M2
12" x 12"



M3
16" x 16"



M4
14" x 20"



M5
12" x 12"



M6
11" x 11"



M7 16" diam x 2"
M8 24" diam x 2"



M9
16" diam x 2"



M10
18" diam x 4"



M11
36" x 24" x 2"

Quoins

Available in many sizes.



Fabricated Medallions

Available in many other sizes.



M12
18"h x 18"w x 2"



M13
18"h x 18"w x 3"



M14
24" diam x 2"



M15
1" diam x 1 1/2"



M16
24" diam x 2"



M17
18"h x 18"w x 2"

Dentil Molding



Stone Cast/Urethane Lion's Heads & Other Animals

Lion Fountain
76" ht. x 72" w.
Many Sizes
Available



Molded Pineapples



P 1 16"h x 10"w
x 1 1/2" proj.



P 2
20"h x
9"w x
3" proj.



LH 1
16"h x 12"w



LH3
21" ht. x 16" w.
x 9" p.



Leopard
16" ht. x 14" w.
x 16" p.



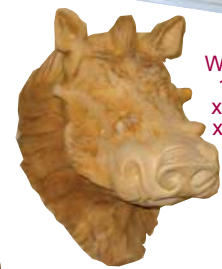
LH 2
6"h x 4"w



LH4
11" ht. x 10" w.
x 5" p.



Elephant Head
17" ht. x 19" w.
x 17" p.



Wild Hog
16" ht.
x 13" w.
x 15" p.

~ DECORATIVE ELEMENTS ~



Panel 1 23" ht. x 21 1/2"



Panel 2 8 1/2" x 10 1/2" w.
Many Sizes Available



Cherub 1
12 1/2" ht.
x 14" w.
x 9" proj.



Cherub 2 9" ht. x 5" ht. x 2" proj.



Fruit
27" ht. x 7
1/2" w.

Decorative
Elements
come
unpainted
and are
shown
finished.



Back Panel 1
35" ht. x
33 1/4" w.
x 3" proj.



Shell
Basin
7" ht. x
19" w.

Hollow Basin
14" ht. x 39" w.
x 20" proj.

Panel 3 36" ht. x 83" l. and 3/4" proj.



Balustrade Assembly available in any length.
Lite weight - non structural.



Balustrade
32" ht. x 6" w.



DE 1



DE 2

11" ht. Top Molding add 3" Proj.
Top 8" w. Bottom 4 1/2" w.
Tapers from 3" proj. to 1 1/4" proj.



Lion Urn
15" ht. x
15 1/2" w.
and 12" proj.



Faux Roof Tile
30" ht. x 26 1/4" w.
and 4 3/4" proj.



Back
Panel 2
36" ht.
17" w.
4" proj.
into
wall



Cap
8 1/4" w.

Decorative Column
38" ht. x 6" w.



2 Piece Headboard
36" ht. x 57" w.



Sun
22" ht. x 22" w.
x 4 1/2" proj.



Sunburst 1 18" ht. x 36" w. x 2" proj.




Sunburst 2 18" ht. x 40" w. x 1 3/4" proj.



Frame
Opening
for Mirror
29 1/4" ht.
19 3/4" w.

42" ht.
27" w.
Molding on top
3" proj.

~ MATERIAL & COATED FINISHES ~



Material & Coated Finishes

Smooth Interior - Paint Grade Foam - looks like Wood and is easy to install. Available in a variety of sizes from small to large with a savings from 50% to 75% less than large wood moldings. For Interior Use Only.

Smooth Tough Coat - gives a strong, yet smooth finish to EPS Foam. Great for Columns and Moldings. Perfect for Faux Finishers. For Interior Use Only.

Smooth Coat - a Smooth Tough Coat with Smooth Stucco on top of the EPS Foam. Looks Like Fypon, Spectus and other Molded Urethane Architectural Smooth products. Since it requires no mold to make the product, our Smooth Coat usually costs 30% to 40% less.

Stonecast - a great alternative to Precast Concrete, Arcusstone and Fiberglass, this Composite Resin looks like concrete but weighs 1/5 the weight making installation much easier. Resulting in installation cost savings of as much as 75% to 80%.

Sand Finish - a sand finish over our "tough coat."

Patch Finish - a "knock-down" look over our "tough coat."

Cut Coral - a coral-like finish over our "tough coat" with a Mediterranean look.

Trowel Coral - a trowel coral-like finish over our "tough coat."

Pecky Cypress Sheets - looks exactly like real Pecky Cypress Wood at a much lower cost. The same holds true for our Pecky Cypress Brackets. A Clear Polyurethane Ultra Violet Protection Coating must be applied to product if used outdoors.

Simulated Wood Beams and Wood Brackets - looks just like the real thing but are much lighter and easier to ship and install and cost much less. A Clear Polyurethane Ultra Violet Protection Coating must be applied to product if used outdoors.

Tough Coat - a hard urethane finish which saves extra steps when installing "raw foam." Product must be primed/re-primed before Synthetic Stucco or coatings are applied. Product must never be installed outside without synthetic stucco covering it.

Bendable Flex - Moldings Custom Made to Any Size or Shape.

Colors available in White, Beige 959, or Two-Tone 959/953.

It is the responsibility of the Customer to test all products applied to any of Foam Factory's products. If there is any failure to the product applied or if the product applied caused damage to Foam Factory's product, it is the responsibility of the customer to fix or replace all products purchased.

For exterior application the appropriate mechanical fasteners should be used per the manufacturers wind load tables.


A qualified installer should install all products. When using any products for installation, please follow the required instructions of the manufacturer.

Foam Factory is not responsible for and does not warranty seams or joints. It is the responsibility of the installer or customer to install properly, choose the correct caulk or adhesive and test all products. All joints and seams or any exposed areas must be caulked to prevent water intrusion.

Note - No Petroleum or Oil Based Paints, Glues, or Caulking should be used on Foam Products.

~ MOLDING PROFILES ~

Also Available In Custom Shapes and Sizes




No. 100
Height: 11 1/4"
Projection: 5 3/4"



No. 101
Height: 4 1/4"
Projection: 4 1/4"



No. 106
Height: 8"
Projection: 4"



No. 108
Height: 7"
Projection: 3"



No. 120
Height: 9 1/4"
Projection: 9 1/4"



No. 123
Height: 12"
Projection: 4"




No. 125
Height: 4 3/4"
Projection: 3"




No. 126
Height: 10 3/4"
Projection: 3 3/4"




No. 127
Height: 7 3/4"
Projection: 3 3/4"



No. 128
Height: 8 1/2"
Projection: 4 1/2"



No. 131
Height: 9 1/4"
Projection: 3 1/4"



No. 151
Height: 10"
Projection: 5 1/2"



No. 152
Height: 6 1/4"
Projection: 6 1/4"



No. 158
Height: 8 1/4"
Projection: 5"



No. 170
Height: 6 1/2"
Projection: 3 1/2"



No. 171
Height: 5 1/4"
Projection: 3"



No. 172
Height: 4 1/2"
Projection: 3 1/2"



No. 173
Height: 5"
Projection: 4"



No. 174
Height: 9"
Projection: 5 1/2"



No. 180
Height: 11 1/2"
Projection: 3"



No. 202
Height: 6"
Projection: 3"




No. 203
Height: 4"
Projection: 3 1/4"



No. 204
Height: 6"
Projection: 6"



No. 205
Height: 6"
Projection: 3"



No. 212
Height: 6 3/4"
Projection: 4"



No. 216
Height: 7 1/2"
Projection: 6"



No. 217
Height: 6"
Projection: 5"

~ MOLDING PROFILES ~

Also Available In Custom Shapes and Sizes



No. 218
Height: 6"
Projection: 6"



No. 219
Height: 7 1/2"
Projection: 6"



No. 400
Height: 15"
Projection: 9"




No. 401
Height: 8"
Projection: 8"



No. 402
Height: 7 3/4"
Projection: 7 3/4"




No. 404
Height: 6"
Projection: 4 1/4"



No. 405
Height: 9"
Projection: 5"




No. 406
Height: 9"
Projection: 3"



No. 407
Height: 8"
Projection: 5"



No. 408
Height: 8"
Projection: 4"



No. 410
Height: 9"
Projection: 5 1/2"



No. 411
Height: 10"
Projection: 6"



No. 412
Height: 10"
Projection: 4"



No. 413
Height: 9"
Projection: 9"



No. 415
Height: 7 1/2"
Projection: 4 3/4"



No. 416
Height: 11"
Projection: 7 1/2"



No. 417
Height: 7"
Projection: 4"



No. 418
Height: 4"
Projection: 4"



No. 419
Height: 7 1/2"
Projection: 3"



No. 420
Height: 9 1/4"
Projection: 4 1/8"



No. 421
Height: 6"
Projection: 3 1/2"



No. 422
Height: 8"
Projection: 6"



No. 423
Height: 12"
Projection: 2"



No. 424
Height: 9 1/4"
Projection: 3 1/4"



No. 425
Height: 5"
Projection: 3"



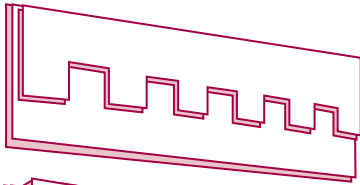
No. 426
Height: 6"
Projection: 4 1/2"



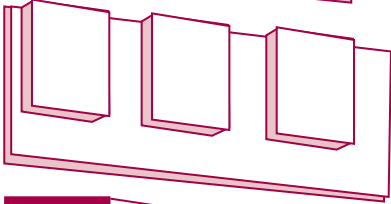
No. 427
Height: 6"
Projection: 2 1/2"

~ MOLDING PROFILES ~

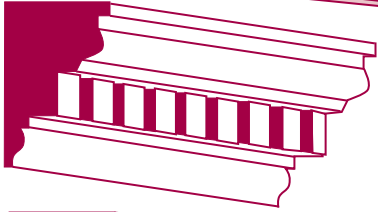
Also Available In Custom Shapes and Sizes




No. 500
Dentil Molding
Height: 7"
Projection: 1 1/2"
Dentil: 2" x 1 3/4"
Space: 2"




No. 502
Molding
Height: 7 1/2"
Projection: 2 1/2"
Space: 5" between blocks




No. 505
Dentil Molding
Height: 7 1/2"
Projection: 4 3/4"




No. 510
Molding
Height: 11 1/2"
Projection: 5 1/2"




No. 519
Cove Molding
Height: 5 1/2"
Projection: 4 3/8"




No. 524
Molding
Height: 5 1/2"
Projection: 1 7/8"



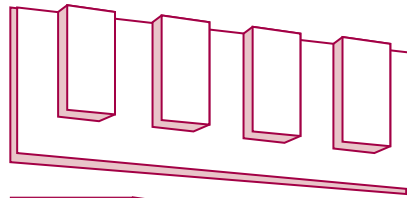
No. 528
Window/Door Trim
Height: 5 1/2"
Projection: 1 3/4"




No. 531
Window/Door Trim
Height: 5 1/2"
Projection: 1 3/4"




No. 534
Step Molding
Height: 15 1/2"
Projection: 5 1/2"



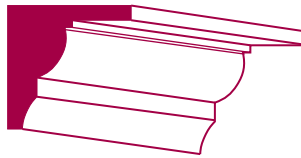
No. 501
Dentil Molding
Height: 7 1/2"
Projection: 2"
Dentil: 3 1/2" x 6"
Space: 3 1/2"



No. 503
Crown Dentil Molding
Height: 7 1/2"
Projection: 5 3/8"



No. 507
Fancy Molding
Height: 4 1/2"
Projection: 3 1/2"




No. 511
Molding
Height: 5 1/8"
Projection: 5 1/2"




No. 521
Cove Molding
Height: 15 1/2"
Projection: 5 1/2"




No. 525
Molding
Height: 3 3/4"
Projection: 4"



No. 529
Window/Door Trim
Height: 7 1/2"
Projection: 1 3/4"



No. 532
Window/Door Trim
Height: 7 1/2"
Projection: 1 3/4"



No. 535
Step Molding
Height: 7 1/2"
Projection: 4"

Also Available In Custom Shapes and Sizes




No. 536
Balcony Molding
Height: 7 1/2"
Projection: 5 1/2"



No. 539
Half Round
Height: 11 1/4"
Projection: 5 3/4"




No. 542
Cove Molding
Height: 15 1/2"
Projection: 5 1/2"



No. 549
Crown Molding
Height: 11 1/2"
Projection: 2 1/2"



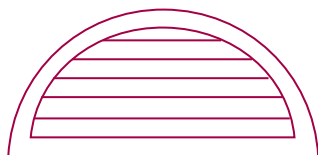
No. 552
Crown Molding
Height: 7 1/2"
Projection: 5 1/2"




No. 557
Crown Molding
Height: 11 1/4"
Projection: 5 1/2"




No. 559
Crown Molding
Height: 5 1/2"
Projection: 3"




No. 573
Half Louver
Available in
any size.



No. 575
Circle Top Louver
Available in
any size.



No. 537
Molding
Height: 7 1/2"
Projection: 5 1/2"



No. 540
Molding
Height: 7 1/2"
Projection: 5 3/8"



No. 545
Molding
Height: 11 1/2"
Projection: 4 1/2"




No. 550
Crown Molding
Height: 7 1/2"
Projection: 2 1/2"




No. 556
Height: 5 1/2"
Projection: 2"




No. 558
Crown Molding
Height: 5 1/2"
Projection: 4 1/4"



No. 572
Round Louver
Available in
any size.




No. 574
Quarter Round
Louvers
Available in
any size.




No. 576
Round or Oval
Louver with Keys
Available in
any size.

Standard & Custom Shapes Available




9"
Ht.

TUSCAN CA104
column plus 3 1/2" proj. each side




8"
Ht.

GREEK DORIC CA105
column plus 3" proj. each side




9"
Ht.

SYLVAIN CA106
column plus 3" proj. each side




10"
Ht.

TUSCAN PE104
column plus 2 1/2" proj. each side



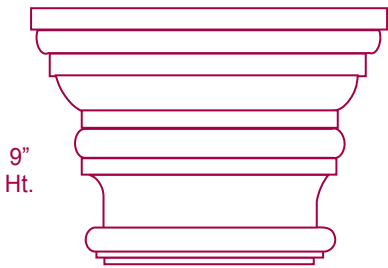
9"
Ht.

GREEK DORIC PE105
column plus 3" proj. each side



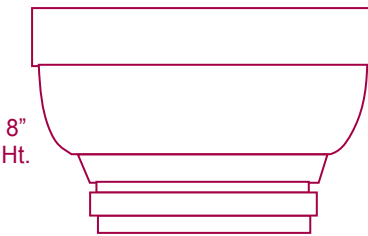
9"
Ht.

CORINTHIAN PE106
column plus 3" proj. each side




9"
Ht.

CA100
column plus 3" proj. each side




8"
Ht.

CA101
column plus 2 1/2" proj. each side




9"
Ht.

CA102
column plus 2 3/4" proj. each side



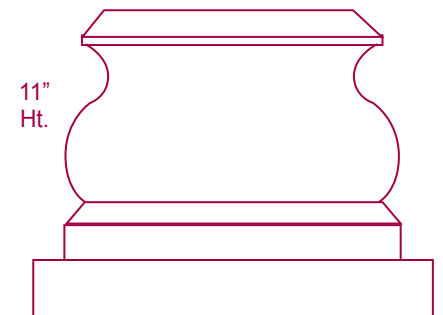
9"
Ht.

PE100
column plus 2 1/2" proj. each side



8"
Ht.

PE101
column plus 3" proj. each side



11"
Ht.

PE102
column plus 3" proj. each side



6"
Ht.

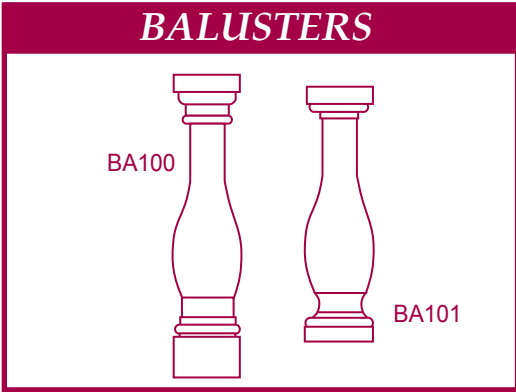
PE103
column plus 3" proj. each side

CUTOUTS


Any size
that will fit.

~ ARCHITECTURAL DECORATIVE ELEMENTS ~

BALUSTERS



BALUSTRADES

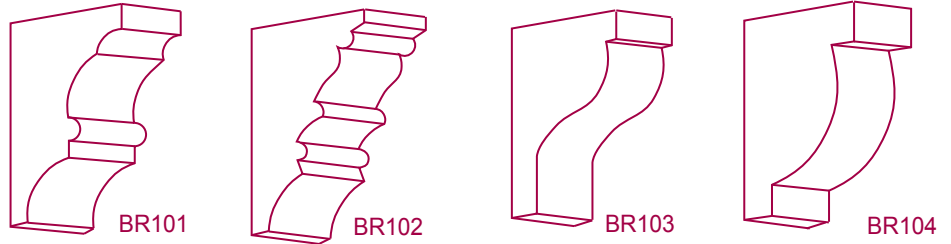


Standard & Custom shapes available.

Balustrade Systems Available Pre-assembled to any size or in pieces. Light weight, easy to install. Decorative not Structural.

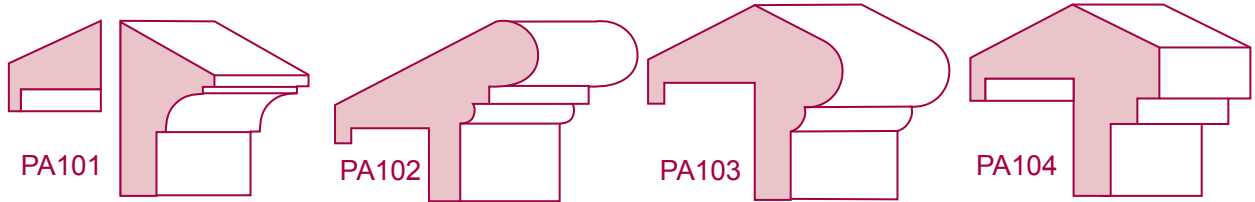
BRACKETS

Any size or shape is available.




~ PARAPET CAPS ~

Standard and Custom Shapes Available for Parapet Caps, Pedestals & Arches



~ PEDESTALS ~




Square Pedestals with rounded features.



Foam Balls available in the following diameters:
8", 10", 12", 16",
18", 24", 30"

~ ARCHES ~





**FOAM
FACTORY, INC.**

SHOWROOM AND CORPORATE OFFICES
3510 NW 53rd Street, Fort Lauderdale, FL 33309
954-485-6700 • (FAX) 954-486-8222
www.foamfactory.com • email: salesdept@foamfactory.com

Serving the Building Industry with outstanding quality and service since 1976.