

Background to Transformational New Energy Technologies – Part A

Whole Systems in Action: Emerging/Game Changing Technologies

Dr. Theodore Loder

Professor Emeritus – Department of Earth Sciences
University of New Hampshire, USA



Contact: tedloder@aol.com



Presented at the NESEA, Boston (March 5, 2014)
(Northeast Sustainable Energy Association | G338)

There are 10 kinds of people; those who understand binary numbers and those who don't.

Outline for Part A

1. Review concepts of transformational technologies and history of “Free Energy” with a touch of physics.
2. Present ideas and reasons for suppression of “free energy” technologies.
 1. Provide sources for further study.
 2. Review example new technologies in areas of water/hydrogen energy sources, magnetics and motors, interesting physics, and the use of earth energies.
3. Provide examples of companies using some of the above technologies available now.



Transformational (Disruptive) Technologies

Warfare

Fists & rocks

Spears

Arrows

Guns

Planes

Plain old Bombs

Atomic bombs

H-Bombs

Neutron bombs

Rockets

Psychotronics

Weather mods

Scalar waves

And worse.....

Transportation

Human feet

B of B, Horses etc.

Travis

Wheels

Steam engines

Petrol engines

Air planes

Rockets

Boats

Sail boats

Powered boats

Anti-gravity

Teleportation

Star Gates?

Energy Sources

Sun & Snuggling

Wood - Fire

Water power

Wind Power

Coal

Whale oil

Oil and Gas

Nuclear reactions

Water (HHO)

Magnets

Quantum vacuum

(Zero Point Energy)

Radiant energy

Earth energies

All truth passes through three stages:

First, it is ridiculed;

Second, it is violently opposed; and

Third, it is accepted as self-evident


— — Arthur Schopenhauer (1788

1860)

Arthur C. Clarke rephrased* the above to explain the way scientists react to the development of anything of a revolutionary nature.

- a) "It's nonsense,"
- b) "It is not important"
- c) "I always said it was a good idea"
- d) "I thought of it first."

*British T.V. Channel 4, "It Runs On Water" (1996)



Nathan Stubblefield's Research



He developed an electromagnetic induction wireless telephone in the 1880s (patented in 1888), which used natural conduction through the earth.




1902 demonstration of the telephone


Later he was able to extract both heat and power using the earth as a power source and although called an “earth battery” by many, he called it an “energy receiver...a receptive cell for intercepting electrical ground waves.”*

* Information from Gerry Vassilatos' book: “Lost Science”

Nikola Tesla (1856-1943)



Tesla and spiral coil of his high frequency transformer in NYC



Tesla Tower



Wardenclyffe, L.I.



Tesla Statue Niagara Falls

The Movie is coming out soon.....


FRAGMENTS FROM OLYMPUS THE VISION OF NIKOLA TESLA

WRITTEN BY JOSEPH SIKORSKI & MICHAEL CALOMINO



Tesla's Wardenclyffe Tower (1900-1906)

There may be much more to Tesla's Tower than is typically described in the literature today as a "Broadcast Electrical System".



McCanney suggests it could also extract energy from the Earth's vertical electrical field for later distribution.

In other words:

It could obtain "Free Energy" from the Earth's electrical field.*

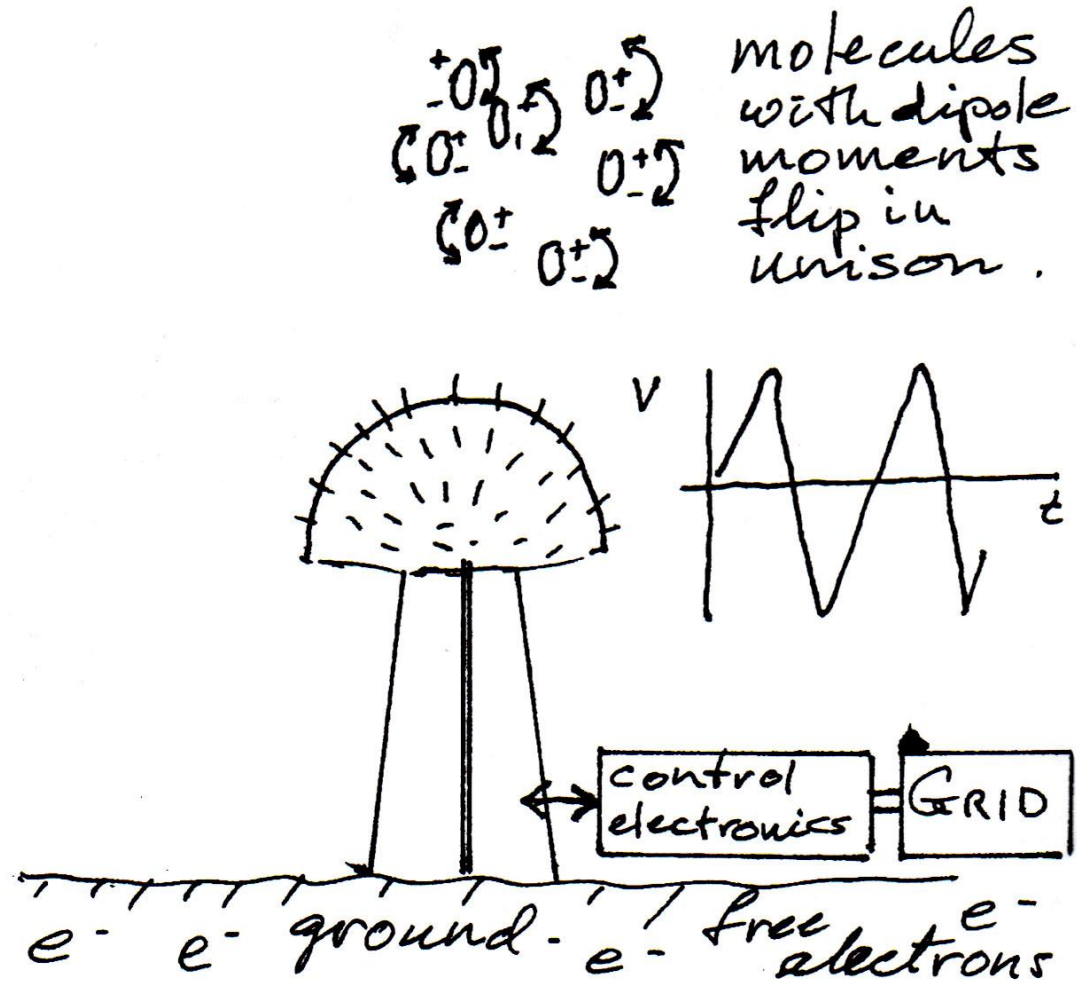
J.P. Morgan did not want "free energy" and ended Tesla's funding.

* McCanney, J. M. 2004. Principia Meteorologica, The Physics of Sun, Earth Weather



Nikola Tesla's Tower, cont.

- Input power from the grid at approx. 40 Hz with $\pm 200,000$ volts.
- This aligns dipole moments of molecules in the atmosphere causing them the flip-flop in unison.





Nikola Tesla's Tower, cont.

How a Tesla Tower Works (continued)

ionosphere - layer of charged particles at top of earth's atmosphere / varies in properties

#1 power from the grid - begin dipole oscillations

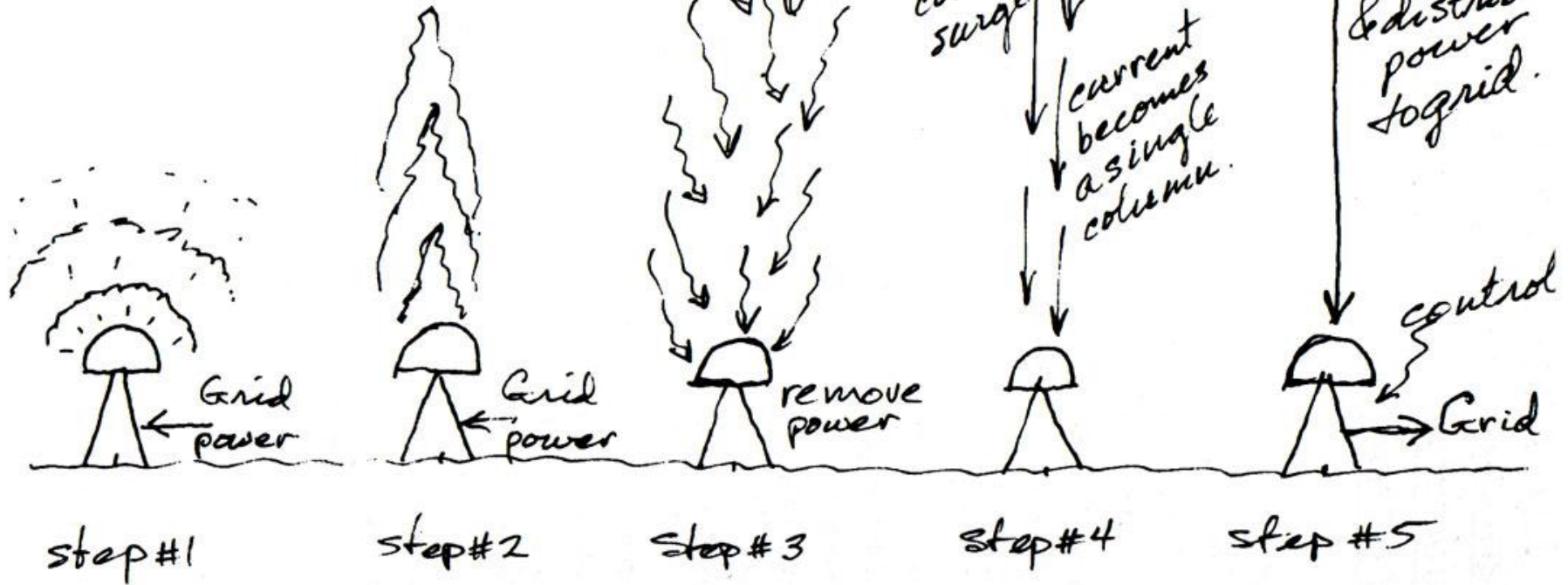
#2 add more power - continue "drilling" the electrical hole through vertical electric field

#3 initial connection to the ionosphere

#4 control surge

current becomes a single column.

#5 control convert & distribute power to grid.



Energy From the Vacuum

Concepts & Principles

Lt. Col. Thomas E. Bearden (retired)

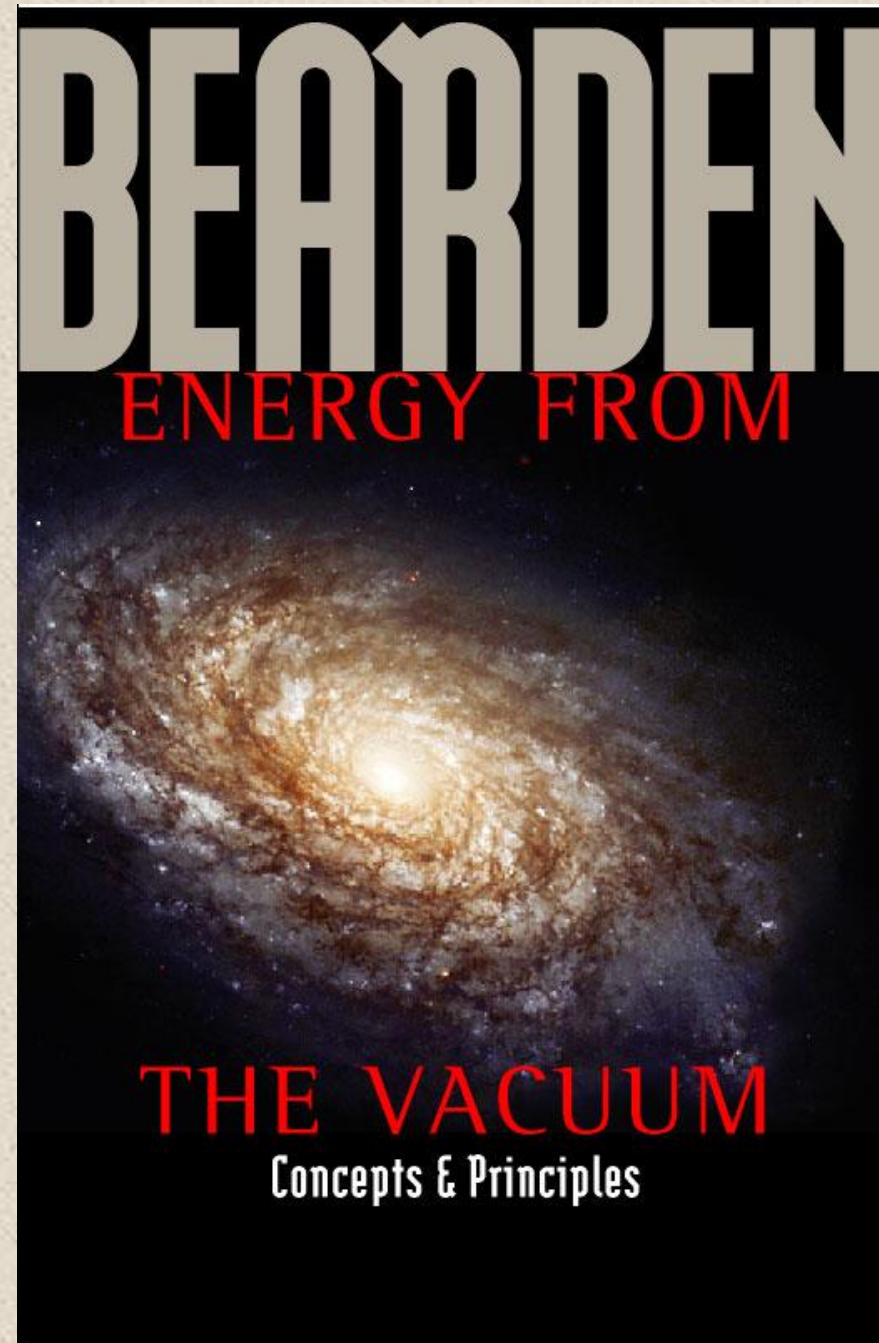
In this book, Bearden meticulously corrects the flawed “laws” of physics, restoring the original equations of James C. Maxwell by purging the editing errors inflicted in the 20th century.

Available from:

<http://www.cheniere.org>

A 952 page book

See the website for good review of energy physics....



Where does EM energy come from?, cont.



In 1892, Lorentz removed the possibility of a free energy source from Maxwell's equations (1865) describing EM theory and produced a set of EM equations (known today as the Heaviside-Lorentz equations) that have been used by scientists and engineers since that time, leading to our energy problems today.

For 4-5 generations of engineers, this has gone on.....

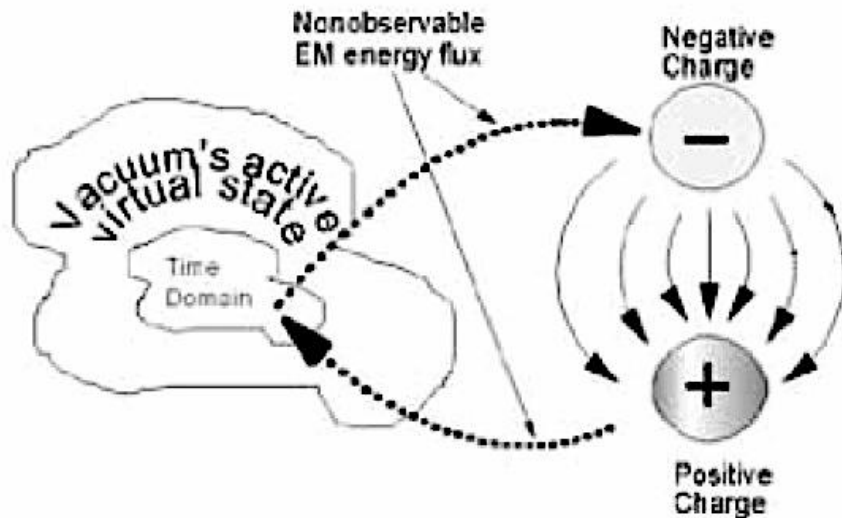
Our present day EM systems continually break the dipole so that they require more energy (water power, coal, oil, nuclear, etc.) to start the energy flow again.

Where does EM energy come from?



Bearden notes: "all EM (Electro-Magnetic) energy comes freely from the seething (virtual state) vacuum."

This is via the *proven broken symmetry* of the source dipole."




THE CIRCULATION OF ENERGY FLOW IN A DIPOLE,
BETWEEN THE TIME DOMAIN AND 3-SPACE
(FIGURE FROM WWW.CHENIERE.ORG)

This means that if one can set up a charged pair and separate them (into positive and negative) to make a dipole and maintain the separation, then real observable, usable EM energy will flow until the source dipole is broken.

Where does EM energy come from?, cont.

This energy source has been variously called:

- **Cold electricity** (Lindemann 2001)
- **Scalar wave energy** (Meyl 2009)
- **Energy from the vacuum** (Bearden 2002)
- **Zero-point field energy** (Cole and Puthoff 1993)
- **Dark or Negative energy** (Bearden 2009)
- **Longitudinal energy**
- **Radiant energy** (Tesla late 1800s))






PAUL DIRAC 1927

In 1934, physicist **Paul Dirac** described one way to extract this energy by inducing “ a negative energy/negative probability in the local vacuum of a specific region.


One simply introduces sharp little low-energy perturbations with sharp gradients. The pulses pop out electrons from the “Dirac Sea”.

- Other methods also exist.

Tesla's Hairpin Generator Reproduction Demonstrates Radiant Energy



“Free” Energy? It depends on system boundaries





Keeping technologies secret:

Suppression of Transformational/Breakthrough Technologies

DILBERT

BY SCOTT ADAMS



E-mail: SCOTTADAMS@AOL.COM

© 2007 Scott Adams, Inc. /Dist. by UFS, Inc.

www.dilbert.com

4-8-01

Have we been keeping these technologies secret? YES!

US Patent Law

United States Code Title 35 – Patents. U.S.C. 181
Secrecy of certain inventions and withholding of
patent.

Whenever publication or disclosure by the publication of an application or by the grant of a patent on an invention in which the Government has a property interest might, in the opinion of the head of the interested Government agency, be detrimental to the national security, the Commissioner of Patents upon being so notified shall order that the invention be kept secret and shall withhold the publication of an application or the grant of a patent therefore under the conditions set forth hereinafter....

Have we been keeping these technologies secret? YES!

Invention Secrecy Still Going Strong - by Steven Aftergood

The Federation of American Scientists, October 21st, 2010

“There were 5,135 inventions that were under [secrecy orders](#) at the end of Fiscal Year 2010, the U.S. Patent and Trademark Office admitted.

Under the [Invention Secrecy Act of 1951](#), patent applications on new inventions can be subject to secrecy orders restricting their publication if government agencies believe that disclosure would be “detrimental to the national security.”

http://www.fas.org/blog/secrecy/2010/10/invention_secrecy_2010.html

Keeping technologies secret:

Energy Invention Suppression Case Statistics

By Gary Vesperman, <http://peswiki.com/energy/Directory:Suppression> , 129 pp. Sept.'07

Number of Energy Invention Suppression Incidents – **95**

Number of Dead, Missing, or Injured Energy Inventors, Activists, and Associates – **20**

Number of Energy Inventors and Associates Threatened with Death – **32**

Number of Energy Researchers and Associates Imprisoned or Falsely Charged – **5**

Number of Incidents of Energy Invention Suppression by the United States Government, Patent Office, CIA, FBI, U.S. Marshals, Army, Air Force, Navy, Bureau of Alcohol, Tobacco, and Firearms, Defense Intelligence Agency, S.W.A.T. Teams, National Security Agency, U.S. Postal Service, Department of Energy, Department of State, SEC, Food and Drug Administration, Department of Defense, Department of Homeland Security, IRS, Rural Electrification Administration, White House, Consumer Product Safety Commission, Small Business Administration, and Canada's Royal Canadian Mounted Police – **59**

Number of Inventions Classified Secret by U.S. Patent Office – Over **5000**

Number of Incidents Involving Oil Companies – **9**

Names of Groups and Universities Involved with Energy Invention Suppression – **Standard Oil, Zapata Petroleum, Atlantic Richfield, Exxon-Mobile, Shell Oil Company, General Electric Company, Yakuza, California Air Resources Board, Organization of Petroleum Exporting Countries, Wells Fargo Bank, Ford Motor Co., General Motors Corp., MIT, Queen of England, Kollmorgan, World Bank, Rockefellers, Carlyle Group, and Bush Family**

Examples of Suppression Methods

1. Acquisition of the technology by 'front' companies whose intent has been to 'shelve' the invention in spite of glowing promises to the inventors.
2. Denial of patents and intellectual property protection by US and other patent offices.
3. Seizure or suppression of the technology by the illegal application of section 181 of the US Patent law or other illegal applications of national security provisions that result in the technology being classified or deemed "of significance to the national security".

Note: these are often illegal actions taken by rogue, unsupervised individuals and entities who are working in collusion with interests to suppress these technologies.

More Examples of Suppression

4. Abuses by other regulatory or licensing entities,
5. Targeting the inventor or company with financial scams,
6. Systematic interception of funds...
7. A pattern of harassment, bomb-threats, theft and other shadowy actions that frighten....
8. Inducements through significant financial buy-outs,
9. Scientific establishment prejudice and rejection of the technology ...
10. Corruption of scientific entities and
11. Corruption of major media entities...

The Secrecy/Suppression Issues – The Why!

Why – if “we” have these energy technologies aren’t we using it for the betterment of the world?

The knowledge relating to energy phenomena must have such great potential for changing the status quo that its continued suppression is deemed essential, ***at all costs.***

Why?

The basic physics behind the energy generation and propulsion systems could easily replace all existing energy generation and propulsion systems on the Earth.

Hint: And with them, the entire geo-political and economic order.

We are getting closer.....

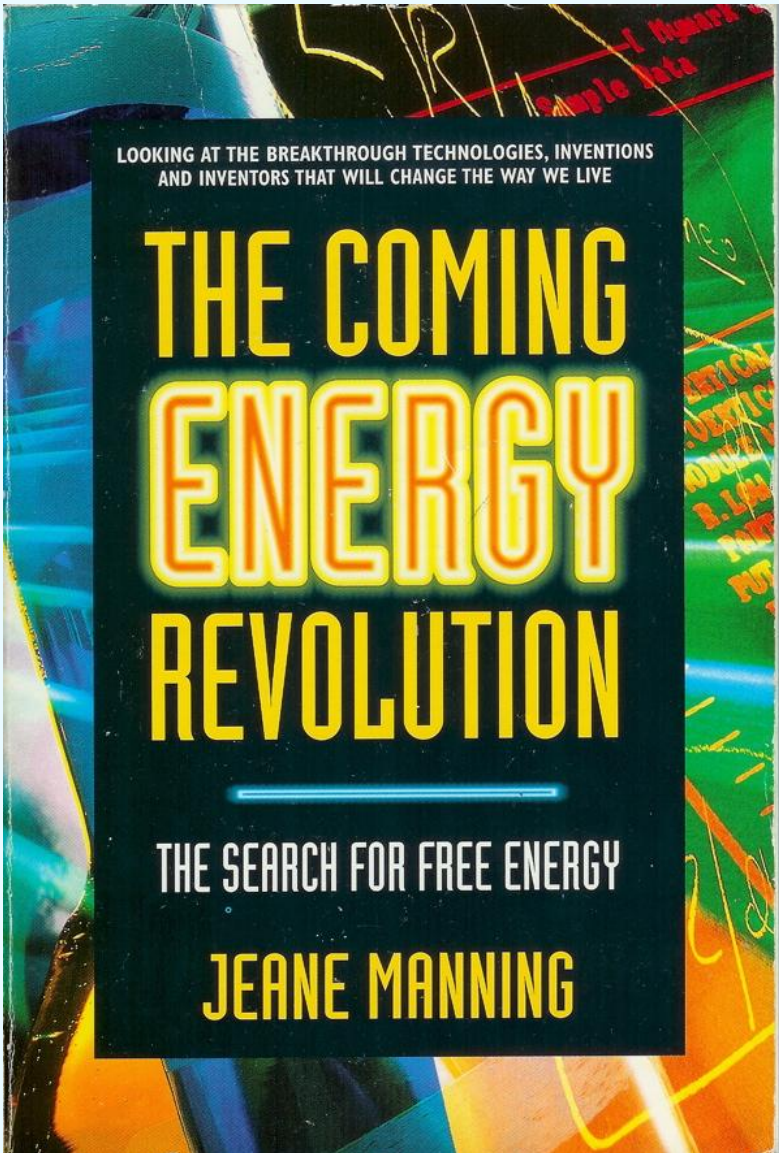
Remember: **those in control like to stay in control!**

They are risk averse, do not like significant change and do not give up control and power easily.

The changes would be immense — and sudden.

- No need for oil, gas, coal, nuclear plants or the internal combustion engine. And no pollution.

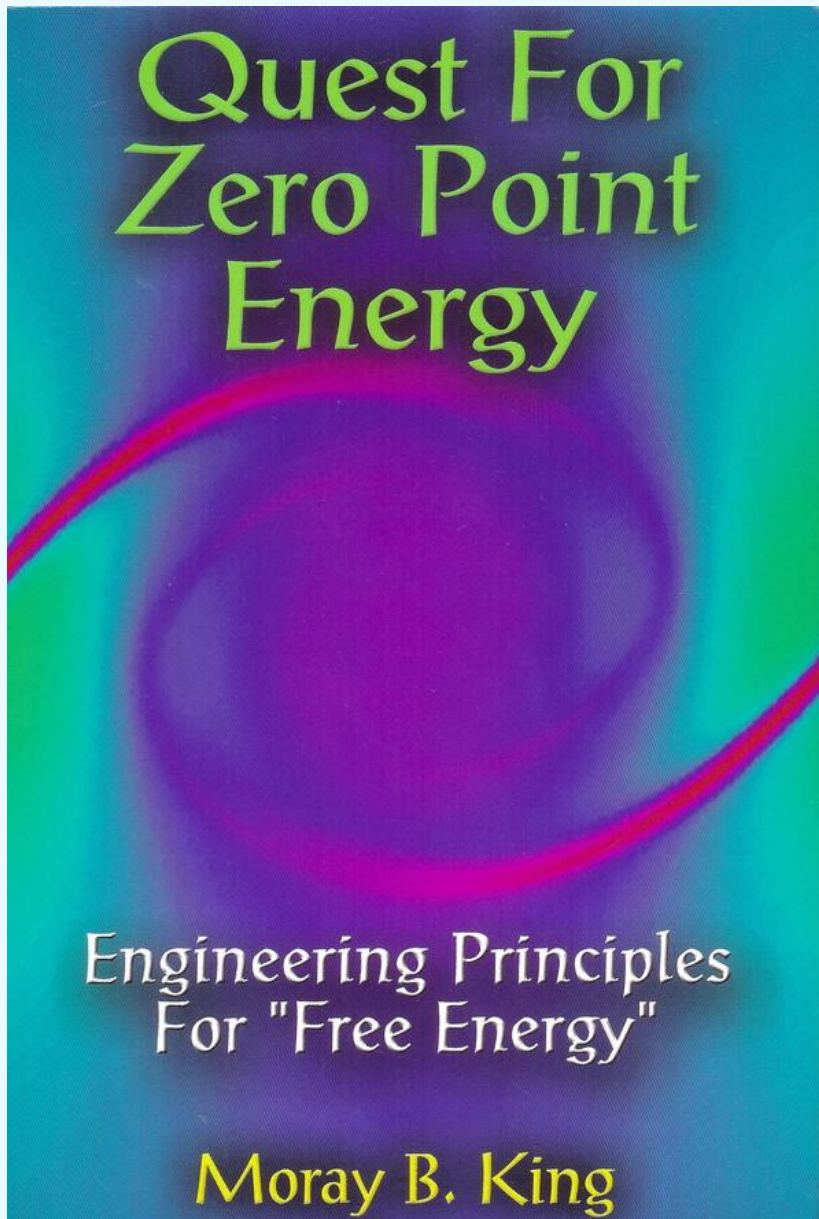
Information sources:



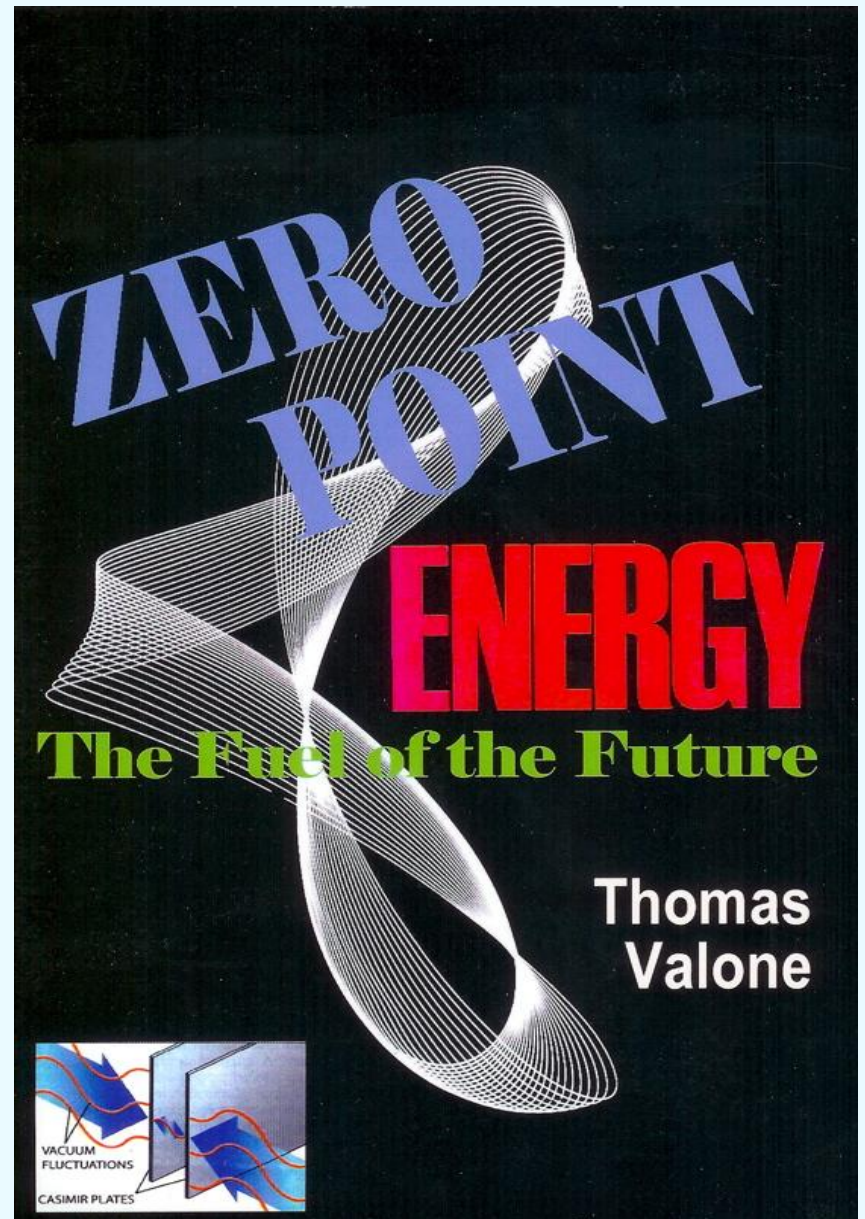
1996




1999



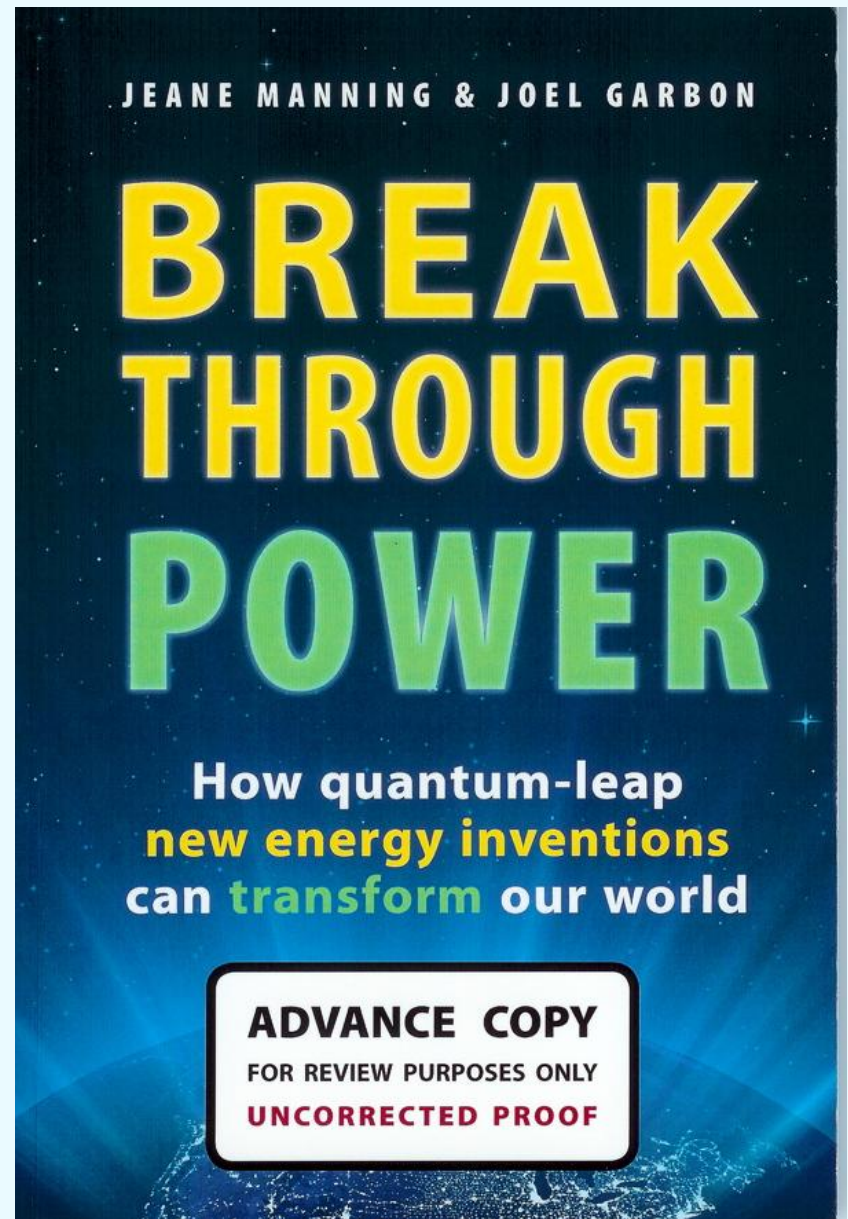
2001



2007



2007



2009

Brown's Gas Technology

Brown's Gas is also known as Rhodes Gas, Greengas, and Hydroxy (HHO) gas.

Brown's Gas is essentially a mixture of hydrogen and oxygen gases in a 2:1 ratio obtained by electrolysis of water, with added energy.

Different electrolyzers produce different mixtures of isomers and allotropes containing differing energy content.

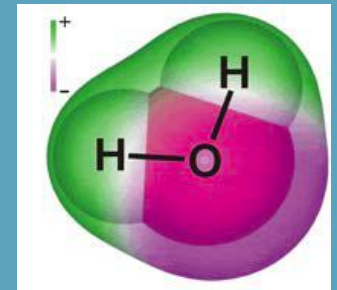
Definitions found at: <http://www.waterfuelconverters.com/>

Brown's Gas Technology

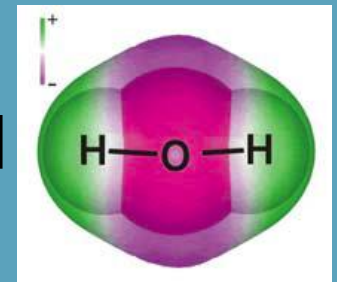
Nearly everyone believes the Energy is from Hydrogen, but there are Big Anomalies:

- The cool flame (130° F) vaporizes tungsten (which melts at 6192° F and vaporizes at $10,031^{\circ}$ F)
- The flame can alter radioactivity
- Lab analysis finds hydrogen, but also gaseous charged water clusters with excess electrons, are perhaps associated with a linear water molecule form.

Normal



Linear



Brown's Gas Technology

Proposed Excess Energy Sources

- **Charged water clusters with excess electrons – similar to Plasma Charge Clusters?**
- **Microscopic Ball Lightning described by Ken Shoulders (see later slide)?**
- **Hydrogen atom extracts energy from the aether?**
- **Meyer's very efficient breaking of H₂O to H & O?**

Somehow the water is getting excess energy.

Stan Meyer




Meyer and his water powered car


Stan Meyer working on plans for his Water Fuel Development Center in Grove City, OH.
Grove City Record Dec. 3, 1997.

Several of Meyer's nearly 30 patents

His 1988 Patent expired June 26, 2007. This leads to more groups trying to replicate his work.



Stan Meyer's Water Fuel Cell - Demonstration



Adjustable plate electrolyzer creating polarization and resonance in the water

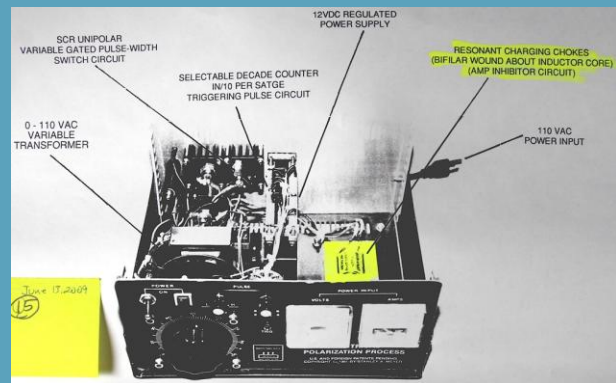
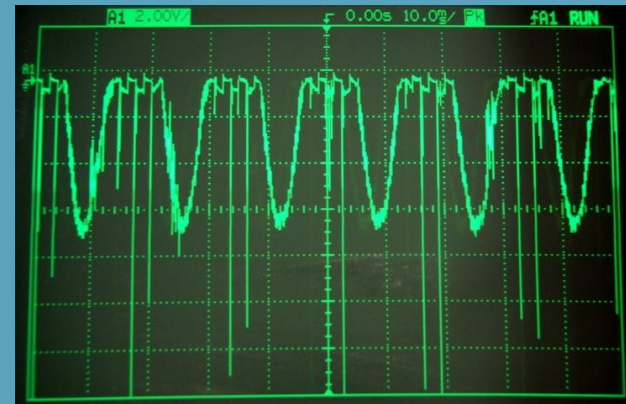
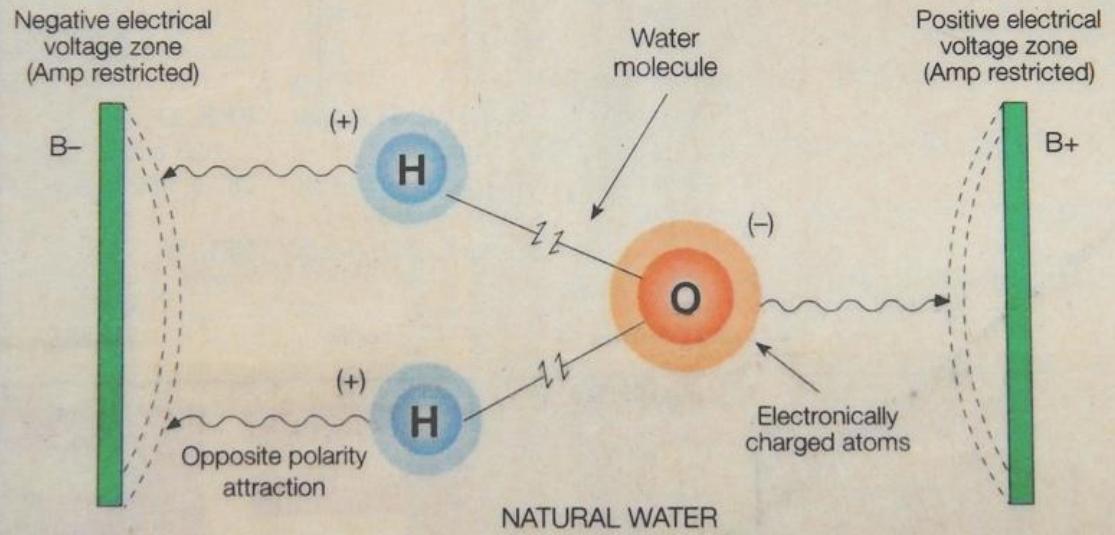


PHOTO EXHIBIT 11A: ELECTRICAL POLARIZATION PROCESS
 RESONANT CHARGING CHOKE CIRCUIT (Fig. 9XA)
 Copyright © 1981 by Stanley A. Meyer



Splitting a water molecule



Source: Stanley Meyer

Grove City Record Dec. 3, 1997.

Sources of Information on Brown's Gas Theory

Moray King

- Water Dissociation with Zero-Point Energy (ZPE).
[http://peswiki.com/index.php/Video:Water_as_Fuel_\(via_ZPE\)](http://peswiki.com/index.php/Video:Water_as_Fuel_(via_ZPE))
<http://www.youtube.com/watch?v=WkdEUp5LSFQ>

Patrick J. Kelly (With Bob Boyce)

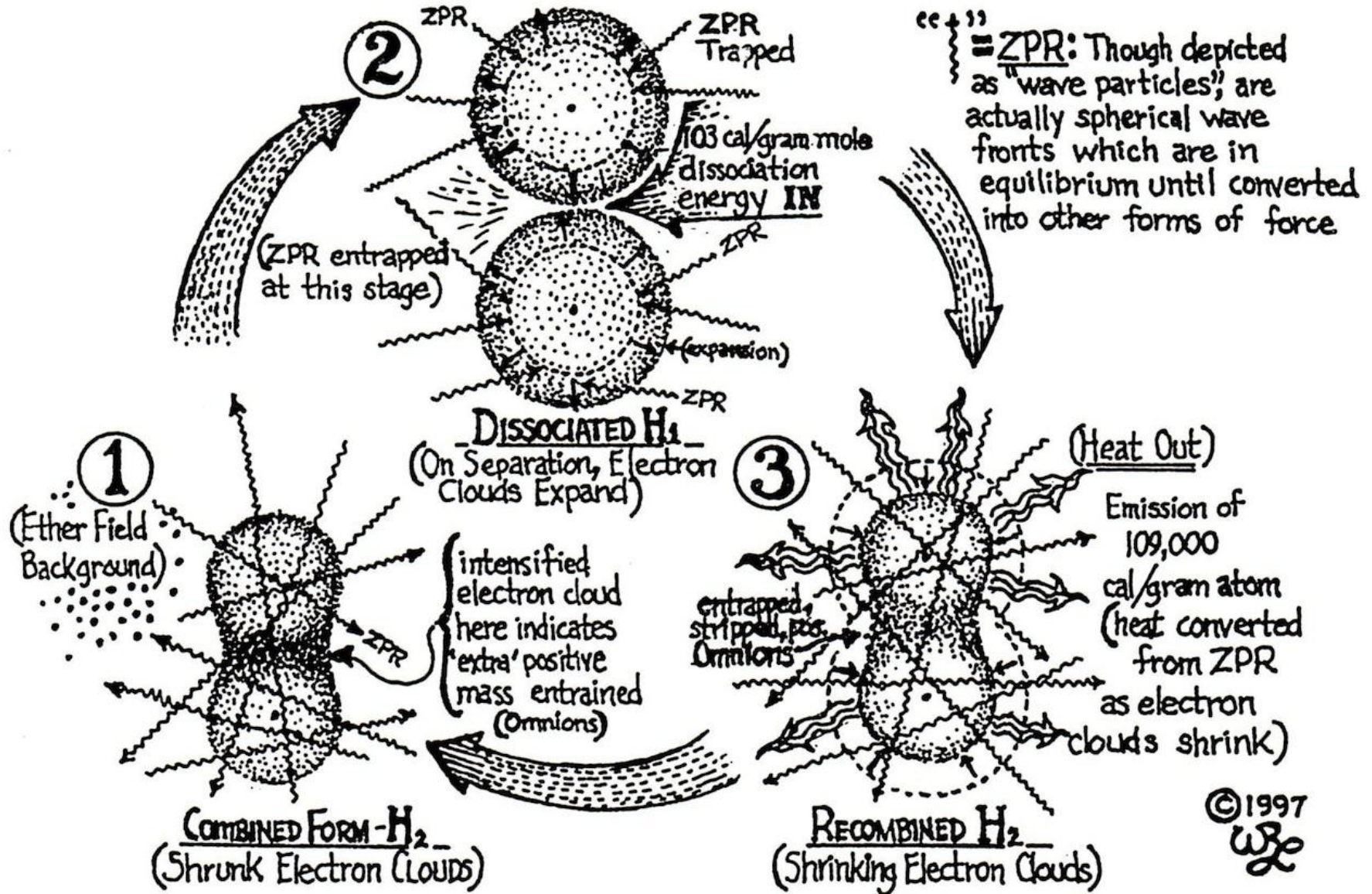
- Published detailed paper: *A Practical Guide to 'Free Energy Devices', describes Bob Boyce's technology in detail - how to do it guide. 43 pages. Used frequencies of 42800, 21400, & 10700 Hz. Find at: www.peswiki.com*

George Weisman

- Good information at: <http://eagle-research.com>

Also Google: **Water Fuel ZPE**

Brown's Gas (Hydrogen) Excess Energy Source



Cold Fusion (LENR) – Rossi E-Cat

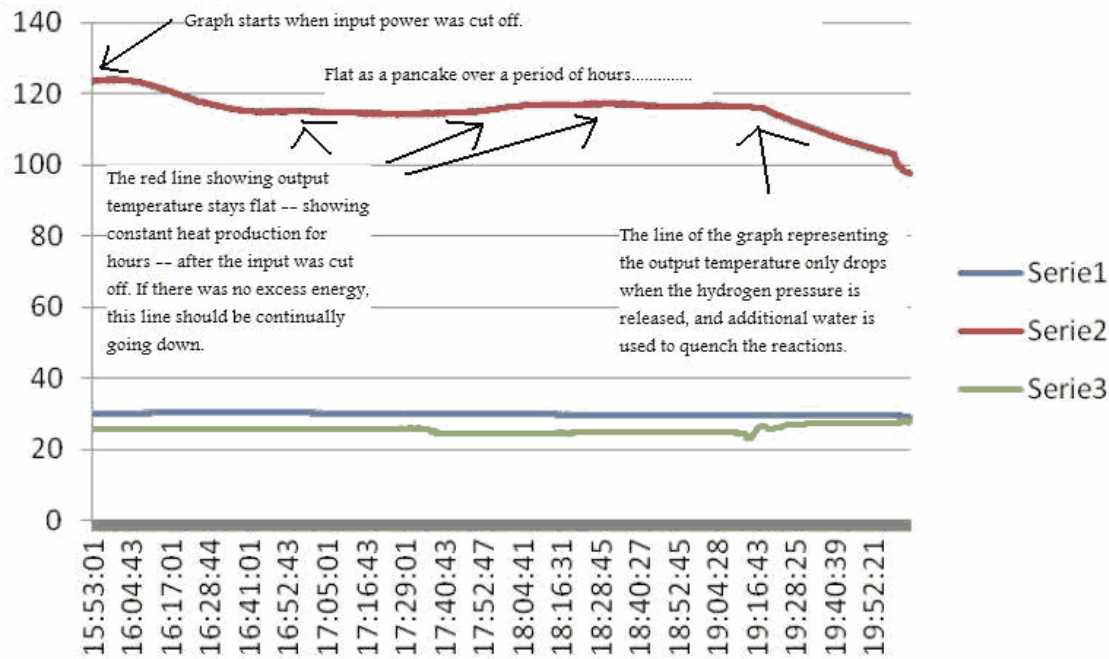
Recent tests validated the claim the E-Cat produces excess energy via cold fusion, but it was not nearly as successful as it could have been.*



Andrea Rossi stands in front of his E-Cat apparatus, October 6, 2011, He is presently building a 1 MW unit.

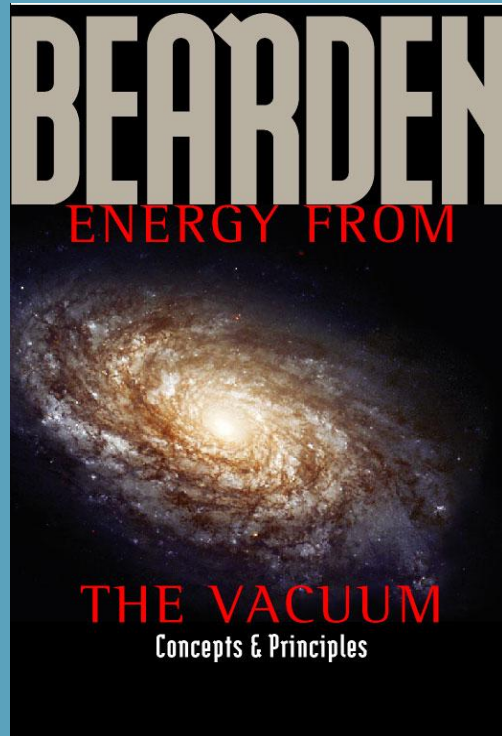
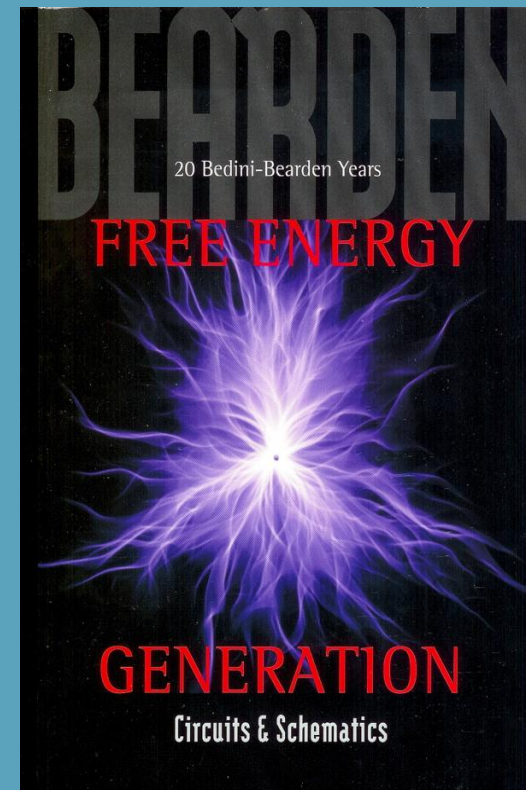

Present status, See Part 2

*http://pesn.com/2011/10/08/9501929_E-Cat_Test_Validates_Cold_Fusion_Despite_Challenges/

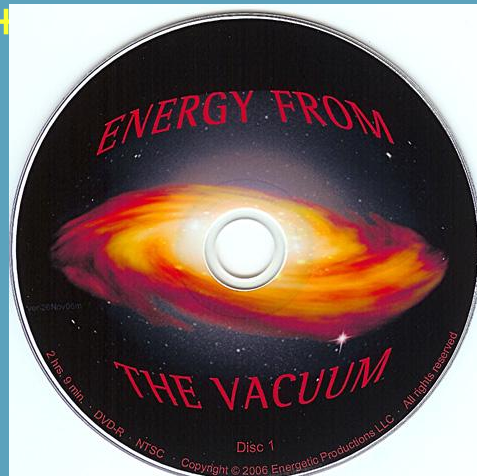


Temperature inside the E-cat during self sustained mode (from 15:53 until about 19:15). Serie 1 is room temperature, Serie 2 is inlet temperature, Serie 3 is output temperature.

Bedini/Bearden Technologies



Bearden's Theories are described in his book: *Energy from the Vacuum* and on DVDs: *Energy From the Vacuum 1 - 20+*

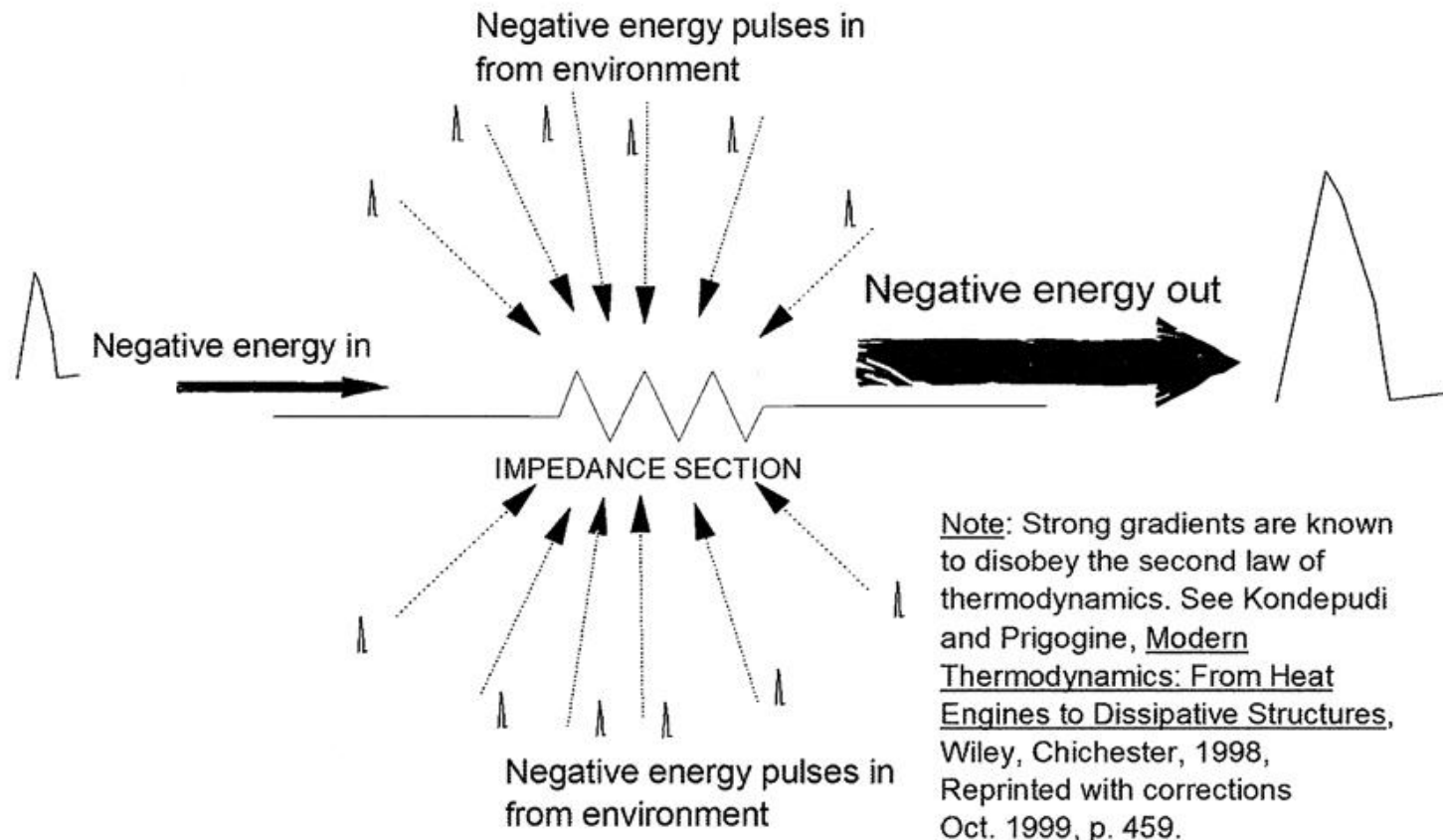


Bedini's devices and circuits are described in books and on DVD 2 of series: *Energy from the Vacuum*.

Available from:
<http://www.cheniere.org>

Negative Energy Flow and Sharp Gradients (Remember Dirac's ideas)

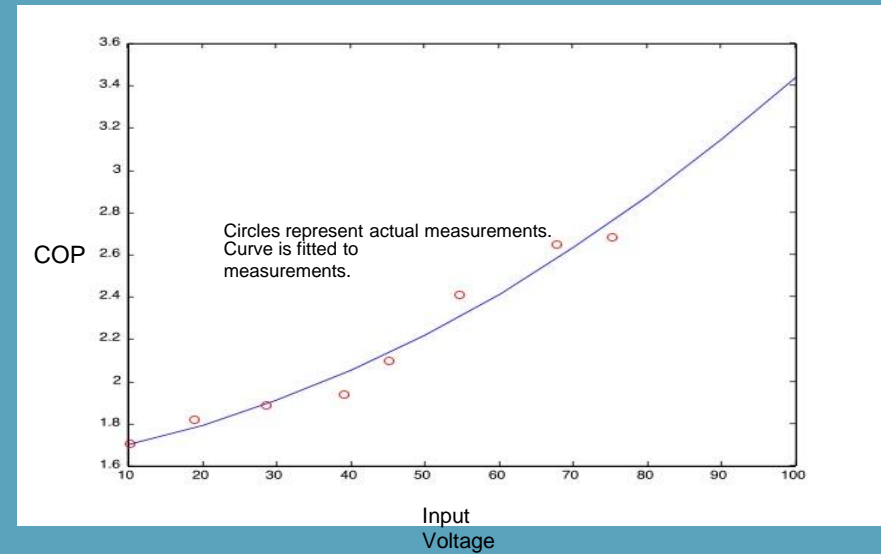

A



*Negative EM energy converges rather than diverges.
Amplification effect in resistance, inductance, and capacitive sections.*

FIGURE 24. MECHANISM FOR AMPLIFICATION OF NEGATIVE ENERGY FLOW IN IMPEDANCE SECTIONS, FOR SHARP GRADIENTS

Bearden's MEG (Magnetic Energy Generator)



COP (power out vs. power in), as a function of sensitivity (open loop prototype).


MEG demonstration unit

- The unit works much like a heat-pump, except that magnetic flux is the working/amplifying fluid.
- The initial unit was recently tested to a COP of 100, where it overloaded and self-destructed.
- A new unit is under test and demonstration with a stable COP of 5.

Slide courtesy of Tom Bearden

Magnacoaster Motor Company Inc.

Improving the world one rotation at a time



The secret:

- Power, if pulsed into coils in the right format, can remove the magnetic fields from the windings.
- Then the magnetic field will return and cause a higher voltage and amperage than the initial pulsed power.
- You need to remove the AC power on the output, rectify it and output the DC to the battery or capacitor.
- The battery or capacitor is used as a treatment for the frequency of the power as it is pulsed DC.

www.magnacoaster.com

Magnacoaster Motor Company Inc.

Improving the world one rotation at a time

Testing, testing!



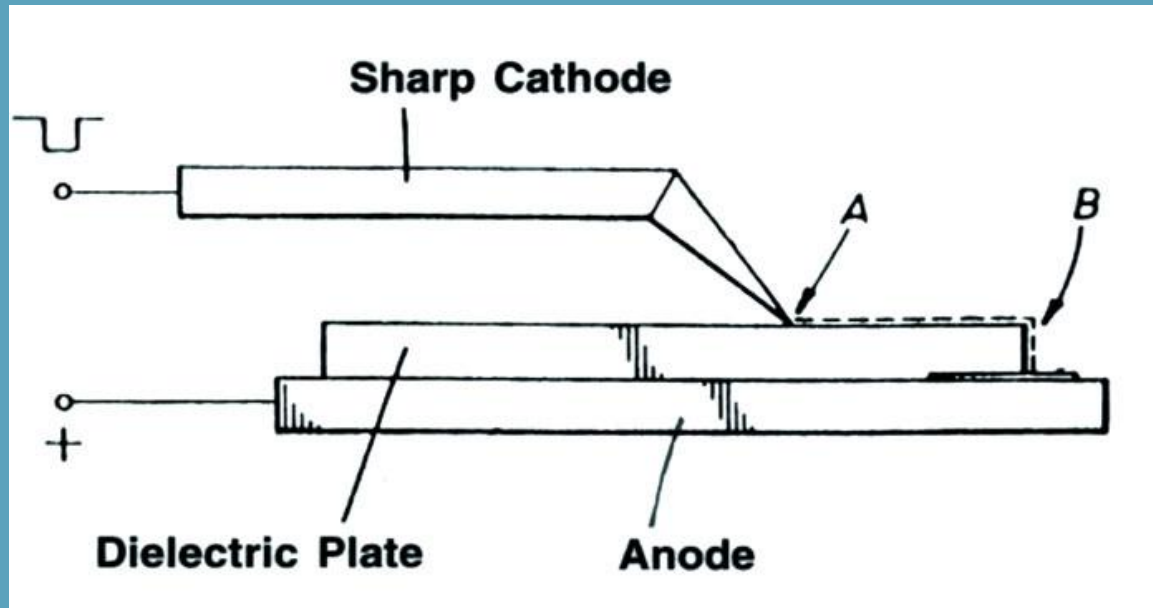
Shipping



Charged Clusters (EV-Electrum Validum) - Ken Shoulders*

“clusters perform a low-energy phase transformation type of atomic disruption that liquefies the lattice and propels the material to a high velocity”.* They appear to be microscopic forms of ball lightning.

- The EVs (or EVOs) can also show evidence of transmutation of material when interacting with certain elements. (EVO (Exotic Vacuum Object))

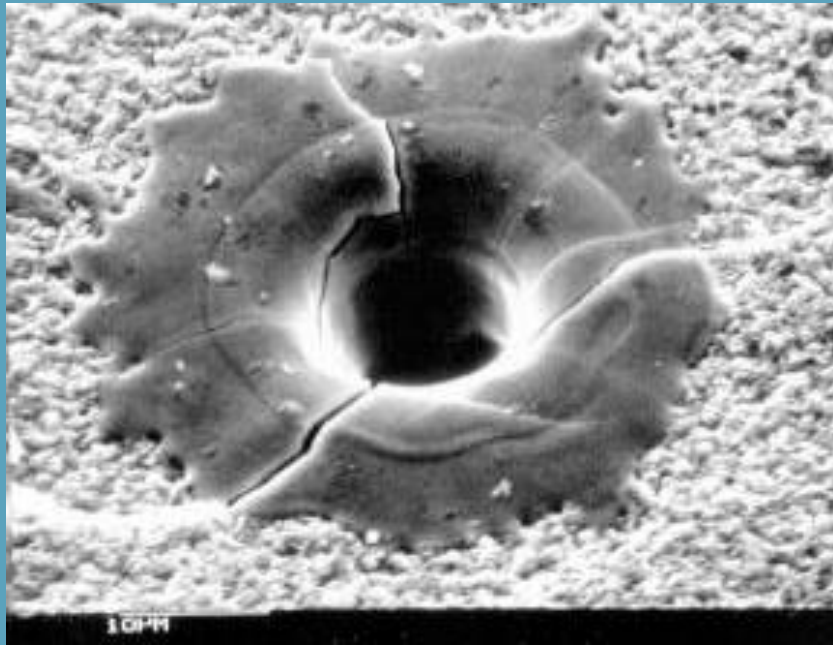


EV launcher device, U.S. Patent 5,018,180 (1991)


*Ken Shoulders and Steve Shoulders. 1999. Charge clusters in action. Available at: <http://www.svn.net/krscfs/>

Charged Clusters (EV-Electrum Validum) - Ken Shoulders*

We know about this work only because Shoulders released his work into the scientific domain, just before the military showed up with orders to classify his work.





SEM micrograph of EV entrance into lead glass showing wave action of sloshing.



EV strike on 6 micrometer thick aluminum foil. Entry side.


*Ken Shoulders and Steve Shoulders. 1999. Charge clusters in action. Available at: <http://www.svn.net/krscfs/>

Ball Lightning Dr. KirilChukanov*



*<http://www.chukanovenergy.com/>

From Ball Lightning studies:
A new plasma toroid
Promises a Clean Fusion Process



A self-stable plasma toroid


Forms around lightning level arc

Needs no magnetic field
containment

High Ion Density

Potential clean fusion process

Colliding plasma toroid fusion machine

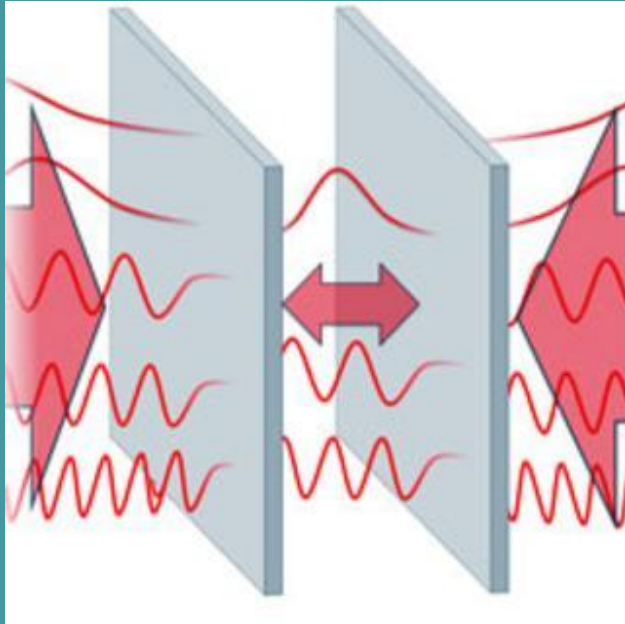


- Forms a toroid to the left and also to the right and collides them in the center for fusion (Helion.com)
- Below is the potential machine w/o magnetic containment; but gives the same results



(C) 2014 Electron Power Systems, Inc.; contact Clint Seward at cseward@ieee.org

Casimir Effect: \$10 Million DARPA Grant Tries to Tap Elusive Casimir Effect for Breakthrough Technology



Vacuums generally are thought to be voids, but Hendrik Casimir in 1947 believed these pockets of nothing contain fluctuations of electromagnetic waves. In 1997 Dr. Lamoreaux (Los Alamos Lab) measured the force within 5% of theory.

Harnessing the Casimir effect (which takes place between the two metal plates in the diagram) could help researchers build tiny machines.

© Jeremy Munday, California Institute of Technology

The Jetson Self-Charging Electric Scooter (SSES)

Hub Motor with 48 VDC 12 Ah Sealed Lead Acid Batteries.

Delivery beginning: June 1st, 2014

Retail Price (MSRP): \$1495.00

It has a range of 25 miles (40 km) between self-charging cycles



Self-Sustainable Battery Charger (SSBC)

Replaces existing battery charger technology. Output power rating is 250 Watts or up to 12 VDC at 20 amps.

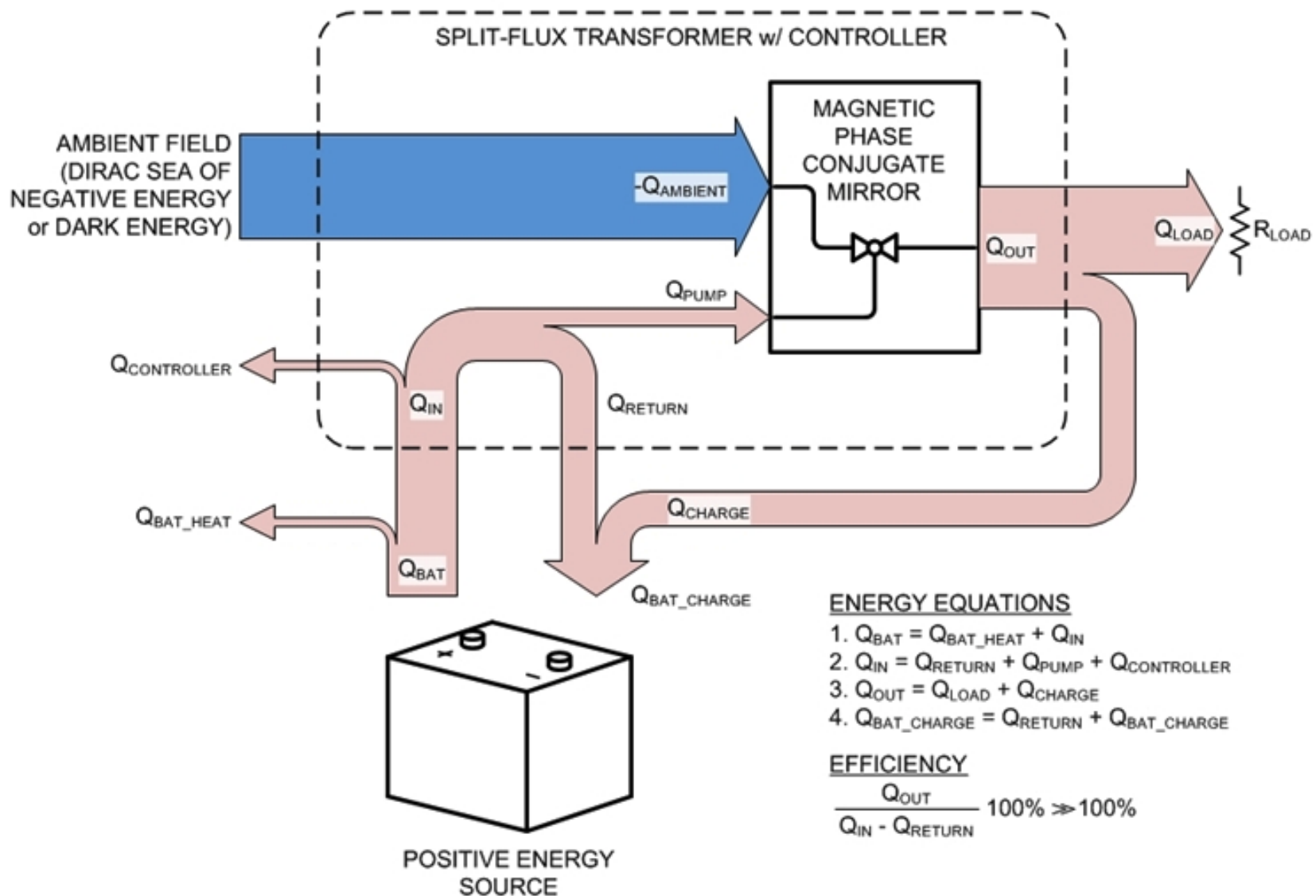
Delivery beginning August 1st, 2014



The SSBC produces 20 Amps of fast charge DC electric current and is perfect for everyday charging needs. Fully automatic.

So that: 250W for 24 hrs = 6KW per day

Self-Sustainable Battery Charger (SSBC) Circuit



General Energy Flow Diagram of Split-Flux Transformer w/ Controller.

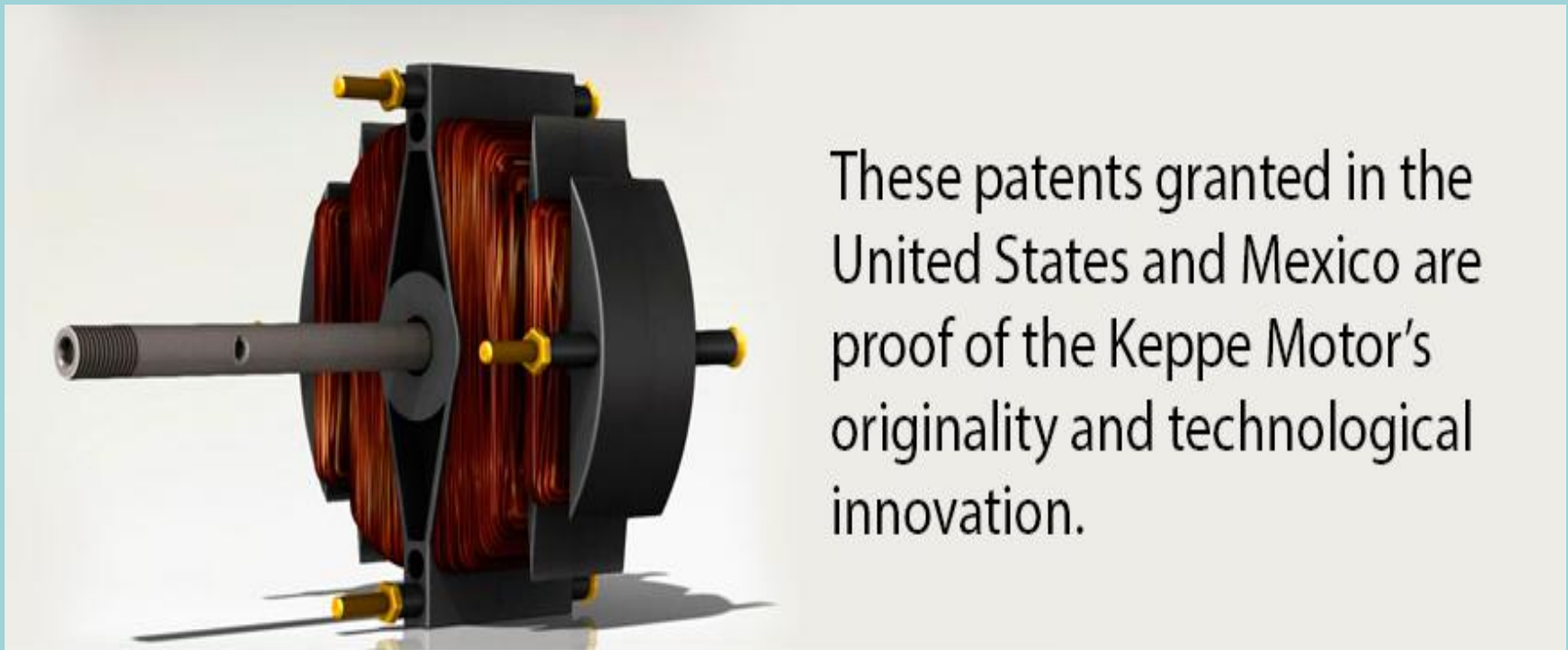


Keppe Motor - New Technology for a New World



KEPPEMOTOR
New Technology for a New World.

Keppe Motor is a resonant magneto-mechanical motor of high efficiency that applies the principles of electromagnetic resonance to optimize its efficiency.



These patents granted in the United States and Mexico are proof of the Keppe Motor's originality and technological innovation.

United States Patent (1/10/2013) No: US 8,546,985 B2)



Keppe Motor Claims



KEPPEMOTOR

New Technology for a New World.

Their patent states that a motor of the present invention is up to 10x more efficient than a motor of the prior art because:

“the electromagnetic motor of the present invention is able to harness the back energy captured by the voltage peaks together with the collapse of the magnetic field trapped inside the coil, when the electric power supply is turned on and off at precise positions,”

More Information at [Exhibit #907](#)

Patent No: US 8,546,985 B2

Keppemotor Power Consumption Claims



KEPPEMOTOR

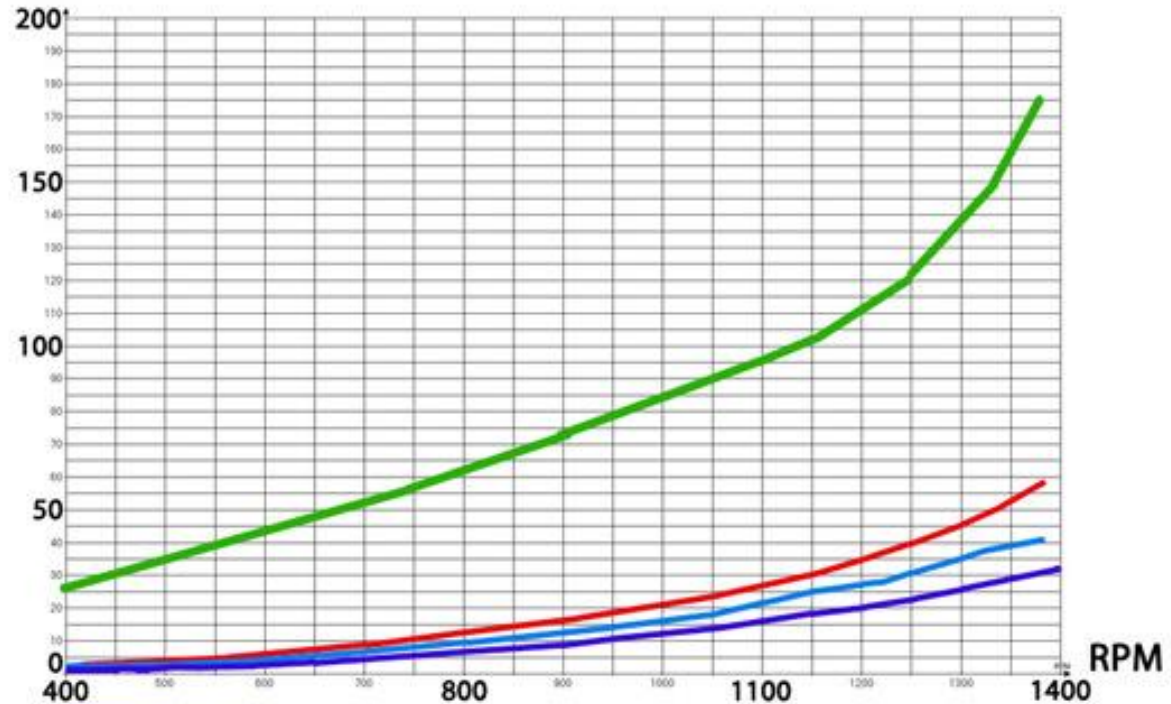
New Technology for a New World.



**Keppemotor: Up to 15 times more economical.
Power consumption comparison at the same work load**

140W Conventional Fan x Keppemotor Fan (Our Own Source)

WATTS



- 140W Conventional Fan
- Keppemotor Fan (Measured at the PTB - Germany)
- Keppemotor Fan (Updated version)
- Net power



Keppe Motor - New Technology for a New World



KEPPEMOTOR
New Technology for a New World.

Keppe Universe Turbo Eco Fan compared to ENERGY STAR criteria for residential fans

Device Speed	Ave Rotation (rpm)	Ave Power(W)	Ave Flow (m ³ /s)(cfm)	KeppeEfficiency (m ³ /s/W) (cfm/W)	ENERGY STAR-Min. Efficiency* (m ³ /s/W)	RATIO (Keppe/ENERGY STAR)
High	403	22	2.15 (4556)	0.098 (208)	0.0354	2.77x
Medium	244.7	5.5	1.39 (2945)	0.253 (536)	0.0472	5.36x
Low	146.7	1.9	0.84 (1780)	0.442 (937)	0.0732	6.03x

Measurements taken at TESTTECH* - UNIVERSE

UL TesttechLaboratorios de AvaliacaodaConformidade Ltda.

*http://www.energystar.gov/index.cfm?c=ceiling_fans.pr_crit_ceiling_fans



Keppe Motor - Compared to other fans



KEPPEMOTOR
New Technology for a New World.

Name	Comment	Airflow ft ³ /min	Power W	Efficiency ft ³ /min/W (*)
1. Keppe Univ. Turbo Eco	Medium speed	2945	5.5	536
2. Haiku	"Quietest made"eff blades	5365	11	485 (488)
3. Emerson	EcoMotor (MidwayEco)	6085	18	336 (338)
4. Fanimation	Odyn Model (8 blade)	10104	32	314 (316)
5. Regency Gladiator	"Most Efficient in 2014"?	6564	32.3	219 (203)
6. Keppe Univ. Turbo Eco	High speed	4556	22	208
7. Fanimation	The Jennix Fan (3 blade)	5239	30	178 (174)
8. Regency Gladia. (recalc)	"Most Efficient in 2014"	6564	54	122
9. Minka group	8 blade	6531	30	104 (218)
10. Royalton (Montecarlo)	Tuscany	6540	71	92
11. Savoy	Alsace	5877	69.8	84.2 (75)
12. Hunter	Palmero Model	6707	87	77



Keppe Motor - New Technology for a New World



KEPPEMOTOR

New Technology for a New World.

E-mail: contato@keppemotor.com.br

Phone: Phone: 55 (11) 3032-2675 (Brazil)
(718) 285-6992 (USA)

Note: A Chinese company will now be manufacturing and marketing the Keppe Motor UNIVERSE Ceiling Fan.

Thinking differently can save energy!

Water Treatment- Scale Control

A different approach - Available today!

nextScaleStop has developed a chemical-free scale-prevention technology

NO salts, chemicals, electricity, or backwash needed.....

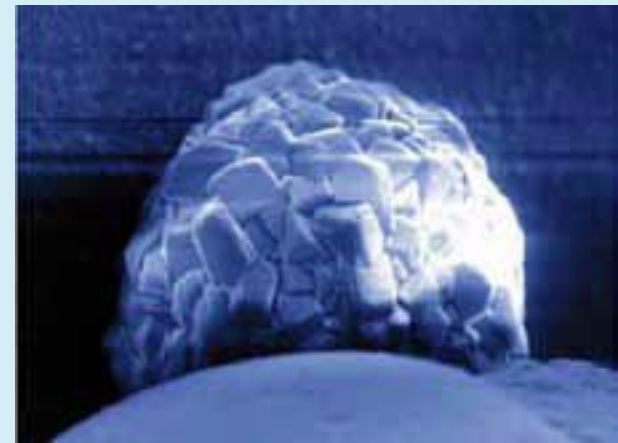
The media is not consumed by the reactions (3-5+ yr lifetime)

Useful in residential to commercial applications (1-900 gpm)

Their Technology uses:

Template Assisted Crystallization

More Information at [Exhibit #907](#)



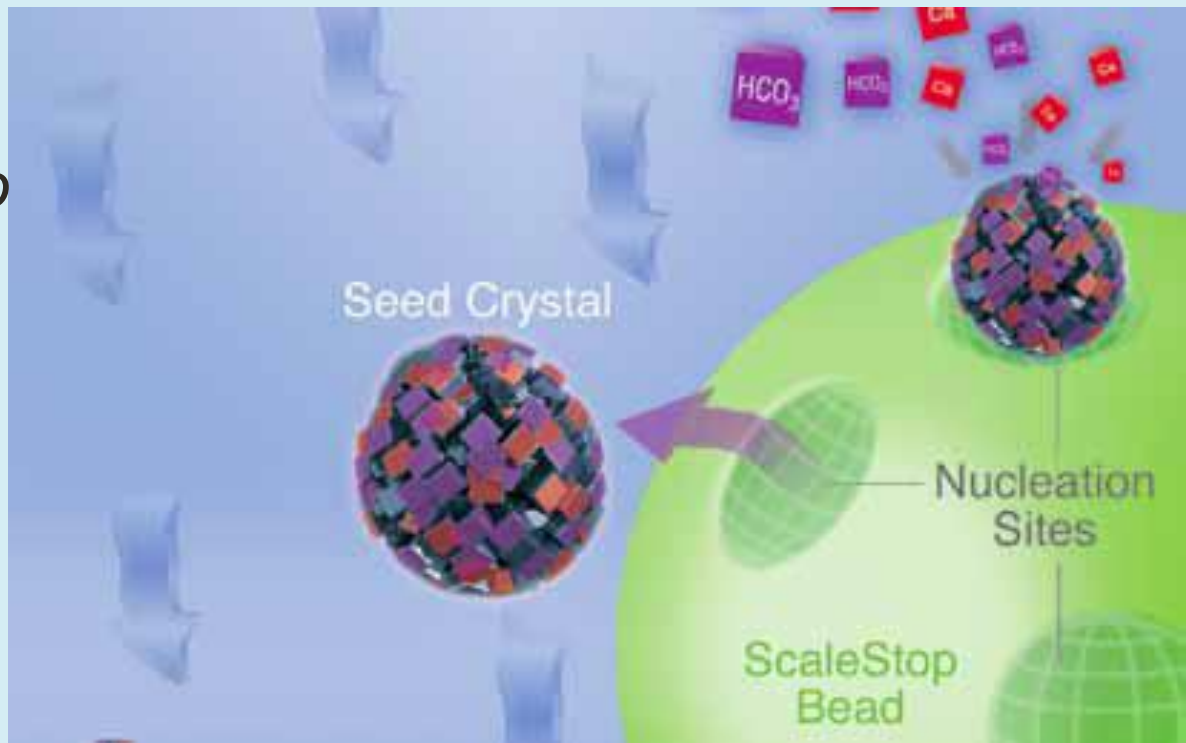

next-ScaleStop

Template Assisted Crystallization

Atomic sized nucleation sites on the surface of small polymer beads convert dissolved hardness into microscopic crystals.

Once the crystals grow to a certain size they are released from the bead and washed away

<http://nextfiltration.com>



next-ScaleStop

Many Sizes available



Commercial example:
One Ocean Resort
Atlantic Beach, FL - 300 GPM



More Information at Exhibit #907

<http://nextfiltration.com> or WWW.ChooseOneFlow.com

Available from: [Watts Water Technologies, Inc.](http://WattsWaterTechnologies.com) in New England

Aquapol - Wilhelm Mohorn



Aquapol is a patented (1985) energy-converting device that is used to demoisturize damp buildings without the use of any external energy input. Over 48,000 of these units have been sold in Europe.

The Aquapol appears to receive, polarize, and transmit a polarized (right-spinning) earth-force-field able to do work without any apparent energy input. It changes ‘**zero point energy**’ into a wave form similar to electromagnetic waves.

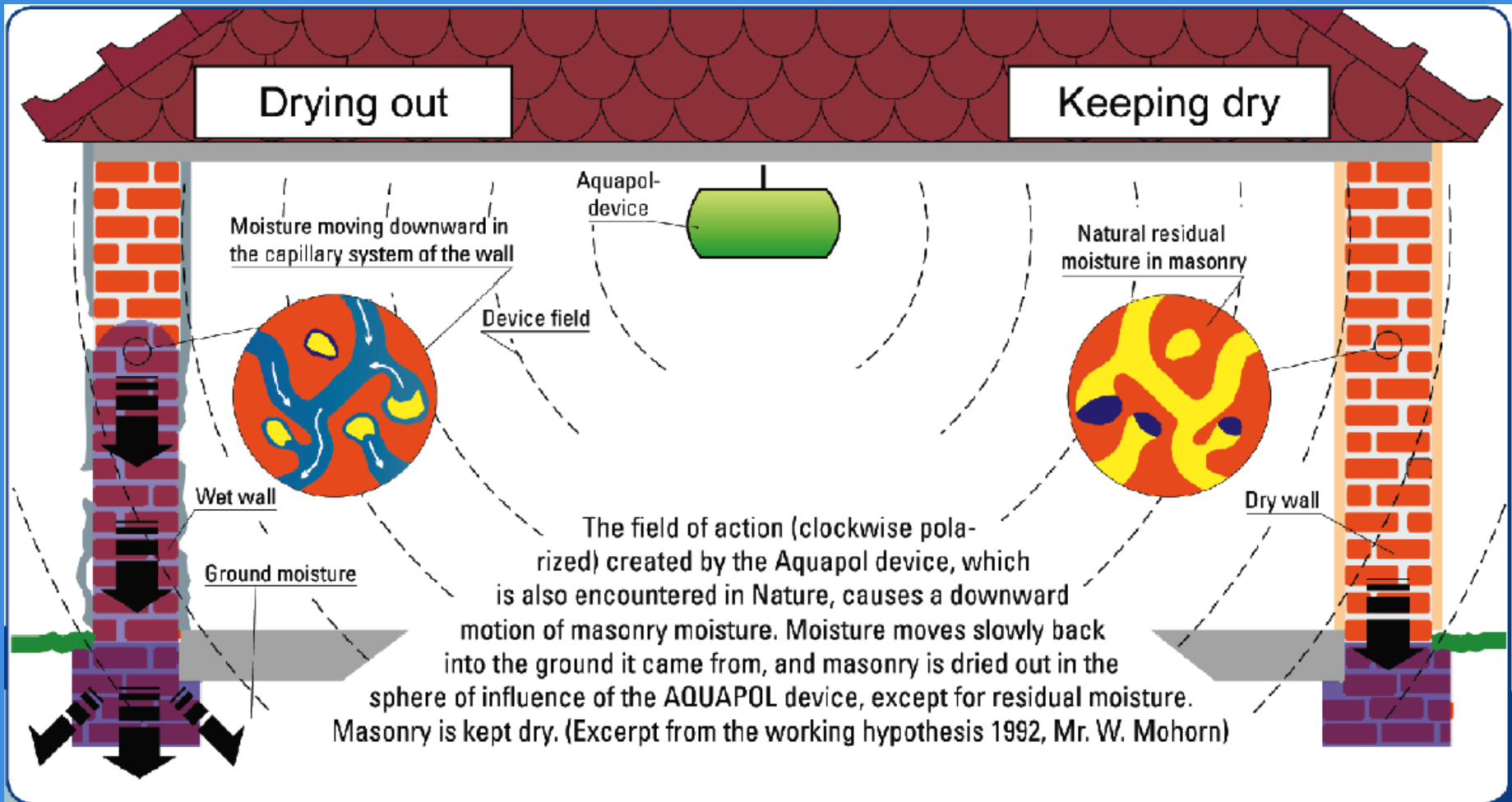
The waves are an energy-form consisting of both a gravitory and magnetic wave: “gravomagnetism”, the product of the interaction of cosmic energy and low-powered earth-field energy.*

*Manning and Garbon. 2009. Breakthrough power.



Aquapol, cont.

In use: The moisture is pushed back into the capillary system of the walls where it came from. No input energy is required.



Aquapol, cont.

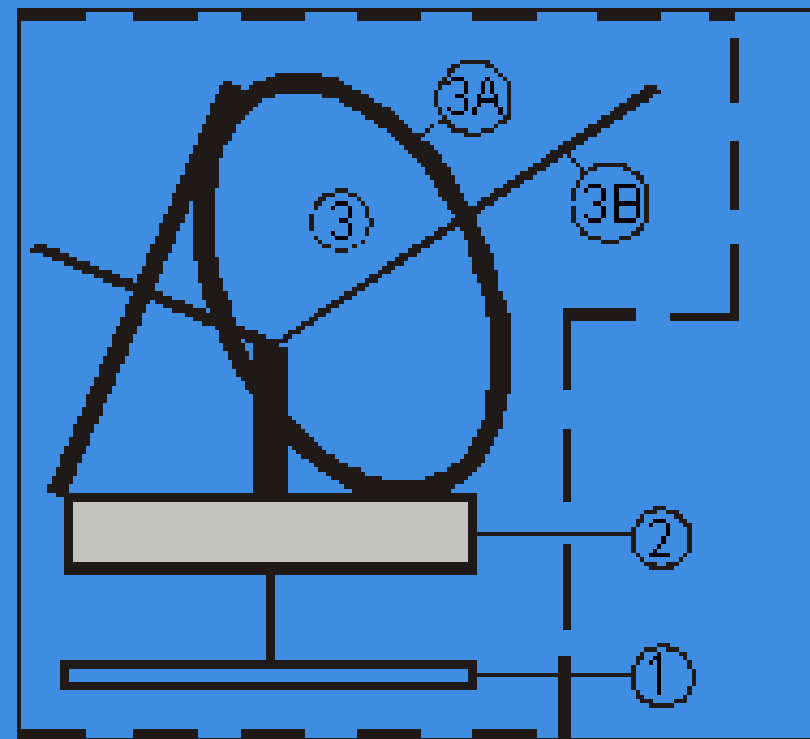


Structure of an **Aquapol** unit.

1. Receiver flat coil
2. Polarization unit, cylindrical coil
3. Transmitter unit and 3A coils

3B. Rod-like antenna

The Aquapol antenna that utilizes earth energies is considered to be a gravomagnetic polarizer.



More Information: [Exhibit #907](#)

USA Information at: www.aquapol-usa.com

An SOS for Science – Still Pertinent

Daniel Lyons – Newsweek, October 12, 2009, p. 26

“Alternative energy is the next tidal wave in tech innovation. If we miss it we will not only weaken our economy and harm our national security – we will turn ourselves into a second-rate nation.”

Lyons then reflects on his thoughts at a Washington, D.C. meeting on energy:

“As I sat there listening to the experts speak, all I could think of was, we’re doomed.”

Ralph Cicerone, president of the National Academy of Sciences noted:

“Meanwhile the rest of the world is racing past us. In solar power, the leaders are Japan, Germany, and China. In wind, it’s Germany, Spain, and Denmark. In nuclear, it’s France. “You can go up and down the list – in some cases we’re players, but no longer leading”

Thank You For Your Time Listening to:

Development of Transformational
New Energy Technologies – Part A

Questions?? Save for after Part B

Dr. Ted Loder (tedloder@aol.com)

The American Institute of Architects
Continuing Education Systems Program

