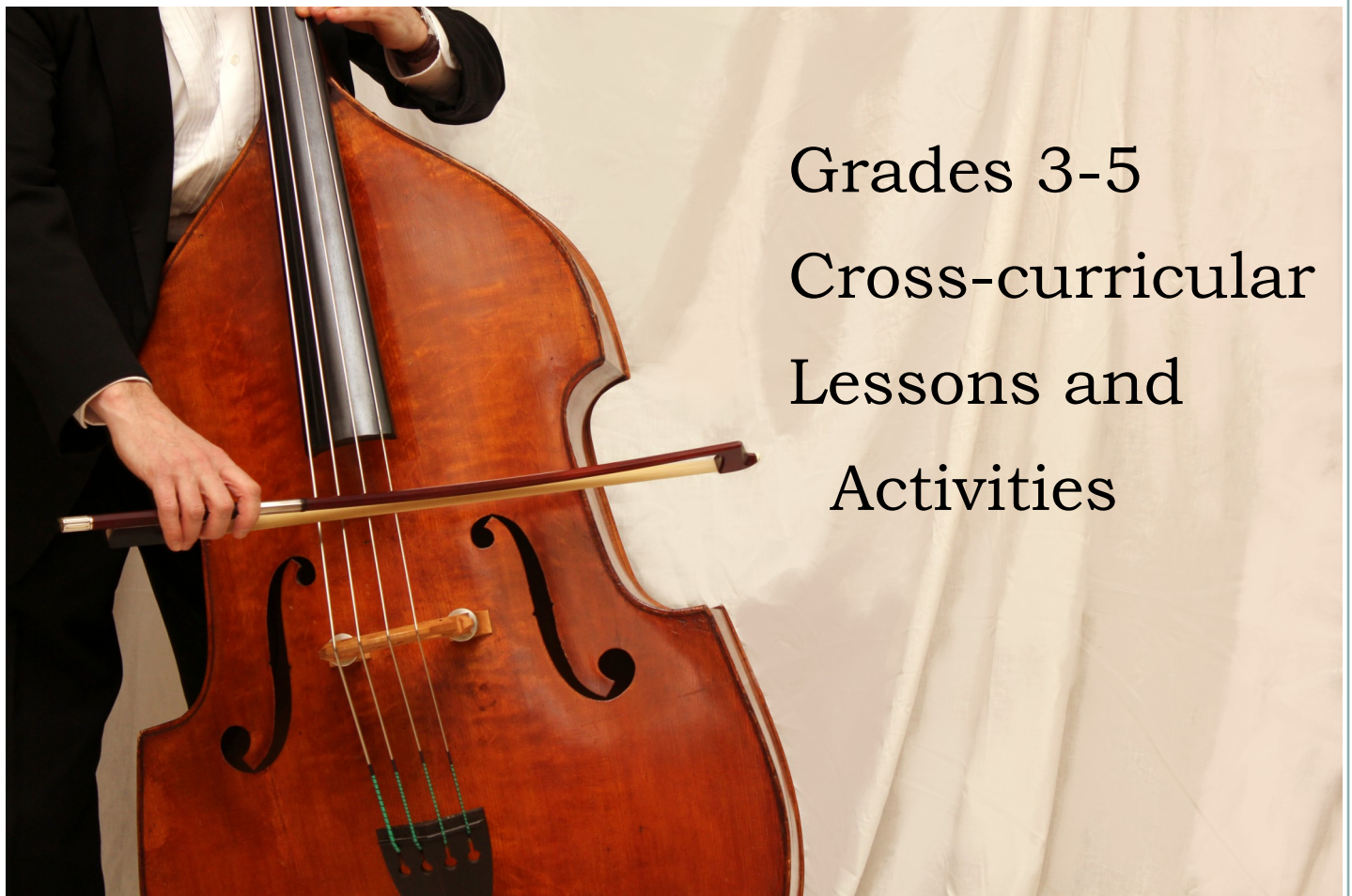


Back to Baroque!

Discovering the Baroque Period through Vivaldi's *The Four Seasons*
Teacher Resource Kit



Grades 3-5
Cross-curricular
Lessons and
Activities

Boston Philharmonic
“Crescendo!” Outreach Program

www.bostonphil.org

BACK TO BAROQUE!

Dear Educator,

The Boston Philharmonic believes that classical music can be enjoyed at any age, and it is never too early to begin learning. We are committed to providing opportunities and tools for our community, helping to create a personal connection to classical music. As part of our vision to make music accessible to everyone, we have developed guides and activities that will engage children and provide resources for teachers at a time when many public school districts are forced to cut music programs from the curriculum. Elementary school teachers can click on our study guides for activities to incorporate into their classrooms, or parents can explore the music together with their children. We hope you will enjoy learning more!

Sincerely,

BPO “Crescendo!” Team

Contributors to this study guide :

Writer/Researcher/Designer:


Carmen Denyes , Education and Outreach Coordinator

Editor/ Biography Writer:

Pamela Feo, Education and Outreach Manager

Instrument Photos :

Jeffrey Filiault, Marketing and Multimedia Associate



THE FAMILIES OF THE ORCHESTRA

Strings: Violin, Viola, Cello, Double Bass, Harp and Guitar



The string family is traditionally made up of the violin, viola, cello, and double bass. A bow is used on these instruments made of horse hair that glides across the strings and creates sound. The harp and guitar are also stringed instruments and the strings are plucked to create a sound.

Brass: Trumpet, French horn, Trombone, and Tuba

Most often, instruments in the brass family are made of brass. To create a sound, the musician uses a cup-shaped mouthpiece that vibrates against their lips. The sound then gets amplified in the body of the instrument.



Woodwinds: Flute, Oboe, Clarinet, and Bassoon



Instruments in the woodwind family are mostly made of wood; however, they can sometimes be made of metal or plastic. The musician blows into the instrument, sometimes through a reed, and a sound is created by the air resonating in the body of the instrument. The player presses keys on the body of the instrument to block the air and create different notes.

Percussion: Timpani, Bass Drums, Cymbals, and Triangle

Instruments in the percussion family make sounds when the body of the instrument is hit, shaken, tapped, or rubbed by another object. Instruments in the percussion family are made up materials that are naturally resonant such as wood, metal, and skin.



COMPOSER BIOGRAPHY

Antonio Vivaldi



Antonio Vivaldi by La Cave.


Fun Fact:

* Italy is a **peninsula**, which is a piece of land that is surrounded by water on three sides. It is called the boot of Europe because of its shape.

Antonio Vivaldi was a **composer** who lived in Italy in the **Baroque** period. He was born in 1678 in Venice, Italy. His father taught him to play violin., and together they would give violin concerts in Venice.



Map of Italy from: www.italy-image.co.tv



La Pietà

When Vivaldi was 25 years old, he became a priest. He was known as “Il Prete Rosso”, which is Italian for “The Red Priest”, because of his bright red hair. However, music had always remained a very important part of his life since childhood, and so he turned to composing and teaching music as his career. He taught violin at an orphanage for girls called “La Pietà” and composed many pieces for his students to perform. People would travel for miles to hear the girls of the orphanage perform Vivaldi’s **compositions**, and many of these pieces are still famous today.

COMPOSER BIOGRAPHY

Antonio Vivaldi

Vivaldi's compositions include **concertos, sonatas, sacred** and **secular** music. One of his most beloved pieces of music today is *The Four Seasons*, which is composed for **string instruments**. The piece is based on poems about the different seasons, and the music describes different elements of spring, summer, fall or winter, such as birds chirping or the rumble of thunder.



Score of Vivaldi's *The Four Seasons* at www.loc.gov

Vocabulary

Baroque: The time period from about 1600-1750. Music from this period was characterized by lots of decorative notes called ornaments.

Composer: Someone who writes music.

Composition: A piece of music.

Concerto: A piece of music that features a solo instrument playing the melody, or tune, with the orchestra playing the accompaniment.

Sacred Music: Music written for religious purposes; Vivaldi's sacred music was written for the Church.

Secular Music: Music that is written for non-religious purposes.

Sonata: A piece of music for solo instrument, usually with piano accompaniment.

WHAT IS BAROQUE?

The Meaning Behind the Word




Baroque means to have lots of decorations. Another word that describes the same idea is "ornate." People's clothing, the houses they lived in, and the music they listened to were all decorated. Look at the pictures from the Baroque period and notice how there are lots of detailed patterns.



WHAT IS BAROQUE?

The Meaning Behind the Word




Become a Baroque Cake Decorator...

Decorate the cake in the style of the Baroque Period .

- 1.) Use repeating patterns
- 2.) Use swirls , squiggly lines, and geometric shapes.
- 3.) Use flowers and other plants from nature.

CARNIVAL



Mask Activity...

Directions: Cut out the mask on the solid lines. Decorate the mask in the baroque style by creating patterns and using lots of decorations such as feathers, glitter, and sequins.

After you have finished decorating your mask, use tape or glue to attach a popsicle stick to the back of the mask so that you can hold it up over your face.

You will now be ready for Carnival, which was a party that was held in the city of Venice during Vivaldi's time and which still happens today during the month of February.

ALL ABOUT BAROQUE!

Word Search

A N V R Y H K S V B G D R Y O P B G E
D G Y J M B A R O Q U E D H V N T Y E
Q N E R V Z Q R P K M A R E O N D M H
F K L L O B W V I V A L D I K Z M L T
O B P C R J Y M O I T L V R H U L M F
U J K W N Y G B L U G M I A S K F I C
R K X M A S K B I E C I N Q M D P O U
S A K H M U S L N P G A T H F S K B L
E Q B P E T C G U B F T R M H O V A G
A O X T N N L A V X U I D M H K A C H
S R L M T K G Z R H K C L V E N I C E
O N P S A J E R W N Q K F H A M C C G
N A C P T N E R L M I L L O D K O N U
S T U D I F A L L K Z V G D W I N B M
U E B K O X C K T T U M A Q U E C K G
G H W I N T E R E M T D H L K O E C N
Y R M H C H K N U H B U Q I M Z R M P
Y K Q C E M N A Y J A E R N O Q T M J
J U A B P O M Y N J S P R I N G O B I
E V F M S E T D U O B H K D D V Q C G

Word Bank

Baroque

Carnival

Concerto

Fall

Four Seasons

La Pieta'

Mask

Ornate

Ornamentation

Spring

Sonnet

Summer

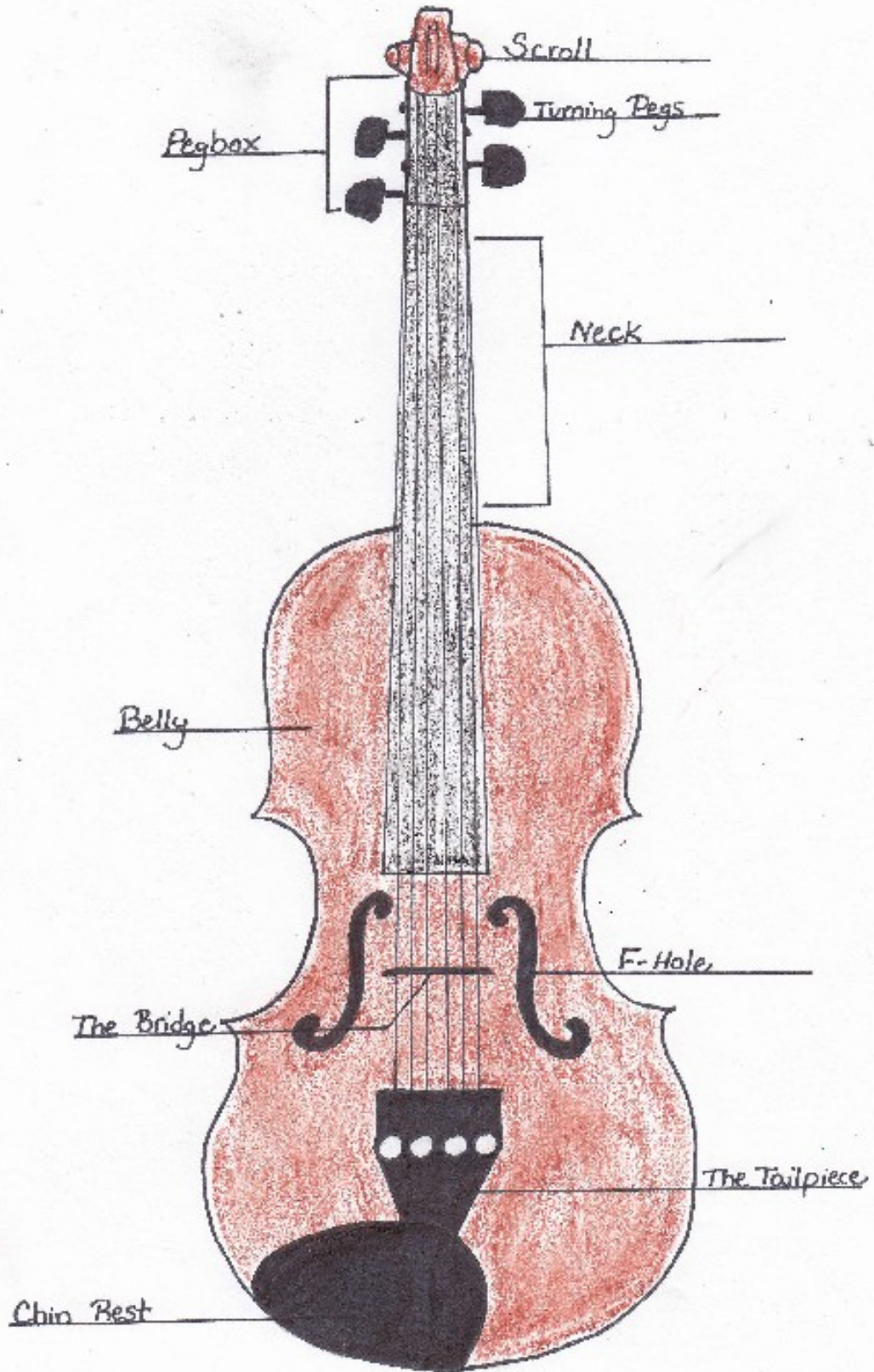
Venice

Violin

Vivaldi

Winter

VIOLIN ANATOMY



HOW DOES IT WORK?

The Science Behind The Violin




A violin has four strings. The musician uses the pegs at the top of the neck of the violin to tighten the strings so that they are tuned to the notes G, D, A, and E. The strings are organized from lowest note to highest note. When the musician runs their bow across the string, or plucks the string with their finger, the string vibrates. If the same tension is held for both a thick and thin string, the thicker string vibrates more slowly and produces a lower sound. The thinner string will vibrate more quickly and produce a higher sound.

The length of a string also determines what the pitch will be. The shorter strings produce a higher sound because they will vibrate more quickly than the longer strings.

Try This...

Make your own string instrument by doing the following:

- 1.) Take an empty tissue box and wrap different sizes of rubber bands lengthwise around the box.
- 2.) Build the bridge of the instrument by placing a pen or pencil underneath the rubber bands on one end.
- 3.) Experiment by placing your finger along different points of the strings, noticing how this changes the sound. Also, compare the sounds made by different sizes of rubber bands.



PLAY VIVALDI



Play an excerpt from the Largo of Vivaldi's Winter on your recorder. The top line is Vivaldi's melody. The bottom line is the accompaniment. Practice playing the bottom line as a class and having your teacher play the melody line. You can also read the text below, adapted from Vivaldi's original poem about Winter, and sing along. Click on the link below, or visit: <http://www.bostonphil.org/MiniMaestros> to listen to a recording with the words.

Frozen in the winter.
A strong gust of wind,
Comes blasting right through me.
I stamp my feet ,
And I chatter my teeth,
And I walk on through the cold.
To spend the quiet day by the fire,
And watch the quiet snow fall from the house.
On this day in the cold winter.



ART AND POETRY

Vivaldi's *The Four Seasons*



"Field of Spring Wheat at Sunrise",
Vincent Van Gogh, 1889

Spring

Joyful Spring has arrived,
The birds welcome it with their happy songs,
And the brooks
Flow with a sweet gurgling.

The sky is covered with black clouds,
Announced by lightning and thunder.
When the lightning and thunder stop, the birds
Return to fill the air with their singing.

The meadow is full of flowers,
And plants with leaves,
The goatherd sleeps, his dog guarding him.

Dancing to the sounds of bagpipes,
Nymphs and shepherds dance in the field,
As Springtime is here!

Art Forms Collide...

Antonio Vivaldi was inspired by other art forms when composing the music for *The Four Seasons*. He wrote a type of poem called a sonnet to describe each season. Rhythm is an important aspect in writing a sonnet just like rhythm is important in playing and writing music. When Vivaldi was composing the music for *The Four Seasons*, he was also inspired by paintings of the seasons by Marco Ricci.

Try This...

- 1.) Read the translated sonnets and circle the nouns.
- 2.) Draw your own picture of each season using the nouns that Vivaldi uses in his sonnets.
- 3.) Listen to the music and see if your class can point out where Vivaldi uses the music to bring to life the language in the sonnets.

ART AND POETRY

Vivaldi's *The Four Seasons*



"Farmers with Cows at a Watering Place," Marco Ricci

Summer

Under the burning sun of summer,
 Man sits in the forest beneath the pine trees
 The cuckoo begins to sing and at once
 the turtle doves and the goldfinch join in.

A gentle breeze blows, but suddenly,
 The wind starts to become stronger.
 And the shepherd cries, because she
 Is afraid of the storm that is coming.

His limbs are tired from no rest,
 By his fear of the lighting and thunder;
 And by the swarm of flies and gnats.

Alas, his fears come true.
 There is thunder and lighting in the sky
 And the hail falls down on the corn in the
 fields.

Autumn

The peasants celebrate with song and dance,
 They gather for the harvest.
 They spend time together eating and drinking,
 And when they finish, they sleep.

All leave singing and dancing,
 The air is sweet smelling
 With the season which invites many
 To enjoy a peaceful sleep.

In the morning, the hunters go into the forest.
 With horns and dogs, they leave their homes.
 The wild animals run away.

Already tired and terrified by the loud noise
 Of the dogs, the animals are caught.



"Autumn in Bavaria," Kandinsky, 1908

ART AND POETRY

Vivaldi's *The Four Seasons*



"Winter Landscape, Elgersburg," Edvard Munch, 1906

Winter

Frozen and shivering in the icy snow.
In the strong blasts of the terrible wind,
To run stamping one's feet at every step
With one's teeth chattering though the cold.

To spend the quiet and happy days by the fire
Whilst outside the rain soaks everyone.
To walk on the ice with slow steps
And go carefully for fear of falling.

To go in haste, slide and fall down;
To go again on the ice and run,
Until the ice cracks and opens.

To hear leaving their
Iron-gated house Sirocco,
Boreas and all the winds in battle:
This is winter, but it brings joy.

Activity

- 1.) As a class, think of colors that represent each season.
- 2.) Add to the lists descriptive words for each season.
- 3.) Divide the class into four groups, assigning a season to each group.
- 4.) Have each group make their own musical composition bringing to life the words on the list.

Try This...

- Make the sound of thunder for Spring by crackling a plastic bag
- Make the sound of rain by making your own shaker. Fill an empty water bottle with rice.
- Run a wet finger around the rim of a glass bottle filled with water to create the sound of the winter wind.
- Experiment with sounds of a recorder to make the bird sounds of summer.