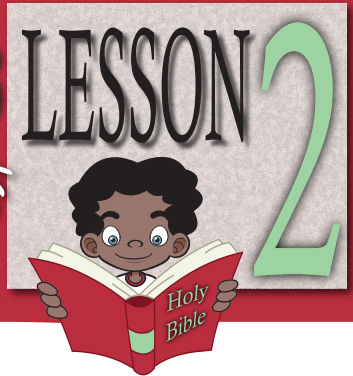


Beginning of the Church; Baptism of 3,000

Acts 2



New Testament 7
Part 1: ABCs of Acts 1-6

SUNDAY MORNING

New Testament 7 [Class Attendance Sheet](#) provided in activity sheets (NOTE: The document is interactive, allowing the teacher to type in the Class, Teacher, and the children's names.)

SCRIPTURE REFERENCES:

Acts 2

MEMORY WORK:

YOUNGER CHILDREN: "Repent, and let every one of you be baptized" (Acts 2:38b).

OLDER CHILDREN: "Then Peter said to them, 'Repent, and let every one of you be baptized in the name of Jesus Christ for the remission of sins; and you shall receive the gift of the Holy Spirit'" (Acts 2:38).

Also help the children memorize the ABCs of Acts.

SONGS AND FINGERPLAYS (SEE END OF LESSON FOR WORDS):

A [song book](#) and [audio recordings](#) of many of the curriculum songs are available on the curriculum Web site.

- ["Who Did It First?"](#)
- ["On Pentecost"](#)
- ["One Body, The Church"](#)
- ["The Church Was Built by Christ"](#)
- ["What Must I Do to Be Saved?"](#)
- ["The Family of God"](#)
- ["On the Day of Pentecost"](#)
- ["Acts 2"](#)

LESSON VISUALS AND TEACHING AIDS (NOTE ANY DISCLAIMERS):

- See [AP's Pinterest page](#) for ideas on bulletin boards, visuals, crafts, etc. [DISCLAIMER: Pins may sometimes need to be adjusted to be Scriptural.]
- [ABCs of Acts 1-12](#) Bible fact cards (provided under "N.T. 7 Bible Facts")
- "Acts Chapter Summary" from ["Kids Prep 2"](#) CD by Jeff Miller
- "Summary of the Bible" from ["Kids Prep"](#) CD by Jeff Miller
- Pictures/drawings from any books listed under 3rd-4th Grader Pre-Class Activities/



Learning Centers

- Betty Lukens' felt pieces
- Acts 2:38 Poster: <http://store.bibleclassworkshop.com/shopexd.asp?id=355>
- Acts 2:38 Bookmark: <http://store.bibleclassworkshop.com/shopexd.asp?id=358>
- Acts 2 Blacklight Kit: <http://store.bibleclassworkshop.com/shopexd.asp?id=552>
- I Will Build My Church Posters: <http://store.bibleclassworkshop.com/shopexd.asp?id=343>
- Sin and Salvation Poster Set: <http://store.bibleclassworkshop.com/shopexd.asp?id=493>
- “The Beginning of the Church—Acts 2” (pp. 48-49) from *Creative Bible Teaching: Volume 2*, by Sarah Richey
- Pictures of families at different stages (wedding, first baby, children growing, etc.)
- Puppets (so children can re-tell story)
- Songs from “Sing a Story” Volume III (Book of Acts Stories Sung to Familiar Tunes), by Jewel Kendrick

PERSONAL APPLICATION:

When I am old enough, God wants me to be baptized to become a Christian and to be added to His Church.

LESSON STARTS HERE

TEACHING ALERTS:



- Acts 2:3 says that the tongues of fire “sat upon each of them.” Some paintings/pictures assume “them” includes more than the apostles—including the female disciples present. “Them” (“they” in verse 1) refers back to those just mentioned: namely, the 11 apostles in Acts 1:26.

INTRODUCTION: (YOUNGER CHILDREN)

God planned for a family to begin when a man and woman get married. God also planned for another special family—the Church. Today we are going to talk about when the Church began.

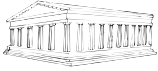
INTRODUCTION: (OLDER CHILDREN)

The Church that belongs to Christ has not always been around. Have you ever thought about that? When Abraham, Moses, Daniel, and even Jesus lived, there was not a Church like the one we know today! It is very important for us to learn about the beginning of the Church so we can tell others about it. In our lesson today, we will learn how the Church began—2,000 years ago—and how **we** can become part of the Church, the family of God.

POINTS TO EMPHASIZE:

1. In our ABCs of Acts, Acts 2 corresponds to “B,” which is for the **Baptism** of 3,000 people and the **Beginning** of the Church in Acts 2.
2. Jesus was crucified on a Friday during the Passover festival. The Passover was a time for the Jews to remember how the Jews escaped the effects of the tenth plague and were freed from slavery by God (as described in Exodus). Another feast—the Feast of Weeks (what the New

Testament calls Pentecost)—followed 50 days after the first day of the Passover festival (Leviticus 23:15-17). On the Pentecost after Jesus' ascension into heaven, thousands of Jews from many different nations, speaking many different languages, were in Jerusalem for the Feast.



HISTORICAL NOTE: The Passover was one of 3 annual feasts for which all Jewish men were required, under the Law of Moses, to go to Jerusalem. Fifty days after Passover was the Feast of Pentecost, also called the Feast of Weeks or the Feast of Harvest. Many Jews stayed in Jerusalem for both the Passover and Pentecost. (The word “Pentecost” means “fiftieth.”) Pentecost was a one-day feast to give thanks to God for the barley and wheat harvests.

3. The apostles were in an upper room in Jerusalem still waiting for special power from God, as Jesus had told them to do (Luke 24:49; Acts 1:4,12). Some very strange things happened.
4. A sound **like** a great rushing wind filled the house.
5. The noise, apparently **heard** by everyone in the large crowd outside (2:6), was followed by something the disciples saw: “tongues as of [like] fire” that “sat” on each of the apostles.



NOTE: The phrase “cloven tongues” used in the KJV is correctly translated in the NASB as “distributing themselves.” The phrase is derived from a Greek word meaning “to cut in pieces as a butcher does meat.” With that in mind, it seems that a “fire-like appearance presented itself at first, as it were, in a single body, and then suddenly parted in this direction and that; so that a portion of it rested on each of those present” (*Word Pictures in the New Testament*, Vol. III, p. 21).



RECOMMENDED READING FOR TEACHERS: See the article “[On Whom Did the Tongues of Fire Rest?](#)” by Kyle Butt on the Apologetics Press Web site for a study about who received the baptism of the Holy Spirit/tongues of fire in Acts 2.

6. The apostles were “filled with” (i.e., helped or led by) the Holy Spirit in a miraculous way, and they began to speak in languages they had never studied or spoken before.
7. At some point, the apostles apparently moved from the upper room to the Temple courts, where a large crowd gathered because of the loud noise. The appearance of these “tongues of fire” and the apostles' miraculous ability to speak to everyone in the crowd in their own language was a miracle. Like all miracles in Scripture, this was something that God caused to happen to prove that the apostles were speaking for God (Mark 16:20; Hebrews 2:3-4). [They did **not** babble unintelligibly, but in known languages that everyone in the crowd quickly recognized.]



RECOMMENDED READING FOR TEACHERS: See the article “[Modern-Day Miracles, Tongue-Speaking, and Holy Spirit Baptism: A Refutation—EXTENDED VERSION](#)” by Dave Miller on the Apologetics Press Web site for a study about the nature of the gift of tongues in Acts 2.

8. Because the people in the crowd were so surprised at what was happening, some accused the “Galileans” (so-called because they were followers of Jesus, who was from Nazareth in Galilee) of being drunk. But Peter spoke up and assured the crowd that they were not drunk. Peter reasoned with them, responding that since it was only 9:00 in the morning (Acts 2:15), it would be highly unlikely for anyone to be drunk. Then Peter used Old Testament prophecies from Joel and the Psalms to teach them that the man Jesus, Who had been crucified seven weeks before, was the long-awaited Messiah spoken of by the prophets. Peter reminded the crowd that they had been part of the mob responsible for killing an innocent Man, the Messiah, and that God raised Him from the dead.
9. Peter told the people that they were guilty, but God was giving them a chance to take away their sin and their guilt; God would save them even though they had killed His Son. Many people in the crowd believed Peter’s message and asked, “What shall we do?” Peter told them to repent (to change their way of thinking about the ways they were living and decide to do the right thing) and to be baptized for the **remission** of their sins. About 3,000 people decided to do what Peter told them; they were baptized into Christ and became the first Christians (although the word “Christian” is not used until Acts 11:26).



Remission: having your sins “remitted”/removed/washed away (taken away) by Jesus’ blood



RECOMMENDED READING FOR TEACHERS: See the articles “[Calling on the Name of the Lord](#)” and “[One Question, Three Different Answers](#)” by Eric Lyons on the Apologetics Press Web site for a study about the meaning of the phrase, “calling on the name of the Lord” as used in Acts 2 and a discussion of the three times in the New Testament the question, “What must I do?” was raised.

10. After that special day the apostles went to the Temple area every day to teach more people how to be saved. God gave the apostles the ability to perform miracles (Acts 2:43) to prove that their message was the truth. “And the Lord added to their number (i.e., the Church) **day by day** those who were being saved” (Acts 2:47b, ESV). In a short time, there were many thousands of Christians in Jerusalem.



RECOMMENDED READING FOR TEACHERS: See the article “[Who Are These People?](#)” by Dave Miller on the Apologetics Press Web site for a study about the first century Church, established on Pentecost. See “[Sunday and the Lord’s Supper](#)” by Dave Miller for a discussion about Acts 2:42 and the Lord’s Supper.

11. It is important to remember that we can become Christians the same way as those in Jerusalem 2,000 years ago. God has given us the same instructions in the New Testament:
 - Hear God’s Word (listen to preachers, teachers, parents teach it; read the Bible for ourselves) [Romans 10:14]
 - Believe that Jesus is God’s Son and our Savior [John 8:24]

- Repent (change the way we think about sin; decide to change the way we think and live) [Luke 13:3]
- Confess our faith in Jesus as the Son of God [Romans 10:9-10]
- Be baptized into Christ (immersed/dipped in water, rather than sprinkling, etc.) [Mark 16:16]
- Live for Jesus every day; “be faithful” all the way to death (Revelation 2:10b)



RECOMMENDED READING FOR TEACHERS: See the articles “[In Christ](#)” by Kyle Butt, “[The Bible’s Teaching on Baptism: Contradictory or Complementary?](#)” by Eric Lyons, and [Receiving the Gift of Salvation](#) by Eric Lyons and Kyle Butt on the Apologetics Press Web site for a discussion of biblical salvation and alleged biblical discrepancies on the subject.

12. When I am old enough, it is important for me to follow the same steps that the early Christians did. Being baptized into Christ:

- Makes me a Christian, a part of Jesus’ Church (Acts 2:47)
- Washes away my sins (Acts 22:16)
- Is an act of obedience; it is something I do because God told me to (Matthew 28:18-20; Luke 6:46)
- Gives me the promise of heaven (John 3:5)

PRE-CLASS ACTIVITIES/LEARNING CENTERS (TO BE USED AS CHILDREN ARE ARRIVING—BEFORE CLASS, AND UP TO THE FIRST FIVE MINUTES OF CLASS; OR AS HOMEWORK):

- Click here for complete [Activity Book](#) and [Answer Key](#).

Ages 2-5:

- [“3,000 Baptized Coloring Sheet”](#) (provided in activity sheets)
- Write the phrases for this lesson (Beginning of the Church; Baptism of 3,000) on the second page of the kids’ ABC books, and let them add a large letter “B” to the pages. Let them color a small picture of a person being baptized to glue on their letter. Have orange, red, and yellow tissue paper cut into squares to help them glue “fire” onto their letter. (“[ABCs of Acts Booklet](#)” page 2 provided in activity sheets)
- Print/copy “The Day of Pentecost, the Day the Church Began” on half sheets of construction paper/card stock. Have “Acts 2” cut out in letters small enough (about 2”) for the children to be able to glue them to the bottom of their papers. **Or** write “The Day of Pentecost” in dot form for the children to trace over. (“[The Day of Pentecost Activity](#)” provided in activity sheets)

1st-2nd Graders:

- Continue working on ABCs of Acts book. (“[ABCs of Acts Booklet](#)” page 2 provided in activity sheets)
- Bible Alphabet Soup: Divide the students into groups or pairs and give each pair/group a set of plastic letters (such as refrigerator letters). Ask the students questions about this lesson and the previous lesson which can be answered in one word. The pair/group that spells the answer to the

- question correctly gets a point. ([N.T. 7 Review Questions](#) provided on curriculum Web site)
- Write review questions about this and the previous lesson on “flame” cutouts. Put the flames, question side down, on the floor. Let each child throw a beanbag on a flame and answer the question on it. ([N.T. 7 Review Questions](#) provided on curriculum Web site)
- Unscramble key words: On sentence strips or index cards write key words from this and the previous lesson. Cut the words apart by letters. Ask pairs of children to unscramble the words. (“[The Beginning of the Church Word Scramble](#)” provided in activity sheets)

3rd-4th Graders:

- Continue working on ABCs of Acts book. (“[ABCs of Acts Booklet](#)” page 2 provided in activity sheets)
- Bible Alphabet Soup: Divide the students into groups or pairs and give each pair/group a set of plastic letters (such as refrigerator letters). Ask the students questions about this lesson and the previous lesson which can be answered in one word. The pair/group that spells the answer to the question correctly gets a point. ([N.T. 7 Review Questions](#) provided on curriculum Web site)
- Write review questions about this and the previous lesson on “flame” cutouts. Put the flames, question side down, on the floor. Let each child throw a beanbag on a flame and answer the question on it. ([N.T. 7 Review Questions](#) provided on curriculum Web site)
- Unscramble key words: On sentence strips or index cards write key words from this and the previous lesson. Cut the words apart by letters. Ask pairs of children to unscramble the words. (“[The Beginning of the Church Word Scramble](#)” provided in activity sheets)
- Have the children read the following:
 - Acts 2 (if they did not do so in NT4)
 - *Discovery* magazine issues: [September, 2007](#); [December, 2012](#)
 - *The Pumpkin Patch Parable*, Liz Curtis Higgs, Tommy Nelson Publishers

FINGERPLAYS:

“WHO DID IT FIRST?”

Author: Unknown*

Who preached the Gospel, (*spread hands*)
 The very first time? (*hold up one finger*)
 And where? In Jerusalem!
 One of the twelve apostles—Peter— (*hold up one finger*)
 Just as Jesus had told him. (*point upward*)

“ON PENTECOST”

Author: Unknown*

I have 10 fingers. (*hold up 10 fingers*)
 Is that enough to show the number baptized that day?
 (*finger to head as if thinking*)
 I show three fingers, (*hold up 3 fingers*)
 Then three zeroes. (*draw 3 circles in the air*)
 3,000 were baptized! (*repeat number actions*)

SONGS:

“ONE BODY, THE CHURCH” ([Click to Hear](#))

Author: Unknown*

(Tune: “Onward Christian Soldiers”)

Onward all God’s children! Working for the Lord.
Let us learn of His Church, from His Holy Word;
For there is one Body, Christ’s own Church, we know;
Why do we believe this? God’s Word tells us so!

CHORUS:

O, there is but one Church!
Christ’s own Church, we know.
Why do we believe this? God’s Word tells us so!

“THE CHURCH WAS BUILT BY CHRIST” ([Click to Hear](#))

Author: Lora Laycook

(Tune: “My Hope is Built on Nothing Less”)

VERSE 1:

The Church was built by Christ, our Lord;
Our Father tells us in His Word.
‘Twas on the Lord’s day, this we know,
On Pentecost of long ago.

CHORUS:

‘Twas built by Jesus, God’s own Son,
We know that He built only one.
We know that He built only one.

VERSE 2:

Then let us worship Christ, our Lord;
As He commands us in His Word;
We’ll give and teach, we’ll sing and pray,
And we will worship on His day.

(CHORUS)

VERSE 3:

On the first day of every week,
Our Lord has taught us we should meet,
He gave His body; we eat the bread.
We drink the cup; His blood was shed.

(CHORUS)

“WHAT MUST I DO TO BE SAVED?” ([Click to Hear](#))

Author: Lora Laycook

(Tune: “Wonderful Story of Love”)

[This song works best if half of class asks questions
and the other half responds.]

“What must I do to be saved?”
The question comes today.
“What must I do to be saved?”
O answer me, I pray.”

The Gospel of Christ, you must hear;
Believing, you then must repent.
Confess the name of our Savior,
Who down from heaven was sent.

CHORUS:

Be bap-tized, be bap-tized,
Be baptized, from your past sins you’ll be saved.

“THE FAMILY OF GOD” ([Click to Hear](#))

Author: Unknown

(Tune: “The Farmer in the Dell”)

The family of God, the family of God,
We grow in Jesus day by day,
The family of God.

The family of God, the family of God,
We learn God’s Word and pray each day,
The family of God.

“ON THE DAY OF PENTECOST” ([Click to Hear](#))

Author: Sarah Richey

(Tune: “If You’re Happy and You Know It”)

On the day of Pentecost, the Church began—Acts 2! (REPEAT)
Jesus died on the tree, from my sins to set me free,
On the day of Pentecost, the Church began—Acts 2!

In Jerusalem, when Peter preached the word—the first time! (REPEAT)
Many people did obey, all their sins were washed away.
In Jerusalem, when Peter preached the word—the first time!

When Peter said, “Repent and be baptized”—they obeyed! (REPEAT)
More than 3,000 souls, the Lord added to the Church.
When Peter said, “Repent and be baptized”—they obeyed!

“ACTS 2” ([Click to Hear](#))

Author: Lora Laycook

(Tune: “There’s a Fountain Free”)

Jesus said, “I’ll build, I will build My Church.”

It would be made up of all the saved.
And we read of this in Acts chapter 2,
And we know His life, He freely gave.

CHORUS:

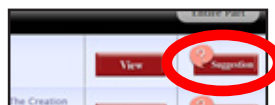
I will build, I will build My Church.
I will build, I will build My Church.
And He did, yes, He built His Church,
He built it for you and for me.

‘Twas at nine o’clock on a Sunday morn,
On that Pentecost of long ago.
Peter preached to them in Jerusalem,
And the Church of Christ began, we know.

(CHORUS)

*Author Unknown: Please contact us through the feedback button for this lesson if you are aware of any copyright information for this song.

*** IF YOU HAVE SUGGESTIONS PERTAINING TO THIS LESSON, PLEASE CLICK THE “SUGGESTION” BUTTON BESIDE THE BUTTON FOR THIS LESSON ON THE CURRICULUM WEB SITE.



Beginning of the Church; Baptism of 3,000

Acts 2



New Testament 7
Part 1: ABCs of Acts 1-6

WEDNESDAY EVENING

New Testament 7 [Class Attendance Sheet](#) provided in activity sheets (NOTE: The document is interactive, allowing the teacher to type in the Class, Teacher, and the children's names.)

SCRIPTURE REFERENCES:

Acts 2

MEMORY WORK:

YOUNGER CHILDREN: "Repent, and let every one of you be baptized" (Acts 2:38b).

OLDER CHILDREN: "Then Peter said to them, 'Repent, and let every one of you be baptized in the name of Jesus Christ for the remission of sins; and you shall receive the gift of the Holy Spirit'" (Acts 2:38).

Also help the children memorize the ABCs of Acts.

SONGS AND FINGERPLAYS (SEE END OF SUNDAY'S LESSON FOR WORDS):

A [song book](#) and [audio recordings](#) of many of the curriculum songs are available on the curriculum Web site.

- ["Who Did It First?"](#)
- ["On Pentecost"](#)
- ["One Body, The Church"](#)
- ["The Church Was Built by Christ"](#)
- ["What Must I Do to Be Saved?"](#)
- ["The Family of God"](#)
- ["On the Day of Pentecost"](#)
- ["Acts 2"](#)

LESSON VISUALS AND TEACHING AIDS (NOTE ANY DISCLAIMERS):

- See [AP's Pinterest page](#) for ideas on bulletin boards, visuals, crafts, etc. [DISCLAIMER: Pins may sometimes need to be adjusted to be Scriptural.]
- [ABCs of Acts 1-12](#) Bible fact cards (provided under "N.T. 7 Bible Facts")
- "Acts Chapter Summary" from ["Kids Prep 2"](#) CD by Jeff Miller
- "Summary of the Bible" from ["Kids Prep"](#) CD by Jeff Miller
- Pictures/drawings from any books listed under 3rd-4th Grader Pre-Class Activities/



Learning Centers

- Betty Lukens' felt pieces
- Acts 2:38 Poster: <http://store.bibleclassworkshop.com/shopexd.asp?id=355>
- Acts 2:38 Bookmark: <http://store.bibleclassworkshop.com/shopexd.asp?id=358>
- Acts 2 Blacklight Kit: <http://store.bibleclassworkshop.com/shopexd.asp?id=552>
- I Will Build My Church Posters: <http://store.bibleclassworkshop.com/shopexd.asp?id=343>
- Sin and Salvation Poster Set: <http://store.bibleclassworkshop.com/shopexd.asp?id=493>
- “The Beginning of the Church—Acts 2” (pp. 48-49) from *Creative Bible Teaching: Volume 2*, by Sarah Richey
- Pictures of families at different stages (wedding, first baby, children growing, etc.)
- Puppets (so children can re-tell story)
- Songs from “Sing a Story” Volume III (Book of Acts Stories Sung to Familiar Tunes), by Jewel Kendrick

PERSONAL APPLICATION:

When I am old enough, God wants me to be baptized to become a Christian and to be added to His Church.

INTRODUCTION:

Review [N.T. 7 Bible Fact Flash Cards](#) (provided under “N.T. 7 Bible Facts” on curriculum Web site)

POINTS TO EMPHASIZE:

1. Review Sunday's lesson. (See [N.T. 7 Review Questions](#) for example questions.)
2. With OLDER CHILDREN, continue talking about the Church as the Body of Christ and the Family of God. Draw a body shape on the board, labeling the head as “Jesus” (Colossians 1:18), and the rest of the body as “members” or “Christians.” Remind the kids that we are called “the Church of Christ” or “of God” (Romans 16:16; Acts 20:28) because we **belong** to Christ—not because we are “just another Church/Denomination” among many.
3. As the Family of God, we are to care for one another, help one another, and love one another like our own families. First graders and above can understand this concept.

PRE-CLASS ACTIVITIES/LEARNING CENTERS (TO BE USED AS CHILDREN ARE ARRIVING—BEFORE CLASS, AND UP TO THE FIRST FIVE MINUTES OF CLASS; OR AS HOMEWORK):

- See Sunday morning's lesson.

*** IF YOU HAVE SUGGESTIONS PERTAINING TO THIS LESSON, PLEASE CLICK THE “SUGGESTION” BUTTON BESIDE THE BUTTON FOR THIS LESSON ON THE CURRICULUM WEB SITE.

