

# The Beatles Complete Songbook



## Index

INTRODUCTION..... ERREUR ! SIGNET NON DEFINI.

PLEASE PLEASE ME .....8

I SAW HER STANDING THERE .....	8
MISERY.....	10
ANNA (GO WITH HIM).....	11
CHAINS.....	12
BOYS.....	13
ASK ME WHY.....	14
PLEASE PLEASE ME.....	15
LOVE ME DO.....	16
P.S., I LOVE YOU .....	17
BABY IT'S YOU.....	18
DO YOU WANT TO KNOW A SECRET .....	19
A TASTE OF HONEY.....	20
THERE'S A PLACE.....	21
TWIST AND SHOUT .....	22

**WITH THE BEATLES.....23**

IT WON'T BE LONG .....	23
ALL I'VE GOT TO DO.....	26
ALL MY LOVING .....	27
DON'T BOTHER ME .....	28
LITTLE CHILD.....	30
TILL THERE WAS YOU.....	31
PLEASE MR. POSTMAN.....	33
ROLL OVER BEETHOVEN .....	34
HOLD ME TIGHT .....	36
YOU'VE REALLY GOT A HOLD ON ME.....	39
DEVIL IN HER HEART.....	40
NOT A SECOND TIME .....	42
MONEY (THAT'S WHAT I WANT).....	43

**A HARD DAYS NIGHT.....45**

A HARD DAY'S NIGHT .....	45
I SHOULD HAVE KNOWN BETTER .....	47
IF I FELL .....	49
I'M HAPPY JUST TO DANCE WITH YOU.....	50
AND I LOVE HER .....	52
TELL ME WHY.....	54
CAN'T BUY ME LOVE .....	55
ANY TIME AT ALL .....	56
I'LL CRY INSTEAD.....	58
THINGS WE SAID TODAY .....	59
WHEN I GET HOME.....	60
YOU CAN'T DO THAT.....	61
I'LL BE BACK.....	62

**BEATLES FOR SALE.....63**

NO REPLY.....	63
I'M A LOSER .....	65
BABY'S IN BLACK .....	66
ROCK AND ROLL MUSIC .....	68
I'LL FOLLOW THE SUN.....	69
MR. MOONLIGHT .....	70
MEDLEY: KANSAS CITY – HEY, HEY, HEY, HEY .....	71
EIGHT DAYS A WEEK.....	72
WORDS OF LOVE.....	73
HONEY DON'T .....	75
EVERY LITTLE THING.....	77
I DON'T WANT TO SPOIL THE PARTY.....	79
WHAT YOU'RE DOING.....	80
EVERYBODY'S TRYING TO BE MY BABY.....	82

**HELP! ..... 85**

HELP! .....	85
THE NIGHT BEFORE .....	87
YOU'VE GOT TO HIDE YOUR LOVE AWAY.....	89
I NEED YOU .....	90
ANOTHER GIRL .....	91
YOU'RE GOING TO LOSE THAT GIRL.....	92
TICKET TO RIDE.....	93
ACT NATURALLY .....	94
IT'S ONLY LOVE .....	97
YOU LIKE ME TOO MUCH .....	98
TELL ME WHAT YOU SEE .....	100
I'VE JUST SEEN A FACE .....	102
YESTERDAY .....	104
DIZZY MISS LIZZIE .....	106

**RUBBER SOUL ..... 107**

DRIVE MY CAR.....	107
NORWEGIAN WOOD (THIS BIRD HAS FLOWN).....	110
YOU WON'T SEE ME .....	112
NOWHERE MAN.....	113
THINK FOR YOURSELF.....	115
THE WORD .....	116
MICHELLE .....	119
WHAT GOES ON.....	121
GIRL.....	123
I'M LOOKING THROUGH YOU.....	125
IN MY LIFE.....	127
WAIT .....	129
IF I NEEDED SOMEONE .....	130
RUN FOR YOUR LIFE.....	132

**REVOLVER ..... 133**

TAXMAN.....	133
ELEANOR RIGBY .....	135
I'M ONLY SLEEPING.....	136
LOVE YOU TO .....	137
HERE, THERE AND EVERYWHERE.....	138
YELLOW SUBMARINE.....	139
SHE SAID SHE SAID .....	140
GOOD DAY SUNSHINE .....	141
AND YOUR BIRD CAN SING.....	142
FOR NO ONE.....	144
DOCTOR ROBERT.....	145

I WANT TO TELL YOU .....	146
GOT TO GET YOU INTO MY LIFE.....	147
TOMORROW NEVER KNOWS .....	149

## **SGT. PEPPER'S LONELY HEARTS CLUB BAND.....150**

SGT. PEPPER'S LONELY HEARTS CLUB BAND.....	150
WITH A LITTLE HELP FROM MY FRIENDS .....	152
LUCY IN THE SKY WITH DIAMONDS .....	154
GETTING BETTER .....	156
FIXING A HOLE .....	157
SHE'S LEAVING HOME.....	159
BEING FOR THE BENEFIT OF MR. KITE .....	161
WITHIN YOU WITHOUT YOU .....	163
WHEN I'M SIXTY-FOUR .....	165
LOVELY RITA .....	166
GOOD MORNING GOOD MORNING .....	168
SGT PEPPER'S LONELY HEARTS CLUB BAND (REPRISE).....	170
A DAY IN THE LIFE .....	171

## **MAGICAL MYSTERY TOUR.....172**

MAGICAL MYSTERY TOUR .....	172
THE FOOL ON THE HILL .....	174
FLYING .....	176
BLUE JAY WAY .....	177
YOUR MOTHER SHOULD KNOW.....	179
I AM THE WALRUS.....	180
HELLO GOODBYE.....	182
STRAWBERRY FIELDS FOREVER .....	183
PENNY LANE.....	185
BABY, YOU'RE A RICH MAN .....	187
ALL YOU NEED IS LOVE .....	188

## **THE BEATLES, AKA THE WHITE ALBUM.....190**

BACK IN THE U.S.S.R. ....	190
DEAR PRUDENCE .....	193
GLASS ONION.....	195
OB-LA-DI OB-LA-DA .....	195
WILD HONEY PIE.....	196
THE CONTINUING STORY OF BUNGALOW BILL .....	198
WHILE MY GUITAR GENTLY WEEPS .....	199
HAPPINESS IS A WARM GUN .....	202
MARTHA MY DEAR .....	203
I'M SO TIRED.....	206
BLACKBIRD.....	206

PIGGIES .....	216
ROCKY RACCOON .....	219
DON'T PASS ME BY .....	221
WHY DON'T WE DO IT IN THE ROAD? .....	223
I WILL .....	223
JULIA.....	226
BIRTHDAY .....	230
YER BLUES .....	232
MOTHER NATURE'S SON.....	234
EVERYBODY'S GOT SOMETHING TO HIDE EXCEPT ME AND MY MONKEY .....	236
HELTER SKELTER .....	240
LONG LONG LONG .....	243
REVOLUTION 1 .....	244
HONEY PIE .....	249
SAVOY TRUFFLE.....	250
CRY BABY CRY.....	253
REVOLUTION 9.....	254
GOOD NIGHT .....	254

## YELLOW SUBMARINE ..... 255

YELLOW SUBMARINE.....	255
ONLY A NORTHERN SONG .....	255
ALL TOGETHER NOW .....	257
HEY BULLDOG .....	257
ALL YOU NEED IS LOVE .....	259
PEPPERLAND .....	259
SEA OF TIME .....	259
SEA OF HOLES .....	260
SEA OF MONSTERS.....	260
MARCH OF THE MANIES .....	260
PEPPERLAND LAID WASTE .....	260
YELLOW SUBMARINE IN PEPPERLAND.....	260

## ABBEY ROAD ..... 261

COME TOGETHER .....	261
SOMETHING .....	263
MAXWELL'S SILVER HAMMER .....	265
OH! DARLING.....	266
OCTOPUS'S GARDEN.....	268
I WANT YOU (SHE'S SO HEAVY) .....	269
HERE COMES THE SUN.....	273
BECAUSE.....	273
YOU NEVER GIVE ME YOUR MONEY .....	274

SUN KING .....	276
MEAN MR. MUSTARD .....	277
POLYTHENE PAM .....	278
SHE CAME IN THROUGH THE BATHROOM WINDOW .....	279
GOLDEN SLUMBERS .....	281
CARRY THAT WEIGHT.....	282
GOLDEN SLUMBERS - CARRY THAT WEIGHT - THE END.....	283
HER MAJESTY.....	286

## HEY JUDE.....287

CAN'T BUY ME LOVE .....	287
I SHOULD HAVE KNOWN BETTER .....	288
PAPERBACK WRITER.....	289
RAIN.....	290
LADY MADONNA.....	292
REVOLUTION.....	294
HEY JUDE .....	295
OLD BROWN SHOE.....	296
DON'T LET ME DOWN .....	297
THE BALLAD OF JOHN AND YOKO .....	298

## LET IT BE .....300

TWO OF US.....	300
DIG A PONY.....	301
ACROSS THE UNIVERSE .....	305
I ME MINE .....	308
DIG IT .....	311
LET IT BE .....	312
MAGGIE MAE.....	313
I'VE GOT A FEELING .....	313
ONE AFTER 909 .....	318
THE LONG AND WINDING ROAD.....	319
FOR YOU BLUE .....	321
GET BACK.....	323

## THE BEATLES PAST MASTERS 1 .....328

LOVE ME DO.....	328
FROM ME TO YOU .....	328
THANK YOU GIRL .....	329
SHE LOVES YOU .....	331
I'LL GET YOU.....	332
I WANT TO HOLD YOUR HAND.....	333
THIS BOY.....	335
KOMM, GIB MIR DEINE HAND.....	336

SIE LIEBT DICH .....	337
LONG TALL SALLY.....	339
I CALL YOUR NAME .....	340
SLOW DOWN .....	341
MATCHBOX .....	346
I FEEL FINE.....	346
SHE'S A WOMAN.....	349
BAD BOY.....	353
YES IT IS .....	356
I'M DOWN .....	357

## **THE BEATLES PAST MASTERS 2 .....360**

DAY TRIPPER .....	360
WE CAN WORK IT OUT.....	363
PAPERBACK WRITER.....	365
RAIN.....	365
LADY MADONNA.....	365
THE INNER LIGHT .....	365
HEY JUDE .....	368
REVOLUTION.....	368
GET BACK (WITH BILLY PRESTON).....	368
DON'T LET ME DOWN.....	368
THE BALLAD OF JOHN AND YOKO .....	368
OLD BROWN SHOE.....	368
ACROSS THE UNIVERSE.....	368
LET IT BE.....	368
YOU KNOW MY NAME (LOOK UP THE NUMBER) .....	368

## **OTHER HITS .....374**

TO KNOW HER IS TO LOVE HER (FROM THE BEATLES LIVE AT BBC) .....	374
FREE AS A BIRD (FROM ANTHOLOGY 1) .....	375
REAL LOVE (FROM ANTHOLOGY 2).....	377

## **MANY OF THESE SONGS WERE ORIGINALLY TABBED BY:.....381**

## **APPENDIX: GUITAR CHORDS .....382**





```

^      ^      ^      ^      ^      ^      ^      ^      ^      ^      ^      ^
E|-----|-----|-----4-4-----|
B|-----|-----3-----|-----3-3-----|
G|-----0-----|-----2-4-----4-2-0-----|-----4-4-----4-2-0-----|
D|-2-----0-2-----|-----|-----|-----|
A|-----2-----|-----|-----|-----|
E|-----|-----|-----|-----|

```

```

E|-----|-----|-----8-----|
B|-----|-----|-----|-----|
G|-----2-----|-----7-9-----|
D|-----0-2-----|-----2-4-----4-0-0-----|-----5-----7s9-----|
A|-2-----2-----|-----2-----|
E|-----|-----|-----|-----|
^      ^      ^      ^      ^      ^      ^      ^

```

```

E|-----10-----10-----|-----10-10-----|
B|-10b11-10b12-11b10-8-----|-----10h12-----10-|-----10h12-----12-10-8-----|
G|-----9-----|-----|-----9-----|
D|-----|-----|-----|-----|
A|-----|-----|-----|-----|
E|-----|-----|-----|-----|
^      ^      ^      ^      ^      ^      ^      ^

```

```

E|-----10-----|-----|
B|-----12-10-8-----|-----|
G|-----14-----|-----7-----|
D|-----7h9-----8p7-5-----|
A|-----|-----|
E|-----|-----|
^      ^      ^      ^      ^      ^

```

```

G|-----7-----|
D|-----5-----7h9-----|
A|-7-----7-----|-----5h7-----|
E|-----3-5-----5-|-----7-----|
^      ^      ^      ^      ^      ^

```

**[Bridge]**

Well my heart went boom when I crossed that room,  
 And I held her hand in mine...

**[Verse 4 - same as 3]**

Well we danced through the night, and we held each other tight,  
 And before too long I fell in love with her.  
 Now I'll never dance with another,  
 since I saw her standing there.

Since I saw her standing there,      Since I saw her standing there.

Sample Bass lines:

When chord is E	When chord is A	When chord is B
A ----- ----- ----- -----	A --0-0-4-0-7-0-5-4--	A -----6---9---7-6--
E --0-0-4-0-7-0-5-4--	E ----- -----	E --7-7---7---7-----

Suggested Chord forms:  
 E7 = x7675x      A7 = xx7685

\*\*\*\*\*

**Misery****{Intro:}**

```

      F                G   C                Am   G
e|--1-----0-----0-----3---
B|--1-----1-----1-----0---
G|--2-----0-----2-----0---
D|--3-----2-----2-----0---
A|--3-----3-----0-----0---
E|--1-----0---1---2---3-----3---
    The world is treat-ing me bad   Mi-se-ry

```

**{Verse 1:}**

```

C                F       C       F
I'm the kind of guy who never used to cry
      F                G   C       Am
The world is treating me bad misery
      C                F       C       F
I've lost her now for sure I won't see her no more
      F       G       C
It's gonna be a drag misery

```

**{Middle:}**

```

Am                C
I'll remember all the little things she's done

```

```

e|--3--1-0----- (piano on the released version...this was a guitar part in many
B|-----3-1---0----- early recordings. Also, this riff was repeated over the lyrics
G|-----2-0- "lonely one" in some early recordings I've heard)

```

```

Am                G
Can't she see she'll always be the only one, only one

```

**{Verse 2:}**

```

Send her back to me 'Cos everyone can see
Without her I will be in misery

```

**{Middle:}**

```

I'll remember all the little things she's done
She'll remember and she'll miss her only one, lonely one

```

**{Verse 3:}**

```

Send her back to me 'Cos everyone can see
Without her I will be in misery

```

**{Ending:}**

```

Am                C       Am
Oh, oh, oh In Misery Ooo Ooo
      C       Am                C       Am
My misery (la la la la la la) misery

```

\*\*\*\*\*

**Anna (Go With Him)**

(by Arthur Alexander)

**{Intro (play twice... also play over D-Bm sections of verses):}**

D	Bm
E  -10-----10-----10-10--10--  (10)-----10-10-10-10-10-	
B  -----7----- -----	
G  -----7--7----- -----	
D  -7-----7--8--9-- -(9)-----8--9--8--9--8--	
A  ----- -----	
E  ----- -----	
1        2        3        4	1        2        3        4

**{Verse 1:}**

D	Bm	D	Bm	D	Bm
Anna	you come and ask me	girl	to set you	free	girl
	D	Bm	Em	A7	
You	say he loves you	more than me	so I will	set you	free
D	Bm	D	Bm		
Go	with him	(Anna)	Go	with him	(Anna)

**{Verse 2:}**

D	Bm	D	Bm	D	Bm
Anna	girl before you	go now	I want you	to know	now
	D	Bm	Em	A7	
That	I still love	you so	but if he	loves you	more
D					
Go	with him				

**{Middle:}**

G					
All	of my life	I've been	searching	for a	girl
D					
To	love me	like I	love you	(2nd time "but let me tell you now")	
G					
But	every girl	I've ever	had	breaks my	heart and leave me sad
E7				A7	
What	am I	what am I	supposed	to do	oh...

**{Verse 3:}**

D	Bm	D	Bm		
Anna	just one	more	thing	girl	
	D	Bm	Em	A7	
You	give back	your ring	to me	and I will	set you free
D					
Go	with him				

**{Repeat Middle part}****{Repeat verse 3} then...****{Ending:}**

Bm	D	Bm			
(Anna)	Go	with him	(Anna)		
	D	Bm	D		
You	can go	with him	girl	(Anna)	Go with him

\*\*\*\*\*

**Chains**

by Gerry Goffin and Carole King

**{Verse 1:}**

**Bb** **Bb7** Bb 688766 Bb7 686766  
 Chains, my baby's got me locked up in chains,  
**Eb9** **Bb** Eb9 x65666  
 And they ain't the kind that you can see.  
**F7** **Eb9** F7 x 8 10 8 10 8  
 Woh-oh, these chains of lo-o-ove  
**Bb7** **F7\*** F7\* x8786x  
 got a hold on me. Yeah!

**{Verse 2:}**

Chains, well I can't break away from these chains,  
 Can't run around 'cause I'm not free.  
 Woh-oh, these chains of love  
**Bb7** **Bb7\*** Bb7\* 686796  
 won't let me be. Yeah!

**Bridge:**

**Eb7 (w/Ebsus9)** **Bb (w/Bb6)** **Bb7 Bb6 Bb**  
 I wanna tell you pretty baby, I think you're fine.  
**Eb7** **F7**  
 I'd like to love you, but darling, I'm imprisoned by these

**{Verse 3:}** repeat Verse 1**Bridge:**

Please believe me when I tell you, your lips are sweet.  
 I'd like to kiss them, but I can't break away from all of these

**{Verse 4:}** repeat Verse 1

**Bb** **Eb Ebm Bb**  
 Chains, Chains of love, Chains of love, Chains of lo-o- ove

Bb 688766  
 Bb7 686766  
 Bb6 68x786  
 Bb7\* 686796  
 Eb9 x65666  
 Ebsus9 x68666  
 F7 x 8 10 8 10 8  
 F7\* x8786x

\*\*\*\*\*

**Boys**

By Dixon/Farrell

{intro:}

E|--4-5-6- B7 A7 E7 B7

E E  
I've been told when I boy kiss a girl

E E  
Take a trip around the world

A7  
Hey hey (Bop Shoo-Wop Mmm Bop-Bop Shoo-Wop)

E7  
Hey hey (Bop Shoo-Wop Mmm Bop-Bop Shoo-Wop)

B7 A7  
Hey hey, yeah (Bop Shoo-Wop Mmm Bop-Bop Shoo-Wop)

E7 B7  
She said you do (Bop Shoo-Wop)

My girl says when I kiss her lips  
Gets a thrill through her fingertips

Hey hey

Hey hey

Hey yeah

She said you do

Well, I talk about boys (Yea yea Boys)

Don't you know I mean boys (Yea yea Boys)

Well, I talk about boys now (Yea yea Boys)

Aaaah boys (Yea yea Boys)

Well, I talk about boys now (Yea yea Boys)

What a bundle of joy

(Alright George!)

{Solo:}

{Repeat second verse:}

{Chorus:} to fade out

\*\*\*\*\*

**Ask Me Why**

**Intro:** [this little lick also used over some E chords during verses]

E  
 D|-----9--(9)--|---- strum chords throughout song with a "galloping" feel  
 A|--7-----|7-- such as D D U D U U D (Down & Up)  
 E|-----7-|---- 1 e + a 2 e + a 3 e + a 4 e + a  
 1 2 + 3 + 4 1

**Verse 1:**

E F#m7 G#m7 F#m7 E (w/intro lick then stop)  
 I love you (woo woo woo woo) 'cos you tell me things I want to know  
 E F#m7 G#m7 F#m7 E G#7  
 And it's true (woo woo woo woo) that it really only goes to show that I know  
 C#m Am F# B7 (stop)  
 That I, I, I, I should never never never be blue\_\_oo

**Verse 2:**

Now you're mine (yi, yi, yi, ine) my happiness near makes me cry  
 And in time (yi, yi, yi, ime) you'll understand the reason why that I cry  
 C#m Am E E+ (e.g., 076550)  
 It's not because I'm sad But you're the only love that I've ever had

**Bridge:**

A B7 E E+  
 I can't believe it's happened to me  
 A B7 E E E B(single note)  
 I can't conceive of any more misery

**Chorus:**

E F#m7 G#m7 A  
 Ask me why I'll say I love you  
 G#m7 A E (w/intro lick then stop)  
 And I'm always thinking of you

**Verse 3: (repeat verse 1)**

I love you (woo woo woo woo) 'cos you tell me things I want to know  
 And it's true (woo woo woo woo) that it really only goes to show that I know  
 C#m Am F# B7 (stop)  
 That I, I, I, I should never never never be blue\_\_oo

**Chorus:**

Ask me why I'll say I love you  
 G#m A E E+ (e.g., 076550)  
 And I'm always thinking of you

**Bridge:**

I can't believe it's happened to me  
 I can't conceive of any more misery

**Chorus:**

Ask me why I'll say I love you  
 And I'm always thinking of you oo oo oo oo \_\_\_\_\_

A/E E (w/intro lick)

you oo oo oo oo \_\_\_\_\_

A/E G#m7/B (x6447x - see right)

you oo oo oo oo \_\_\_\_\_

ending G#m7/B

B|-----7-4--4-----4--4--

G|----4-----4--4-----4--4--

D|---4-----6---6-----

A|--6-----6---6-----

\*\*\*\*\*

**Please Please Me**

opening riff

```
e----|----0---0---0---|0-----0-0-----|----0---0---0---|0-----0-0-----|
B----|----5---4---2---|0-----2-0-----|----5---4---2---|0-----2-0-----|
G----|-----|-----1---|-----|-----1---|
D----|-----|-----|-----|-----|
A-0h2|-----|-----0h2-|-----|-----0h2-|
E----|0-----|-----|0-----|-----|
      4   1   2   3   4   1   2   3   4   1   2   3   4   1   2   3   4
```

**E** **A E** **GG AA BB** (Bar Chords sound right)

Last night I said these words to my girl

**A E**  
I know you never even try girl.

```
D-----2-2--
A-----2
E-0-0-----
```

**A** **F#m** **C#m** **A**  
Come on, (come on), come on, (come on), come on, (come on), come on, (come on),  
**E** **A** **B** **E**  
Please please me, oh yeah, like I please you.

Tablature of vocal harmony parts

```
E-----7-----7-----7-----
B---10-----9-----9-----7h9--5-----5-----4-----4-----0-----
G---(9)-----6-----6-----4-----2-----1-----
D---9-----9-----9-----9-----7-----4-----4-----4-----2-----
      Please please me, whoa yeah, like I please you.
```

You don't need me to show the way, love.  
Why do I always have to say, love?  
Come on, (come on), come on, (come on), come on, (come on), come on, (come on),  
Please please me, oh yeah, like I please you.

**A**  
I don't want to sound complainin',

**B7** **E** **Esus E**  
But you know there's always rain in my heart. (In my heart)

**A** **B7** **E** **A**  
I do all the pleasin' with you, it's so hard to reason with you, wo yeah,

**B7** **E**  
Why do you make me blue?

Last night I said these words to my girl:  
I know you never even try girl.  
Come on, (come on), come on, (come on), come on, (come on), come on, (come on),  
**E** **A** **B** **E** **A** **B** **E**  
Please please me, oh yeah, like I please you, oh yeah, like I please you,

**A** **B** **E** **G** **C** **B7** **E**  
Oh yeah, like I please you \_\_\_\_\_.

\*\*\*\*\*

**Love Me Do**

{guitar approximation of Harmonica intro}

```

      G              C
e|-1-----0-----|-----|
B|-0-----0-----|-3-----1---1-1---|
G|-0-----0-----|-0---0-0---0-0---| play 2x
D|-0-----0-----|-2---2-2---2-2---|
A|-2-----2-----|-3---3-3---3-3---|
E|-3-----3-----|-----|
   ^   ^   ^   ^   ^   ^   ^   ^   ^   ^

      G              C              G              C
e|-1-----0-----|-----|-----|-----|
B|-0-----0-----|-3-1-----1-0-|-----|-----|-----|
G|-0-----0-----|-0---0-0---0-0-0-|-0---0---0---0---|-----|
D|-0-----0-----|-2---2-2---2-2---|-0---0---0---0---|-----|
A|-2-----2-----|-3---3-3---3-3---|-2-----2-----|-----|
E|-3-----3-----|-----|-----|-----|
   ^   ^   ^   ^   ^   ^   ^   ^   ^   ^   ^   ^

```

**{verse 1}** (all verses are the same words)

```

      G              C
Love, love me do
      G              C
You know I love you
      G              C
I'll always be true
      C C/G      C C/G  C  (stop)
So ple-ee-ee-ease...
n.c.      G      C      G      C  (with intro harmonica over G C G C chords)
Love me do   Whoa oh   Love me do

```

**{verse 2}**

Same as Verse 1

**{Bridge}**

```

      D              C              G
Someone to love, somebody new
      D              C              G  (stop)
Someone to love, someone like you

```

**{verse 3}**

Same as Verse 1

**Harmonica solo:** Bridge progression then

| G /// | G /// | G /// | G / D / |

**{verse 4}**

Same as Verse 1

```

      G              C              G              C              G              C
Yea, Love me do, Ho oh love me do, yeah love me do...

```

\*\*\*\*\*



**P.S., I Love You**

Chord hint: C#7: x4342x

**Chorus:**

G C#7 D G C#7 D  
 As I write this letter, send my love to you  
 G C#7 D A7 D  
 Remember that I'll always be in love with you.

**Verse 1:**

D Em D  
 Treasure these few words till we're together,  
 A Bm A Bb Bb C D  
 Keep all my love forever. P.S. I love you, you you you.

**Verse 2:**

D Em D  
 I'll be coming home again to you love,  
 A Bm A Bb Bb C D  
 And till the day I do love, P.S. I love you, you you you

**Chorus:**

G D G D  
 As I write this letter, send my love to you  
 G D D A7 D  
 Remember that I'll always be in love with you.

**repeat Verse 1:**

Treasure these few words till we're together,  
 A Bm A Bb Bb C D  
 Keep all my love forever. P.S. I love you, you you you.

**Chorus: (with vocal ad-lib)**

G D  
 As I write this letter, (oh oh oh)  
 G D  
 send my love to you, (you know I want you to)  
 G D  
 Remember that I'll always (yeah)  
 D A7 D  
 be in love with you.

**repeat Verse 2:**

D Em D  
 I'll be coming home again to you love,  
 A Bm A Bb Bb C D  
 And till the day I do love, P.S. I love you, you you you  
 Bb C D  
 you you you

Bb C D DDDDD  
 I love you.

\*\*\*\*\*

**Baby It's You**

By David/Bacharach/Williams

## Intro

G Sha la la la la la la la (play 3x stop on 3<sup>rd</sup> Em)

## Verse 1:

(Sha la la la la) C It's not the way you smile

that touched my heart. G (Sha la la la la)

C It's not the way you kiss

that tears me apart. G

Em Wo oh, Many, many, many nights go by

Am I sit alone at home I cry over you. G What can I do? Em

C Can't help myself D7 (stop) G 'cause baby it's you.

## Chorus:

(Sha la la la la la la la) Em Baby it's you. G

(Sha la la la la la la la) Em Sha la la la la C

## Verse 2:

You should hear what they say about you, cheat, cheat

They say, they say you never never never ever been true

Wo ho, It doesn't matter what they say

I know I'm gonna love you any old way

G What can I do? Em And it's true.

C Don't want nobody, D7 nobody (stop) G 'Cause baby it's you.

## Chorus:

(Sha la la la la la la la) Em Baby it's you. G

(Sha la la la la la la la) Em (Guitar solo starts)

## Solo:

Chords: | C | D | G | G | C | D | G | G |

## Verse 2: (starting from middle)

Wo ho, It doesn't matter what they say

I know I'm gonna love you any old way

What can I do when it's true?

Don't want nobody, nobody

'Cause baby it's you.

## Chorus:

(Sha la la la la la la la) Em Baby it's you. G (Sha la la la la la la la) Em

Don't leave me all alone G (Sha la la la la la la la) Em Come on home G (fades)

\*\*\*\*\*

**Do You Want To Know a Secret****Intro:**

Em Am Em  
 You'll never know how much I really love you  
 G F B B6  
 You'll never know how much I really care

D|-----0---1---|  
 A|-2-2h4p2---2---2-|

**Verse 1:**

E G#m-Gm-F#m B7 E G#m-Gm-F#m  
 Listen, do you want to know a secret?  
 B7 E G#m-Gm - F#m Cdim (x34x45)  
 Do you promise not to tell? Wo oo oh oh  
 E G#m-Gm-F#m B7 E G#m-Gm-F#m  
 Closer let me whisper in your ear  
 B7 A B7  
 Say the words you long to hear  
 C#m F#m B7  
 I'm in love with you ah oo oo oooo oooo

**Verse 2:**

E G#m-Gm- F#m B7 E G#m-Gm- F#m  
 Listen (do dah do) do you want to know a secret? (do dah do)  
 B7 E G#m-Gm- F#m Cdim (x34x45)  
 Do you promise not to tell? Wo oo oh oh  
 E G#m-Gm-F#m B7 E G#m-Gm-F#m  
 Closer (do dah do) let me whisper in your ear (do dah do)  
 B7 A B7  
 say the words you long to hear  
 C#m F#m B7  
 I'm in love with you ah oo oo oooo oooo

**Bridge:**

A F#m C#m Bm  
 I've known a secret for the week or two  
 A F#m C#m Bm F#m B7  
 Nobody knows just we two

**repeat Verse 2:**

Listen (do dah do) do you want to know a secret? (do dah do)  
 Do you promise not to tell? Wo oo oh oh  
 Closer (do dah do) let me whisper in your ear (do dah do)  
 say the words you long to hear  
 I'm in love with you ah oo oo oooo oooo  
 C#m F#m B7 C#m  
 I'm in love with you oo oo oo oooo oooo  
 F#m B7 C#m  
 oo oo oo oooo oooo  
 F#m B7 C#m  
 oo oo oo oooo oooo

\*\*\*\*\*

**A Taste of Honey**

Scott-Marlow (performed by Beatles 1962)

{in free time}

{begin 3/4 time}

**F#m** **A** **E** **F#m** **F#m** **F#m**  
 A taste of honey, tasting much sweeter than wine

**{Verse 1:}**

**F#m** **C#aug/F#** **F#m7** **B**  
 E|----|---2----|---1----|---0----|-----|  
 B|-2--|--2---2--|--2---2--|--2---4--|---4-(2)-| (repeat without these)  
 G|---2|-2-----2|-2-----2|-2-----4|---4---(2) (notes in parentheses)  
 D|----|4-----|3-----|2-----|---4-----|  
 A|----|-----|-----|-----|2-----|  
 ^ ^ ^ ^ ^ ^ ^ ^ ^ ^ ^ ^

I dream of...

**F#m** **C#aug/F#** **F#m7** **B**  
 I dream of your first kiss and then  
 I feel upon my lips again  
**F#m**

A taste of honey (A Taste of Honey)

**A** **E** **F#m** **Bm** **F#m** **Bm** **F#m**  
 tasting much sweeter than wine

**{Chorus:}**

**F#m7** **B** **F#m7** **B**  
 I will return, yes I will return  
**A** **E** **F#m** **F#m** **F#m**  
 I'll come back for the honey and you.

**{Verse 2:}**

Yours was the kiss that awoke my heart  
 There lingers still, 'though we're far apart,  
 That taste of honey (A Taste of Honey)... tasting much sweeter than wine.

**{Chorus:}**

**F#m7** **B** **F#m7** **B**  
 Oh, I will return, yes I will return  
**A**  
 I'll come back... (He'll come back...)  
**E**  
 for the honey... (For the honey...)  
**F#m** **Bm** **F#m** **Bm** **F#m** **Bm** **F#** (yes, F# Major)  
 and you.

\*\*\*\*\*

**There's A Place****Guitar Intro:** (play 2x, stop on A 2nd time)

E ^ ^ ^ A ^ ^ ^ E ^ ^ ^ A (stop)  
 E|-----|-----|-----|  
 B|-4-----5-4-|-2-----|4-----5-4-|-2-

A (stop) (no chord) E  
 A|-----|-----4-2-0-----|-----|  
 1 2 3 4 1 2 3 4 1 ^ ^ ^  
 Ther\_er\_er\_ere is a place...

**Verse 1:**

(no chord) E  
 There\_\_ is a place  
 A E  
 Where I can go  
 A E  
 When I feel low  
 C#m B  
 When I feel blue

3 4 1 2 3 4 1  
 E|-----4---6-----|-----|  
 B|-7-----G#m---|-A-----|  
 And it's my mi\_\_ind  
 E A  
 and there's no ti\_\_ime  
 F#m C#m  
 When I'm alone.

**Verse 2:**

I\_\_ think of you  
 and things you do  
 Go 'round my head  
 the things you've said  
 A (2 meas.) B (2 meas.)  
 Like I love\_\_ only you

C#m F#7  
 In my mind there's no sorrow  
 E G#  
 Don't you know that it's so  
 C#m F#7  
 There'll be no sad to tomorrow  
 E G# C#m (stop)  
 Don't you know that it's so

**Verse 3:**

There\_\_ is a place Where I can go When I feel low When I feel blue  
 And it's my mind and there's no time  
 When I'm alone.

**Verse 3:**

E A  
 There's a place (4x with E and A as in Guitar intro with harmonica melody)

\*\*\*\*\*

**Twist and Shout**

Bass **A B C# D D G G AAAAAA** play 2x  
 Chords **D G A**

**Chorus 1:**

Well shake it up baby now (Shake it up baby)  
 Twist and shout (Twist and shout)  
 Come on, come on, come on, come on baby now (Come on baby)  
 Come on and work it on out (Work it on out)

**Verse 1:**

Well work it on out (Work it on out)  
 you know you look so good (Look so good)  
 You know you got me goin' now, (Got me goin')  
 just like you knew you would (Like you knew you would)

Well shake it up baby now (Shake it up baby)  
 Twist and shout (Twist and shout)  
 Come on, come on, come on, come on baby now (Come on baby)  
 Come on and work it on out (Work it on out)

**Chorus: repeat****Verse 2:**

You know you twist it little girl, (twist it little girl)  
 you know you twist so fine (twist so fine)  
 Come on and twist a little closer now, (twist a little closer)  
 and let me know that you're mine (let me know that you're mine)

**Instrumental break:**

play 4x

E	----- -----
B	-----3---2- -----
G	-----4-4---2- -----2-4-2-----
D	4-----4-5----- -----2-5-4-----
A	5-----5----- -----
E	----- -----
	1 2 3 4   1 2 3 4

**A**  
 Ahh Ahh Ahh Ahh Ahh

**Chorus: repeat****Verse 2: repeat**


Well shake it shake it shake it baby now (Shake it up baby)  
 Well shake it shake it shake it baby now (Shake it up baby)  
 Well shake it shake it shake it baby now (Shake it up baby)

**A**  
 Ahh Ahh Ahh Ahh Ahh

A Bb B C C# D D9  
 \*\*\*\*\*

## With the Beatles

22 November 1963 UK (Parlophone)



### *It Won't Be Long*

#### Intro:

C#m  
 It won't be long Yeah (yeah) Yeah (yeah) Yeah (yeah)  
E  
 It won't be long Yeah (yeah) Yeah (yeah) Yeah (yeah)  
C#m A Edim/A E  
 It won't be long Yeah (yeah) till I belong to you  
(Edim/A x0532x)

Fill 1: (Played Twice)

E  
 E|-----|  
 B|-----|  
 G|-----|  
 D|-----2---1-----|  
 A|-----2h4-2-----|  
 E|-0-----3b-----|  
   ^          ^          ^          ^

#### Verse 1:

E C E  
 Every night when everybody has fun (Fill 1)  
E C E  
 Here I am sitting all on my own (Fill 1) (then Fill 2, below)

Fill 2:

E  
 E|-----|  
 B|-----|  
 G|-----|  
 D|-----2---1-----|  
 A|-----2/4-2-----2---|  
 E|-0-----4-----|  
   ^          ^          ^          ^

"It won't be..."

## Chorus:

C#m  
 It won't be long Yeah (yeah) Yeah (yeah) Yeah (yeah)  
 E  
 It won't be long Yeah (yeah) Yeah (yeah) Yeah (yeah)  
 C#m A Edim/A E  
 It won't be long Yeah (yeah) till I belong to you (Fill 1 two times)

## Bridge:

E D#aug  
 Since you left me I'm so alone,  
 (You left me \_\_\_\_\_)  
 Bm/D C#7  
 Now you're coming you're coming on home  
 (on my own \_\_\_\_\_ Now you're coming on  
 A B7  
 I'll be good like I know I should  
 Home \_\_\_\_\_ Yes, I should )  
 F#7 B7  
 You're coming home you're coming home  
 (You're coming home \_\_\_\_\_)

\*Background harmonies (Paul and George in octaves)

(You\_\_ left me\_\_ on my own\_\_ Now you're coming on Home\_\_

G# G G G G F# F F F F F E

Yes, I should You're coming ho-oh-ome \_\_\_\_\_)

Eb Eb Eb EB Eb Eb E F F#

## Verse 2:

E C E  
 Every night the tears come down from my eyes (Fill 1)  
 E C E  
 Every day I've done nothing but cry (Fill 1) (Fill12)

## Chorus:

## Bridge:

## Verse 3:

E C E  
 Every day we'll be happy I know (Fill 1)  
 E C E  
 Now I know that you won't leave me no more (Fill 1) (Fill12)

## Chorus:

C#m  
 It won't be long Yeah (yeah) Yeah (yeah) Yeah (yeah)  
 E  
 It won't be long Yeah (yeah) Yeah (yeah) Yeah (yeah)  
 C#m A Edim/A  
 It won't be long Yeah (yeah) till I belong to \_\_\_\_  
 G F# F Emaj7



You \_\_\_\_\_ Woooo

Chord Tips for Bridge

E: x79684

D#aug: x65443

Bm/D: x5443x

C#7: x4342x

Last chord

Emaj7: 022444

\*\*\*\*\*

---

**All I've Got To Do**

Opening chord: Eadd9/aug5/sus4 !! = x76575

```

E|-----5-----|
B|-----7-----|
G|----5-----|
D|---6-----|
A|-7-----|
E|-----|

```

**{Verse 1}**

```

           C#m           E
Whenever I__ want you around, yeah,
           C#m           F#m
All I gotta do__, is call you on the phone,
And you'll come running home,
           Am           E (2 3 4 | stop 2 3 4 | )
Yeah that's all I gotta do.           (and when)

```

**{Verse 2}**

```

And when I__, I wanna kiss you yeah,
All I gotta do__ is whisper in your ear
the words you long to hear,
And I'll be kissing you.

```

**{Chorus:}**

```

           A
And the same goes for me, whenever you want me at all,
           C#m
I'll be here, yes I will, whenever you call,
           A           E           C#m
You just gotta call on me, yeah,
           A           E (2 3 4 | stop 2 3 4 | )
You just gotta call on me.           (and when)

```

**{Verse 3}**

```

And when I__, I wanna kiss you, yeah,
All I gotta do__ is call you on the phone,
and you'll come running home,
Yeah that's all I gotta do.

```

**{Chorus:}**

```

And the same goes for me, whenever you want me at all,
I'll__ be here, yes I will, whenever you call,
You just gotta call on me, yeah,
           A           E
You just gotta call on me, oh oh oh,
           A           E (repeat & fade)
You just gotta call on me.

```

```

           C#m           E
Hm-m m m m m m-m-m m-m m m m

```

Chord hints

C#m x46654

E\* 076454

F#m 244222

Am x02210

\*\*\*\*\*

**All My Loving**

**VERSE 1:**

F#m B  
 Close your eyes and I'll kiss you  
E C#m  
 Tomorrow I'll miss you  
A F#m D B7  
 Remember I'll always be true  
F#m B7  
 And then while I'm away  
E C#m  
 I'll write home every day  
A B7 E  
 And I'll send all my loving to you

**VERSE 2:**

I'll pretend that I'm kissing  
 the lips I am missing  
 And hope that my dreams will come true  
 And then while I'm away  
 I'll write home every day  
 And I'll send all my loving to you

**CHORUS:**

C#m C+ E  
 All my loving I will send to you  
C#m C+ E  
 All my loving, darling I'll be true

**SOLO:**

```

-
e|-----|-----5-----5-----|-----9-----7-----5-----|-----4-----|-----7-----|
B|-----|-----8-----5-----5-----|-----9-----8-----6-----|-----4-----|-----9-----8-----|
G|-----|-----6-----6-----6-----|-----9-----8-----6-----|-----4-----|-----9-----8-----|
D|---2---|-----5-----|-----|-----6-----|-----|-----6-----|-----6-----|
A|-----|-----7-----|-----|-----|-----|-----|-----|-----|
E|-----0---2---4---|-----5-----5-----|-----|-----|-----|-----|
   1  2  3  4     1  2  3  4     1  2  3  4     1  2  3  4     1  2  3  4

|-2-----2-----|-----9-----9-----|-----0-----0-----0-----|-----|
|------2-----|-----10-----10-----|-----0-----0-----0-----|-----|
|-2-----2-----|-----11-----11-----|-----1-----01-----01-----|-----|
|------4-----|-----11-----11-----|-----|-----|-----2-----|
|------|-----|-----|-----|-----|
|------|-----|-----|-----|-----|
  
```

**VERSE 1: repeat**

**CHORUS: repeat**

**Ending:**

C#m E C# C+ E  
 All my loving, all my loving Whoo hoo ... All my loving, I will send to you

{chord shapes for verse}

F#m : x x x 2 2 2      B : x x x 4 4 2      E : x x x 4 5 4      C#m : x x x 6 5 4  
 A : x x x 6 5 5      F#m : x x x 2 2 2      D : x x x 2 3 2      B7 : x x x 2 0 2

{chord shapes for chorus}

C#m : x 4 6 6 5 4      Eaug: x x 6 5 5 4      E : x 7 6 4 5 4

\*\*\*\*\*

**Don't Bother Me****Intro:**

```

      D                               Em   Em
E|-2-----2--|-----|-----| -0--|-0--|
B|-3-----3--|-----3----|----0-----| -0--|-0--|
G|-2-----2--|-----0----|----0-----| -0--|-0--|
D|-0-----4----|-2-----0----|----2-----| -2--|-2--|
A|-----|-----|-----2--| -2--|-2--|
E|-----|-----| -0-----0----| -0--|-0--|
  ^   ^   ^   ^   ^   ^   ^   ^   ^   ^   ^   ^

```

**Verse 1:**

```

Em                               Bm
  Since she's been gone
      A7           G   G7
  I want no one to talk to me
Em                               Bm           A7
  It's not the same but I'm to blame
      D           G
  It's plain to see
      Em                               A                               Em
  So go away And leave me alone   Don't bother me

```

**Verse 2:**

```

Em                               Bm
  I can't believe
      A7           G   G7
  That she would leave me on my own
Em                               Bm           A7
  It's just not right where every night
      D           G
  I'm all alone
      Em                               A                               Em
  I've got no time For you right now   Don't bother me

```

**Bridge:**

```

Em                               D                               Em
  I know I'll never be the same
      D                               Em
  If I don't get her back again
      Bm                               Am
  Because I know she'll always be
      C                               Em
  The only girl for me

```

**Verse 3:**

```

Em                               Bm
  But till she's here
      A7           G   G7
  Please don't come near Just stay away
Em                               Bm           A7
  I'll let you know when she's come home
      D           G
  Until that day
      Em                               A                               Em
  Don't come around leave me alone don't bother me

```

**Solo:**

```

                               Bm
E|-7-----|-----|

```

```

B| -8-----4-----|
G| -9-----0--2---2--| -/4---4---0h4-----|
D| -9-----2-----|
A| -7-----|
E| -----|
    ^       ^       ^       ^       ^       ^       ^       ^

```

**A7**

**G7**

```

E| -----3--5-5b7-5--3-----|
B| -----5-----| ---5-----5--5-3h5p3-----|
G| -----|
D| -----|
A| -----|
E| -----|
    ^       ^       ^       ^       ^       ^       ^       ^

```

**E7**

**Bm**

```

E| -----|
B| -----3--3-----|
G| -4-----0--2---2--| -/4---4--2--4-----|
D| ---2-----2-----|
A| -----|
E| -----|
    ^       ^       ^       ^       ^       ^       ^       ^

```

**A7**

**D**

**G**

```

E| -----|
B| -3/5---5---5p3-----|
G| -----4---2---| -4---4---4\2-----|
D| -----5---2|
A| -----|
E| -----|
    ^       ^       ^       ^       ^       ^       ^       ^

```

**G**                      **Em**                      **A**                      **Em**  
 I've got no time for you right now      Don't bother me

**Bridge:**

**Em**                      **D**                      **Em**  
 I know I'll never be the same  
                          **D**                      **Em**  
 If I don't get her back again  
                          **Bm**                      **Am**  
 Because I know she'll always be  
                          **C**                      **Em**  
 The only girl for me

**Verse 4: (repeat Verse 3)**

But till she's here  
 Please don't come near Just stay away  
 I'll let you know when she's come home  
 Until that day  
 Don't come around leave me alone don't bother me

**Coda:**

**A**                      **Em**                      **A**                      **Em**  
 Don't bother me                      Don't bother me  
**A**                      **Em**                      **A**                      **Em**  
 Don't bother me                      Don't bother me

\*\*\*\*\*

**Little Child****Intro:**

Harmonica part tabbed for guitar

```

      E           A           E9           E7
E|-0-----|-----| -14-----|-----7-----7-----|
B|-12-----|-10-----|-15-----|-----9-----9-----|
G|-13-----|-9-----|-13-----|-----7-----7-----|
D|-14-----|-11-----|-14-----|-----9-----9-----|
A|-----|-----|-----|-----7-----7-----|
E|-----|-----|-----| -0-0-----|
      ^ ^ ^ ^   ^ ^ ^ ^   ^ ^ ^ ^   ^   ^   ^

```

**{Intro CHORUS} - (last line has no E chord)****E7**

Little Child, Little Child,

```

           A           E
Little Child won't you dance with me?

```

```

B7           A
I'm so sad and lonely

```

```

F#           B7       B|-----3-5-----|
Baby take a chance with me G|-----4-4-----|
                        ^   ^   ^   ^

```

**{CHORUS}**

```

Little Child, Little Child,
Little Child won't you dance with me?
I'm so sad and lonely

```

```

F#7           B7           E7
Baby take a chance with me

```

**{VERSE 1}**

```

E7           B7
If want someone to make you feel so fine
           E           E7/G#
Then we'll have some fun when you're mine, all mine
           F#7           B7
So come on, come on, come on

```

**{repeat CHORUS }****Harmonica Instrumental:**

```

| E7 | E7 | E7 | E7 | A7 | A7 | E7 | B7 | F# | B7 |

```

**{ VERSE 2 }**

```

E7           B7
When your by my side you're the only one
           E           E7/G#
Don't you run and hide, Just come on come on
           F#7           B7
So come on, come on, come on

```

**{repeat CHORUS }**

```

F#7           B7           E           C#m7
Baby take a chance with me oh yeah
Baby take a chance with me oh yeah
Baby take a chance with me oh yeah

```

\*\*\*\*\*

**Till There Was You**

F 133211  
 F#dim 2x1212  
 Gm 355333  
 C9 x32333

Intro

```

-1-----|-----|-----|-----
--1-----|-----|---3-----|-----
----2-----|-----|---3-----|-----
-----|---4-----|-----5-----|-----
-----|-----|-----|---3-----
-----|-----|-----|-----

F      F#dim      Gm      C9
    
```

There were bells on a hill  
 But I never heard them ringing  
 No I never heard them at all  
 Till there was you

```

G|---|---3---|-----|
D|-3-|-5---5-|-----|
A|---|-----|---3-----|
      Gm      C9
    
```

There were birds in the sky  
 But I never saw them winging  
 No I never saw them at all  
 Till there was you

Then there was music and wonderful roses  
 They tell me in sweet fragrant meadows of dawn and dew

There was love all around  
 But I never heard it singing  
 No I never heard it at all  
 Till there was you

Then the solo. It's played by two guitars, so I tried to merge the lines

```

-----|---1-----|-----|-----|-----|---3-5-3-|-5-3-5-3-|
-----|---1---3-1-|-----|-----1-4---|-1h3-1-----|---3-3-3-|-3-3-3-3-|
-2-3-|-----|---3-2-0---|---2-----|-----3-2-|-3-3-3-3-|-3-3-3-3-|
-----|-----|-----3-|-4-----|-----|-----|-----|
-----|-----|-----|-----|-----|-----|-----|
-----|-----|-----|-----|-----|-----|-----|

F      B7/9- (1)      Gm
    
```

```

---6-8-6-|-8-6-8-6-|-- -10-|-8--7---|-6--|-8----|-1-1---|-----|
---6-6-6-|-6-6-6-6-|-- -10-|-10-9---|-8--|-10---|-----1-|-----|
-6-6-6-6-|-6-6-6-6-|-- -10-|-9--8---|-7--|-9----|-----|-2---|
-----|-----|-10-- -|-10-9---|-8--|-8----|-----|-----|
-----|-----|-----|-----|----|-10---|-----|---0-|
-----|-----|-----|-----|----|-8----|-----|-----|

```

**Bbm F Am G#m Gm C13 F**

```

-----|-----
-----|-----6-
-----|-----5---
---1-4----|-7-----
-3-----|-----
-----|-----

```

**F9 Then there was**

**Bb Bbm F**  
**music and wonderful roses**  
**D Gm Gm7+ G7 C7 (\*2) C9 Caug5**  
**They tell me in sweet fragrant meadows of dawn and dew**

**F F#dim**  
**There was love all around**  
**Gm Bbm**  
**But I never heard it singing**  
**F Am7 G#m7 Gm7 C9**  
**No I never heard it at all**  
**F**  
**Till there was you**

**C E7/B C7 (1) F C# F Fmaj7**  
**Tiiiiiiiiill there was youuuuuuuuuuuuuuu**

```

1|111111| |--1111| |-----| 3|111111| |=====| 6|111111|
|---2---| 2|2--3-4| 8|111111| |-----| |-----| |-----|
|-34---| |-----| |-----| |-34---| |--1---| |-34---|
|-----| |-----| |--3-4-| |-----| |-2-34-| |-----|
F F#dim F7 Gm C9 Bbm

```

```

5|111111| 4|111111| 6|111111| 2|111111| 3|111111| 3|111111|
|-----| |-----| |---2---| |---2---| |--2---| |---2---|
|-3---| |-3---| |-34---| |--3---| |-3---| |-3---|
|-----| |-----| |-----| |-4---| |-----| |-----4-|
Am7 G#m7 Bb D Gm7+ G7

```

```

|=====| 3|111111| |=====| 8|111111| 4|111111| |==x==0|
|---1-| |-----| |---12-| |---3---| |-----| |1---2-|
|--2---| |--3-4-| |--3---| |-2---4-| |--234-| |---3---|
|-3-4---| |-----| |-4---| |-----| |-----| |-4---|
C7 (1) C7 (*2) Caug5 C13 C# Fmaj7

```

\*\*\*\*\*



## Please Mr. Postman

### INTRO

C#m

(Wait!) Oh yes, wait a minute Mister Postman

F#m

(Wait!) Waa--aa-aaaaa-----ait Mister Postman (A|-----4-3-2-|-0---|)  
 ^ ^ ^ ^ | ^

### CHORUS

A

Mister postman look and see (oh yeah)

F#m

Is there a letter in your bag for me? (Please, please, mr postman)

D

I've been waiting a long long time (woah yeah)

E

Since I heard from that girl(gal) of mine

### VERSE 1

A

There must be some word today

F#m

From my girlfriend so far away

D

Please Mr. Postman look and see

E

If there's a letter, a letter for me

### Verse 2

I've been standing waiting mister postman

So-oh-oh patiently

For just a card or just a letter

Saying she's returning home to me

### CHORUS

### Verse 3

So many days you pass me by

See the tear standing in my eye

You didn't stop to make me feel better

By leaving me a card or a letter

### CHORUS

### Outro

You gotta wait a minute, wait a minute (oh yeah)

Wait a minute, wait a minute (You gotta)

Wait a minute, wait a minute

Check it and see one more time for me (You gotta)

Wait a minute, wait a minute (oh yeah)

Wait a minute, wait a minute (oh yeah)

Mister po-oo---ooo--stman,

Deliver de letter the sooner the better

Wait a minute, wait a minute etc.....

\*\*\*\*\*

**Roll Over Beethoven**

Chuck Berry

**Verse 1:**

D  
 I'm gonna write a little letter,  
     G                                    D  
 Gonna mail it to my local DJ.  
     G  
 It's a rockin' rhythm record  
                                     D  
 I want my jockey to play.  
     A                                    G                                    E  
 Roll over Beethoven, I gotta hear it again today.

**Verse 2:**

You know, my temperature's risin'  
 And the jukebox blows a fuse.  
 My heart's beatin' rhythm  
 And my soul keeps on singin' the blues.  
 Roll over Beethoven and tell Tchaikovsky the news.

**Verse 3:**

I got the rockin' pneumonia,  
 I need a shot of rhythm and blues.  
 I think I'm rollin' arthritis  
 Sittin' down by the rhythm review.  
 Roll over Beethoven rockin' in two by two.

**BRIDGE:**

D  
 Well, if you feel you like it  
 D  
 Go get your lover, then reel and rock it.  
 D                            G  
 Roll it over and move on up just  
 G                            D  
 A trifle further and reel and rock it, roll it over,  
 A                            G                                    D  
 Roll over Beethoven rockin' in two by two.

**Verse 4:**

Well, early in the mornin' I'm a-givin' you a warnin'  
 Don't you step on my blue suede shoes.  
 Hey diddle diddle, I am playin' my fiddle,  
 Ain't got nothin' to lose.  
 Roll over Beethoven and tell Tchaikovsky the news.

**Verse 5:**

You know she wiggles like a glow worm,  
 Dance like a spinnin' top.  
 She got a crazy partner,  
 Oughta see 'em reel and rock.  
 Long as she got a dime the music will never stop.

D  
 Roll over Beethoven,  
 Roll over Beethoven,

G

Roll over Beethoven,

D

Roll over Beethoven,

A

D

Roll over Beethoven and dig these rhythm and blues.

(end lick)

```

e -----|-----10----|
B ---10-----|-----10----|
G -----13----12-11----12-|12----10-12-----11----|
D -----14----|---12-----12----|
A -----|-----12----|
A -----|-----10----|

  1     2     3     4     |1     2     3     4     |

```

\*\*\*\*\*

**Hold Me Tight**

**Intro:**

<b>F</b>	<b>C7</b>
	It feels so right now
E ----- -----	E ----- -----
B ----- -----	B ----- -----
G ----- -----	G ----- -----
D ----- -----	D -2-----2-----2-----2-----
A -----0---3---3---0-----	A -3-----3-----3-----3-----
E -1---1---4-----1-----	E ----- -----
^        ^        ^        ^	^        ^        ^        ^

**Verse 1:**

<b>F</b>	<b>Bb7</b>
Hold me tight	
E ----- -----	E ----- -----
B ----- -----	B ----- -----
G ----- -----	G ----- -----
D -----1---1-----	D -----6---6-----
A -----0---3---3---0-----	A -----4---5---8---8---5-----
E -1---1---4-----1-----	E -/6---6-----1-----
^        ^        ^        ^	^        ^        ^        ^

<b>G7</b>	<b>C7</b>
Tell me I'm the	only one, and
E ----- -----	E ----- -----
B ----- -----	B ----- -----
G ----- -----	G -----3---3-----
D -----3---3-----	D -----1---2---5---5-----
A -----1---2---5---5---1---2---	A -3---3-----3-----
E -/3---3-----	E ----- -----0---
^        ^        ^        ^	^        ^        ^        ^

<b>F</b>	<b>Bb7</b>
then, I might	
<b>G7</b>	<b>C7</b>
Never be the lonely one,	
<b>F</b>	<b>F7</b>
So Hold (Hold) me tight (me tight),	
<b>Bb</b>	<b>Bbm</b>
tonight (tonight) tonight (tonight)	
<b>F</b>	<b>Bbm</b>
It's you	You you
<b>F</b>	<b>C7</b>
you ooh-ooh-ooh-ooh	

**Verse 2:**

Hold me tight  
 Let me go on loving you To-  
 night, tonight  
 Making love to only you,

So Hold (Hold) me tight (me tight),  
 tonight (tonight) tonight (tonight)  
 It's you                      You you

**F** **Ab7**  
 you ooh-ooh- ooh-ooh Don't

E|-----|-----|-----|-----|  
 B|-----|-----|-----|-----|  
 G|-----|-----|-----|-----|  
 D|-----|-----|-----|-----| 4--4--  
 A|-----|-----|-----|-----| 3--3-- 2--3-- 6--6-- 6--  
 E|-1--1--4--5--|-----|-----|-----| 4--4-- 4--4-- 4--4--  
 ^ ^ ^ ^ ^ ^ ^ ^

**Bridge:**

**F** **Ab7**  
 know, what it means to  
**F** **Bb7**  
 hold you tight Being here

E|-----|-----|-----|-----|  
 B|-----|-----|-----|-----|  
 G|-----|-----|-----|-----|  
 D|-----|-----|-----|-----| 6--6--  
 A|-----|-----|-----|-----| 3--3-- 4--5-- 8--8-- 4--  
 E|-1--1--4--5--|-----|-----|-----| -/6--6-- 6--6-- 6--6--  
 ^ ^ ^ ^ ^ ^ ^ ^

**Gm** **G7**  
 alone tonight with you  
**C7**

It feels alright now

E|-----|-----|-----|-----|  
 B|-----|-----|-----|-----|  
 G|-----|-----|-----|-----| 3--3--  
 D|-5--5--1--2--5--5--2--|-----|  
 A|-3--3--|-----|-----|-----| 3--  
 E|-----|-----|-----|-----|  
 ^ ^ ^ ^

**Verse 3:** (same as 1st)

Hold me tight  
 Tell me I'm the only one, and  
 then, I might  
 Never be the lonely one,

So Hold (Hold) me tight (me tight),  
 tonight (tonight) tonight (tonight)  
 It's you You you  
 you ooh-ooh-ooh-ooh

**Verse 4:** (same as 2nd)

Hold me tight  
 Let me go on loving you To-  
 night, tonight  
 Making love to only you, so

So Hold (Hold) me tight (me tight),  
 tonight (tonight) tonight (tonight)  
 It's you  
 You you you ooh-ooh- ooh-ooh Don't

**Bridge:**

Don't know, what it means to hold you tight  
 Being here alone tonight with you  
 It feels alright now

**Verse 5: (same as 1st)**

**F** **Bb7**  
 Hold me tight  
**G7** **C7**  
 Tell me I'm the only one, and  
**F** **Bb7**  
 then, I might  
**G7** **C7**  
 Never be the lonely one,

**F** **F7**  
 So Hold (Hold) me tight (me tight),  
**Bb** **Bbm**  
 tonight (tonight) tonight (tonight)

It's you You you

**F** **Ab7**  
 you ooh-ooh-ooh-ooh ooh

E ----- ----- ----- -----	----- ----- ----- -----
B ----- ----- ----- -----	----- ----- ----- -----
G ----- ----- ----- -----	----- ----- ----- -----
D ----- ----- ----- -----	----- ----- ----- -----
A ----- ----- ----- -----	----- ----- ----- -----
E -1---1---4---5--- 5---1--- 4---4--- ----- 4---	----- ----- ----- -----
^ ^ ^ ^	^ ^ ^ ^

**F** **Ab7**  
 ooh You ooh

E ----- ----- ----- -----	----- ----- ----- -----
B ----- ----- ----- -----	----- ----- ----- -----
G ----- ----- ----- -----	----- ----- ----- -----
D ----- ----- ----- -----	----- ----- ----- -----
A ----- ----- ----- -----	----- ----- ----- -----
E -1---1---4---5--- 5---1--- 4---4--- ----- 4---	----- ----- ----- -----
^ ^ ^ ^	^ ^ ^ ^

**F**  
 ooh

E -1-----
B -1-----
G -2-----
D -3-----
A -3-----
E -1-----
^ ^ ^ ^

\*\*\*\*\*

## You've Really Got A Hold On Me

[Bass: <sup>A</sup> E E F# A B A F# A <sup>F#m</sup> C# <sup>A</sup> C# B A B F# <sup>F#m</sup> A C# C# B A B F#]

<sup>A</sup>  
I don't like you, but I love you  
<sup>F#m</sup>  
Seems that I'm always thinking of you  
<sup>A</sup> <sup>A7</sup> <sup>D</sup> <sup>B7</sup>  
Oh, oh, oh, you treat me badly, I love you madly,  
<sup>E7</sup> <sup>A</sup>  
you really got a hold on me (you really got a hold on me )  
<sup>F#m</sup>  
you really got a hold on me (you really got a hold on me ) baby,

I don't want you, but I need you  
Don't wanna kiss you, but I need to  
Oh, oh, oh, you do me wrong now, my love is strong now,  
you really got a hold on me (you really got a hold on me )  
you really got a hold on me (you really got a hold on me ) baby,  
<sup>A</sup> <sup>A7</sup> <sup>D</sup> <sup>D7</sup>  
I love you and all I want you to do is just  
<sup>A</sup> <sup>E7</sup>  
Hold me, hold me, hold me, hold me...

[Bass: <sup>A</sup> E E F# A B A F# A <sup>A/F#</sup> e c# f# <sup>F#m</sup> e c# f# <sup>E</sup> e <sup>A</sup> A] tighter  
<sup>A</sup> <sup>A/F#</sup> <sup>F#m</sup> <sup>E</sup> <sup>A</sup>  
[Bass: E E F# A B A F# A e c# f# e c# f# e A] tighter

I wanna leave you, don't wanna stay here  
Don't wanna spend another day here  
Oh, oh, oh, I wanna split now, I just can quit now  
You've really got a hold on me (you really got a hold on me )  
<sup>F#m</sup>  
you really got a hold on me (you really got a hold on me ) baby,  
I love you and all I want you to do is just  
Hold me please, hold me squeeze, hold me, hold me...

<sup>A</sup>  
You really got a hold on me (you really got a hold on me )  
<sup>F#m</sup>  
You've really got a hold on me (you really got a hold on me )  
<sup>A</sup> <sup>A6</sup>  
[Bass: ... A F# E A F# E A]

\*\*\*\*\*

**Devil In Her Heart****Intro:**

**Am7** **D7**

```

E|-----8-----7-----5-----4-----|5---5---4---2---0-----
B|-----10---9---7-----5---|7---7---5---4---2---4---
G|-----|-----4-----
D|-----|-----
A|-----|-----
E|-----|-----
  ^         ^         ^         ^         ^         ^         ^         ^

```

**G**

```

E|-----|-----
B|-----4---5---4---4---3---2---|0---
G|-----4---6---4---4---3---2---|1---
D|-----|-----
A|-----|-----
E|-----|-----
  ^         ^         ^         ^         ^

```

**Chorus:**

**Am7**  
 She's got the devil in her heart  
**D7** **G**  
 But her eyes they tantalize  
**Am7**  
 She's gonna tear your heart apart  
**D7** **G**  
 Oh, her lips they really thrill me

**Fill 1:**

**G7**

```

E|-----|-----
B|-----0---0---1---1---3---3---|
G|-----0---0---2---2---4---4---|
D|-----|-----
A|-----|-----
E|-----|-----
  ^         ^         ^         ^

```

**Verse 1:**

**C** **Cm** **G**  
 I'll take my chances for romance is  
**G7**  
 So important to me (Fill 1)  
**C** **Cm**  
 She'll never hurt me she won't desert me  
**A7** **D7**  
 She's an angel sent to me

**Chorus:**

**Am7**  
 She's got the devil in her heart no  
**D7** **G**  
 no this I can't believe  
**Am7**  
 She's gonna tear your heart apart  
**D7** **G**  
 No no nay will she deceive (Fill 1)



## Verse 2:

C Cm  
 I can't believe that she'll ever ever go  
 G G7  
 Not when she hugs and says she loves me so (Fill 1)  
 C Cm  
 She'll never hurt me she won't desert me  
 A7 D7  
 Listen can't you see?

## Chorus:

Am7  
 She's got the devil in her heart oh no no  
 D7 G  
 no this I can't believe  
 Am7  
 She's gonna tear your heart apart  
 D7 G  
 No no nay will she deceive (Fill 1)

## Verse 3:

C Cm  
 Don't take chances if your romance is  
 G G7  
 So important to you (Fill 1)  
 C Cm  
 She'll never hurt me she won't desert me  
 A7 D7  
 She's an angel sent to me

## Chorus:

Am7  
 She's got the devil in her heart oh no no  
 D7 G  
 No, no, this I can't believe  
 Am7  
 She's gonna tear your heart apart  
 D7 G  
 No no nay will she deceive

outro: (Play intro figure over the Am7 D7 and G chords)

Am7  
 She's got the devil in her heart  
 D7 G  
 No she's an angel sent to me  
 Am7  
 She's got the devil in her heart  
 D7 G  
 No she's an angel sent to me

{Finish the song by strumming a G6}

G6  
 E|--10---|  
 B|--10---|  
 G|--9----|  
 D|--9----|  
 A|--10---|  
 E|-----|

\*\*\*\*\*

**Not A Second Time****Verse 1:**

G Em  
 You know you made me cry  
 G Em  
 I see no use in wonderin' why  
 D G D7  
 I cry for you  
 G Em  
 And now you've changed you mind  
 G Em  
 I see no reason to change mine  
 D Am7 D7  
 I cry it's through

**Chorus:**

Am7 Bm7  
 You're giving me the same old line  
 G Em  
 I'm wondering why  
 Am Am6  
 You hurt me then You're back again  
 Bm D7 Em  
 No no no, not a second time

**Solo:** (chords to chorus)

Am7 Bm7 G Em  
 Am Bm D7 Em

**Verse 2:** (same as Verse 1)

You know you made me cry  
 I see no use in wonderin' why  
 I cry for you  
 And now you've changed you mind  
 I see no reason to change mine  
 I cry it's through

**Chorus:**

Am7 Bm7  
 You're giving me the same old line  
 G Em  
 I'm wondering why  
 Am  
 You hurt me then You're back again  
 Bm D7 Em  
 No no no, not a second time  
 G Em  
 Not a second time  
 Not the second time  
 G Em  
 No no no no no no no no

\*\*\*\*\*

**Money (That's What I Want)**

Written by: Bradfford & Gordy

Intro riff:

```
e-----|-----|
B-----|-----|
G----4-5-6---4---|-4---4-6---4-4-4-|
D-5-5-5-6-7---5-5-|-5-5-5-7---5-5-5-|
A-7-7-----7-|-7-----|
E-----|-----|
^   ^   ^   ^   ^   ^   ^   ^
```

repeat intro riff w/bass guitar (below) added

```
A-----|
E-0-0-3-4-5---3-0-|-3-0-3-5---3-3-3-|
```

repeat intro riff over | B7 | A7 | E | B7 |

```
E5                               A5 E5
The best thing in life are free

You can keep them for the birds and bees           E|-0---2---4
                                                    Now give me
```

Chorus:

```
A5
Money (that's what I want)
              E5
That's what I want (that's what I want)
              B5          A5
That's what I want (that's what I want)
E5              B7
That's what I want
```

```
E5                               A5 E5
Your lovin' give me a thrill

But your lovin' don't pay my bills           B5           Now give me
```

{Repeat Chorus:}

```
E5                               A5 E5
Money don't get everything it's true

What it don't get I can't use           Now give me
```

{Repeat Chorus:}

{Repeat Intro riff:}

```
E5                               A5 E5
Money don't get everything it's true

What it don't get I can't use           Now give me
```

```
A-----|
E---0-0-3-0-5-3-0-3-0-5---5-5-3---
```

e-----7-7-7-----5-5-5-  
 B-----7-7-7-----5-5-5--  
 G-----8-8-8-----6-6-6---  
 D---9-9-9-9-9-9-7-7-7-7-7-7----  
 A---9-9-9-9-9-9-7-7-7-7-7-7-----  
 E---7-7-7-7-7-7-5-5-5-5-5-5-0-0-3-0-5-3-0 B5

{Repeat intro:}

**E5** **A5 E5**  
 Money don't get everything it's true

What it don't get I can't use      Now give me

{Repeat Chorus:}

Repeat chorus till you get blue in the face

Well, now give me money  
 A little money  
 Whoa Yea I wanna be free  
 Oh outta my head  
 That's what I want    That's what I want

Well, now give me money  
 Whole lotta money  
 Whoa Yea You know I need money  
 So now give me money  
 That's what I want    That's what I want

\*\*\*\*\*

---

## A Hard Days Night

10 July 1964 UK (Parlophone)



### A Hard Day's Night

G7sus4 opening chord: 3 5 3 5 3 3}

```

|||||
|||||
o|o|oo
|||||
|o|o||

```

#### {Chorus}

G C G F  
 It's been A Hard Day's Night and I've been working like a dog  
 It's been A Hard Day's Night I should be sleeping like a log  
C D  
 But when I get home to you I find the things that you do  
G C G  
 Will make me feel al-right

You know I work all day to get you money to buy you things  
 And it's worth it just to hear you say you're gonna give me ev'rything  
 So why on earth should I moan 'Cause when I get you alone you know I feel OK

#### {Bridge:}

Bm Em Bm  
 When I'm home ev'rything seems to be right  
G Em C7 D7  
 When I'm home feeling you holding me tight, tight, yeah

#### {Chorus}

#### {guitar Solo}

So why on Earth should I moan 'Cause when I get you alone you know I feel OK

#### {Bridge}

#### {Chorus}

G C G

You know I feel al-right

G C G

You know I feel al-right

	(Actual - on 12 str)	(approximation)	(very hard simulated 12 string)
e	-3-----	-3-----1-----	-----5-----5---
B	---1---1---1---1-	---1---1---1---1-	-8-----6-----
G	-----2-----2---	-----2-----2---	---5---5---5---5-
D	-----3-----	-----	-----7-----7---
A	-----	-----	-----8-----

\*\*\*\*\*

**I Should Have Known Better**

(harmonica intro tabbed for guitar)

```

      G          D7
e |-----|
B |--15----15----17-18-17----|
G |--16----16----17-19-17----|
  ^      ^      ^      ^

```

(harmonica intro)

G D (4x)

Verse 1:

```

      G D      G D          G          D          G D
I - - - - - should have known better with a girl like you,
          G          D          Em
That I would love everything that you do,
      C          D          G D      G D
And I do, hey, hey, hey, and I do.          Whoa, ooh

```

Verse 2:

```

      G D      G D          G          D          G D
I - - - - - never realized what a kiss could be,
          G D          Em
This could only happen to me,
      C          B7          Em
Can't you see, can't you see?

```

{Bridge}

```

Em          C          G          B7
That when I tell you that I love you, oh,
Em          G          G7
You're gonna say you love me too - oo - oo - oo, oh-ho,
C          D          G          Em C          D          G D G
And when I ask you to be mi-i-i-ine, you're gonna say you love me too.

```

Verse 3:

```

      D          G D      G D          G          D          G D
So - o - o, I - - - - - should have realized a lot of things before,
          G          D          Em
If this is love you've gotta give me more,
      C          D          G D      G D
Give me more, hey, hey, hey, give me more.

```

(Guitar solo)

```

      G D      G D      G D      G D
      G D      Em C      D G      D G      D

```

repeat Verse 2:

```

      G D      G D          G          D          G D
I - - - - - never realized what a kiss could be,
          G D          Em
This could only happen to me,
      C          B7          Em
Can't you see, can't you see?

```

{Bridge}

```

Em          C          G          B7
That when I tell you that I love you, oh,

```

**Em** You're gonna say you love me too - oo - oo - oo - oo, oh-ho,  
**G** **G7**  
**C** **D** **G** **Em** **C** **D** **G** **D** **G**  
And when I ask you to be mi-i-i-ine, you're gonna say you love me too.  
**D** **G** **D** **G** **D** **G** **D** **G**  
You love me too, you love me too.

\*\*\*\*\*

---



**If I Fell**

Ebm  
 If I fell in love with you  
 D  
 Would you promise to be true  
 Db Bbm  
 And help me understand  
 Ebm  
 'Cause I've been in love before  
 D  
 And found that love is more  
 Em A  
 Than just holding hands  
  
 D Em F#m Fdim Em  
 If I give my heart to you  
 A7 D Em F#m  
 I must be sure from the ve-ry start  
 Fdim Em A D Gm A7  
 That you would love me more than her  
  
 D Em F#m  
 If I trust in you  
 Fdim Em A7  
 Oh, please, don't run and hide  
 D Em F#m  
 If I love you too  
 Fdim Em A D9  
 Oh, please, don't hurt my pride like her  
 G  
 Cause I couldn't stand the pain  
 Gm D A7  
 And I would be sad if our new love was in vain  
  
 D Em F#m  
 So I hope you'll see  
 Fdim Em A7  
 That I would love to love you  
 D Em F#m Fdim Em  
 And that she will cry  
 A D  
 When she learns we are two  
 Gm D Gm D  
 If I fell in love with you

\*\*\*\*\*

*I'm Happy Just To Dance With You*

EADGBE  
 B+ XX5443  
 E6 X79999

## {intro:}

C#m F#m G# C#m F#m G#

## {half chorus:}

C#m  
 Before this dance is through  
 F#m G#  
 I think I'll love you too,  
 A6 B6 E6 B7  
 I'm so happy when you dance with me.

## {Verse 1:}

E G#m7 Gm7 F#m7 B7  
 I don't want to kiss or hold your hand,  
 E G#7 G7 F#m7 B7  
 If it's funny try and und - er - stand.  
 A Aadd6 E C#m7  
 There is really nothing else I'd rather do  
 A B+ E B7  
 'Cause I'm happy just to dance with you.

## {Verse 2:}

I don't need to hug or hold you tight,  
 I just want to dance with you all night.  
 In this world there's nothing I would rather do,  
 A B+ E6  
 'Cause I'm happy just to dance with you.

## {chorus:}

C#m F#m G#  
 Just to dance with you, (oh oh)  
 C#m F#m G#  
 Is everything I need (oh oh)  
 C#m  
 Before this dance is through  
 F#m G#  
 I think I'll love you too,  
 A6 B6 E6 B7  
 I'm so happy when you dance with me.

## {Verse 3:}

If somebody tries to take my place,  
 Let's pretend we just can't see his face.  
 In this world there's nothing I would rather do,  
 Cause I'm happy just to dance with you

## repeat {chorus:}

## {Verse 4:}

If somebody tries to take my place,  
 Let's pretend we just can't see his face.  
 In this world there's nothing I would rather do,

C#m7                    A                    B+                    C#m                    F#m                    G#  
I've discovered I'm in love with you    (oh    oh)

{outro:}

A6                    B+                    C#m  
Cause I'm happy just to dance with you

F#m7    G#    A6    B6    E6  
oh    oh    oh    oh    oh!

\*\*\*\*\*

---

---

**And I Love Her**

Intro riff:

```

            F#m             C#m             F#m (begin verse)
D|-----2-1|-----2-1|-----2-1|-----2-1|
A|-----2---|4-----|-----2---|4-----|-----2---|4
  ^ ^ ^ ^   ^ ^ ^ ^   ^ ^ ^ ^   ^ ^ ^ ^
    
```

{Verse 1}

```

F#m           C#m
I give her all my love
That's all I do
And if you saw my love
A           B           E
  You'd love her too, I love her
    
```

{Verse 2}

```

F#m           C#m
She gives me everything
And tenderly
The kiss my lover brings
A           B           E
  She brings to me And I love her
    
```

[Repetitive arpeggios over 2nd verse chords]

```

            F#m             C#m             A             B (7)             E (6)
e|-----9-----|-----9---|-----9-----|-----11---|-----9---|
B|---10--10-|---9---9-|---10--10-|---10--10-|---9---9-|
G|-11-----|-9-----|-9-----|-11-----|-9-----|
    
```

```

C#m           B           C#m           G#m
  A love like ours, could never die
C#m           G#m           B           B7
  As long as I have you near me
    
```

Intro riff: once

{Verse 3} (w/ arpeggios)

```

F#m           C#m
Bright are the stars that shine
Dark is the sky
I know this love of mine
A           B           E
  Will never die And I love her.
    
```

{Instrumental solo - change key to Gm} Gm Dm Gm Dm Gm Dm Bb C F F

```

            Gm             Dm             Gm             Dm             Gm             Dm
G|-----|9-7---/10---|-----|9-9/7-----|-----|9-7---/10---|
D|---5-7-8---|-----|---5-7-8-|-----|---5-7-8---|-----|
A|-----|-----|-----|-----|-----|-----|
E|-----|-----|-----|-----|-----|-----|
  ^ ^ ^ ^   ^ ^ ^ ^   ^ ^ ^ ^   ^ ^ ^ ^   ^ ^ ^ ^   ^ ^ ^ ^
    
```

```

            Bb           C           F           F           Gm (begin verse)
|--10-7---|-----|-----|-----|-----|
|-----8-|7-7/5-----|---7-----|-----|-----|
|-----|-----3---3-|5-----|---3-0-----|-----|
|-----|-----|-----|-----3-1-|1h3-
  ^ ^ ^ ^   ^ ^ ^ ^   ^ ^ ^ ^   ^ ^ ^ ^   ^
    
```

{Verse 4} (REPEAT Verse 3 in G minor)

Gm Dm  
 Bright are the stars that shine  
 Dark is the sky  
 I know this love of mine  
 Bb C F  
 Will never die And I love her.

outro in Gm (but end on D Major)

Gm Dm Gm D (Major!)  
 D|-----3-2|-----|-----3-2|-----|-----3-2|-----3-2|  
 A|-----3---|5-----|-----3---|5-----|-----3---|5-----|5  
 ^

\*\*\*\*\*

**Tell Me Why****{intro}**

Em7 A7 4x (see chord tips below)

**{Chorus}** (w/walking bass)

D Bm Em A D Em7 A7  
 Tell me why (I, I, I) you cried, and why you lied to me  
 Tell me why you cried, and why you lied to me

(walking bass for Chorus)

A |-5-4-2-0-|-2-0-----|-7-5-4---|---4-7---|-5-5-0-0-|-7-----|  
 E |-----|-----3-2-|-----7-|-5-----5-|-----5-5-|

**{Verse}** (w/thumpin' root bass note - no walking)

D Bm  
 Well I gave you everything I had  
 Em A  
 But you left me sitting on my own  
 Did you have to treat me oh so bad  
 All I do is hang my head and moan

Tell me why you cried, and why you lied to me  
 Tell me why you cried, and why you lied to me

If there's something I have said or done  
 Tell me what and I'll apologise  
 If you don't really can't go on  
 Holding back these tears in my eyes

Tell me why (I, I, I) you cried, and why you lied to me  
 D Bm Em A D D7  
 Tell me why (I, I, I) you cried, and why you lied to me

G7  
 Well I beg you on my bended knees  
 A7  
 If you'll only listen to my pleas  
 Bm  
 Is there anything I can do

G7 A7 D  
 'Cause I really can't stand it, I'm so in love with you

Tell me why you cried, and why you lied to me  
 Bm Bb7 A7sus4 A13 D  
 Tell me why you cried, and why you lied to me

## Chord hints

{opening}		{bridge}		{ending}
Em7	A7	G7	A7	Bm 799777
o o	o	o	o	Bb7 684544
o	o	o	o	A7sus4 575755
o	o o	o o	o o	A13 575675
o	fret 7	fret 8	fret10	D x57775
fret 7				

\*\*\*\*\*

**Can't Buy Me Love****{Intro:}**

Can't buy me lo\_\_ove, lo\_\_ove, can't buy me lo\_\_ove.

**{Verse 1:}**

I'll buy you a diamond ring my friend, if it makes you feel alright.  
 I'll get you anything my friend, if it makes you feel alright.  
 'Cause I don't care too much for money, (for) money can't buy me love.

**{Verse 2:}**

I'll give you all I've got to give, if you say you love me too.  
 I may not have a lot to give but what I've got I give to you.  
 For I don't care too much for money, for money can't buy me love.

**{Chorus}**

Can't buy me lo\_\_ove, ev'rybody tells me so.  
 Can't buy me lo\_\_ove, no, no, no, no.

**{Verse 3:}**

Say you don't need no diamond ring and I'll be satisfied.  
 Tell me that you want the kind of things that money just can't buy.  
 For I don't care too much for money, for money can't buy me love.

Can't buy me lo\_\_ove, lo\_\_ove, can't buy me lo\_\_ove. Oh

\*\*\*\*\*

**Any Time At All**

**Chorus:** (This is Figure 1)

Any time at

**Bm** **D**

all Any time at

```

E|-----2-----|-----2-----|
B|-----3-----|-----3-----|
G|-----2-----|-----2-----|
D|-----0-----|-----0-----|
A|-2-----0-2-----|-----0-----|
E|-----|-----|
  ^         ^         ^         ^         ^         ^         ^         ^

```

**A**

all Any time at

```

E|-----|-----|
B|-----2-----3-----2-----2-----|-----|
G|-----2-----2-----2-----2-----|-----|
D|-----2-----2-----2-----2-----|-----2-----3-----4-----|
A|-0-----0-----0-----0-----|-----|
E|-----|-----|
  ^         ^         ^         ^         ^         ^         ^         ^

```

**Bm** **G** **A7**

all All you've got to do is call And I'll be there

(Fill 1)

**D**

```

E|-3-----2-----0-----2-----|-----|
B|-----3-----|-----|
  ^         ^         ^         ^         ^         ^         ^         ^

```

**Verse 1:**

**D** **F#m/C#** **Bm** **Gm/Bb**

If you need somebody to love Just look into my eyes

**D** **A** **D** **F#m/C#**

I'll be there to make you feel right if you're feeling sorry and sad

**Bm** **Gm/Bb** **D** **A** **D** (Fill 1)

I'd really sympathize Don't you be sad Just call me tonight

**Chorus:** (With Figure 1)

**Bm** **D** **A**

Any time at all Any time at all

**Bm** **G** **A7** **D**

Any time at all All you've got to do is call And I'll be there

**Verse 2:**

**D** **F#m/C#** **Bm** **Gm/Bb**

If the sun has faded away I'll try to make it shine

**D/A** **A** **D** **F#m/C#**

There is nothing I won't do if you need a shoulder to cry on

**Bm** **Gm/Bb** **D/A** **A** **D** (Fill 1)

I hope it will be mine Call me tonight And I'll come to you



**Chorus:** (With Figure 1)

Any time at all **Bm** **D** Any time at all **A**  
 Any time at all **Bm** All you've got to do is call **G** And I'll be there **A7** **D**

**Piano Solo:** (tabbed for advanced guitar)

**A7/E** **G/F#** **A7/G** **A7/E** **G/F#** **A7/G**  
 e|-3-----3-----|-3---|-3-3-3-3-3-3-|-3-----|  
 B|-5-----3-----|-2---|-5-5-5-3-3-3-|-2-----5-4-|  
 G|-6-----4-----|-2---|-6-6-6-4-4-4-|-2-----6-5-|  
 D|-----|-----|-----|-----|  
 A|-----|-----|-----|-----0-1-|  
 E|-0-----2-----|-3---|-0---2---|-3-----|  
 ^ ^ ^ ^ | ^ ^ ^ ^ ^ ^ ^ ^ ^ ^

**G/B** **A7/C#** **G/D** **A7/E** **D**  
 e|-----|-----|-----|-----|-3--2--0---2|  
 B|-3-----4-5-|-5-----5-5-|-3-3-3-3-3-3-|-5-5-5-5-3-5-|-3--3---3--3|  
 G|-4-----3-4-|-6-----6-6-|-4-4-4-4-4-4-|-6-6-6-6-4-6-|-2--2-----2|  
 D|-----|-----|-----|-----|-5-5-5-5-0-5-|-0-----0|  
 A|-2-----2-3-|-4-----4-4-|-5-5-5-5-5-5-|-7-7-7-7---7-|-----|  
 E|-----|-----|-----|-----|-----|  
 ^ ^ ^ ^ | ^ ^ ^ ^ ^ ^ ^ ^ ^ ^ ^ ^ ^ ^

Any

time at...

**Chorus:** (With Figure 1)

Any time at all **Bm** **D** Any time at all **A**  
 Any time at all **Bm** All you've got to do is call **G** And I'll be there **A7** **D** (Fill 1)

**Coda:**

Any time at all **Bm** All you've got to do is call **G** And I'll be there **A7** **D** (Fill 1)

End with this chord:

**D**  
 E|-10-----  
 B|-10-----  
 G|-11-----  
 D|-12-----  
 A|-----  
 E|-----  
 ^ ^ ^ ^

\*\*\*\*\*

**I'll Cry Instead**

G: 355433  
 D11: xx5555 (bass guitar is on D!)  
 D7sus9:x54530  
 C7: x32310 sometimes xx2313

**{Verse 1}**

          G      D11      G      D11      G      D11      G      D11  
 I've got every reason on earth to be mad,  
          G      D11      G      D11      D7sus9  
 'cause I just lost the only girl I had  
          C7  
 If I could get my way, I'd get myself locked up today  
          G      D11      D      G      D11      G      D11  
 But I can't, so I'll cry instead.

**{Verse 2}**

I got a chip on my shoulder that's bigger than my feet  
 I can't talk to people that I meet  
 If I could see you now, I'd try to make you sad somehow  
 But I can't, so I'll cry instead.

**{bridge}**

          Bm  
 Don't wanna cry when there's people there  
          A7  
 I get shy when they start to stare,  
          D7                          E                  E7 A7          D  
 I'm gonna hide myself away, but I'll come back again some day

**{Verse 3}**

And when I do you better hide all the girls  
 I'm gonna break their hearts all 'round the world  
 Yes, I'm gonna break 'em in two,  
 I'll show you what your lovin' man can do (with bass break below)  
 A|-3-1-----5-3-----  
 E|-----3-1-----6-5-(3)--

          G      D11      D      G      D      G  
 Until then I'll cry instead.

**repeat {bridge}****repeat {Verse 3}**

And when I do you better hide all the girls  
 ('cause) I'm gonna break their hearts all 'round the world  
 Yes, I'm gonna break 'em in two,  
 (And) show you what your lovin' man can do  
  
          G      D11      D      G      D      G  
 Until then I'll cry instead.

\*\*\*\*\*

**Things We Said Today**

Am : x02210

Em: 022030

**intro**

(guitar one open Am, guitar 2 barre Am7: x07585)

**Am7 Am7****{Verse 1}**

(guitar one - open Am and Em7, guitar 2 - barre Am:x07555 and barre Em:xx5433)

**Am Em7 Am Em7 Am Em7 Am Em7**

You say you will love me, if I have to go

**Am Em7 Am Em7 Am Em7 Am**

You'll be thinking of me, somehow I will know

**C C7**

Someday when I'm lonely,

**F Bb**

wishing you weren't so far away

**Am Em7 Am Em7 Am**

Then I will re-mem-ber things we said today.

**{Verse 2}****Am Em7 Am Em7 Am**

You say you'll be mine girl, 'til the end of time

**Am Em7 Am Em7 Am**

These days such a kind girl, seems so hard to find

**C C7 F Bb**

Someday when we're dreaming, deep in love, not a lot to say

**Am Em7 Am Em7 A7**

Then we will re-mem-ber things we said today.

**{bridge}****A7 D7**

Me I'm just the lucky kind,

**B7 E7 A7**

love to hear you say that love is love

**D7**

And though we may be blind,

**B7 Bb Am**

love is here to stay and that's e-nough

**{Verse 3}****Am Em7 Am Em7 Am**

To make you mine girl, be the only one

**Am Em7 Am Em7 Am**

Love me all the time girl, we'll go on and on

Someday when we're dreaming,

deep in love, not a lot to say

Then we will remember things we said today

**repeat {bridge}****repeat{Verse 3}****outro****Am7 Am7**

\*\*\*\*\*

**When I Get Home**

## Chord tips

A7 - 575685      G7 - 353463      F7 - 131241      Am - x02210  
 D9 - x54555      C7 - x3231x      F - 133211      C - x32010

**{Chorus}**

Whoa oh I, whoa oh I  
 I've got a whole lot of things to tell her  
 When I get home

**{Verse 1}**

Come on, out my way  
 Cause I'm going to see my baby today  
 I got a whole lot of things I got to say  
 To her

**{Chorus}** repeat**{Verse 2}**

Come on, if you please  
 I got no time for trivialities  
 I've got a girl who's waiting home for me  
 Tonight

**{Chorus}** repeat (don't go to last G7)**{Bridge}**

When I get home tonight I'm going to hold her tight  
 I'm going to love her till the cows come home  
 I bet (?) I'll love her more, till I walk out that door again

**{Verse 3}**

Come on let me through  
 I got so many things I got to do  
 I got no business being here with you  
 This way

**{Chorus}** repeat (don't go to last G7)

I've got a whole lot of things to tell her When I get home yea  
 I've got a whole lot of things to tell her When I get home

\*\*\*\*\*

**You Can't Do That****intro:**

Tab to simulate the 12-string intro lick on 6 string (finger pick it)

```
E|-----7---6/7---7-|-----7---6/7-----|
B|-8-----8-----8---|---8---8-----8---|
G|-0-----0-----0---|---0---0-----0---|
D|-----9---8/9---9-|-----9---8/9-----|
   ^   ^   ^   ^   ^   ^   ^   ^
```

Play above once by itself,

then once more over G7 chord rhythm (slide into G7 from 1 fret below)

**Verse 1:**

G7

I got something to say that might cause you pain,

If I catch you talking to that boy again,

C7

G7

I'm gonna let you down, and leave you flat.

Daug9

C9

G7

D7

Because I told you before oh you can't do that.

Tab to simulate the 12-string lick on 6 string (must finger pick it)

```
E|-----7---6/7---7-|-----|---
B|-8-----8-----8-0-|-----6---7---|---
G|-0-----0-----0---|---7-7-7-----|---
D|-----9---8/9-----|---0-0-0-3-0-4---|-5-
   ^   ^   ^   ^   ^   ^   ^   ^
```

**Verse 2:**

Well, it's the second time I caught you talking to him,

Do I have to tell you one more time I think it's a sin.

I think I'll let you down, and leave you flat.

Because I told you before oh you can't do that.

**Bridge:**

B7

Em

Am

Bm

G7

Everybody's gree--een, 'cause I'm the one who won your love,

G7

B7

Em

Am

Bm

D

But if they'd see--een, you talking that way, they'd laugh in my face.

**Verse 3:**

G7

So please listen to me if you wanna stay mine,

I can't help my feelings I go out of my mind,

C7

G7

I'm gonna let you down, and leave you flat.

Daug9

C9

G7

D7

Because I told you before oh you can't do that.

(Instrumental same as verse)

| G7 | G7 | G7 | G7 | C7 | C7 | G7 | G7 | Daug9 | C9 | G7 |

repeat **Bridge:**

repeat **Verse 3:**

(plus one more)

Daug9

C9

G7

Because I told you before oh you can't do that.

\*\*\*\*\*

**I'll Be Back****{Intro: Bsus - xx44x0}**

Bsus A Bsus

Am G Fmaj7 E7  
 You know if you break my heart I'll go, but I'll  
 A Bsus A  
 be back again

Am G Fmaj7 E7  
 Cos I told you once before goodbye, but I came  
 A Bsus A  
 back again

F#m Bm  
 I love you so, I'm the one who wants you,  
 E7  
 yes I'm the one who wants you.  
 Bm E7 Bm E7  
 Oh ho, Oh ho

Oh you could find better things to do  
 than to break my heart again  
 This time I will try to show that I'm not trying to pretend

(BmM7 = x24332)

Bm BmM7 Bm7 C#m  
 I \_\_\_\_\_ thought that you would realise  
 F#m  
 that if I ran away from you  
 B7 Bm E7  
 That you would want me too but I got a big surprise  
 Bm E7 Bm E7  
 Oh ho, Oh ho

Oh you could find better things to do  
 than to break my heart again  
 This time I will try to show that I'm not trying to pretend


F#m Bm  
 I wanna go, but I hate to leave you  
 E7  
 you know I hate to leave you  
 Bm E7 Bm E7  
 Oh ho, Oh ho

Oh you,  
 if you break my heart I'll go but I'll be back again.

\*\*\*\*\*

## Beatles For Sale

04 December 1964 UK (Parlophone)



### No Reply

-VERSE 1-

n.c. F G  
 This happened once before When I came to your door  
 C  
 No reply  
 F G  
 They said it wasn't you But I saw you peep through  
 C  
 Your window  
 Am Em  
 I saw the light  
 Fmaj7 Em  
 I saw the light  
 Dm7 G6  
 I know that you saw me 'Cause I looked up to see  
 C  
 Your face

-VERSE 2-

F G  
 I tried to telephone They said you were not home  
 C  
 That's a lie  
 F G6  
 'Cause I know where you've been I saw you walk in  
 C6  
 Your door  
 Am Em  
 I nearly died  
 Fmaj7 Em  
 I nearly died  
 Dm7 G6  
 'Cause you walked hand in hand With another man  
 C  
 In my place

(Go to CODA after second time through VERSE 2)

**-BRIDGE-**

C            E7            A  
 If I were you I'd realize that I  
Dm            F            C  
 Love you more than any other guy  
C            E7            A  
 And I'll forgive the lies that I  
Dm            F            C  
 Heard before when you gave me no reply

(Repeat VERSE 2)

**CODA**

Am    Em  
 No reply  
Fmaj7    C6add9  
 No reply

HOW TO FINGER THE CHORDS:

Fmaj7	G6	C6	Dm7	E7	C6add9
x o	o	x	xxo	o o oo	x x
o   o	3   o	3 o	oo	o	o
o	o	o	o	o	oo
o	o o	oooo	o	o	o  o

\*\*\*\*\*



**I'm A Loser**

Am7 D                      Am7 D  
 I'm a lo-ser,    I'm a lo-ser,  
                  Am                      Fmaj7    D  
 And I'm not what I appear to be.

**Verse 1:**

G                      D                      Fadd9                      G  
 Of all the love I have won or have lost  
 G                      D                      Fadd9                      G  
 There is one love I should never have crossed.  
 G                      D                      Fadd9                      G  
 She was a girl in a million my friend,  
 G                      D                      Fadd9                      G  
 I should have known she would win in the end.

**Chorus:**

Am7 D7                      Am7                      D7  
 I'm a loser, and I lost someone who's near to me  
                  G Em                      Am                      Fmaj7    D  
 I'm a loser, and I'm not what I appear to be.

**Verse 2:**

Although I laugh and I act like a clown  
 Beneath this mask I am wearing a frown.  
 My tears are falling like rain from the sky  
 Is it for her or myself that I cry

**Chorus:****Guitar solo:**

G D Fadd9 G G D Fadd9 G (half a verse)  
 Am7 D7 Am7 D7 G Em Am Fmaj7 D (like a chorus)

**Verse 3:**

What have I done to deserve such a fate  
 I realise I have left it too late.  
 And so it's true pride comes before a fall  
 I'm telling you so that you don't lose all.

**Chorus****Guitar solo:**

G D Fadd9 G G D Fadd9 G (half a verse)  
 Am7 D7 Am7 D7 G Em Am Fmaj7 D (like a chorus) [fades out]

Am7	Fmaj7	Fadd9	D7
xo o o	x o	xx	xxo
o	o   o	o	o
o	o	o	o o
	o	o  o	

Paul's Ultra Cool bassline to the **Chorus**

Am7	D7	Am7	D7	G	Em	Am	Fmaj7	D
D -----	-----	-----	-----	-5-4-2-0-	-2-0-----	-----	-3-2-----	
A -0-2-3-4-	-5-3-2-0-	-0-2-3-4-	-5-3-2-0-	-----	-----3-2-	-0-2-3-0-	-----5----	

\*\*\*\*\*

**Baby's In Black**

{3/4 time}

**intro:** (\* bend fret 4 whole step and release)

A E\* A A  
 G|-6-----|b4(6)4-2-----|-----|-----|  
 D|-----|-----4--|-----|-----|  
 A|-0-----|-----|0-----|-----|  
 E|-----|0-----|-----|0-2-4-|  
 ^ ^ ^ ^ ^ ^ ^ ^ ^ ^ ^ ^

**Chorus:**

A E D E  
 Oh dear, What can I do, baby's in black, and I'm feeling blue  
 A D A E  
 Tell me oh, what can I do

**Verse 1:**

A A7 D  
 She thinks of him and so she dresses in black  
 D A E A  
 And though he'll never come back she's dressed in black

**Chorus:**

A E7 D E  
 Oh dear, what can I do, baby's in black, and I'm feeling blue  
 A D A E  
 Tell me oh, what can I do

**Verse 2:**

A A D  
 I think of her, but she thinks only of him  
 D A E A  
 And though it's only a whim she thinks of him

**Bridge:**

F#m B D E A  
 Oh how long will it take till she sees the mistake she has made?

**Chorus:**

A E D E  
 (...made) Dear, what can I do baby's in black, and I'm feeling blue  
 A D A E  
 Tell me oh, what can I do

Guitar solo A E D E A D A A

**Bridge: repeat****Verse 3: repeat of verse 1**

She thinks of him and so she dresses in black  
 And though he'll never come back she's dressed in black

**Chorus:**

Oh dear, what can I do baby's in black, and I'm feeling blue  
 Tell me oh, what can I do

Vocal Harmonies to "Baby's In Black" (tabbed)

A E D E A D A  
 E|-----0-----0-----0-----  
 B|5--5---5---3---3-3---3-1---1--1---1---0---0---0-----  
 G|6--6---6---4---4-4---4-2---2--2---2---1-----2--5h6---2---2---2-2---  
 D|-----2--2---2---4-----7--4---2---0---  
 A|-----4---

Oh dear, What can I do, baby's in black, and I'm feeling blue Tell me oh, what can I do

Verse 1:

A D A E A  
 E|-----3--3---3--2---0--2-----2---2---2---2-0-----0-----  
 B|5---3---2--5---5---5--3---2--3---3---3---3-2---3---2-----0---3--2--  
 G|6---4---2--6---2-----2-----4-----1---1-----4--2--  
 D|-----2-----

She thinks of him and so she dresses in black And tho' he'll never come back she's dressed in black

Bridge:

F#m B D E A  
 E|5--5---5---4---2--2---5---5---5---4---2--2---0-----0-----  
 B|5--5---5---4---4--4---3---3---3---3---3---3---2---3--2-----  
 G|-----4-----

Oh how long will it take till she sees the mistake she has made?

\*\*\*\*\*

**Rock and Roll Music**

written by Chuck Berry

**E7**

Just let me hear some of that...

**CHORUS:****A**

Rock and roll music Any old way you choose it

**D**

It's got a back beat, you can't lose it

**A**

Any old time you use it

**E7**

It's gotta be rock and roll music

**A**

If you wanna dance with me

**E7****A**

If you wanna dance with me

**Verse 1:****E**

I have no kick against modern jazz

**E7****A**

Unless you try to play it too darn fast

**D**

I lose the beauty of a melody

**E7****n.c.**

Until it sounds just like a symphony That's why I go for that...

Repeat **CHORUS:****Verse 2:**

I took my love on over 'cross the tracks

So she could hear a man a-wailin' sax

I must admit they had a rockin' band

And they were blowin' like a hurrican'

That's why I go for that...

Repeat **CHORUS:****Verse 3:**

Way down south they gave a jubilee

And Georgia folks, they had a jamboree

They're drinkin' home brew from a wooden cup

The folks dancin' got all shook up

And started playin' that...

Repeat **CHORUS:****Verse 4:**

Don't get to hear 'em play a tango

I'm in no mood to take a mambo

It's way too early for the congo

So keep on rockin' that piano

So I can hear some of that...

Repeat **CHORUS:**

\*\*\*\*\*

**I'll Follow the sun****intro:**

```

      C          G          F          C
(e) |-----|-----|-----|-----|
(B) |-1---1---|-3---3---|-1---1---|-1---1---|
(G) |---0---0-|---0---0-|---2---2-|---0---0-|
(D) |-----|-----|-3-----|-----|
(A) |-3-----|-----|-----|-3-----|
(E) |-----|-3-----|-----|-----|
      1 2 3 4   1 2 3 4   1 2 3 4   1 2 3 4

```

G F7 C D Dsus9 D

One day, you'll look, to see I've gone

C Em/B D G C G F C (same as intro)  
 For tomorrow may rain, so, I'll follow the sun

G F7 C Dsus9 D

Some day, you'll know, I was the one

C Em/B D G C  
 But tomorrow may rain, so, I'll follow the sun

C7 Dm Fm C  
 And now the time has come, and so my love I must go

C7 Dm Fm C Dm  
 And though I lose a friend, in the end you will know, Oh....oh.....

G F7 C D  
 One day, you'll find, that I have gone

C Em/B D G C G F C (same as intro)  
 But tomorrow may rain so, I'll follow the sun

**guitar solo:**

```

      G          F7          C          D
E|-----|-----|-----|-----|
B|-3-/8---|-4-/10---|---8-13-12|-15-----|
      1 2 3 4   1 2 3 4   1 2 3 4   1 2 3 4

```

C Em/B D G C  
 Yes, tomorrow may rain, so, I'll follow the sun

C7 Dm Fm C  
 And now the time has come, and so my love I must go

C7 Dm Fm C  
 And though I lose a friend, in the end you will know,  
 Dm  
 Oh....oh.....

G F7 C D  
 One day, you'll find, that I have gone

C Em/B D G C G F C (same as intro)  
 But tomorrow may rain so, I'll follow the sun

\*\*\*\*\*

**Mr. Moonlight**

## Strum Pattern

F#

e|-2---2--(2)-(2)--|

B|-2---2---2---2---|

G|-3---3---3h4-3h4-|

D|-4---4---4---4---|

^   ^   ^   ^

D DUD U D D (D= downstroke, U= upstroke)

**No chord (n.c.)**

Mr. \_\_\_\_\_ Mo-onlight,

strum pattern (above) 2x as intro to verse

**F#** (E|-2-4-6-)

You came to me, one summer night

**B** **F#**

And from your beam you made my dream

**Ebm**

And from the world, you sent my girl

**B** **F#** (E|-2-4-6-)

And from above you sent us love

**B** **F#** **Eb7** (slide into from D)

And now she is mine, I think you're fine

**G#m** **C#7** (stop) **F#**

Cause we love you, Mr. Moonlight

**F#**  
Mr. Moonlight, come again please,**F#** (E|-2-4-6-)

Here I am on my knees begging if you please,

**B** **F#** **Eb7**

On the nights you don't come my way, I pray and pray more each day

**G#m** **C#7** (stop) **F#**

Cause we love you, Mr. Moonlight

**Organ SOLO****F# F#** (E|-2-4-6-)**B** **F#** **Eb7**

On the nights you don't come my way, oh, I pray and pray more each day

**G#m** **C#7** (stop) **F#**

Cause we love you, Mr. Moonlight

**F#**  
Mr. Moonlight, come again please,**F#** (E|-2-4-6-)

Here I am on my knees begging if you please,

**B** **F#** **Eb7**

On the nights you don't come my way, oh, I pray and pray more each day

**G#m** **C#7** (stop) **F#**

Cause we love you, Mr. Moonlight, Mr. Moonlight, Mr. Moonlight.

\*\*\*\*\*

**Medley: Kansas City – Hey, Hey, Hey, Hey**

(KANSAS CITY (Leiber/Stoller)/HEY HEY HEY HEY (Little Richard))

**intro:**

G|-----0-| |-----0-| |-----0-| | | |  
 D|-0-2---| G |-0-2---| C9 |-0-2---| G | G C-C#-D |

Song is Basic 12 bar blues in G

**G**  
 Ah\_\_, Kansas City  
 Gonna get my baby back home yea, yea  
**C**  
 I'm goin' to Kansas City  
**G**  
 Gonna get my baby back home yea, yea  
**D** **C** **G** **C-C#-D**  
 Well it's a long long time since my baby been gone  
 Ah\_\_, Kansas City  
 Gonna get my baby one time yea, yea  
**C**  
 I'm goin' to Kansas City  
 Gonna get my baby one time yea, yea  
 It's just a 1, 2, 3, 4, 5, 6, 7, 8, 9

**Guitar solo** (12 bars= |G|G|G|G|C|C|G|G|D|C|G|D)

Hey hey hey hey (Hey hey hey hey)  
 Hey baby (Hey baby)  
 Whoo now gal (Yea gal)  
 I said yea now pal (Yea Pal)  
 Now, now, now, now tell me baby  
 What's been wrong with you?  
 Ah Hey hey hey hey (Hey hey hey hey)  
 Hey now baby (Hey baby)  
 Whoo now gal (Yea gal)  
 I said yea now pal (Whoa Pal)  
 Now, now, now, now tell me baby  
 What's been wrong with you?  
 Well, I said Bye (Bye bye bye bye)  
 Bye Bye baby Bye bye (Bye bye bye bye)  
 Whoo So long (So long, so long, so long)  
 Bye Bye baby I'm gone (Bye bye bye bye)  
 Yea I said bye now baby bye bye bye bye  
 Bye now Bye (Bye bye bye bye)  
 Bye Bye baby Bye bye (Bye bye bye bye)

\*\*\*\*\*

**Eight Days A Week****Intro**

```

      D           D6      D      E/D           E6/D  E/D  G/D           G6/D  G/D      D           D6      D
e|-0-----0--0-----0-----|0-----0--0-----0-----|0-----0--0-----0-----|0-----0--0-----0-----|
B|-10-----10-12-----10-----|12-----12-14-----12-----|15-----15-17-----15-----|10-----10-12-----10-----|
G|-11-----11-11-----11-----|13-----13-13-----13-----|14-----14-14-----14-----|11-----11-11-----11-----|

```

[GUITAR 2]

```

G|---7---7---7---7---7---7---|---7---7---7---7---7---7---|---7---7---7---7---7---7---|---7---7---7---7---7---7---|
D|-0---0---0---0---0---0---|---0---0---0---0---0---0---|---0---0---0---0---0---0---|---0---0---0---0---0---0---|
   1     2     3     4     1     2     3     4     1     2     3     4     1     2     3     4

```

[A guitar plays open D, E and G chords and bass picks open D throughout intro]

**Verse 1:**

```

D           E           G           D
Ooh I need your love babe      Guess you know it's true
D           E           G           D
Hope you need my love babe      Just like I need you
Bm      G      Bm      E7
Hold me, love me, Hold me, love me
      D           E
I ain't got nothin' but love babe
G           D
Eight days a week

```

**Verse 2:**

```

Love you every day girl
Always on my mind
One thing I can say girl
Love you all the time

Hold me, love me, Hold me, love me
I ain't got nothin' but love babe
Eight days a week

```

**Bridge:**

```

A
Eight days a week
Bm
I love you
E7
Eight days a week
G           A
Is not enough to show I care

```

**Verse 1: repeat****Bridge: repeat****Verse 2: repeat**

```

G           D
Eight days a week
Eight days a week

```

**Repeat Intro | D | E/D | G/D | D |**

\*\*\*\*\*



**Words of Love**

MUSIC BY: Buddy Holly

**Intro:**

A D E

```

e| 0-----0-----0-----0-----|-----2-----0-----0-----
B| 5-----5-----2/5-----5---2---|-----3-----2---0-----
G|-----|-----2-----2-----
    ^         ^         ^         ^         ^         ^         ^         ^
    
```

Repeat this figure two more times, then play this:

A D E

```

e| 5-----5-----0-0--0-----|-----2-----0-----
B| 5-----5-----2/5-----5-----0---|-----3-----2---0-----
G|-----|-----2-----2-----1---
    ^         ^         ^         ^         ^         ^         ^         ^
    
```

**Verse 1:**

A  
 Hold me close and  
 D E A  
 tell me how you feel  
 D E A  
 Tell me love is real  
 D E A  
 um um um  
 D E  
 mm mm mm mm mm mm mm

**Verse 2:**

A  
 Words of love you  
 D E A  
 whisper soft and true  
 D E A  
 Darling I love you  
 D E A  
 um um um  
 D E  
 mm mm mm mm mm mm mm

**Solo:**

A D E

```

um mm mm mm mm mm mm
e|-----|-----4-----7-----
B|-----|-----5-----9-----
    ^         ^         ^         ^
    
```

A D E

```

e| 9-----5-----0-----5-----| 2/5-----5---4/7-----7/9-----
B| 10-----5-----2-----5-----| 3/7-----7---5/9-----9/10-----
    ^         ^         ^         ^         ^         ^         ^         ^
    
```

repeat above 2x more (3x total)

A D E

```

e| 5-----5-----5---0-----|-----2-----0-----
B| 5-----5-----5-5-----0---|-----3-----2---0---0---
G|-----|-----2-----2-----
    ^         ^         ^         ^         ^         ^         ^         ^
    
```

A	D	E
e -----2-----2-----2-----2-----2----- -----2-----0-----		
B -2-----2-----2-----2-----2----- -----3-----3-----2---0---0---		
G -2-----2-----2-----2-----2----- -----2-----2-----		
D -2-----2-----2-----2-----2----- -----		
^            ^            ^            ^	^            ^	^            ^

repeat above 2x more (3x total)

A	D	E
e -5-----5-----0-----0----- -----2-----0-----		
B -5-----5-----2/5-----5---0--- -----3-----2-----0---		
G ----- -----2-----2-----1---		
^            ^            ^            ^	^            ^	^            ^

**Verse 3:**

Let me hear you say the words I long to hear  
 Darling when you're near    mm mm mm  
 mm mm mm    mm mm mm mm

**Verse 4:**

Words of love you whisper soft and true  
 Darling I love you    mm mm mm  
           mm mm mm    mm mm mm mm  
 mmmmm    mm mm mm    mm mm mm mm  
 aahhh    ah ah ah    ah ah ah ah  
 aahhh    ah ah ah    ah ah ah ah

\*\*\*\*\*

**Honey Don't**

by Carl Perkins

**intro:**

```

e|-----0-----0-----|-----0-----0-----|-----0-----0-----|
B|-0-----0-----0-----|-0-----0-----0-----|-0-----0-----0-----|
G|-4-----4-----4-----|-3-----3-----3-----|-2-----2-----2p1-|
  ^   ^   ^   ^   ^   ^   ^   ^   ^   ^   ^   ^   ^   ^   ^   ^
| E | E |

```

**Verse 1**

**E**  
Well how come you say you will when you won't?

**C**  
Say you do baby when you don't

**E**  
Let me know honey how you feel

**C** **B9**  
Tell the truth now is love real? But ah-ha,

**Chorus:**

**E**  
Well, Honey don't, well Honey dont

**E** **A7** **E**  
honey dont honey dont honey dont

**B9** **E**  
I say you will when you won't ah-a honey dont

**Verse 2 (Same chord progression as verse 1)**

Well I luv you baby and I want you to know  
I like the way you wear your clothes  
Everything about you is so dog-gone sweet  
You got that sand all over your feet

**Chorus**

Ah, Rock on George one time for me

**Guitar solo**

```

| E | C | E | C | B9 |
| E | E | A | E | B | E |

```

**Verse 3 (Same chords as verse 1)**

Well, sometimes I love you on a Saturday night  
Sunday morning you dont look right  
You been out painting the town  
ah-ah baby been steppin' around but ah ha

**Chorus**

Ah, Rock on George for Ringo one time

**Guitar solo**

```
E C E C B9 E
```

**E** **A**  
Well, Honey don't, well Honey don't

**E**

Ah little, little honey don't

B9

E

I say you will when you won't ah-a honey dont

outro:

```

e |-----0-----|-----0---|
B |--0--0--0--0---| -0---0---0---|
G |--4--4-3--2---| -1---1---1---|
D | -2-----| --2-0-2---2---|
A |-----| -----2---|
E |-----| -----0---|
  ^   ^   ^   ^       ^   ^   ^   ^

```

\*\*\*\*\*

**Every Little Thing****Intro:**

```

  A              E7
E|-0---0-0---0-0-0-|-0-----|
B|-5---5-3---2-2/3-|-3-----|
G|-6h7-6-4---2-2/4-|-4-----|
  ^   ^   ^   ^       1   2   3

```

**Verse 1:**

```

  A              D   E   A              G   D   D/C#
When I'm walking beside her   People tell me I'm lucky
Bm      Bm7/A      E/G#   A
Yes, I know I'm a lucky guy
A              D   E   A              G   D   D/C#
I remember the first time   I was lonely without her
Bm      Bm7/A      E/G#   A
Yes I'm thinking about her now

```

**Chorus:** (This tab is the Chorus Figure)

```

  A              G
Every lit- tle   thing she does
E|-9-----|9\7-----7-----7--7-----|
B|-10-----|10\8-----8-----8--8-----|
G|-9-----|9\7-----7-----7--7-----|
  ^   ^   ^   ^       ^   ^   ^   ^
  G              A
she does for   me   yeah
E|-----7--7-----7-----|7/9-----7/9-----|
B|-----8--8-----8-----|8/10-----8/10-----|
G|-----7--7-----7-----|7/9-----7/9-----|
  ^   ^   ^   ^       ^   ^   ^   ^
A              G
And you know the things she does
G              A
she does for me, woo

```

**Verse 2:**

```

  A              D E   A              G   D   D/C#
When I'm with her I'm happy   Just to know that she loves me
Bm      Bm7/A      E/G#   A
Yes, I know that she loves me now
A              D   E   A              G   D   D/C#
There is one thing I'm sure of   I will love her forev-er
Bm      Bm7/A      E/G#   A
For I know love will never die

```

**Chorus:** (With Chorus Figure)

```

  A              G              A
Every little thing she does   she does for me, yeah
A              G              A
And you know the things she does   she does for me, woo

```

Solo:

<p><b>A</b></p> <pre> E -----0-0-----0-----0-----0---  B -----0-0-----0-----0-----0---  G -----6/7-----6-----4-----2---  D -----  A -----  E -----        ^       ^       ^       ^           </pre>	<p><b>D</b>      <b>E</b></p> <pre> E -----0-0-----0-----  B -----0-0-----3-----  G -----2/4-----4-----  D -----  A -----  E -----0---2---4---        ^       ^       ^       ^           </pre>
<p><b>A</b></p> <pre> E -----0-0-----0-----0-----0---  B -----0-0-----0-----0-----0---  G -----6/7-----6-----4-----2---  D -----  A -0-----  E -----        ^       ^       ^       ^           </pre>	<p><b>G</b>      <b>D</b>                      <b>A</b></p> <pre> E -----3-----2-----  B -----0-----3-----  G -----0-----2-----  D -----0-----0-----  A -----  E -----        ^       ^       ^       ^           </pre>
<p><b>B</b>                      <b>B7/A</b></p> <pre> E -----  B -----3-----3-----  G -4-----4-----2-----2-----  D -----        ^       ^       ^       ^           </pre>	<p><b>E/G#</b>                      <b>A</b></p> <pre> E -----  B -----3-----2-----  G -----4-----2-----  D -----6-----2-----        ^       ^       ^       ^           </pre>
<p><b>A</b></p> <pre> E -----0-0-----0-----0-----0---  B -----0-0-----0-----0-----0---  G -----6/7-----6-----4-----2---        ^       ^       ^       ^           </pre>	<p><b>D</b>      <b>E</b></p> <pre> E -----0-0-----0-----  B -----0-0-----3-----  G -----2/4-----4-----        ^       ^       ^       ^           </pre>

**Chorus:** (With Chorus Figure)

<p><b>A</b></p> <p>Every little thing she does</p>	<p><b>G</b></p>	<p>she does for me, yeah</p>	<p><b>A</b></p>
<p>And you know the things she does</p>	<p><b>G</b></p>	<p>she does for me, woo</p>	<p><b>A</b></p>

**Coda:**

<p><b>A</b></p> <pre> E -----0-0-----0-----0-----0---  B -----0-0-----0-----0-----0---  G -----6/7-----6-----4-----2---  D -----  A -----  E -----        ^       ^       ^       ^           </pre>	<p><b>D</b>      <b>E</b></p> <pre> E -----0-0-----0-----  B -----0-0-----3-----  G -----2/4-----4-----  D -----  A -----  E -----        ^       ^       ^       ^           </pre>	<p>Every little</p>
<p><b>A</b></p> <p>thing</p> <pre> E -----0-0-----0-----0-----0---  B -----0-0-----0-----0-----0---  G -----6/7-----6-----4-----2---  D -----  A -----  E -----        ^       ^       ^       ^           </pre>	<p><b>D</b>      <b>E</b></p> <pre> E -----0-0-----0-----  B -----0-0-----3-----  G -----2/4-----4-----  D -----  A -----  E -----        ^       ^       ^       ^           </pre>	<p>Every little</p>

(Repeat and fade out)

\*\*\*\*\*

***I Don't Want To Spoil the Party*****intro/outro:**

```

  G      G7      G6      D7sus  Fadd9 C/E      Am      Amsus D7      G
e|-3---|-3---3---|-3---|-3---3---|-0---|-----|-3---|
B|-0---|-0---3---|-1---|-1---1---|-1---|-3---1---|-0---|
G|-0---|-0---0---|-2---|-2---0---|-2---|-2---2---|-0---|
D|-0---|-3---2---|-0---|-3---2---|-2---|-2---4---|-0---|
A|-2---|-2---X---|-----|-----|-0---|-0--------|-2---|
E|-3---|-3---3---|-----|-----|-----|-----|-3---|
  ^^^^  ^  ^  ^  ^  ^^^^  ^  ^  ^  ^  ^^^^  ^  ^  ^  ^  ^^^^

```

**Verse 1:**

```

G
I don't want to spoil the party so I'll go
      G              D7 D9
I would hate my disappointment to show
      Em          B          Am          D7
There's nothing for me here so I will disappear
      G              F              G
If she turns up while I'm gone please let me know

```

**Verse 2:**

```

G
I've had a drink or two and I don't care
      G              D9
There's no fun in what I do if she's not there
      Em          B          Am          D7
I wonder what went wrong I've waited far too long
      G              F              G
I think I'll take a walk and look for her

```

**bridge:**

```

      G
Though tonight she's made me sad
Em7 A7 C D
I still love her
      G
If I find her I'll be glad
Em7 A7 C D
I still love her

```

**Verse 3: repeat of verse 1****SOLO**

```
G G D9 Em B Am D7 G F G
```

**bridge:**

```

Though tonight she's made me sad
I still love her
If I find her I'll be glad
I still love her

```

**Verse 4: same as 2**

```

(Though) I've had a drink or two and I don't care
There's no fun in what I do if she's not there
I wonder what went wrong I've waited far too long
I think I'll take a walk and look for her

```

**outro: same as intro**

\*\*\*\*\*

**What You're Doing****Intro:**

(The following riff will be called Riff 1. It should be played throughout the song whenever the progression "D-G" is present.)

<b>D</b>	<b>G</b>
E ----- -----	E ----- -----
B ----- -----	B ----- -----
G -----4--2-----	G ----- -----
D -0-----4-----4--2--	D -----2--0--2--4--0--
A ----- -----	A ----- -----
E ----- -----	E ----- -----
^        ^        ^        ^	^        ^        ^        ^

(Repeat Riff 1)

**Verse 1:**

<b>D</b>	<b>G</b>	<b>D</b>	<b>G</b>
Look	what you're doing	I'm feeling blue and lonely	would it
<b>Bm</b>	<b>G</b>	<b>D</b>	<b>G</b>
be too much too ask of you	What You're Doing	to me	

**Verse 2:**

<b>D</b>	<b>G</b>	<b>D</b>	<b>G</b>
You	got me running	and there's no fun in it	why should it
<b>Bm</b>	<b>G</b>	<b>D</b>	<b>G</b>
be so much too ask of you	What You're Doing	to me	

**Bridge:**

<b>G</b>	<b>Bm</b>	<b>G</b>	<b>Bm</b>
I've been waiting here for you	wondering what you're gonna do		
<b>E</b>	<b>A</b> (stop)		
Should you need a love that's true	it's me		

**Verse 3:**

<b>D</b>	<b>G</b>	<b>D</b>	<b>G</b>
Please stop your lying	you got me crying	girl why should it	
<b>Bm</b>	<b>G</b>	<b>D</b>	<b>G</b>
be so much too ask of you	What You're Doing	to me	

**Solo:**

<b>D</b>	<b>G7</b>
E -5-----5-----	E -9-----7-----
B -7-----7-----	B -8-----6-----
^        ^        ^        ^	^        ^        ^        ^
<b>D</b>	<b>G7</b>
E -5-----5-----	E -9--9--7--7-----
B -7-----7-----	B -8--8--6--6-----
^        ^        ^        ^	^        ^        ^        ^



<b>G7</b>	<b>D</b>
E -----2----- -----	E ----- -----
B -----3----- -----3-----	B ----- -----
G -----4----- -----4-----	G -----4----- -----4-----
D ----- -----	D -----5----- -----
A ----- -----	A -----5----- -----
E ----- -----	E ----- -----
^        ^        ^        ^	^        ^        ^        ^
<b>D</b>	<b>G7</b>
E ----- -----	E ----- -----
B ----- -----	B ----- -----
G -----4----- -----2-----	G -----2----- -----2-----
D -----5----- -----5-----	D -----4----- -----4-----
A -----5----- -----5-----	A ----- -----
E ----- -----	E ----- -----
^        ^        ^        ^	^        ^        ^        ^

**Bridge:**

<b>G</b>	<b>Bm</b>	<b>G</b>	<b>Bm</b>
I've been waiting here for you	wondering what you're gonna do		
<b>E</b>	<b>A</b>		
should you need a love that's true	it's me		

**Verse 4:**

<b>D</b>	<b>G</b>	<b>D</b>	<b>G</b>
Please stop your lying	you got me crying	girl why should it	
<b>Bm</b>	<b>G</b>	<b>D</b>	
be so much too ask of you	What You're Doing to me		

**Coda:**

<b>G</b>	<b>D</b>	<b>G</b>	<b>D</b>
What you're doing to me	What you're doing to me		
<b>G</b>	<b>D</b>	<b>A</b>	
<b>D</b>	<b>G7</b>	<b>D</b>	<b>G7</b>

\*\*\*\*\*

**Everybody's Trying To Be My Baby**

**Verse 1:**

Well they took some honey E E From a tree E E  
 Dressed it up and they called it me  
 {bass: E F# G G# }

**Chorus 1:**

A  
 Everybody's trying to be my baby  
 E  
 Everybody's trying to be my baby  
 B7 A E  
 Everybody's trying to be my baby now

**Verse 2:**

Woke up last night E E Half past four E E  
 Fifty women knocking on my door  
 {bass: E F# G G# }

**Chorus 2: repeat**

**Solo 1:**

E

A

E

B7 A

E

E|-----0-----0-----0-----0-----|-----0-----0-----0-----0-----|  
 B|-----0-----3-----0-----3-----|-----3-----1-----1-----1-----|  
 G|-----0-----0-----0-----0-----|-----1-----1-----1-----1-----|  
 ^ ^ ^ ^ ^ ^ ^ ^ ^ ^

Verse 3:

Went out last night I didn't stay late  
 {bass: E F# G G# }  
 'Fore I got home I had nineteen dates

Chorus 3: repeat

Solo 2:

E

E|-----3-----3-----3-----3-----|-----3-----3-----3-----3-----|  
 B|-----3-----3-----3-----3-----|-----3-----3-----3-----3-----|  
 G|-----3-----3-----3-----3-----|-----3-----3-----3-----3-----|  
 ^ ^ ^ ^ ^ ^ ^ ^ ^ ^

E|-----3-----3-----3-----3-----|-----3-----3-----3-----3-----|  
 B|-----3-----3-----3-----3-----|-----3-----3-----3-----3-----|  
 G|-----3-----3-----3-----3-----|-----3-----3-----3-----3-----|  
 ^ ^ ^ ^ ^ ^ ^ ^ ^ ^

A

E|-----3-----3-----3-----3-----|-----3-----3-----3-----3-----|  
 B|-----2-----2-----2-----2-----|-----2-----2-----2-----2-----|  
 G|-----3-----3-----3-----3-----|-----3-----3-----3-----3-----|  
 D|-----3-----3-----3-----3-----|-----3-----3-----3-----3-----|  
 A|-----0-----0-----0-----0-----|-----0-----0-----0-----0-----|  
 ^ ^ ^ ^ ^ ^ ^ ^ ^ ^

E

E|-----3-----3-----3-----3-----|-----3-----3-----3-----3-----|  
 B|-----3-----3-----3-----3-----|-----3-----3-----3-----3-----|  
 G|-----3-----3-----3-----3-----|-----3-----3-----3-----3-----|  
 ^ ^ ^ ^ ^ ^ ^ ^ ^ ^

B7 A

E|-----9-----9-----9-----9-----|-----7-----5-----3-----3-----|  
 B|-----7-----7-----7-----7-----|-----5-----5-----5-----5-----|  
 G|-----9-----9-----9-----9-----|-----7-----7-----7-----7-----|  
 ^ ^ ^ ^ ^ ^ ^ ^ ^ ^

E

E|-----0-----0-----0-----0-----|-----0-----0-----0-----0-----|  
 B|-----0-----0-----0-----0-----|-----3-----3-----3-----3-----|  
 G|-----0-----0-----0-----0-----|-----1-----1-----1-----1-----|  
 ^ ^ ^ ^ ^ ^ ^ ^ ^ ^

E|-----15-----15-----15-----15-----|-----15-----15-----15-----15-----|  
 B|-----12-----12-----12-----12-----|-----12-----12-----12-----15-----|  
 G|-----13-----13-----13-----13-----|-----13-----13-----13-----13-----|  
 ^ ^ ^ ^ ^ ^ ^ ^ ^ ^

E|-----15-----15-----15-----15-----|-----15-----15-----15-----15-----|  
 B|-----12-----12-----12-----12-----|-----12-----12-----12-----15-----|  
 G|-----13-----13-----13-----13-----|-----13-----13-----13-----13-----|  
 ^ ^ ^ ^ ^ ^ ^ ^ ^ ^

A

E|-----12-----12-----12-----12-----|-----12-----12-----12-----12-----|  
 B|-----12-----12-----12-----12-----|-----12-----12-----12-----12-----|  
 G|-----12-----12-----12-----12-----|-----12-----12-----12-----12-----|  
 ^ ^ ^ ^ ^ ^ ^ ^ ^ ^

```

      ^         ^         ^         ^         ^         ^         ^         ^
      E
E|-----0-----|-----0-----|
B|-----3-----|-----3-----|
G|-----0-----|-----1-----|
D|-----|-----|
A|-----|-----0--1--|
E|-0-----|-----4-----|
      ^         ^         ^         ^         ^         ^         ^         ^
      B7                   A
E|-----2-----2-----|-----3-----2-----0-----|
B|-----0-----0-----0-----0-----|-----0-----0-----0-----|
G|-----|-----|-----2-----|
D|-----|-----|-----|
A|-2-----|-----|-----|
E|-----|-----|-----|
      ^         ^         ^         ^         ^         ^         ^         ^
      E
E|-----0-----|-----0-----0--0--0--|
B|-----0-----3-----|-----3-----0--0--0--|
G|-----0-----|-----1-----|
D|-----|-----|
A|-----|-----|
E|-0-----|-----|-----|
      ^         ^         ^         ^         ^         ^         ^         ^
    
```

Verse 4:

```

           E E                   E E
Went out last night   I didn't stay late
              {bass: E  F#  G  G#  )
'Fore I got home I had nineteen dates
    
```

Chorus 4: repeat

Verse 5:

```

           E E                   E E
Well they took some honey   From a tree
              {bass: E    F# G  G#  )
Dressed it up and they called it me
    
```

Chorus 5: repeat

Coda:

```

      E
E|-----0--0--0-----|-----0--0--0--0-----0-----|
B|-----3-----2-----2-----|-----1-----0--0-----0-----|
G|-----4-----3-----3-----|-----2-----0--1-----1-----|
      ^         ^         ^         ^         ^         ^         ^         ^
                                                    B7
E|-----|-----|-----|
B|-----3-----|-----3-----|
G|-----0-----1-----2/4-----|-----2--0-----1-----|
D|-----|-----0--2-----2-----|
A|-----|-----|-----2-----|
E|-----|-----|-----|
      ^         ^         ^         ^         ^         ^         ^         ^
    
```

\*\*\*\*\*

**HELP!**

06 August 1965 UK (Parlophone)

**Help!****Bm**

Help! I need somebody

**G**

Help! Not just anybody

**E7**Help! You know I need someone **HELP!**

#

**A**

^(riff - see below)

**{First verse:}****A****C#m**

When I was younger so much younger than today

(When..... when I was young.....I never)

**F#m****D****G****A**

I never needed anybody's help in any way

(need... help in any way)

**A****C#m**

But now these days have gone and I'm not so self-assured

(Now..... these days have gone.....and now I)

**F#m****D****G****A**

Now I find I've changed my mind, I've opened up the doors

(find..... I've opened up the doors)

**{Chorus}****Bm**

Help me if you can I'm feeling down

**G**

And I do appreciate your being 'round

**E7**

Help me get my feet back on the ground

**A**

Won't you please please help me?

#

^(riff - see below)

{Second Verse:}

And now my life has changed in oh so many ways  
My independence seems to vanish in the haze  
But every now and then I feel so insecure  
I know that I just need you like I've never done before

{Repeat Chorus}

{Repeat first verse} - acoustic only on first half - band joins on "But now..."

{Repeat Chorus until last line, then:}

**A**                                      **F#m**  
Won't you please please help me  
#          ^(riff - see below)  
                      **A**  **A6**  
Help me  Help me.  Oo-hm.

##### Help! signature riff:

#  
#   E -----  
#   B -----0-----0-----0-----0----  
#   G -----0-----0-----0-----0----  
#   D -----5-----4-----3-----2-----  
#   A --7-----6-----5-----4-----  
#   E -----

BONUS!!! HELP! "James Bond" opening (as on certain recordings)

**A7**          **C**  (C trills Estr/12-14, 10-12, 8-10, 5-6, Bstr/5-6, 3-5, 1-3)

1 2 3 4 1 2 3 4 1 2 3 4 1 2 3 4 1 2 3 4 1 2 3 4  
E ---17-17-17-|15-12-10-8--|5-----|0-----|0-----0-----|  
B ---17-17-17-|17-----|---5--3--1--|0-----|2-----1-----|  
G ---18-18-18-|17-----|-----|0-----|0-----0-----|  
D -----|-----|-----|2-----|2-----2-----|  
A -----|-----|-----|-----|-----|  
E 0-----|-----|-----|0-000-0---0-3-5-|6---5-3-5-3-0---|

**A7**  
1 2 3 4 1 2 3 4 1 2 3 4 1 2 3 4 1  
E 15---15-15---|15---15-15-|---15---15---15-15--|-----|-----| **Bm**  
B 17---17-17---|17---17-17-|---17---17---17-17--|---3--1-----|-----| Help!  
G 18---18-18---|18---18-18-|---18---18---18-18--|---2--0-----|-----|  
D -----|-----|-----|-----|-----|  
A -----|-----|-----|2--let ring-|-----|  
E 0-----|0-----|-----|-----|-----|

2nd guitar

**A7**          **C**  (Cm trills)  
1 2 3 4 1 2 3 4 1 2 3 4 1 2 3 4 1 2 3 4  
E ---9--9--9--|8-----|-----|-----|-----|  
B ---10-10-10-|8-----|-----|-----|-----|  
G ---9--9--9--|9-----|-----|-----|-----|  
D -----|-----|-----|-----|-----|  
A -----|-----|-----|-----|-----|  
E 0-----|-----|-----|0-000-0---0-3-5-|6---5-3-5-3-0---|

**A7**          **C**  (Cm trills)  
1 2 3 4 1 2 3 4 1 2 3 4 1 2 3 4 1  
E 9---9--9---|9---9--9---|---9---9---9--9---|-----|-----| **Bm**  
B 10--10-10---|10---10-10-|---10---10---10-10-|-----|-----| Help!  
G 9---9--9---|9---9--9---|---9---9---9--9---|-----|-----|  
D -----|-----|-----|-----|-----|  
A -----|-----|-----|2--let ring-|-----|  
E 0-----|0-----|-----|-----|-----|

\*\*\*\*\*

**The Night Before**

**Intro:**

Bass: C D  
 |D7 | |F | |G7 | |A7 | |

**Verse 1:**

D C  
 We said our goodbyes \_\_\_\_\_  
 G A  
 Ah The night before  
 D C  
 Love was in your eyes \_\_\_\_\_  
 G A  
 Ah The night before

Bm Gm  
 Now today I find  
 Bm Gm  
 You have changed your mind  
 D G7 D F G  
 Treat me like you did the night before

**Verse 2:**

Were you telling lies? \_\_\_\_\_  
 Ah, The Night Before  
 Was I so unwise \_\_\_\_\_  
 Ah, The Night Before

When I held you near  
 You were so sincere  
 D G7 D  
 Treat me like you did the night before

**Bridge:**

Am D7 G C/G G  
 Last night is the night I will remember you by  
 Bm E7 A7  
 When I think of things we did it makes me wanna cry

repeat **Verse 1:** (Pauls says "Yes" at end right before solo)

**Solo:** (Play through twice with octave doubling)

D	*pre-bend	C	*pre-bend
e -----		-----	
B -----3-----		-----	
G -----5b7r5-----2-----		-----	
D -----		-----5b7r5-----3-----	
A -----		-----	
E -----		-----	
G		A	*pre-bend
- -----		-----	
- -----		-----	
- -----5---7b9r7-----5-----		-----	
- -----7-----		-----3b5r3-----0-----	
- -----		-----	
- -----		-----	

**Bm** **Gm**  
 When I held you near  
**Bm** **Gm**  
 You were so sincere  
**D** **G7** **D**  
 Treat me like you did the night before (yeah)

**Bridge:**

Last night is the night I will remember you by  
 When I think of things we did it makes me wanna cry

repeat **Verse 2:** (Plus extra "Like the Night Before")

**F**  
 Like the night before

End lick:

D7	D
- -----	- 2-----
- -----	- 3-----
- -----5b7r5-----2-----	- 2-----
- -----5-----	- 0-----
- -----	- -----
- -----	- -----

\*\*\*\*\*



**You've Got To Hide Your Love Away**

Intro: |G |G | in 3/4 time

(\*h/o 4th string, 2nd fret)

G Dsus Fadd9 C G C (\*) Fadd9 C  
 Here I stand head in hand, turn my face to the wall  
 G D F C G C (\*) Fadd9 C D (h/o 3rd string)  
 If she's gone I can't go on, feeling two foot small \_\_\_\_\_  
 G Dsus F C G C (\*) F C  
 Everywhere peo-ple stare each and every day  
 G D F C G C (\*) Fadd9 C D D/C D/B D/A  
 I can see them laugh at me and I hear them say\_\_-ay-ay

G C Dsus D Dsus9 D  
 Hey you've got to hide your love away  
 Hey you've got to hide your love away

[Guitar behind Chorus following melody line with E dropped to D]

A|-----0---2--s5---3---3-----|  
 drop D|-5---5-----2-0-----|  
 ("Hey you've got to hide your love a-way")

G Dsus F C G C (\*) Fadd9 C  
 How can I e-ven try, I can never win  
 G Dsus F C G C (\*) Fadd9 C D  
 Hearing them seeing them in the state I'm in  
 G Dsus Fadd9 C G C (\*) Fadd9 C  
 How could she say to me love will find a way  
 G Dsus F C G C (\*) Fadd9 C D D/C D/B D/A  
 Gather round all you clowns, let me hear you say\_\_-ay ay

G C Dsus D Dsus9 D  
 Hey you got to hide your love away  
 Hey you got to hide your love away

[Guitar behind Chorus following melody line with E dropped to D]

A|-----0---2--s5---3---3-----|  
 drop D|-5---5-----2-0-----|  
 ("Hey you've got to hide your love a-way")

[Flute solo] to chords of verse

G Dsus F C G C C Fadd9 C  
 e|---|---|-----|-----|---|-----|-----|-----|  
 B|---|---|-3/5-|-----|---|-----|-3p1-|-----|  
 G|-0-|-2-|-----|-2h4p2p0-|-0-|-2p0-|-----|-4--2|

G Dsus F C G C C Fadd9 C G  
 e|---|---|-----|-----|---|-----|-----|-----|  
 B|---|---|-3/5-|-----|---|-----|-3p1-|---0h1-0h1-|-3-|  
 G|-0-|-2-|-----|-2h4p2p0-|-0-|-2p0-|-----|-----|

Chord forms:

C: x32013  
 Fadd9: xx3213  
 Dsus4: xx0233  
 Dsus9: xx0230

\*\*\*\*\*

**I Need You**

(George Harrison)

**Intro:**

A Asus9 Asus4 A  
 [Start on 2] | 1 + 2 + 3 + 4 + | 1 + 2 + 3 + 4 |

**Verse 1:**

A D A Asus9 Asus4 A (as intro)  
 You don't realize how much I need you.  
 A D A Asus9 Asus4 A  
 Love you all the time and never leave you.  
 F#m C#m  
 Please come on back to me.  
 F#m Bm A Asus9 Asus4 A  
 I'm lonely as can be. I need you.

**Verse 2:**

Said you had a thing or two to tell me.  
 How was I to know you would upset me?  
 I didn't realize,  
 As I looked in your eyes. You told me,

**Bridge:**

Aaug D E7 A Aaug  
 Oh, yes, you told me, you don't want my lovin' any more.  
 D E7 B7 Bm7 E7 Eaug  
 That's when it hurt me and feeling like this I just cant go on any more.

**Verse 3:**

Please remember how I feel about you.  
 I could never really live without you.  
 So, come on back and see,  
 Just what you mean to me. I need you.

**Bridge:**

Aaug D E7 A Aaug  
 Oh, when, you told me, you don't want my lovin' any more.  
 D E7 B7 Bm7 E7 Eaug  
 That's when it hurt me and feeling like this I just cant go on any more.

**Verse 4:**

Please remember how I feel about you.  
 I could never really live without you.  
 So, come on back and see,  
 F#m Bm A Asus9 Asus4 A  
 Just what you mean to me. I need you.  
 F#m D A Asus9 Asus4 A  
 I need you. I need you.

\*\*\*\*\*

## Another Girl

### Intro: partial Chorus

N.C.           A       D           A       D           A  
 For I have got   another girl   another girl

### Verse 1:

A                           G                           A                           D  
 You're making me say that I've got   nobody but you  
 A                           G                           A                           D  
 But as from today, well, I've got   somebody that's new  
 D7   E7 (stop)  
 I ain't no fool and I don't take what I don't want

### Intro: partial Chorus

N.C.           A       D           A       D           A  
 For I have got   another girl   another girl

### Verse 2:

A                           G                           A                           D  
 She's sweeter than all the girls and   I met quite a few  
 A                           G                           A                           D  
 Nobody in all the world can   do what she can do  
 D7   E7 (stop)  
 And so I'm telling you, "This time you'd better stop"

### CHORUS:

N.C.           A       D           A       D  
 For I have got   another girl  
                   C                           G                           C                           G  
 Another girl who will love me till the end  
   C                           E7/Ab           A7           E  
 Through thick and thin she will always be my friend

### Verse 3:

I don't want to say that I've been   unhappy with you  
 But, as from today, well, I've seen somebody that's new  
 I ain't no fool and I don't take what I don't want

### CHORUS: repeat

### Verse 3: repeat

### OUTRO:

For I have got   another girl   another girl   another girl...

{cool lead out} b(6)5

E -----	-----5-----	-----
B -----	-----b7-r7-----	-----
G ----b(6)5-----b7-----b7-----	-b5-----	--b7-r7---b5-r5---
D -7-----7-----	-----7-----	-----7-
A -----	-----	-----
E -----	-----	-----
^           ^           ^           ^	^           ^           ^           ^	^           ^           ^           ^

\*\*\*\*\*

**You're Going To Lose That Girl****Intro: Chorus**

You're gonna lose that girl. C#m  
 (Yes, yes you're gonna lose that girl)  
 You're gonna lose C#m/F# F#m B7 that girl.  
 (Yes, yes you're gonna lose that girl)

**Verse 1:**

If you don't take her out tonight G#7  
 She's gonna change her mind F#m7 B7  
 (She's gonna change her mind)  
 And I will take her out tonight G#7  
 and I will treat her kind F#m7 B7  
 (I'm gonna treat her kind)

**Chorus**

You're gonna lose that girl. C#m  
 (Yes, yes you're gonna lose that girl)  
 You're gonna lose F#m B7 that girl.  
 (Yes, yes you're gonna lose that girl)

**Verse 2:**

If you don't treat her right my friend  
 you're gonna find her gone  
 (You're gonna find her gone)  
 'Cause I will treat her right and then  
 you'll be the lonely one.  
 (You're not the only one)

**Chorus: repeat****Bridge**

You're gonna lose F#m D  
 (Yes, yes you're gonna lose that girl)  
 I'll make a point of takin' her away from you G G Yeah  
 (Watch what you do)  
 The way you treat her, what else can I do? C F

**Solo**

You're gonna lose E G#m7 F#m7 B7 2x thru  
 (You're gonna lose that girl)

Chorus: repeat

Bridge: repeat

Verse 3: repeat Verse 1

Chorus: repeat

You're gonna lose F#m7 D A E that girl  
 \*\*\*\*\*

## Ticket To Ride

**Intro:** on 12 string guitar

(let all notes ring, play 2 measures solo guitar intro, then 2 more with band)

```
e|-----0-----0-----0-----0-----|
B|-----2---0-----|-----2---0-----|
G|-2-----2-----|-2-----2-----|
  ^   ^   ^   ^   ^   ^   ^   ^
```

**Verse 1:**

**A**  
 I think I'm gonna be sad I think it's today, yeah  
**Bm7 E7**  
 The girl that's driving me mad is going away

**Chorus:**

<b>F#m</b>	<b>D9*</b>	<b>F#m</b>	<b>Gmaj7 Gadd6 Gb5* (or just G w/vocals)</b>
She's got a ticket to ride	She's got a ticket to ri	i	ide
			e -2-----0-----
			B -3-----3-----2-----
			G -4-----4-----4-----
			D -5-----5-----5-----

**F#m E7 A**  
 She's got a ticket to ride and she don't care.

**Verse 2:**

She said that living with me was bringing her down yeah.  
 That she would never be free when I was around

**Chorus:**

<b>F#m</b>	<b>E7</b>	<b>A</b>	<b>A7</b>
She's got a ticket to ride	She's got a ticket to ri	i	ide
She's got a ticket to ride	and she don't care.		

**Bridge:**

**D7**  
 I don't know why she's riding so high  
**E7**  
 She ought to think twice she ought to do right by me  
**D7**  
 Before she gets to saying goodbye  
**E7**  
 She ought to think twice she ought to do right by me

**guitar Solo:**

```
e|-----|
B|--10b(11)10-8-----15-----b(19)17--15--17--|
G|-----9--/16-----16-----|
```

**Verse 1: repeat**

I think I'm gonna be sad I think it's today, yeah  
 The girl that's driving me mad is going away Ahhh..

**Chorus:**

**Bridge:**

**guitar Solo:**

**Verse 2: repeat**

**Chorus:**

**Ending:**

**A A6sus4 A A6sus4...**  
 My baby don't care...

\*\*\*\*\*

**Act Naturally**

(Morrison/Russell)

As performed by The Beatles

**Intro:**

```

           D                               G
e|-----
B|-----7-----7-----8-----8-----
G|-----7-----5-----7-----7h9-----7h9-----7-----9p7-----0-----
D|--5--4-----5h7-----7-----9/-----
A|-----7--5-----7\5-----
D|-----/7-----

```

**Verse 1:**

```

G                               C
They're gonna put me in the movies
G                               D
They're gonna make a big star out of me
G                               C
We'll make a film about a man that's sad and lonely
D                               G
And all I gotta do is Act Naturally.

```

**Bridge:**

```

           D                               G
Well I bet you I'm gonna be a big star
           D                               G
Might win an Oscar, you can never tell
           D                               G
The movies gonna make me a big star
           A                               D
'Cos I can play the part so well.

```

**Verse 2:**

```

Well I hope you come and see me in the movies
Then I'll know that you will plainly see
The biggest fool that ever hit the big time
And all I gotta do is Act Naturally.

```

**Guitar Solo (play this twice): (in drop D tuning)**

```

           D                               G
D|-----5--5-----|
A|-----5-----3-----5-----3-----b(7) 5-----|
D|--5--4--2--0--6h7-----0--6h7-----7b(9)--5--|

```

**Verse 3:**

```

We'll make the scene about a man that's sad and lonely
And begging down upon his bended knee
I'll play the part and I won't need rehearsin'
All I have to do is Act Naturally.

```

**Bridge: repeat****Verse 2: repeat****Ending:**

```

           D                               G
D|-----0-----4-----4--5--5-----
A|-----3-----5/7-----b(7) 5-----
D|--5--4--2--0--/7-----0-----7b(9)--5-----

```

Assorted guitar licks: (not checked by Robb)

Example licks for verse:

They're gonna put me in the movies

```

e|-----3-----3-----|-----|-----|-----|-----|-----|-----|-----|
B|-----0-----0-----|-----|-----|-----|-----|-----|-----|-----|
G|-----0-----0-----|-----|-----|-----|-----|-----|-----|-----|
D|-----|-----|-----|-----|-----|-----|-----|-----|-----|-----|
A|-----|-----|-----|-----|-----|-----|-----|-----|-----|-----|
D|--5-----5-----|-----|-----|-----|-----|-----|-----|-----|
  
```

They're gonna make a big star out of me

```

e|-----3-----3-----|-----|-----|-----|-----|-----|-----|-----|
B|-----0-----0-----|-----|-----|-----|-----|-----|-----|-----|
G|-----0-----0-----|-----|-----|-----|-----|-----|-----|-----|
D|-----|-----|-----|-----|-----|-----|-----|-----|-----|-----|
A|-----|-----|-----|-----|-----|-----|-----|-----|-----|-----|
D|--5-----5-----5-----4-2-0-----|-----|-----|-----|-----|-----|
  
```

They'll make a film about a man that's sad and lonely

```

e|-----3-----3-----3-----|-----|-----|-----|-----|-----|-----|-----|
B|-----0-----0-----0-----|-----|-----|-----|-----|-----|-----|-----|
G|-----0-----0-----0-----|-----|-----|-----|-----|-----|-----|-----|
D|-----|-----|-----|-----|-----|-----|-----|-----|-----|-----|
A|-----|-----|-----|-----|-----|-----|-----|-----|-----|-----|
D|-----5-----5-----5-----4-2-0-----|-----|-----|-----|-----|-----|
  
```

And all I gotta do is Act Naturally

```

e|-----2-----2-----|-----|-----|-----|-----|-----|-----|-----|
B|-----3-----3-----5-3-----|-----|-----|-----|-----|-----|-----|
G|-----2-----2-----2/4-----4-0-----|-----|-----|-----|-----|-----|
D|-----0-----|-----|-----|-----|-----|-----|-----|-----|-----|
A|-----|-----|-----|-----|-----|-----|-----|-----|-----|-----|
D|-----|-----|-----|-----|-----|-----|-----|-----|-----|-----|
  
```

Example licks for middle part:

Well I bet you I'm gonna be a big star I might

```

e|-----|-----|-----|-----|-----|-----|-----|-----|-----|-----|
B|-----3-----3-----|-----|-----|-----|-----|-----|-----|-----|
G|-----2-----2-----|-----|-----|-----|-----|-----|-----|-----|
D|-----0-----0-----|-----|-----|-----|-----|-----|-----|-----|
A|-----|-----|-----|-----|-----|-----|-----|-----|-----|-----|
D|-----0-----0-----|-----|-----|-----|-----|-----|-----|-----|
  
```

..win an Oscar You can never tell (repeat above)

The movies gonna make me a big star 'Cos I

```

e|-----|-----|-----|-----|-----|-----|-----|-----|-----|-----|
B|-----|-----|-----|-----|-----|-----|-----|-----|-----|-----|
G|-----|-----|-----|-----|-----|-----|-----|-----|-----|-----|
D|-----5-----5-----5-----5-----6-----7-----|-----|-----|-----|
A|-----|-----|-----|-----|-----|-----|-----|-----|-----|-----|
D|-----0-----2-----4-----5-----5-----5-----5-----6-----7-----|-----|
  
```

can play the part so well.

```

e|-----|-----|-----|-----|-----|-----|-----|-----|-----|-----|
  
```

```

B|-----
G|-----
D|-----12-----10-----9-----7-----
A|-----
D|-----12-----10-----9-----7-----

```

One other famous lick:

Then I know that you will plainly see

```

e|-----
B|-----
G|-----
D|-----0-----
A|-----0--h2-----2--p0-----
D|-----5-----4--2-----0--3h4-----4--5-----

```

-----  
Tab Special Notations:

```

----0---- play the open string ('fret zero')
----5---- play fret five
----5~---- play fret five with vibrato
---5/7--- play fret five, slide up to fret seven
---7\5--- play fret seven, slide down to fret five
--8b(9)-- play fret eight, bend the string (at fret eight) to reach
           the pitch of fret nine
--b(9)8-- play fret eight already bent to the pitch of fret nine,
           unbending until it reaches the normal pitch of fret eight
----h7--- hammer-on to fret seven
----p5--- pull-off to fret five
---/7---- slide up to fret 7 (the starting fret of the slide is
           undefined, judge by ear)
---15\--- play fret 15, slide down (the ending fret of the slide is
           undefined, judge by ear)
---0h3--- play the open string and immediately hammer-on to fret
           three
---7p5--- play fret seven and immediately pull-off to fret five

```

\*\*\*\*\*

---



**It's Only Love**

```

      C              Am
|-----0
|-1---0-----1
|-----2-0---2   repeat
|-----2
|-----0
|-----0
|-----

```

G+: xx5443

**Verse 1:**

```

      C      Em/B      Bb      F      G      G+
I get high when I see you go by,      my oh my

```

```

      C      Em/B      Bb      F      G      G+
When you sigh my my inside just flies,  butterflies

```

```

      F      G      C      Am
Why am I so shy when I'm beside you ?

```

**Chorus:**

```

      Bb      G
It's only love and that is all
      C      Am      (as in intro)
Why should i feel the way i do?
      Bb      G      F      G
It's only love and that is all, but it's so hard, lovin you

```

**Verse 2:**

Is it right that you and I should fight, every night?  
 Just the sight of you makes night-time bright, very bright  
 Haven't I the right to make it up, girl?

**Chorus:**

```

It's only love and that is all,
Why should I feel the way i do?
It's only love and that is all, but it's so hard, lovin you
      F      G      C      Am      C      Am      C      Am      C
Yes it's so hard, lovin you, lovin you.

```

\*\*\*\*\*

## You Like Me Too Much

### Intro:

G Bb D7 G

### Verse 1:

Though you've gone away this morning you'll be back again tonight  
 telling me there'll be no next time if I just don't treat you right  
 You'll never leave me and you know it's true  
 Cause you like me too much and I like you

### Verse 2:

You've tried before to leave me but you haven't got the nerve  
 To walk out and leave me lonely which is all that I deserve  
 You'll never leave me and you know it's true  
 Cause you like me too much and I like you

### Bridge:

I really do  
 And it's nice when you believe me  
 If you leave me

### Verse 3:

I will follow you and bring you back where you belong  
 Cause I couldn't really stand it I admit that I was wrong  
 I wouldn't let you leave me cause it's true  
 Cause you like me too much and I like you

### Solo:

D7 G

```

E|-----7-----6-----5-----3-----|-----|
B|-----3-----4-----5-----6-----|-----|
G|-----7-----6-----5-----4-----|-----4-----5-----6-----7-----|
D|-----|-----|-----|-----|-----|
A|-----5-----6-----7-----8-----|-----|
    ^         ^         ^         ^         ^         ^         ^         ^
    repeat above
    
```

**C**

```

E|-----12-----11--10--8-----|
B|-----1-----3--4-----5-----|
G|-----12-----11--10--9-----|
D|-----2-----3--4-----5-----|
  ^         ^         ^         ^
    
```

**G**

```

E|-----7-----6--5-----3-----|
B|-----3-----4--5-----6-----|
G|-----7-----6--5-----4-----|
D|-----4-----5--6-----7-----|
A|-----5-----6--7-----8-----|
  ^         ^         ^         ^
    
```

**D7**

```

E|-----7-----8--9-----10-----|
B|-----10-----9--8--7-----|
G|-----7-----9--10-----11-----|
D|-----10-----9--8--7-----|
  ^         ^         ^         ^
    
```

```

E|-----10-----8--7-----5-----|
B|-----|
G|-----11-----9--7-----5-----|
  ^         ^         ^         ^
    
```

**G7                      C                      D7**

Cause you like me too much and I like you

**Bridge:**

```

Em7                      A7
I really do
Bm                                      A
And it's nice when you believe me
Em7    A7                      D7
If you leave me
    
```

**Verse 3: repeat**

```

Am7                                              CM7                                              G6
I will follow you and bring you back where you belong
Am7                                              CM7                                              G7
Cause I couldn't really stand it I admit that I was wrong
Bm7                                              D7
I wouldn't let you leave me cause it's true
G7                                              C                                              D7
Cause you like me too much and I like you
    
```

**Coda:**

```

G                                              C                                              D7
Cause you like me too much and I like you

G                                      Bb                      D7                      G
    
```

\*\*\*\*\*

**Tell Me What You See****Intro:**

G

**Verse 1:**

G C D G C G  
 If you let me take your heart I will prove to you  
 G C D G C D G  
 We will never be apart If I'm part of you

**Chorus:**

C G C G  
 Open up your eyes now Tell me what you see  
 C G C D G  
 It is no surprise now What you see is me

**Verse 2:**

Big and black the clouds may be Time will pass away  
 If you put your trust in me I'll make bright your day

**Chorus:**

C G C G  
 Look into these eyes now Tell me what you see  
 C G C D G  
 Don't you realize now What you see is me

**Bridge:**

G7add9 (Dm/G) C G D7 G (see tab below)  
 Tell\_\_ me\_\_ what\_\_ you\_\_ see\_\_

C	G	D7	G
E ----- ----- ----- ----- -----	E ----- ----- ----- ----- -----	E ----- ----- ----- ----- -----	E ----- ----- ----- ----- -----
B -----5-6- 8--6--5-6--5-- 5--3--3---5--3- 3--1--1---3--1- 1-----0-0-----	B -----5-6- 8--6--5-6--5-- 5--3--3---5--3- 3--1--1---3--1- 1-----0-0-----	B -----5-6- 8--6--5-6--5-- 5--3--3---5--3- 3--1--1---3--1- 1-----0-0-----	B -----5-6- 8--6--5-6--5-- 5--3--3---5--3- 3--1--1---3--1- 1-----0-0-----
G -----5-7- 9--7--5-7--5-- 5--4--4---5--4- 4--2--2---4--2- 2-----0-0-----	G -----5-7- 9--7--5-7--5-- 5--4--4---5--4- 4--2--2---4--2- 2-----0-0-----	G -----5-7- 9--7--5-7--5-- 5--4--4---5--4- 4--2--2---4--2- 2-----0-0-----	G -----5-7- 9--7--5-7--5-- 5--4--4---5--4- 4--2--2---4--2- 2-----0-0-----
D -----5----- ----- ----- ----- -----	D -----5----- ----- ----- ----- -----	D -----5----- ----- ----- ----- -----	D -----5----- ----- ----- ----- -----
A ----- ----- ----- ----- -----	A ----- ----- ----- ----- -----	A ----- ----- ----- ----- -----	A ----- ----- ----- ----- -----
E ----- ----- ----- ----- -----	E ----- ----- ----- ----- -----	E ----- ----- ----- ----- -----	E ----- ----- ----- ----- -----
^ ^ ^ ^ ^ ^ ^ ^	^ ^ ^ ^ ^ ^ ^ ^	^ ^ ^ ^ ^ ^ ^ ^	^ ^ ^ ^ ^ ^ ^ ^

"\_see..."

**Verse 3:**

Listen to me one more time How can I get through  
 Can't you try to see that I'm Tryin' to get to you

**Chorus:**

C G C G  
 Open up your eyes now Tell me what you see  
 C G C D G  
 It is no surprise now What you see is me

**Bridge:**

G7add9 C G D7 G  
 Tell\_\_ me\_\_ what\_\_ you\_\_ see\_\_

**Verse 3:**

Listen to me one more time How can I get through

Can't you try to see that I'm Tryin' to get to you

Chorus:

C G C G  
Open up your eyes now Tell me what you see  
C G C D G  
It is no surprise now What you see is me

Bridge:

G7add9 C G D7 G  
mm mm mm mm mm

\*\*\*\*\*

---

---

**I've Just Seen A Face**

Note: Play with capo on 2nd fret, bringing song up to the key of A.  
Tempo picks up speed as vocal starts after intro.

**Verse 1:**

**G** **Em**  
 I've just seen a face I can't forget the time or place where we just met  
**C**  
 She's just the girl for me and I want all the world to see we've met  
**Am C/G D/F# G**  
 Mm mm mm mm mm mm

**Verse 2:**

Had it been another day I might have looked the other way and  
 I'd have never been aware but as it is I'll dream of her tonight  
 Lai Di Di dat nn di

**Chorus:**

**D C G C G**  
 Falling yes I am falling and she keeps calling me back again

**Verse 3:**

I have never known the like of this I've been alone and I have  
 Missed things and kept out of sight but other girls were never quite like this  
 Lai Di nn Di dat nn di

**Repeat Chorus**

Guitar solo played to verse chords.

**Repeat Chorus**

**Repeat Verse 1**

**D G**  
 (with) Mm mm mm dat nn di

**Repeat Chorus - 3 times to end**

Note: Play with capo on 2nd fret, bringing song up to the key of A.  
Intro, guitar #1 part is on 1st & 3rd strings, guitar #2 part on 4th, 5th, and 6th strings:

```

E -----2---2---2---5---5---5---9---9---9---14---14---14-
B -----
G -----2---2---2---6---6---6---11---11---11---14---14---14-
D -----4-----2-----
A -----
E --5-4-2-----

E -----10---10---10---12---12---12---14---14---14---14---14---14-
B -----
G --11---11---11---12---12---12---14---14---14---14---14---14-
D -----
A --5-----5-----4-----
E -----

E -----12---12---12---10---10---10-----
B -----
G --13---13---13---11---11---11-----
D -----
A --2-----
E -----5-----4-----5-----
    
```

Note: Robb's way:

Acoustic:

```
E -----|-----|-----|
B -----|-----0-----5-----|-----10-----10--10--10-|
G -----|---2-----2---6-----6-|---11-----11-11--11--11-|
D -----|4---4---4---7---7---7---|11--11--11-----|
A -----|-----|-----9-----|
E --5-4-|-2-----|-----12-----|
```

```
E -----|-----|-----|
B ---7---7---7---8---8---8-|---10--10--10--10--10--10--|---9---9---9---7---7---7-|
G -7---7---7---9---9---9---|11--11--11--11--11--11---|9---9---9---7---7---7---|
D -0-----|-----|-----|
A -----|-----|-----|
E -----|-----10---9-----|7-----5---4-----|
```

Electric

```
E -----|---2---2---2---5---5---5-|---9---9---9---14--14--14-|
B -----|-----|-----|
G -----|-2---2---2---6---6---6---|-11--11--11--14--14--14---|
```

```
E ---10--10--10--12--12--12-|---14--14--14--14--14--14-|---12--12--12--10--10--10-|
B -----|-----|-----|
G -11--11--11--12--12--12---|-14--14--14--14--14--14---|-13--13--13--11--11--11---|
```

\*\*\*\*\*

**Yesterday**

(First version is shown played in regular tuning)

**Intro:**

F

**Verse 1**

F Em7 A7 Dm Dm/C  
 Yesterday all my troubles seemed so far away  
 Bb C7 F F/E Dm7 G Bb F  
 Now I need a place to hide away Oh I believe in yesterday

**Verse 2**

F Em7 A7 Dm Dm/C  
 Suddenly I'm not half the man I used to be  
 Bb C7 F F/E Dm7 G7 Bb F  
 There's a shadow hanging over me Oh yesterday came suddenly

**Bridge**

A7sus4 A7 Dm C Bb Am\* Gm C7 F (2<sup>nd</sup> time add low notes C Eb C Bb)  
 Why she had to go I don't know she wouldn't say  
 A7sus4 A7 Dm C Bb Am\* Gm C7 F (add dropping single notes C Bb A)  
 I said something wrong now I long for yesterday

**Verse 3**

F Em7 A7 Dm Dm/C  
 Yesterday love was such an easy game to play  
 Bb C7 F F/E Dm7 G7 Bb F  
 Now I need a place to hide away oh I believe in yesterday

**repeat Bridge**

...wouldn't say (add low notes C Eb C Bb)

**repeat Verse 3****outro**

Dm7 G7 Bb F  
 mm mm mm mm mm mm mmmmmmmmmmm

Chord hint Am\* -0-----  
 -----3-  
 -----  
 -----  
 -0-----  
 -----

I don't...  
 now I...

(Version below is played on guitar tuned down a whole step - D G C F A D  
 [as I think Paul actually did])

**Verse 1**

G F#m7 B7 Em Em7  
 Yesterday all my troubles seemed so far away  
 C D7 G G/F# Em7 A7 C G  
 Now I need a place to hide away oh I believe in yesterday



Verse 2

G F#m7 B7 Em Em7  
 Suddenly I'm not half the man I used to be  
 C D7 G G/F# Em7 A7 C G  
 There's a shadow hanging over me Oh yesterday came suddenly

Bridge

B7sus4 B7 Em D C Bm\* Am D7 G  
 Why she had to go I don't know she wouldn't say  
 B7sus4 B7 Em D C Bm\* Am D7 G (add dropping single notes D C B)  
 I said something wrong now I long for yesterday

Verse 3

G F#m7 B7 Em Em7 (strings on high A from "Yesterday...")  
 Yesterday love was such an easy game to play  
 C D7 G G/F# Em7 A7 C G (...until "away")  
 Now I need a place to hide away oh I believe in yesterday

repeat Bridge

repeat Verse 3

outro

Em7 A7 C G  
 mm mm mm mm mm mm mmmmmmmmmmm

Chord hint Bm\* -2---0-  
 -----  
 -----  
 -----  
 -2-----  
 -----

I don't...  
 now I...

\*\*\*\*\*

## Dizzy Miss Lizzie

### Intro:

```

e|-----|
B|----12b-12b-12b-12br-10-12-12b-|
G|-----|
   1       2       3       4
   A                               A
e|-----|-----|-----|-----|
B|-10---|----12b-12b-12b-12br-10-12-12b-|-10---|----12b-12b-12b-12br-10-12-12b-|
G|-----|-----|-----|-----|
   1234   1       2       3       4       1234   1       2       3       4

   D                               A
e|-----|-----|-----|-----|
B|-10---|----12b-12b-12b-12br-10-12-12b-|-10---|----12b-12b-12b-12br-10-12-12b-|
G|-----|-----|-----|-----|

   E                               A       E
e|-----|-----|-----|-----|
B|-12---|----12b-12b-12b-12br-10-12-12b-|-10---|-----|
G|-----|-----|-----|-----|

```

(You make me...)

### Verse 1

```

E                               A
You make me dizzy Miss Lizzie, the way you rock and roll
                               D                               A
You make me dizzy Miss Lizzie, when you do the stroll
           E       D                               A       E
Come on miss Lizzie, love me 'fore I grow too old

```

### Verse 2

Come on give me fever, put your little hand in mine  
 You make me dizzy dizzy Lizzie, ooh girl you look so fine  
 Just a-rockin' and a-rollin', girl I said I wish you were mine

### Repeat intro, then Fill A:

```

E|-10-----5-----|
B|---b(13)12-----|
G|-----b(9)7---5-|

```

You make me dizzy Miss Lizzie, when you call my name  
 Ooh baby, see you're driving me insane  
 Come on, come on, come on baby, I wanna be your loving man

### Repeat intro, then Fill B:

```

E|-10-----5-----|
B|---b(13)10-----|
G|-----b(9)7---5-|

```

### Verse 3

Run and tell your mama, I want you to be my bride  
 Run and tell your brother, baby don't run and hide  
 You make me dizzy Miss Lizzie, girl I want to marry you

### Verse 4

Come on give me fever, put your little hand in mine  
 You make me dizzy dizzy Lizzie, girl you look so fine  
 You're just a-rockin' and a-rollin', girl I said I wish you were mine  
 (play Fill A, then end on **A6**)

\*\*\*\*\*

# Rubber Soul

03 December 1965 UK (Parlophone)



## Drive My Car

Intro: guitar starts on the "and" of beat 4

<b>D</b>	<b>*bass fill D</b>
----- ----- -----	----- -----
----- -----6b(7)-5--7- -----7-5--5--7--	----- -----
----- -5-5h7-5-----5--7- -----7-5--5--7--	----- -----5h7-----
----- -7- -----7-----7-----	----- -5h7-----
----- -----(*bass fill) -----	----- -----5-----
----- ----- -----	----- -----
4 + 1 + 2 + 3 4 + 1 + 2 + 3 4	3 + 4 +

Verse 1:

D|-----7-----|-----|

A|--5-----7/9-----9\7--5-|-----5-----|

E|-----|-----3-----5/7-----7\5--3-----|

**D** Asked a girl **G** what she wanted to be

**D** She said baby **G** Can't you see

**D** I wanna be famous **G** a star of the screen

**A**

A|-----7--7-----7--7-----7--9--7-----|

E|-----5--5-----5--5-----7/9-----9-----|

But you can do something in between

Chorus:

**Bm** Baby you can drive my **A G** car (piano fill) **A** (A's are bass note ONLY)

B|--3-----5--6--5-----3-----|

G|--4-----5--7--5-----4-----|

**Bm** Yes I'm gonna be a **A G** star (piano fill again) **A** (A's are bass note ONLY)

Bm

Baby you can drive my car

Em
A
D
G
A

And maybe I'll love you

A|-----0-----5-5-----5-----7-9p7-----  
 E|--0--2--3--0-----3--2--0-----5/7-----7\5--3--5--5-5-5--7/9-----9--

Verse 2:

Told that girl that my prospects were good  
 And she said baby, it's understood  
 Working for peanuts is all very fine  
 But I can show you a better time

Repeat Chorus:

	<b>A</b>		<b>D</b>		
	Beep	beep	'm	beep	beep
			YEAH!		(Vocal Harmony below)
Paul	C	C	A	C	C
John	A	A	F#	A	A
George	G	G	E	G	G

Guitar solo:

DG

-|-----b(10)8-----  
 -|-----b(10)8--6--8--8--8--6--8--  
 -|-----6b(7)-----7-----  
-	--7-----
 -|-----

DG

-|-----b(10)8-----  
 -|-----b(10)8--6--8--8--8--6--  
 -|-----6b(7)-----7-----7--  
-	--7-----
 -|-----

DG

-|-----b(10)8-----  
 -|-----b(10)8--6--8--8--8--6--8--  
 -|-----6b(7)-----7-----  
-	--7-----
 -|-----

ABm

-|-----8-----10-----13-----  
-	--10--10b-----13b-----15b-----13--15-----
 -|-----  
 -|-----  
 -|-----

Repeat chorus:

Verse 3:

Told that girl I could start right away  
She said listen to me babe I got something to say  
I got no car and it's breaking my heart  
But I've found a driver and that's a start

Repeat Chorus:

Ending (repeat to fade):

D                    G                                    A

Beep beep 'm beep beep YEAH!

A|-----5-5-----5-----7--9--7-----5--

E|-----5/7-----7\5---3--5-5--7/9-----9-----

\*\*\*\*\*

**Norwegian Wood (This Bird Has Flown)**

capo: 2nd fret time: 12/8

"Main Pattern"

**D**

```

E | |-----2-2-2-----2-2-2-----|
B | |--3---3-3-3---3---3---3-----3-3-3---3-----|
G | |--2---2-2-2---4---2---0---2---2-2---0---0---2---|
D | |--0-----4-----2-----4-----|
A | |-----|
E | |-----|
  + . . + . . + . . + . .

```

**D Cadd9 G D**

```

E | |-----2-2-2-----2-2-2-2-----2-----|
B | |--3---3-3-3---3-----3---3-3-3-3---3-----|
G | |--2---2-2-2---0-----2---2-2-2-2-2---2-----|
D | |--0-----0---0-----0-----|
A | |-----3-----2---0-----|
E | |-----|
  + . . + . . + . . + . .

```

**[Intro]** play "Main Pattern" 2 times: (2nd time with sitar melody line)

[ Continue to use "Main Pattern" for verses (under solo voice) ]

**{Verse 1}**

I once had a girl,  
Or should I say, she once had me;  
She showed me her room,  
Isn't it good Norwegian wood.

**{Chorus}** [ with "Pattern 2" (below) ]

**Dm** **G**  
She asked me to stay and she told me to sit anywhere.  
**Dm** **Em7** **A7**  
So I looked around and I noticed there wasn't a chair.

**{Verse 2}**

I sat on a rug,  
biding my time, drinking her wine.  
We talked until two,  
and then she said "It's time for bed."

Play "Main Pattern" 2 times: (both times with sitar melody line)

**{Chorus?}** [ with "Pattern 2" (below) ]

She told me she worked in the morning and started to laugh  
I told her I didn't and crawled off to sleep in the bath

**{Verse 3}**

And, when I awoke,  
I was alone, this bird had flown.  
So, I lit a fire,  
Isn't it good Nor-we-gian wood.

Play "Ending Pattern" Once: (with sitar melody line)

{Chorus?} "Pattern 2" chords

**Dm**

```
E |--1---1-1-1---1---1-1-1---1-----|
B |--3---3-3-3---3---3-3-3---3---3-3-3---|
G |--2---2-2-2---2---2-2-2---2---2-2-2---2---0---2---|
D |--0-----0-----0-----3---0---3---|
A |--0-----0-----0-----|
E |-----|
+ . . + . . + . . + . .
```

**G**

```
E |--3---3-3-3-3---3-3-3-3---3-3-3-3---3-----|
B |--3---3-3-3-3---3-3-3-3---3-3-3-3---3-----|
G |--0---0-0-0-0---0-0-0-0---0-0-0-0---0-----|
D |--0---0-0-0-0---0-0-0-0---0-0-0-0---0-----|
A |--2-----0-----|
E |--3-----3-----|
+ . . + . . + . . + . .
```

**Dm**

```
E |--1---1-1-1---1---0-0-0---0-----|
B |--3---3-3-3---3---3-3-3---3---3-3-3---|
G |--2---2-2-2---2---0-0-0---0---2-2-2---2---0---2---|
D |--0---0-0-0---0---0-0-0---0---3-0-3---|
A |--0---0-0-0---0---0-0-0---0-----|
E |-----|
+ . . + . . + . . + . .
```

**Em7**

**A7**

```
E |--0---0-0-0-0---0---0-0-0---0-0-0-0-0-0-----|
B |--3---3-3-3-3---3---3-2---2-2-2-0-2-----|
G |--0---0-0-0-0---0---0-0-0---0-0-0-0-0-0-----|
D |--2---2-2-2-2---2---2-2-2-2-2-2-----|
A |--2---2-2-2---2---0-0-0-----|
E |--0---0-0-0-0-----|
+ . . + . . + . . + . .
```

{Ending Pattern:}

**D**

```
E ||-----|
B ||--3---3-3-3---3---3---3---3-3-3---3-----|
G ||--2---2-2-2---4---2---0---2---2-2-2---0---0---2---|
D ||--0-----4-----2-----4-----|
A ||-----|
E ||-----|
+ . . + . . + . . + . .
```

**D**

**C**

**G**

**D**

```
E |-----|
B |--3---3-3-3---3---3-----|
G |--2---2-2-2---0---2-----|
D |--0-----0---0-----|
A |-----3---2---0-----|
E |-----|
+ . . + . . + . . + . .
```

\*\*\*\*\*

**You Won't See Me**

D A

**{Verse 1:}**

A B7 D A  
 When I call you up, your line's engaged.  
 A B7 D A  
 I have had enough, so act your age!  
 A7 D Dm A  
 We have lost the time that was so hard to find,  
 A B7 D A  
 And I will lose my mind if you won't see me. (You won't see me)  
 D A  
 You won't see me. (You won't see me)

**{Verse 2:} (with Oo La la la)**

I don't know why you should want to hide  
 But I can't get through, my hands are tied.  
 I won't want to stay, I don't have much to say,  
 but I get turned away, when you won't see me. (You won't see me)  
 You won't see me. (You won't see me)

**{Bridge:}**

Bm Dm Ddim(x56464) A  
 Time after time you refuse to even listen.  
 B B7 E9 E  
 I wouldn't mind if I knew what I was missing.  
 (No I wouldn't no I wouldn't)

**{Verse 3:}**

Though the days are few they're filled with tears,  
 and since I lost you it feels like years.  
 Yes, it seems so long, girl since you've been gone,  
 and I just can't go on if you won't see me. (You won't see me)  
 You won't see me. (You won't see me)

**{Bridge:}**

Time after time you refuse to even listen.  
 I wouldn't mind if I knew what I was missing.  
 (No I wouldn't no I wouldn't)

**{Verse 4:} repeat Verse 3**

A B7 D A  
 Though the days are few they're filled with tears,  
 A B7 D A  
 and since I lost you it feels like years.  
 A7 D Dm A  
 Yes, it seems so long, girl since you've been gone,  
 A B7 D A  
 and I just can't go on if you won't see me. (You won't see me)  
 D A  
 You won't see me. (You won't see me)

A B7 D A  
 Ooh ooh la la la ooh ooh la la la (repeat and fade)

**CHORDS:**

A x02220 D xx0232 Dm xx0231 Ddim x56464 E9 022432  
 B7 x24242 A7 x02223 Bm x24432 B x24442

\*\*\*\*\*



**Nowhere Man****[Verse 1:] (with acapella intro)**

He's a real nowhere man  
Sitting in his nowhere land

**F#m**                      **Am**                      **E**  
Making all his nowhere plans for nobody

Fill:                      E9 (or xx2132)  
{--2-----}  
{--3-----}  
{--4---2-1-----}  
{--2-----2-----}  
{-----2-----}  
{-----}

**[Verse 2:]**

**E**                      **B**  
Doesn't have a point of view  
**A**                      **E**  
Knows not where he's going to  
**F#m**                      **Am**                      **E**  
Isn't he a bit like you and me

Fill:  
{-----}  
{--0-----}  
{-----2-1-----}  
{-----2-----}  
{-----2-----}  
{-----}

**[Chorus 1:]**

**G#m**                      **A**  
Nowhere man, please listen  
**G#m**                      **A**  
You don't know what you're missing  
**G#m**                      **F#m/A\***                      **B**  
Nowhere man, the world is at your command

[bass line for end of Chorus - (it suggests an A6 chord rather than an F#m)]

**F#m/A\***                      **B**  
D|----4-----|----4-----|----6-----|----|  
A|---4---7---4-7-|---4---7---4-7-|---6---9---6-|-7--|  
E|-5-----|-5-----|-7-----7-7-|-7--|  
^   ^   ^   ^   ^   ^   ^   ^   ^   ^   ^   ^   ^   ^

**[Solo:]** (solo over chords to verse - E B A E F#m Am E)

(Harmonic)  
{---0-0-----0-2-----12--}  
{-----0---4-----2-2-----0-----}  
{-----2---1-2-----2-2-----2-2-----}  
{-----4-----}  
{-----3-----}  
{-----8-7-7---7S0-----}

**[Verse 3:]**

He's as blind as he can be  
 Just sees what he wants to see  
 Nowhere man can you see me at all?

[Chorus 2:]

Nowhere man, don't worry  
 Take your time, don't hurry  
 Leave it all till somebody else lends you a hand

[repeat Verse 2:]

Doesn't have a point of view  
 Knows not where he's going to  
 Isn't he a bit like you and me

[Chorus 3:]

Nowhere man, please listen  
 You don't know what you're missing  
 Nowhere man, the world is at your command

[repeat Verse 1:]

He's a real nowhere man  
 Sitting in his nowhere land  
 Making all his nowhere plans for nobody

Making all his nowhere plans for nobody  
 Making all his nowhere plans for nobody

\*\*\*    \*\*\*    \*\*\*    \*\*\*    \*\*\*    \*\*\*

Vocal Harmonies to "Nowhere Man" (tabbed)

Verse 1:

	E	B	A	E	F#m	Am	E
e	-0---	0-4---	2-----	-----	-----	-----	-----
B	-0---	0-5---	4-5---	4--2--2---	5--5--5-0---	0-----	-----
G	-1---	1-4---	4-6---	4--2--2---	6--6--4-2---	1---2-2---	6---6---5-2---
D	-----	4-----	4--2--2---	/7--7--6-4---	2---4-4---	7---7---6-4---	2---4---4-2-2---
A	-----	-----	-----	-----	4-4---	7---7---7-3---	3---3---3-2-2---
E	-----	-----	-----	-----	-----	-----	-----

He's a real nowhere man Sitting in his nowhere land Making all his nowhere plans for nobody

\*\*\*\*\*

**Think For Yourself**

by George Harrison

**Intro:**

Guitar One

```

          G7          G7          G7  G7  G7
E|-----3-----3-----|-----3-----3-----|
B|-----6-----6-----|-----6-----6-----|
G|-----4-----4-----|-----4-----4-----|
D|-----3-----3-----|-----3-----3-----|
A|-----5-----5-----|-----5-----5-----|
E|-3---3---3---3---3---3---| -3---3---3---3---3---4---|
   1   2   3   4         1   2   3   4

```

Distorted guitar

```

E|-3---3---3---3---3h7-1--| -3---3---3---3---4---|

```

**Verse 1:**

```

Am          Dm
  I've got a word or two
Bb          C          G7
  To say about the things that you do
Am          Dm
  You're telling all those lies
Bb          C          G7          Am
  About the good things that We can have if we close our eyes

```

**Chorus:**

```

          C7          G7
G|-----3-----2-0-----|-----3-----3-----|
D|-----2-----5-5--2-----|-----2-----2-----|
A|-3-3-----3-3-----|-----2-----5-5--2-----|
E|-----3-----3-----|-----3-----3-----|
   1   2   3   4         1   2   3   4         1   2   3   4         1   2   3   4
  Do what you want to do          And go where you're going to
Eb/Bb          D7          G7          D|-5---8-----|-----5-----|
Think for yourself 'cause I won't be there with you  A|-----5-|-8-----|

```

**Verse 2:**

```

I left you far behind
The ruins of the life that you had in mind
And though you still can't see
I know you're mind's made up You're gonna cause more misery

```

Chorus: repeat

**Verse 3:**

```

Although your mind's opaque
Try thinking more if just for your own sake
The future still looks good
And you've got time to rectify All the things that you should

```

Chorus: repeat

Chorus: repeat

End of Chorus: repeat

\*\*\*\*\*

**The Word****Intro:** (piano)**G G G7**

E-----7-----|

B-----8-8-6-|

G-----7-7-|

1 2 3 4 +

**Daug9 (on downbeat of 2 & upbeat of 3)**

e|-----|-----|

(guitar) B|-----6-----6(7-7)|-----6-----6(7-7)-| ««(7th fret optional [piano])

(guitar) G|-----5-----5(7-7)|-----5-----5(7-7)-| ««(7th fret optional [piano])

(guitar) D|-----4-----4-----|-----4-----4-----|

(bass) A|-5-5---5-3-----3-|-5-5---5-3-----3--|

(bass) E|-----5-5-----|-----5-5-----|

^ ^ ^ ^ ^ ^ ^ ^

**(Chorus:)****Daug9**

(vocal harmony)

( F G A A G F F ) = Paul

( D E F D C A A ) = John

**Say the word and you'll be free****Say the word and be like me****G7****Say the word I'm thinking of****G7 (on downbeat of 2 & upbeat of 3)**

e|----- (3-3) |----- (3-3) -| ««(3rd fret optional [piano])

(guitar) B|-----6-----6(3-3)|-----6-----6(3-3)-| ««(3rd fret optional [piano])

(guitar) G|-----4-----4-----|-----4-----4-----|

(guitar) D|-5-5---5-3-----3-|-5-5---5-3-----|

(bass) A|-----5-5-----|-----5-5-3-----|

(bass) E|-----|-----5--|

^ ^ ^ ^ ^ ^ ^ ^

**Daug9****Have you heard the word is love?****G/A****A****F/G****G****Daug9****It's so fine, It's sun- shine It's the word love.**

( B B(oct) A A A G ) = Paul

( G E A F D ) = George?

( B D C# A C B ) = John

**G/A****A****F/G****G**

e|-----|-----|

B|-3-----2-----|-1-----0-----|

G|-4-----2-----|-2-----0-----|

D|-----2-----|-----0-----|

A|-0-4---0-----|---2-----|

E|-----|-----3-----3-----|

1 + 2 + 3 4 + 1 + 2 + 3 4 +

**{Verse 1:}**

(bass and piano hit each chord on 1,2,3,4)

(with guitar repeating [D C A G A C] under chords)

1 2 3 4

**D****C****In the beginning, I misunderstood**

**F** But now I've got it, the word is good **G**

**{Chorus:}**  
 Spread the word and you'll be free  
 Spread the word and be like me  
 Spread the word I'm thinking of  
 Have you heard the word is love?  
 It's so fine, It's sun-shine It's the word love.

**{Verse 2:}**  
 Everywhere I go, I hear it said  
 In the good and bad books that I have read

**{Chorus:}**  
 Say the word and you'll be free  
 Say the word and you'll be free  
 Say the word and be like me  
 Say the word I'm thinking of  
 Have you heard the word is love  
 It's so fine, It's sun-shine. It's the word love.

**{Verse 3:}**  
 Now that I know, what I feel must be right  
 I'm here to show everybody the light

**{Chorus:}**  
 vocals (add third harmony here)  
 ( D D B A A )= Paul (falsetto)  
 ( F G A A G F F )= Paul  
 ( D E F D C A A )= John

**Daug9**  
 Give the word a chance to say  
 That the word is just the way  
 It's the word I'm thinking of  
 And the only word is love  
 It's so fine, It's sun-shine. It's the word love.

**{Solo:}**  
**D7** **Cadd9**  
 A|-5-----3-----3---| -5-----3-----3---|  
 E|-----5---3-5---| -----5---3-5---|  
 ^ ^ ^ ^ ^ ^ ^ ^  
**F6** **G7** **Daug**  
 A|-5-----3-----3---| -5-----3-----3---|  
 E|-----5---3-5---| -----5---5---5-3-1-|  
 ^ ^ ^ ^ ^ ^ ^ ^  
**Daug**

**{Coda:}**  
**Daug**  
 Say the word \_\_\_\_\_ love  
**G7**  
 Say the word \_\_\_\_\_ love  
**Daug**  
 Say the word \_\_\_\_\_ love  
**Asus4 A Gsus4 G D7**  
 Say the word \_\_\_\_\_ lo-ve  
 (vocals= A B D C# C B B A )= Paul (falsetto)  
 (vocals= F G A \_\_\_\_\_ G F )= Paul

( D E F \_\_\_\_\_ E D ) = John

{Outro Riff:}

**D7** **Cadd9**

A | -5-----3-----3--- | -5-----3-----3--- |

E | -----5---3-5----- | -----5---3-5----- |

^ ^ ^ ^ ^ ^ ^ ^

**F6** **G7** **Daug**

A | -5-----3-----3--- | -5-----3-----3--- |

E | -----5---3-5----- | -----5---5---5-3-1- |

^ ^ ^ ^ ^ ^ ^ ^

\*\*\*\*\*

**Michelle**

**Intro :**

Fm      Caug    Fm7    Fm6    CM7/F      C  
e|-----8-----8-----8-----8-----8--6-----8--8--8-8- (best played in E or w/capo)  
B|-----9-----9-----9-----9-----6--6--9--8--8--8--8-8-  
G|--10-----9-----8-----7-----6-----6--9--9--9--9-9-  
D|-----  
A|-(8)-----8-----8-----8-----8-----8-----  
E|--1-----8-----8-----8-----8-----8-----

**F            Bbm7**  
Michelle, ma belle  
**Eb                    Ddim Bdim    C7        Bdim            C**  
these are words that go together well, my Mi- chelle

**F            Bbm7**  
Michelle ma belle,  
**Eb                    Ddim            Bdim    C7**  
sont les mots qui vont tres bien ensemble  
**Bdim                    C**  
tres bien en- semble

**Fm**  
I love you, I love you, I love you  
**G#                    C#**  
that's all I want to say  
**C7                    Fm**  
until I find a way

(singing over Intro)  
**Fm      Caug    Fm7        Fm6            CM7/F          C**  
I will say the only words I know that you'll understand

Michelle ma belle  
sont les mots qui vont tres bien ensemble  
tres bien ensmble

I need to, I need to, I need to  
I need to make you see  
Oh, what you mean to me  
Until I do I'm hoping you will know what I mean  
I love you

**Guitar solo**

**F                                    Bbm7                                    Eb**  
-----	-----	-----
-----7---8-10	-11\-----6-----	-5---5-6-8-----
-8---8-10-----	-----	-----6--
-----	-----	-----
1    2    3    4            1    2    3    4            1    2    3    4

**Ddim      Bdim                    C7            Bdim            C                                    Fm**  
-----	-----	-----	-----
-----5-6-----	-----6-----	-----2-3-5-	-6
-8---8-----5---	-7-----5-----8	-7-----3-5-----	
-----	-----	-----	-----
1    2    3    4            1    2    3    4            1    2    3    4            1

I want you, I want you, I want you  
 I think you know by now,  
 I'll get to you somehow,  
 Until I do I'm telling you, so you'll understand

Michelle, ma belle  
 sont les mots qui vont tres bien ensemble  
 tres bien ensemble

(singing over Intro)

**Fm** **Caug** **Fm7** **Fm6** **CM7/F** **C** **F**  
 I will say the only words I know that you'll understand **My Michelle**

repeat Guitar solo

1 1---11	6 1-11--	6 -1---1	4 ---1-1	===0=0	=====	7 1--1-1
---2--	-----	-----	-2-----	-----1-	---1-1	-2-----
-34---	-3-----	--333-	--3-4-	-2-----	-2-----	--3-4-
-----	-----44	-----	-----	-3-----	--3-4-	-----
F	Bbm7	Eb	Ddim	C or barre	Bdim or	Bdim

8 -1---1	4 1---11	9 1---11	8 1-1-11
---2--	---2--	---2--	---2--
--34--	-34---	-34---	-3-----
-----	-----	-----	-----
Fm	Ab	Db	C7

8 -1---1	8 1-----1	8 -1-1-1	7 ---1--	4 ---11-	8 1---11
---2--	---32-	---2--	2---3	-----	---2--
-4--	-----	-----	-4-	-2---3	-33---
-----	-----	-----	-----	-----	-----
Fm	Caug	Fm7	Fm6/C	CM7/F	C

\*\*\*\*\*



**What Goes On****Intro:**

```

                                E7          B7
E|-----0---2---3--|-----4-----|
B|-----0-----|-----4---4---|
G|-----2---2---3--|-4---4-----|
D|-----|-----2---4---4---6p4|
A|-----|-----|
E|-----|-----|
  E7
E|-----0-----|
B|-----0-----|
G|-----1---|
D|-2-----|
A|-----|
E|-----|

```

**Chorus:**

```

          E7                      A7
What goes on in your heart?  What goes on in your mind?
          E7                      A7
You are tearing me apart      When you treat me so unkind
          B7          E7
What goes on in your mind?

```

**Verse 1:**

```

          E7                      Am
The other day I saw you  As I walked along the road
          E7                      Am
But when I saw him with you I could feel my future fold
          Am          B7          E7          B7
It' s so easy for a girl like you to lie.  Tell me why

```

**Chorus:**

```

          E7                      A7
What goes on in your heart?  What goes on in your mind?
          E7                      A7
You are tearing me apart      When you treat me so unkind
          B7          E7
What goes on in your mind?

```

**Verse 2:**

```

          E7                      Am
I met you in the morning waiting for the tides of time  But
          E7                      Am
But now the tide is turning  I can see that I was blind
          Am          B7          E7          B7
It's so easy for a girl like you to lie      Tell me why

```

**Solo:**

```

          E7
What goes on in your heart?
          E7
E|----7-----|-7---7-----|----12-----|12---12-----|
B|-----0---|---0---0---|-----12---|--12---12---|
G|-----7---|---7---7---|-----9-----|9---9---|
D|-----|-----|-----|-----|
A|-7-----|-----|-----|-----|
E|-----|-----|-----|-----|
  + - - - + - - - + - - - + - - -

```

```

      A7                      E7
E|-----9-----|-----9-----|-----0-----|-----0-----|
B|-----10-----|-----10-----|-----3-----|-----3-----|
G|-----9-9-----|-----9-0-----|-----0-----|h1-----1-----|
D|-----|-----|-----|-----|
A|-----|-----|-----|-----|
E|-----|-----|-----0-----|-----|
+ - - - + - - - + - - - + - - -
    
```

```

E|-----|-----0-----0-----|-----0-----|-----0-----|
B|-----0-----0-----|-----0-----0-----|-----3-----|-----3-----|
G|-----|-----6-----6-----|-----|-----0h1-----|
D|4/6-----6-----|-----|-----|-----|
A|-----|-----|-----|-----|
E|-----|-----|-----|-----|
+ - - - + - - - + - - - + - - -
    
```

```

      A7                      B7
E|-----0-----0-----|-----0-----0-----|-----2-----2-----| (2)-----|
B|-----2-----|-----2-----2-----|-----2-----0-----|-----0-----0-----0-----|
G|-----0-0-----|-----0-----0-----|-----2-2-----|-----3-----0-----|
D|-2-----|-----|-----4-----|-----2-----|
A|-----|-----|-----|-----|
E|-----|-----|-----|-----|
+ - - - + - - - + - - - + - - -
    
```

```

      E7
E|-----0-----0-----|
B|-----3-----3-----|
G|-----|
D|-----|
A|-----|
E|-----|
    
```

**Verse 3:**

```

      E7                      Am
I used to think of no one else but you were just the same
      E7                      Am
You didn't even think of me as someone with a name
      Am                      B7                      E7                      B7
Did you mean to break my heart and watch me die? Tell me why
    
```

**Chorus:**

```

      E7                      A7
What goes on in your heart? What goes on in your mind?
      E7                      A7
You are tearing me apart When you treat me so unkind
      B7                      E7
What goes on in your mind?
    
```

**Outro:**

```

E|----0-----0-----|-----0-----0-----|-----|-----4-----|
B|----3-----3-----|-----3-----3-----|-----|-----5-----|
G|----1-----1-----|-----1-----1-----|-----0-3p2p0-----|-----4-----|
D|-----|-----|-----0-----|-----2-----2-----|-----2-----|
A|-----|-----|-----|-----|-----2-----2-----|
E|-0-----|-----|-----|-----|-----0-----0-----|
+ - - - + - - - + - - - + - - -
    
```

\*\*\*\*\*

**Girl**

## Verse 1

Cm G7 Cm Cm7  
 Is there anybody going to listen to my story  
 Fm Eb G7  
 All about a girl who came to stay?  
 Cm G7 Cm Cm7  
 She's the kind of girl you want so much it makes you sorry  
 Fm Cm  
 Still, you don't regret a single day.

## Chorus

Eb Gm/D Fm/C Bb7 Eb Gm/D Fm/C Bb7  
 Ah, girl\_\_\_\_\_ (inhale) Girl, girl\_\_\_\_\_

## Verse 2

When I think of all the times I've tried so hard to leave her  
 She will turn to me and start to cry  
 And she promises the earth to me and I believe her.  
 After all this time I don't know why.

## Chorus

Eb Gm/D Fm/C Bb7 Eb Gm/D Fm/C Bb7  
 Ah, girl\_\_\_\_\_ (inhale) Girl, girl\_\_\_\_\_

## Bridge

Fm C7 Fm  
 She's the kind of girl who puts you down when friends are there, you feel a fool.  
 Fm C7  
 (tit-tit tit-tit tit-tit tit-tit tit-tit tit-tit tit-tit)  
 Fm C7  
 When you say she's looking good she acts as if it's understood.  
 Fm Ab  
 She's cool, oo oo, oo oo, oo\_\_\_\_\_

## Chorus

Eb Gm/D Fm/C Bb7 Eb Gm/D Fm/C Bb7  
 Ah, girl\_\_\_\_\_ (inhale) Girl, girl\_\_\_\_\_

## Verse 3 [ w/acoustic single note phrase (shown in bold in instrumental below) ]

Was she told when she was young that fame would lead to pleasure?  
 Did she understand it when they said,  
 That "a man must break his back to earn his day of leisure?"  
 Will she still believe it when he's dead?

## Chorus

Eb Gm/D Fm/C Bb7 Eb Gm/D Fm/C Bb7  
 Ah, girl\_\_\_\_\_ (inhale) Girl, girl\_\_\_\_\_

## Instrumental (verse chords w/ acoustic single note phrase and lead acoustic)

Cm	G7	Cm	Cm7	Fm	Eb	G7
E ----- ----- ----- ----- ----- ----- -----	B -8--8-----9--9----- ----- ----- ----- ----- -----	G -8-----8--8--10---10-10- ----- ----- ----- ----- -----	D -----10-----12----- ----- ----- ----- ----- -----	+ - - - -	+ - - - -	+ - - - -

Use Capo at 8th fret and play regular open Chords

Is there anybody going to listen to my story  
 All about a girl who came to stay?  
 She's the kind of girl you want so much it makes you sorry  
 Still, you don't regret a single day.

### Chorus

Ah, girl\_\_\_\_\_ (inhale) Girl, girl\_\_\_\_\_

### Bridge

She's the kind of girl who puts you down when friends are there, you feel a fool.  
 (tit tit tit tit tit tit tit tit tit tit tit tit tit tit)  
 When you say she's looking good she acts as if it's understood.  
 She's cool, oo oo, oo oo, oo\_\_\_\_\_

\*\*\*\*\*

*I'm Looking Through You*

Capo: 1st fret

G : 320003          Em : 022000  
 G\* : 320033        Em\* : 022003  
 C : 032013        Em7 : 022030  
 Dsus: 000233      Dsus2: xx0230

**Intro:**

```

   G           D
e|----/7---7---7-7-7---5-5-5-----
B|----/8---8---8-8-8/7-7-7-7---0-0---
G|----/7---7---7-7-7---7-7-7---0-0---
D|----0-----0-----0-0-----
   1   2   3   4   1   2   3   4

```

| G C | G C | G\* C |

**Verse 1:**

G          C          G/B    Am          Em\*                    D Dsus2 D  
 I'm looking through you, where did you go?

G          C          G/B    Am          Em                    D Dsus2 D  
 I thought I knew you, what did I know?

Em7                            D    Am                  G    C          D Dsus2 D  
 You don't look different, but you have changed.

G   G    G    F#    E                  D    D    C B    B    (Paul vocal)  
 B   B    B    /D    C                  /B    B    G    F#    (John vocal)

G          C          G/B    Am          C  
 I'm looking through you, you're not the same.

## Instrumental riff:

```

| G          C          | G    C | G    C | (to sim. organ add G7 [x x x 15 18 19] on beat 1+2)
e|-3---3---1-0-----|-
B|-3---3-----3--0-|- play 2 more times
G|-----3---|-

```

**Verse 2:**

Your lips are moving, I cannot hear  
 Your voice is soothing, but the words aren't clear  
 You don't sound different I've learned the game  
 I'm looking through you, you're not the same.

## Instrumental riff:

```

| G          C          | G    C | G    C | G          C          |
e|-3---3---1-0-----|- -|-3-5-3---1-0-----|-
B|-3---3-----3--0-|- play 2 more times -|-3---3-----3--0-|-
G|-----3---|- -|------3---|-

```

**Bridge:**

C    G  
 Why, tell me why did you not treat me right?

C    Dsus          D  
 Love has a nasty habit of disappearing overnight.

**Verse 3:**

You're thinking of me, the same old way  
 You were above me, but not today  
 The only difference is you're down there  
 I'm looking through you, and you're nowhere

repeat Bridge:

repeat Verse 1:

outro:

| G C | 12x and fade out

Yeah, ah baby you've changed

Aaahh, I'm looking through you

Yeah, I'm looking through you

And you've changed, you've changed, you've changed, you've changed...

\*\*\*\*\*

---

**In My Life**

	Easy		Harder
Main Riff:	E---5-----0-4-	E	---5-----4--
	B-2---2-3---5-	B	-----5-5--
	G-2-----4-	G	-6---6-7---4--
		D	-7-----6--
		A	-0-----7-

**Intro:** Main riff (above) played twice

**Verse 1:**

	A	E	F#m	A7/G
There are places I				remember
	D	Dm	A	
All my li-fe				though some have changed
	A	E	F#m	A7/G
Some for ever				not for better
	D	Dm	A	
Some have go-ne,				and some remain.

**Chorus:**

	F#m	D
All these places		have their moments
	G	A
With lovers and friends,		I still can recall
	F#m	B7
Some are dead and some		are living
	Dm	A
In my life, I've		loved them all

{Repeat main riff, and continue chords as in verse above}

**Verse 2:**

But of all these friends and lovers  
 There is no one compares with you  
 And these mem'ries lose their meaning  
 When I think of love as something new

**Chorus:**

Though I know I'll never lose affection  
 For people and things that went before  
 I know I'll often stop and think about them  
 In my life I'll love you more

**{Instrumental solo}**

{harpischord solo left hand tabbed for guitar}

A	E	F#m	A7/G
B ----- ----- ----- -----2-0-----	G -2-----4-2- -1-----2---1--- -----0----- -----2-0-----	D ----- -----2----- -----4----- -----4-2-	A ----- ----- ----- -----
E ----- ----- ----- -----			
^ ^ ^ ^	^ ^ ^ ^	^ ^ ^ ^	^ ^ ^ ^
D	Dm	A	
B ----- -----3---2-3-2----- ----- -----2-0-2-----	G -----2----- -----4---2--- -----2----- -----1---	D -0----- ----- ----- -----2*-----	A ----- -----4----- ----- -----
E ----- ----- ----- -----			
^ ^ ^ ^	^ ^ ^ ^	^ ^ ^ ^	^ ^ ^ ^

(\*last note 2nd time)

{harpischord solo right hand tabbed for guitar}

```
E|-----9-----|12-10-12-----|-----|
B|-----10-12-----10-----|-----12-----12-----|-----14-12-14-|
G|-----|-----9-----|-----11-13-14-----|
    ^     ^     ^     ^     ^     ^     ^     ^     ^     ^     ^     ^
```

```
E|-----12----15---|---14---14---14---14---|-----12-13-12-----|
B|-----15-----|-----17---15-----|-----15---12---|
G|-----|-----18---|16-----|
    ^     ^     ^     ^     ^     ^     ^     ^     ^     ^     ^
```

1st time thru - Last 2 measures

```
E|---12---12---12---12---|-----10-12-10-----|
B|-----15---14-----|-----14---12---|
G|-----16---|14-----|
    ^     ^     ^     ^     ^     ^     ^     ^
```

2nd time thru - Last 2 measures

```
E|12-----9-10-12-9-----|-----|
B|-----10-----9-|10-9-----|
G|-----9-----|-----11-9-----|
D|-----|-----12-11-9-----|
A|-----|-----12-----|
    ^     ^     ^     ^     ^     ^     ^     ^
```

{harpischord solo - both parts on one guitar (octave lower)}

```
E| |-----|-----0-----|-----|-----0-----3-----|
B| |-----2-----|--5h3---0-----|-----2-----|-----3-----|
G| |*-----2-4-----2-----|-----4-----|-----1-2-----|-----|
D| |*-----|-----2-----|-----4-----|-----|
A| |---0-----2-0-|-----0-----|-----4-2-0-----|
E| |-----|--4-----0-----4---|--2-----3-----|-----3-2-0-|

-----2-0-2-----2-2-|-----|-----0-0-0-0-0-|-----|
-----3-----2-----|--0-5-6-5-3-0-|-----3-----2-----0-|-----3-5-3-2-----|
-----|-----|-----|-----|-----2-----4-----*|
--0-----|--0-----|-----|-----2-----*|
-----0-----|-----4-5-4-2-0-|--4-----0-----|-----4-2-4-----|
-----|-----|-----|-----4-----|

|--0-----0-----|--5-4-2-0-----|
|--2-3-----|-----3-2-0-----|
|-----2-----1-----|-----2-----|
|-----2-4-----|7/-----|
|--4-----0-----|--0-----|
|-----|-----|
```

**Chorus:**

Though I know I'll never lose affection  
 For people and things that went before  
 I know I'll often stop and think about them  
 In my life I'll love you more

{Repeat main riff once}

**Dm** (stop)

In my life I'll love you more

{On "more." Begin Last riff}

```

                E7          A
Last Riff: E---5---0-4---4-2-4-5-
           B--2---2-3-----3---3-5-
           G--2-----4-----6-
           D-----7-
```

\*\*\*\*\*



**Wait****VERSE 1:**

F#m7 B Bm F#m C# F#m  
 It's been a long time, now I'm coming back home  
 F#m7 B Bm F#m C# F#m  
 I've been away now, oh how I've been alone

**CHORUS:**

A Dmaj7 A Dmaj7 A Dmaj7  
 Wait till I come back to your side  
 A C#7 F#m  
 And we forget the tears we cried

**VERSE 2:**

But if your heart breaks, don't wait, turn me away  
 And if your heart's strong, hold on, I won't delay

**repeat CHORUS:****BRIDGE:**

F#m Bm E A  
 I feel as though you ought to know that I've been good  
 F#m  
 As good as I can be  
 Bm E  
 And if you do, I'll trust in you  
 A F#m C#7 \*see chords below  
 And know that you will wait for me

**repeat VERSE 1 and CHORUS:****repeat BRIDGE:****repeat VERSE 2 and CHORUS:****repeat VERSE 1:**

F#m7 : x x 4 6 5 x  
 B : x x 4 4 4 x  
 Bm : x x 4 4 3 x  
 F#m : x x 4 2 2 x  
 C# : x 4 3 1 2 x  
 F#m : x 4 4 2 2 x

A : x 0 7 6 5 5  
 Dmaj7: x 5 7 6 7 5

\*F#m : x x 7 6 7 5  
 \*C#7 : x 4 6 4 6 4

\*\*\*\*\*

**If I Needed Someone**

Harrison

**intro:**

use a capo at the 7th of a 12-string (written as if capo is nut - i.e. '0' in the tab will be the 7th fret.)

**VERSE 1:**

If I needed someone to love, you're the one that I'd be thinking of  
 If I needed someone

**VERSE 2:**

If I had some more time to spend, then I guess I'd be with you, my friend  
 If I needed someone

**BRIDGE:**

Had you come some other day then it might not have been like this  
 But you see now I'm too much in love

**VERSE 3:**

Carve your number on my wall and maybe you will get a call from me  
 If I needed someone

**instrumental:**

Ahh\_\_ Ahh\_\_ Ahh\_\_

**Repeat VERSE 2:****Repeat BRIDGE:****Repeat VERSE 3:****outro:**

Ahh\_\_ Ahh\_\_ 4

**intro:** (use D7 open chord shape w/capo 7th fret)

**A7** Let ring! (band enters 2nd time)

```

E|-----0-----|---3---2---0-----|-----0-----|---3---2---0-----|
B|---3---1-----1-|---1---1---1---3-|---3---1-----1-|---1---1---1---0-|
G|-----|-----|-----|-----|
D|-0--(0)-(0)--0---|-0---0---0---0---|-0---0---0---0---|-0---0---0---0---|
A|-----|-----|-----|-----|
E|-----|-----|-----|-----|
  1  2  3  4    1  2  3  4    1  2  3  4    1  2  3  4

```

Bass guitar throughout verses

```

D|-----2-----|
A|-----|
E|-5-----3---5---3-5-----|
  1         2         3         4

```

**VERSE 1:**

**A7**

```

e|-----0---2---3-|---2---0---2-----|-----0---2---0-|---2---3---2---0-|
B|---3-----|-----3-|---3-----|-----|
G|-----|-----|-----|-----|
D|-0---0---0---0---|-0---0---0---0---|-0---0---0---0---|-0---0---0---0---|

```

If I nee-ded someo-ne to love,yer the one that I'd be thinking of

G/A G/A A7 (same as intro)

```

r|-0-----|-0-----|-----0-----|---3---2---0-----|
B|-3-----|-3-----|---3---1---1---1---|---1---1---1---3---|
G|-0-----|-0-----|-----|-----|
D|-2-----|-2-----|-0--(0)-(0)--0---|-0---0---0---0---|
A|-3-----|-3-----|-----|-----|
E|-----|-----|-----|-----|
    
```

If I needed someone

**VERSE 2:**

If I had some more time to spend, then I guess I'd be with you, my friend  
 If I needed someone

**BRIDGE:**

**Em** **F#7** **F#7** **Bm**  
 Had you come some other day then it might not have been like this  
**Em** **F#7** **Bm** **E7 E7sus4 E7 E9**  
 But you see now I'm too much in love

**VERSE 3:**

Carve your number on my wall and maybe you will get a call from me  
 If I needed someone

**instrumental:**

Ahh\_\_ Ahh\_\_ Ahh\_\_

**A** \* use this note instead of the D string if NOT on 12 string

```

e|---5---3---2---0-|---2---3---2---2-|---5---3---2---0-|---2---3---2---2--|
B|(3*-3---3---3-)|-----3---|-----|-----3---|
G|-----|-----|-----|-----|
D|-0---0---0---0---|-0---0---0---0---|-0---0---0---0---|-0---0---0---0---|
    Ahh__ Ahh__
    
```

**G/A** **A7 (intro)**

```

e|-0-----|-3-----3---|------0-----|---3---2---0-----|
B|-1-----|-1---0---0---|----3---1---1---1---|---1---1---1---3---|
G|-0-----|-0-----|-----|-----|
D|-2-----|-2-----|-0--(0)-(0)--0---|-0---0---0---0---|
    1 2 3 4 1 2 3 4
    Ahh__
    
```

**Repeat VERSE 2:**

**Repeat BRIDGE:**

**Repeat VERSE 3:**

**outro:**

Ahh\_\_ Ahh\_\_

\*\*\*\*\*

**Run For Your Life****Intro:**

The song opens with an acoustic guitar playing an open D for 2 measures.  
Then two electric guitars enter:

E. guitar 1  
 B|-----1---0-|-----|-----1---0-|-----|-----|  
 G|-----|-----2-|-----|-----2-|-----|  
 D|-0-----|-----3--4-|-0-----|-----3--4-|------|

E. guitar 2  
 B|-----|-----5-|/7---7-----|-----5-|/7---5-----|  
 G|-----|-----5-|/7---5-----|-----5-|/7---5-----|  
 D|-----|-----5-|/7---7-----|-----5-|/7---7-----|

**Verse 1**

D  
 Well I'd rather see you dead little girl  
 Bm  
 Than to be with another man  
 D  
 You better keep your head little girl  
 Bm  
 Or you won't know where I am

**Chorus**

Bm E  
 You better run for your life if you can little girl  
 Bm E  
 Hide your head in the sand little girl  
 Bm G  
 Catch you with another man  
 F# Bm D  
 That's the end(a) little girl.

[repeat intro guitar]

**Verse 2**

Well you know that I'm a wicked guy  
 And I was born with a jealous mind  
 And I can spend my whole life  
 Tryin' just to make you tow the line.

Chorus: repeat

[solo]

**Verse 3**

Let this be a sermon I mean every thing I've said  
 Baby I'm determined That I'd rather see you dead

Chorus: repeat

**Verse 4: (repeat verse 1)**

I'd rather see you dead little girl Than to be with another man  
 You better keep your head little girl Or you won't know where I am


Chorus: repeat

No No No (repeat and fade)

\*\*\*\*\*

## Revolver

05 August 1966 UK (Parlophone)



### Taxman

(Harrison)

#### Verse 1:

Let me tell you how it will be  
 There's one for you nineteen for me  
 'Cos I'm the taxman Yeah I'm the taxman

Chords: D7, D7#9, D7, D7, D7#9, D7, C, G7, D7

#### Verse 2:

Should five percent appear too small  
 Be thankful I don't take it all  
 'Cos I'm the taxman Yeah I'm the taxman

#### Middle:

(If you drive a car car), I'll tax the street  
 (If you try to sit sit), I'll tax your seat  
 (If you get too cold cold), I'll tax the heat  
 (If you take a walk walk), I'll tax your feet **TAXMAN!**

Chords: D7, C, D7, C, D

#### Guitar Solo: over verse chords

```

e|-----10-----|-----|
B|-----6--8--| -b(9) 8--6-----| -9p8--6h8--6-----|
G| -7-7-7--7-7-7--7-7-7--7-----| -----7-----7-----|
D| -0-0-0--0-0-0--0-0-----| -----|
   1       2       3       4       1       2       3 4       1       2       3       4
  
```

```

e|-----|
B|-----|
G| -7--5h7p5-\4-5-4h5p4-\2-4-2h4p2p0h2h4-/5-/7--7-----|
D|-----0-----|
  
```

```
e|-----10s-----|
B|-8b9r8--6--6--6--6--8b9r8--6-----|
G|-----7--7--7--7-----|
D|-----|
```

```
          C          G7#9          D
'Cos I'm the taxman   Yeah I'm the taxman
```

**Verse:**

```
Don't ask me what I want it for    (ah ah, Mr. Wilson)
If you don't want to pay some more (ah ah, Mr. Heath)
'Cos I'm the taxman
Yeah, I'm the taxman
```

```
-|-----|
-|-----|
-|-----5--3--5--5--3--5-----|
-|-----3--h5-----3--h5-----5-----3b(4)--|
-|-----3-----3-----3--h5-----|
-|-----3-----|
```

**Verse:**

```
Now my advice for those who die (TAXMAN!)
Declare the pennies on your eyes (TAXMAN!)
'Cos I'm the taxman   Yeah I'm the taxman
```

```
          F          D7
And you're working   for no one   but me
```

```
-|-----|
-|-----/6---/6---/6---/6-----|
-|-----5---5---5---5---7---5---7---|
-|-----5--h7-----|
-|-----5-----|
-|-----|
```

**repeat Guitar Solo: over verse chords**

Miscellaneous info:

- C7 = (-3231-)
- D7 = (-5453-)     D7#9 = (-5456-)
- G7 = (--546-)     G7#9 = (xx5466)

Riff to repeat over first two lines of third verse

```
-|-----|
-|-----|
-|-----7-----5--7-----|
-|-----5--h7-----|
-|-----5-----|
-|-----|
```

Riff to repeat over first two lines of fourth verse

```
-|-----|
-|-----8-----|
-|-----7-----5-----|
-|-----5--h7-----|
-|-----5-----|
-|-----|
```

\*\*\*\*\*

**Eleanor Rigby**

**C** **Em**  
 Ah, look at all the lonely people!  
 Ah, look at all the lonely people!

**Em**  
 Eleanor Rigby,  
 Picks up the rice in a church where a wedding has been, **C**  
**Em**  
 Lives in a dream.  
 Waits at the window,

**C**  
 Wearing the face that she keeps in a jar by the door,  
**Em**  
 Who is is for?

**Em7** **Em6**  
 All the lonely people,  
**C/E** **Em**  
 Where do they all come from?  
**Em7** **Em6**  
 All the lonely people,  
**C/E** **Em**  
 Where do they all belong?

Father McKenzie,  
 Writing the words of a sermon that no one will hear,  
 No one comes near.  
 Look at him working,  
 Darning his socks in the night when there's nobody there,  
 What does he care?

All the lonely people,  
 Where do they all come from?  
 All the lonely people,  
 Where do they all belong?

Eleanor Rigby,  
 Died in the church and was buried along with her name,  
 Nobody came.  
 Father McKenzie,  
 Wiping the dirt from his hands as he walks from the grave,  
 No one was saved.

All the lonely people,  
 Where do they all come from?  
 All the lonely people,  
 Where do they all belong?

\*\*\*\*\*

***I'm Only Sleeping***

Guitar is tuned down one half-step to Eb (Could capo on 1 or 4)

C : x32013  
Am7 : x02013  
B7 : x21202

**Verse 1**

**Em** **Am** **G** **C** **G** **B7**  
When I wake up early in the morning, lift my head I'm still yawning  
**Em** **Am** **G** **C** **G** **C** **C/B** **Am7**  
When I'm in the middle of a dream, Stay in bed Float upstream (Float upstream)

**Chorus**

**G** **Am** **Bm** **Am**  
Please don't wake me no don't shake me leave me where I am  
**C** **G/B** **Am7** (little bass thing E G B G)  
I'm only sleeping

**Verse 2**

Everybody seems to think I'm lazy, I don't mind I think they're crazy  
Running everywhere at such a speed, 'til they find there's no need (there's no need)

**Chorus**

Please don't spoil my day I'm miles away and after all  
**C** **G/B** **Am7** (little bass thing E G B G) **Em** [stop] (bass line E G B E)  
I'm only sleeping

**Bridge**

**Dm7** **E7** **Am** **Am/G** **Fmaj7** [stop] (bass line F C C)  
Keeping an eye on the world going by my window, taking my time

**Verse 3**

**Em** **Am** **G** **C** **G** **B7**  
Lying there and staring at the ceiling, Waiting for a sleepy feeling  
**Em** **Am** **G** **C** **G** **C** **C/B** **Am7**  
[Backwards guitar solo] (instead of verse words)

**Chorus**

Please don't spoil my day I'm miles away and after all  
**C** **G/B** **Am7** (little bass thing E G B G) **Em** [stop] (bass line E G B E)  
I'm only sleeping

**Bridge**

**Dm7** **E7** **Am** **Am/G** **Fmaj7** [stop] (bass line F C C)  
Keeping an eye on the world going by my window, taking my time

**Verse 4**

When I wake up early in the morning, lift my head I'm still yawning  
When I'm in the middle of a dream, Stay in bed Float upstream (Float upstream)

**Chorus**

Please don't spoil my day I'm miles away and after all  
**C** **G/B** **Am7** (little bass thing E G B G) **Em** (with backwards guitar E)  
I'm only sleeping

\*\*\*\*\*



**Love You To**

by George Harrison

```
e|-8-7-6-----|
B|-----8-6-5-----|
G|-----7-5-4-----| to imitate sitar play fast once
D|-----7-5-|          then 2nd time VERY fast
```

```
e|-----|-----|-----|-----|-----3-----|
B|---7/8-|---7-|---3/4-3-|-----|---5-----3-4-3---3-4/6-4-3h4p3--5--3/5-|
G|-5-----|5---|5-----|5-3/5-|---5---5-3-5-----5-----|
D|-----|-----|-----|-----|3-----|
A|-----|-----|-----|-----|3-----|
E|-----|-----|-----|-----|3-----|
```

```
e|-----3-----| (Main phrase)
B|---5-----3-4-5---3---2---| -----8-10-11-10b11r10----8--
G|---5---5-3-5-----5---5---5---| --10-----10---
D|-3-----|
A|--3-----|
E|--3-----|
```

**Verse 1****C(no 3rd) (x3x013) (key is Cm)**

Each day just goes so fast I turn around it's past  
You don't get time to hang a sign on me

**Chorus?**

```
Bb/C   C           Bb/C   C           Bb/C   C           Bb/C   C
Love me while you can           Before I'm a dead old man
```

**Verse 2**

A lifetime is so short  
A new one can't be bought  
But what you've got means such a lot to me

**Chorus?**

```
Bb/C   C           Bb/C   C   Bb/C   C           Bb/C   C
Make love all day long           Make love sing-ing a song
```

..... A bunch of Sitar solo.....

**Chorus?**

```
Bb/C   C           Bb/C   C   Bb/C   C           Bb/C   C
Make love all day long           Make love sing-ing a song
```

**Verse 3**

There's people standing round Who'll screw you in the ground  
They'll fill you in with all their sins you'll see

**Chorus?**

```
Bb/C   C           Bb/C   C   Bb/C   C           Bb/C   C
I'll make love to you           If you want me to
```

....Speed up.. A bunch of Sitar solo.....

\*\*\*\*\*

**Here, There and Everywhere****intro**

G Bm  
 To lead a better life,  
 Bb Am11 D7  
 I need my love to be here

**Verse 1**

G Am7 Bm C G Am7  
 Here, making each day of the year  
 Bm C F#m7 B7  
 Changing my life with a wave of her hand,  
 F#m7 B7 Em Am Am7 D7  
 Nobody can deny that there's something there

**Verse 2**

There, running my hands through her hair  
 Both of us thinking how good it can be  
 Someone is speaking, but she doesn't know he's there

**Chorus:**

F7 Bb Gm  
 I want her everywhere  
 Cm D7 Gm  
 And if she's beside me I know I need never care  
 Cm D7  
 But to love her is to need her...

**Verse 3**

G Am7 Bm C G Am7  
 Everywhere, Knowing that love is to share,  
 Bm C F#m7 B7  
 Each one believing that love never dies  
 F#m7 B7 Em Am Am7 D7  
 Watching her eyes, and hoping I'm always there

**repeat Chorus:****outro**

G Am Bm C  
 I will be there, and everywhere  
 G Am7 Bm C G  
 Here, there, and everywhere

\*\*\*\*\*

**Yellow Submarine****Verse 1**

G D C G  
 In the town where I was born  
 Em Am C D  
 Lived a man who sailed to sea  
 G D C G  
 And he told us of his life  
 Em Am C D  
 In the land of submarines  
 G D C G  
 So we sailed up to the sun  
 Em Am C D  
 'Til we found the sea of green  
 G D C G  
 And we lived beneath the waves  
 Em Am C D  
 In our yellow submarine

**CHORUS:**

G D G  
 We all live in a yellow submarine, Yellow submarine, yellow submarine  
 G D G  
 We all live in a yellow submarine, Yellow submarine, yellow submarine

**Verse 2**

And our friends are all on board  
 Many more of them live next door  
 And the band begins to play ...

(band instrument fill)

**CHORUS:****Sound effect verse:**

[spoken]  
 Full speed ahead, Mr. Boatswain, full speed ahead  
 Full speed ahead it is, Sir  
 Cut the cable, drop the cable  
 Aye-aye, Sir, aye-aye  
 Captain, captain

**Verse 2**

As we live a life of ease  
 Everyone of us has all we need  
 Sky of blue and sea of green  
 In our yellow submarine

**CHORUS TWICE**

**She Said She Said****Intro:**

CAPO 1st fret                                   **A7**   **A7**  
 e|-----|-----|-----|  
 B|-----2h3--2h3-5-----|-----|-----|  
 G|--2h4-----2-----|-----|-----|  
 D|-----|-----|-----|

**Verse 1**

**A7**           **G**       **D**  
 She said  
                           **A7**                   **G**       **D**  
 "I know what it's like to be dead  
                           **A7**                   **G**       **D**  
 I know what it is to be sad"  
                           **A7**                   **G**  
 And she's making me feel like  
                           **D**                    **A7**  
 I've never been born  
                           **A7**           **G**           **D**           **A7**  
 Elec. Guitar Fill   G---|-4b6r4--4--0-|-2-0----0--0-|  
                           D-2-|-----|-----2-----|

**Verse 2**

I said, "Who put all those things in your head?  
 Things that make me feel that I'm mad  
 And you're making me feel like I've never been born" (Elec. Guitar Fill)

**bridge**

**A7**           **G**                            **A7**  
 She said, "You don't understand what I said" I said,  
                           **G**                                   **A7**  
 "No, no, no, you're wrong  
 |1     2     3           4     |  
**A**                    **Em**   B|-3-2-0--   **A**   D|--5-4-2-- (begin 3/4 time on Em)  
 When I was a boy  
 |1     2     | 1           2     3     | 1           2     3     |  
  
**A**                            **D**                   **A7**           **A7**                    **D**  
 Everything was right,                    everything was right"  
 |1     2           3     | 1 2 3     | 1   2   3|1    2    3   | 1 2 3     |

**Verse 3 (back to 4/4 time)**

I said, "Even though you know what you know  
 I know that I'm ready to leave  
 'Cause you're making me feel like  
 I've never been born" (Elec. Guitar Fill)

**bridge****Verse 4 (repeat Verse 3)**

## outro

A  
 She said, (She said)  
 "I know what it's like to be dead (I know what it's like to be dead)  
 I know what it is to be sad, (I know what it is to be sad)  
 "I know what it's like to be dead (I know what it's like to be dead)  
 \*\*\*\*\*

## Good Day Sunshine

E (once per beat - 16x)

B F# B F# E  
 Good day sunshine, good day sunshine, good day sunshine

A F#7 B7  
 I need to laugh and when the sun is out

E A  
 I've got something I can laugh about

A F#7 B7  
 I feel good in a special way

E A  
 I'm in love, and it's a sunny day

B F# B F# E  
 Good day sunshine, good day sunshine, good day sunshine

A F#7 B7  
 We take a walk, the sun is shining down

E A  
 burns my feet as they touch the ground

## [solo]

D B7 E7 A7 D

## {guitar approximation of Piano solo}

A	D7	B7	E7
e ----- -----5--5--5----- ---7--7--7-----			
B ----- -----5-6-7--6--5----- ---7--8--9-----			
G -----4-6- ---7-----7-----8--- ---9-----			
D -----7----- ----- -----			
A ----- ----- -----			
E ----- ----- -----			
on 4	^	^	^
A7	D7		
e ---5-----5----- ---5--5--5-----			
B -----8----- ---5--6--7-----			
G 5h6-----6----- ---7-----4-----			
D ----- -----7---7---			
A ----- -----			
E ----- -----			
	^	^	^

B F# B F# E  
 Good day sunshine, good day sunshine, good day sunshine

A F#7 B7  
 And then we lie beneath a shady tree

E A  
 I love her and she's loving me

A F#7 B7  
 She feels good, she knows she's looking fine

E A

I'm so proud to know that she is mine

**B** **F#** **B** **F#** **E**  
 Good day sunshine, good day sunshine, good day sunshine  
**B** **F#** **B** **F#** **E**  
 Good day sunshine, good day sunshine, good day sunshine  
**F7**  
 Good day sunshine (repeat and fade)

\*\*\*\*\*

## And Your Bird Can Sing

### Intro

**E**

```

e|-----0-----|-----0-----|-----0-----|0-----0-4---2-0---|-----|
B|---9-7\5-7-5-4-5-|4\2-0-----0---7-|9---9---9-10-9-|0-0-2-0-5---2-0-2-|0-----|
G|---9-8\6-8-6-4-6-|4\2-1-2-1---1-8-|9---9---9-11-9-|--1-2-----1-1---|1-----|
D|-----|-----4-2-4-----|-----|-----|2-----|
A|-----|-----|-----|-----|-----|
E|-0-----|-----|-----|-----|-----|
    1 2 3 4 1 2 3 4 1 2 3 4 1 2 3 4 1
    
```

### Verse 1

**E**  
 You tell me that you've got everything you want And your bird can sing  
**F#m** **A** **E**  
 But you don't get me, you don't get ... me  
  
 You say you've seen seven wonders And your bird is green  
 But you can't see me, you can't see ... me

### Bridge

**G#m** **G#m7+ (465444)** **G#m7 (464444)** **C#7**  
 When your prized possessions Start to wear you down  
**E** **F#m** **B7**  
 Look in my direction, I'll be round, I'll be round

[Bridge - 2 guitar harmony written together]

**G#m** **G#m7+** **G#m7** **C#7**

```

e|-----4-----|-----3-----|-----2-----|----2-1-----|
B|-0-2-4-4---4-2-0-|0-2-4-4---4-2-0-|0-2-4-4---0-2-0-|0-2---2---2-----|
G|-1-3-4---4-3-1-|1-3-4---4-3-1-|1-3-4---4-3-1-|1-3-4---1-1---|
D|-----|-----|-----|-----3-3-|
A|-----|-----|-----|-----4-|
E|-----|-----|-----|-----|
    1 2 3 4 1 2 3 4 1 2 3 4 1 2 3 4
    
```

**E** **F#m** **B7**

```

e|-----0-----|-----2-----|-----|-----2-----|
B|-----0-0---0---|-----2-2---2---|-----|-----4-4---4---|
G|---1-1---1-1---|--2-2---2-2---|-o/o-"repeat"---|--4-4---4-4---|
D|-2-2---2-2---|4-4---4-4---|-----|4-4---4-4---|
A|-2---2---|4---4---|-----|2---2---|
E|-----|-----|-----|-----|
    1 2 3 4 1 2 3 4 1 2 3 4 1 2 3 4
    
```

[Bridge - Bass]

**G#m** **G#m7+** **G#m7** **C#7**

```

D|-6---6-----5-|---5-----4-|---4-----|3---3-----|
A|-----4-6---|-----4-6---|-----4-6---|-----2-4-7-|
    
```

```

E|-----4-----|-----4-----|-----4-----|-----4-----|
E                F#m                B7
D|-----6-----|4---4-----2-4-|4-----2---4-----|-----|
A|-----7---4-----7-|-----4-4-----|---4-----4-|2---2-2-2-2-2-2-|
E|-----7-----|-----|-----|-----|
    
```

**Solo:**

```

E F#m A E
E
e|-----|-----0---|-----|0---0-4---2-0---|
B|---9-7\5-7-5-4-5-|4\2-0-----0---7-|9---9---9-10-9-|0-0-2-0-5---2-0-2-|
G|---9-8\6-8-6-4-6-|4\2-1-2-1---1-8-|9---9---9-11-9-|--1-2-----1-|
D|-----|-----4-2-4-----|-----|-----|
A|-----|-----|-----|-----|
E|-0-----|-----|-----|-----|
  1  2  3  4   1  2  3  4   1  2  3  4  1  2  3  4
F#m        A        E
e|---4-5-7-5-4-----|-----5-7-9-11|12--12---12-14-12|-----0-----|
B|-7-----7-5-|4-5-7-9-----|-----|12---0-----|
G|---4-6-8-6-4-----|-----6-8-9-11|13--13---13-14-13|13-13-----|
D|-7-----7-6-|4-6-7-9-----|-----|---14-----|
A|-----|-----|-----|-----|
E|-----|-----|-----|-----|
  1  2  3  4   1  2  3  4   1  2  3  4  1  2  3  4
    
```

**Bridge**

When your bird is broken            Will it bring you down  
 You may be awoken,                I'll be round, I'll be round

**Verse 2**

You tell me that you've heard every sound there is  
 And your bird can sing                But you can't hear me, you can't hear ... me

**Outro:**

```

E                A/E
B|---9-7\5-7-5-4-5-| repeat 3x
G|---9-8\6-8-6-4-6-|
    
```

\*\*\*\*\*

**For No One****Verse 1**

**C** Your day breaks, **Em/B** your mind aches  
**Am** You find that **C/G** all her words of kindness **Fmaj7** linger on **Bb**  
**C**  
 When she no longer needs you

**Verse 2**

She wakes up, she makes up  
 She takes her time and doesn't feel she has to hurry  
 She no longer needs you

**CHORUS:**

**Dm** And in her eyes you see nothing **A7**  
**Dm** No sign of love behind the tears **A7 Dm**  
**A7**  
 Cried for no one  
**Dm** A love that should have lasted years **A7 Dm G11 G7**

[tab for piano rhythm on Chorus - (very hard)]

B|-6---6---6---6---|-5---8---8---8---|-6---10---10---8---|-6---5---6---5-6--|  
 G|-7---7---7---7---|-6---6---6---6---|-7---10---10---9---|-7---5---7---6-7--|  
 D|--7---7---7---7--|--7---7---7---7--|--7---7---7---7--|--7---7---7---7--|

[bass part to Chorus]

G|-----|-----|-----|-----6-7--|  
 D|-----|-----|-----|-----5-7-|  
 A|-5-----|-0-----|-5-0-5-7-|-8-----|  
**Dm** **A7** **Dm** **A7 Dm**

**Verse 3**

You want her, you need her  
 And yet you don't believe her when she said her love is dead  
 You think she needs you

**flute solo**

E|-----12-15--17--15-----|-----12-15--13-12-13-12-----|  
 B|---13-----13-----13--|-----13-----13-----|  
 G|-----12-----|-----12-----12-10-9--|  
 D|-----|-----|

E|-----8-----|  
 B|-----10--13-----11-10-11--10-8-|--10--8---8-----8-----8-----|  
 G|--10-----|-----10---10-9-----7-9-----|  
 D|-----|-----10-----|

**repeat CHORUS****Verse 4**

You stay home, she goes out



She says that long ago she knew someone but now he's gone  
She doesn't need him

**Verse 5**

Your day breaks, your mind aches  
There will be times when all the things she said  
will fill your head you won't forget her

**repeat CHORUS**

\*\*\*\*\*

**Doctor Robert****Intro:**

<b>A</b>	<b>Asus4 A7</b>	<b>Asus4</b>	<b>A7</b>
e ----- -----			
B ----- -----			
G -----6-----7-----			
D -----7-----7-5--			
A -7---7-----			
E -5---5-----			

**Verse 1**

**A7** [repeat intro riff]  
Ring my friend I said you'd call Doctor Robert  
Day or night he'll be there any time at all Doctor Robert  
**F#7** [repeat intro riff at 2<sup>nd</sup> fret]  
Doctor Robert

**Chorus**

You're a new and better man  
He helps you to understand  
**E7** **F#7** **B7** [repeat intro riff at open, 2<sup>nd</sup> fret and 7<sup>th</sup> fret]  
He does everything he can Doctor Robert

**Verse 2**

If you're down he'll pick you up Doctor Robert  
Take a drink from his special cup Doctor Robert  
Doctor Robert

**Chorus**

He's a man you must believe  
Helping anyone in need  
No one can succeed like Doctor Robert

**Bridge**

<b>B</b>	<b>E</b>	<b>B</b>
Well, well, well you're feeling fine		
<b>B</b>	<b>E</b>	<b>A7</b>
Well, well, well he'll make you Doctor Robert		

**Verse 3**

My friend works for the National Health Doctor Robert  
Don't pay money just to see yourself with Doctor Robert  
Doctor Robert

**Chorus**

You're a new and better man  
He helps you to understand  
He does everything he can Doc Robert

**Bridge**

Well, well, well you're feeling fine  
 Well, well, well he'll make you Doctor Robert

**Outro:**

**A7**  
 Ring my friend I said you'd call Doctor Robert  
 Ring my friend I said you'd call Doc Robert  
           **F#7**          **B7**  
 Doctor Robert

\*\*\*\*\*

***I Want to Tell You***

by George Harrison.

**Intro:**

```

E---|-----|
B---|-----|
G---|---2-0-----|           x4
D---|-----2-----5-0----4-0---|
A-0-|(0)-----0-----0-----0-|
E---|-----|
      1   2   3   4   1   2   3   4
    
```

**Verse 1:**

**A** [3 measures 4/4, one of 2/4]  
 I want to tell you  
                                   **B** [1 measure 4/4, one of 2/4]  
 my head is filled with things to say  
**E E+b2** (adding F on 1st string, 1st fret) [back & forth 16x]  
 When you're here, all those words  
                   **A** [1 measure of intro]  
 they seem to slip away

**Verse 2:**

**A**  
 When I get near you  
                                   **B**  
 the games begin to drag me down  
**E7**  
 It's alright, I'll make you maybe  
                   **A**  
 next time around

**Bridge:**

**Bm**                  **Bm7b5** (7x976x)      **A**  
 But if I seem      to act unkind  
                   **B**                          **Bm**  
 It's only me, it's not my mind  
**Bm7b5**          **A**          **Asus4**  
 that is confusing things

**Verse 3:**

I want to tell you  
 I feel hung up and I don't know why  
 I don't mind, I could wait forever  
 I've got time

**Bridge:**

Sometimes I wish I knew you well  
 Then I could speak my mind and tell you

Maybe you'd understand.

**Verse 4:**

I want to tell you  
I feel hung up and I don't know why  
I don't mind, I could wait forever  
I've got time

**Outro:**

[Play intro riff] I've got time I've got time\_\_\_\_  
\*\*\*\*\*

**Got to Get You Into My Life****intro:**

```

      G                F                G
e|-----15-----|
B|----12-13-15----12--13--hold--12-----12--|
G|----12-14-16----12--14--hold-----0--|
D|-----15-----15--14--0--|
A|-----*-----|
E|-15-----13-----15--|

```

**Verse 1:**

Bass pumping a G throughout verse

```

A|-10---10---10---10---|
E|-----10-|
      1   2   3   4   +

```

**G** **F/G** (w/ brass fill)

I was alone I took a ride I didn't know what I would find there

[ brass fill ]

```

e|-----0-----|
B|---3--1--1--3--|
G|---2-----2-----|
D|--3-----|

```

**G** **F/G** (w/ brass fill)

Another road where maybe I could see another kind of mind there

**Bm** **Bm/Bb** **Bm/A** **Bm/G#**  
Ooh, then I suddenly see you

```

e|-7-|---hold-----|
B|-7-|---hold-----|
G|-7-|---hold-----|
D|---|-----|
A|---|-----|
E|---|-7-7---6-6-----5-5-----4-4-----|

```

**Bm** **Bm/Bb** **Bm/A** **Bm/G#**  
Ooh did I tell you I need you

**C** **C/B** **Am7** **D** **G**  
Every single day of my life

```

      C      C/B  Am7  D      G
e|-----|
B|-8---hold---hold---10-----12--|
G|-9---hold---hold---11-----12--|
D|-10---hold---hold---12-----12--|
A|-----0-0-----10--|
E|-8-8---7-7-----10-10-----|

```

**Verse 2:**

You didn't run you didn't lie you I wanted just to hold you

And had you gone you knew in time we'd meet again for I had told you  
 Ooh, you were meant to be near me  
 Ooh, And I want you hear me  
 Say we'll be together every day

**Chorus**

<b>G</b>	<b>C</b> (with fill below)	<b>D</b>	<b>F G</b>
Got to get you into my life			
E---	3-3-5-6-----3-----	5--	---3-3-5-6----1--3--
B-----	3--6-5-----	7--	-----3--1--3--
G-----	5--//--//--//--	7--	-----2--4--
D-----	5-----	7--	-----3--5--
A-----	3-----	5--	-----

**Verse 3:**

What can I do? What can I be?  
 When I'm with you I wanna stay there  
 If I am true I'll never leave and if I do I know the way there  
 Ooh, then I suddenly see you  
 Ooh, did I tell you I need you  
 Every single day of my life

**Chorus**

Got to get you into my life

Guitar fill

<b>G</b>	<b>F</b>	<b>G</b>
e -----	0-1-3---0-1-----	-----
B -----	-----1---1---1h3--	-----
G -0---0-2-4---	0-2-----	0-----
D -----	-----2b3-2-----	-----
A -----	-----	-----
E -----	-----	-----

**Chorus**

I've got to get you into my life

**Outro** (repeat 1st verse "Jazzy" vocals)

I was alone I took a ride I didn't know what I would find there  
 Another road where maybe I could see another kind of mind there  
 Then I suddenly see you  
 Did I tell you I need you?  
 Every single day...

\*\*\*\*\*

**Tomorrow Never Knows****C**

Turn off your mind relax and float downstream

**Bb/C**                      **C**    (Bb/C = x33331 or 8x8766)

It is not dying    It is not dying

Lay down all thoughts, surrender to the void

It is shining    It is shining

That you may see the meaning of within

It is being    It is being

One of the repeated phrases e|-----8--6---|  
  B|-5-6-5-----|

That love is all and love is everyone

It is knowing    It is knowing

That ignorance and haste may mourn the dead

It is believing    It is believing

But listen to the colour of your dream

It is not living    It is not living

Or play the game "Existence" to the end of the beginning

Of the beginning

Of the beginning

Of the beginning

Of the beginning

Of the beginning

Of the beginning

---

\*\*\*\*\*

---

# Sgt. Pepper's Lonely Hearts Club Band

01 June 1967 UK (Parlophone)



## Sgt. Pepper's Lonely Hearts Club Band

Intro:

Guitar 1:

**A7**

e	-----	-----	-----	-----
B	-----	-----o/o-----	-----o/o-----	-----o/o-----
G	-----	-----	-----	-----
D	5---5---5---5---	-----	-----	-----
A	4---4---4---4---	-----	-----	-----
E	5---5---5---5---	-----	-----	-----

**C7**

**G7**

e	-----	-----	-----	-----
B	-----	-----o/o-----	-----	-----
G	-----	-----	-----	-----
D	8---8---8---8---	-----3-----	-----	-----
A	7---7---7---7---	-----2-----	-----	-----
E	8---8---8---8---	-----3-----	-----	-----

Guitar 2:

**A7**

**A7aug9**

e	-----	-----	-----8-----	-----8-----
B	-----	-----5-----	-----8-----	-----8-----
G	-----6-----6-----	-----	-----6-----6-----	-----6-----6-----
D	5-----5-----	-----5-----	-----5-----5-----	-----5-----5-----
A	7---5-----	-----7-----	-----7-----	-----7-----
E	5-----	-----	-----	-----
	1 2 3 4	1 2 3 4	1 2 3 4	1 2 3 4

**C7**

**G7**

e	-----	-----	-----	-----
B	-----	3b(5)---3---1---0---	-----0-----	-----
G	-----3-----	-----	-----0-----	-----
D	-----	-----	-----3-----	-----
A	3-----	-----	-----	-----
E	-----	-----	-----	-----
	1 2 3 4	1 2 3 4	1 2 3 4	1 2 3 4

Guitar 3:

A7

```

e|-----|-----|-----|-----8-|-----10-----|-----|-----|
B|-----8-10-----|-----8-10-----|-----8-10-----|-----10-8-6-8-----|-----|-----|
G|-----9-----|-----9-----|-----9-----|-----9-----|-----7-----|-----|-----|
D|-----|-----|-----|-----|-----|-----|-----|-----|-----|-----|
A|-----|-----|-----|-----|-----|-----|-----|-----|-----x5-----|
D|-----|-----|-----|-----|-----|-----|-----|-----|-----x0-----|
1234 1 2 3 4 1234 1 2 3 4 1 2 3 4 1 2 3 4 1 2 3 4 1 2 3 4 1 2 3 4
    
```

Verse 1:

G7
A7
C7
G7  
 It was twenty years ago today, Sgt. Pepper taught the band to play  
G7
A7
C7
G7  
 They've been going in and out of style but they're guaranteed to raise a smile.  
A7
C7  
 So may I introduce to you, the act you've known for all these years,  
G7
C7
G7  
 Sgt. Pepper's Lonely Hearts Club Band

Bridge: Horn Break

```

C7          F7          C7          D
e|-----|-----|-----8-6--5-----|-----5--8-letring-----5-|8-letring-----5-10--|
B|-----11-10-9-----|-----|-----5-----8--6--5-|-----5--7-----5-7-5-7--|-----5-7-5-7--7--|
G|9-----8--9-|10---10---10---|5---0-5--5-----|7-letring-7-6-7-----|7-6-7-----7---|
D|10-----10-8-|7-10-7--8-10-8--8-|5-----|7-----|-----0---|
A|-----|-----9---|7-----|-----|-----|-----|
1 2 3 4 1 2 3 4 1 2 3 4 1 2 3 4 1 2 3 4 1 2 3 4
    
```

Chorus:

G7
Bb7
C7
G7
C7
G7  
 We're Sgt. Pepper's Lonely Hearts Club Band, We hope you will enjoy the show,  
G7
Bb7
C7
G7
C7
D (C-A-F#-D)  
 We're Sgt. Pepper's Lonely Hearts Club Band, Sit back and let the evening go  
C7
G7  
 Sgt. Pepper's Lonely, Sgt. Pepper's Lonely,  
A7
C7
D7
G7 (bass D G)  
 Sgt. Pepper's Lonely Heart's Club Band.

Bridge:

C7
F7  
 It's wonderful to be here, it's certainly a thrill.  
C7
D7  
 You're such a lovely audience, We'd like to take you home with us,  
 We'd love to take you home

Verse 2:

I don't really want to stop the show,  
 But I thought that you might like to know,  
 That the singer's going to sing a song, And he wants you all to sing along.  
 So let me introduce to you The one and only Billy Shears  
 And Sgt. Peppers Lonely Hearts Club Band.

C/G Am6 E (segue to "With A Little Help From My Friends")  
 Bil - ly Shears

\*\*\*\*\*

**With A Little Help From My Friends**

## intro

C/G Am6 E (play Fill 1 on "Shears")  
 Bil - ly Shears

## Fill 1:

```
e|---0---0-|---0---0-|---0---0-|--0---0-|
B|---0---0-|---0---0-|---0---0-|--0---0-|
G|-13--13-|-11---11-|-9---9-|-8--8-|
D|-14-----|-13-----|\11-----|-9-----|
```

## Verse 1

E B F#m  
 What would you do if I sang out of tune would you  
 B7 E  
 stand up and walk out on me?  
 B F#m  
 Lend me your ears and I'll sing you a song and I'll  
 B7 E  
 try not to sing out of key. Oh..

## Chorus (with Fill 2 - only on 1st verse)

D A E  
 I get by with a little help from my friends. Mm,  
 D A E  
 I get high with a little help from my friends. Mm,  
 A E (play Fill 1) B  
 I'm gonna try with a little help from my friends.

## Fill 2:

```
E B
E|-----|-----|-----|
B|---12\10---9---7---5-|-7-----|---let---|
G|---13\11---9---8---6-|-8-----|---ring---|
D|-----|-----|-----|
A|-----|-----|-----|
E|-0-----|---7-----|-----|
  1 2 3 4 + 1 2 3 4 1 2 3 4
```

## Verse 2

What do I do when my love is away?  
 (Does it worry you to be alone?)  
 How do I feel by the end of the day?  
 (Are you sad because you're on your own?)  
 No..

## Repeat Chorus

## Bridge

C#m7 F# E D A  
 (Do you need anybody?) I need somebody to love.  
 C#m7 F# E D A  
 (Could it be anybody?) I want somebody to love.

## Verse 3

(Would you believe in a love at first sight?)  
 Yes, I'm certain that it happens all the time.  
 (What do you see when you turn out the light?)  
 I can't tell you but I know it's mine.  
 Oh..



## Repeat Chorus

I get by with a little help from my friends.  
Mmm, Gonna try with a little help from my friends.  
Oh, I get high with a little help from my friends.  
Yes, I get by with a little help from my friends,  
with a little help from my friends \_\_\_\_\_!

\*\*\*\*\*

---

---

## Lucy in the Sky With Diamonds

### Intro:

let ring:

```

e|-----12--|----12-----|-----12--|---10-9-----|
B|----10-----|-----10--|----10-----|-----10--|
G|9-----|12-----|11-----|10-----|
D|-----|-----|-----|-----|
A|-----|-----|-----|-----|
E|-----|-----|-----|-----|
  1  2  3    1  2  3    1  2  3    1  2  3

```

### Verse 1:

```

A                    A7/G                    A6/F# (no 3rd) Aaug/F
e|-----12--|----12-----|-----12--|---10-9-----|
B|----10-----|-----10--|----10-----|-----10--|
G|9-----|12-----|11-----|10-----|
Picture yourself in a boat on a river With
E|5-----|3-----|2-----|1-----| BASS
  1  2  3    1  2  3    1  2  3    1  2  3

```

```

A/E                    A7/G                    A6/F# (no 3rd) F
e|-----12--|----12-----|-----12--|8-----8---|8-----|
B|----10-----|-----10--|----10-----|----10-----|10-----|
G|9-----|12-----|11-----|10-----|10-----|
tangerine trees and marmalade skies
E|0-----|3-----|2-----|13--8--13--|8-----8-10--| BASS
  1  2  3    1  2  3    1  2  3    1  2  3    1  2  3

```

```

A                    A7/G                    A6/F# (no 3rd) Faug
e|-----12--|----12-----|-----12--|---10-9-----|
B|----10-----|-----10--|----10-----|-----10--|
G|9-----|12-----|11-----|10-----|
Somebody calls you, you answer quite slowly
E|5-----|3-----|2-----|1-----| BASS
  1  2  3    1  2  3    1  2  3    1  2  3

```

```

A/E                    A7/G                    F#m7                    Dm                    Dm7/C
e|-----12--|----12-----|9---12-9---|12---9---12--|10--13--10--|13-----|
B|----10-----|-----10--|10-----|10-----|10-----|10-----|
G|9-----|12-----|11-----|11-----|10-----|10-----|
A girl with ka-lei-do-scope eyes
E|0-----|3-----|2---5---2---|5---2---5---|10--10--10--|8---8---8---| BASS
  1  2  3    1  2  3    1  2  3    1  2  3    1  2  3    1  2  3

```

### Pre-Chorus 1

```

Bb                                            C
Cellophane flowers of yellow and green
F                                            Bb
Towering over your head
C                                            G                                            D
Look for the girl with the sun in her eyes and she's gone

```

Bass line to Pre-Chorus

```

B                    C                    F                    Bb                    C                    G                    D
D|-----|3-3-3-|-----|5-5-5-|-----|-----|-----|8-----|-----|5-5-5-|-----|5-4-2-|---|
A|1-1-1-|-----|3-3-3-|-----|-----|3-3-3-|--5-8-|--8---|3-3-3-|-----|--2-5-|-----|5-|
E|-----|-----|-----|-----|1-1-1-|-----|6-----|-----6-|-----|-----|3-----|-----|---|
  1 2 3  1 2 3  1 2 3  1 2 3  1 2 3  1 2 3  1 2 3  1 2 3  1 2 3  1 2 3  1 2 3  1 2 3  1 2 3  123
  Cello...    yellow...    towering...    head...    Look...    sun...    gone

```

## Chorus

G C D  
 Lucy in the sky with diamonds  
 G C D  
 Lucy in the sky with diamonds  
 G C D D  
 Lucy in the sky with diamonds, ahhhhh

## Verse 2:

A/E A7/G A6/F#(no 3rd) Aaug/F  
 Follow her down to a bridge by the fountain  
 Where rocking horse people eat marshmallow pies  
 Everyone smiles as you drift past the flowers  
 That grow so incredibly high

## Pre-Chorus 2

Newspaper taxis appear on the shore  
 Waiting to take you away  
 Climb in the back with your head in the clouds and you're gone

## Chorus

Lucy in the sky with diamonds  
 Lucy in the sky with diamonds  
 Lucy in the sky with diamonds, ahhhhh

## Verse 3:

Picture yourself on a train in a station  
 With plasticine porters with looking glass ties  
 Suddenly someone is there at the turnstile  
 A/E A/G A/F# Dm (stop & 2 & 3 & 4 &)  
 The girl with kaleidoscope eyes

Lucy in the sky with diamonds  
 Lucy in the sky with diamonds  
 G C D D A  
 Lucy in the sky with diamonds, ahhhhh ahhhhh

Lucy in the sky with diamonds  
 Lucy in the sky with diamonds  
 Lucy in the sky with diamonds, ahhhhh

[repeat and fade]

\*\*\*\*\*

**Getting Better**

Intro: Fadd9 (8x)

C F6/9  
It's getting better all the time

{Verse 1:}

G C/G  
I used to get mad at my school (No, I can't complain)  
G C/G  
The teachers that taught me weren't cool (No, I can't complain)  
G G6 G7 G6  
You're holding me down, turning me around  
G G6 G7 C/G  
Filling me up with your rules

{CHORUS:}

C F6/9  
I've got to admit it's getting better  
Em Fadd9\*  
A little better all the time (It can't get no worse)  
C F6/9  
I have to admit it's getting better  
Em Fadd9\* G  
It's getting better since you've been mine

{Verse 2:} (with harmony)

G G6 G7 C/G  
Me used to be angry young man  
Me hiding me head in the sand  
You gave me the word I finally heard  
I'm doing the best that I can ...

repeat {CHORUS}

{BRIDGE:}

F C/E F C/E F C/E F C/E C  
Get-ting so much bet-ter all the time  
C F6/9 Em Fadd9\*  
It's getting better all the time, better, better, better  
It's getting better all the time, better, better, better

{Verse 3:} (with harmony)

G  
I used to be cruel to my woman  
I beat her and kept her apart from the things that she loved  
C/G G G6 G7 C/G  
Man I was mean but I'm changing my scene  
And I'm doing the best that I can

{CHORUS 3:}

I admit it's getting better  
A little better all the time (can't get no worse)  
Yes, I admit it's getting better  
It's getting better since you've been mine ...

repeat {BRIDGE}

F C/E F C/E F C/E F C/E C  
Get-ting so much bet-ter all the time

**Chord hints for this song**

Fadd9 xx3213  
C x32013  
F6/9 xx3233  
G 320003  
C/G 3x2013 (hammer-on the 4<sup>th</sup> string)  
Em xx5453  
Fadd9\* xx7585  
G6 3x2003  
G7 3x3003

\*\*\*\*\*

## Fixing A Hole

### Intro:

	<b>F</b>	<b>C+</b>	<b>Fm7</b>	<b>Bb9</b>
E	-8--8--8--8--8--8--8--8--8--8--	-8--8--8--8--8--8--8--8--8--8--	-8--8--8--8--8--8--8--8--8--8--	-----
B	-10-10-10-10-9--9--9--9--9--	-6--6--9--9--9--9--9--9--9--	-6--6--9--9--9--9--9--9--9--	-----
G	-10-10-10-10-9--9--9--9--9--	-8--8--8--8--8--7--7--7--7--	-8--8--8--8--8--7--7--7--7--	-HOLD Bb9--
D	-----	-----	-----	-----
A	-8-----	-8-----	-8-----	-----
E	-----8-----	-----8-----	-----6-----	-----
	1   2   3   4	1   2   3   4	1   2   3   4	1   2

### Verse 1:

	<b>F</b>	<b>C+</b>	<b>Fm7</b>	<b>Fm6</b>
I'm fixing a hole where the rain gets in	<b>Fm7</b>	<b>Fm6</b>	<b>Fm7</b>	<b>Fm6</b>
And stops my mind from wandering where it will go	<b>Fm7</b>	<b>Fm6</b>	<b>Fm7</b>	<b>Fm6</b>
			(w/ fill 1)	

[chords to Verse 1]

	<b>F</b>	<b>C+</b>	<b>Fm7</b>	<b>Fm6</b>	<b>Fm7</b>	<b>Fm6</b>	<b>Fm7</b>	<b>Fm6</b>
E	-8--8--8--8--8--8--8--8--8--8--	-8--8--8--8--8--8--8--8--8--8--	-8--8--8--8--8--8--8--8--8--8--	-8--8--8--8--8--8--8--8--8--8--	-8--8--8--8--8--8--8--8--8--8--	-8--8--8--8--8--8--8--8--8--8--	-8--8--8--8--8--8--8--8--8--8--	-8--8--8--8--8--8--8--8--8--8--
B	-10-10-9--9--9--9--9--9--9--9--9--	-6--6--6--6--6--6--6--6--6--6--	-6--6--6--6--6--6--6--6--6--6--	-6--6--6--6--6--6--6--6--6--6--	-6--6--6--6--6--6--6--6--6--6--	-6--6--6--6--6--6--6--6--6--6--	-6--6--6--6--6--6--6--6--6--6--	-6--6--6--6--6--6--6--6--6--6--
G	-10-10-9--9--9--9--9--9--9--9--9--	-8--8--7--7--7--7--7--7--7--7--7--	-8--8--8--8--8--8--8--8--8--8--	-7--7--7--7--7--7--7--7--7--7--	-8--8--8--8--8--8--8--8--8--8--	-7--7--7--7--7--7--7--7--7--7--	-8--8--8--8--8--8--8--8--8--8--	-7--7--7--7--7--7--7--7--7--7--
D	-----	-----	-----	-----	-----6--	-----6--	-----6--	-----6--
A	-8-----	-8-----	-8-----	-8-----	-8-----8--	-8-----8--	-8-----8--	-8-----8--
E	-----8-----	-----8-----	-----8-----	-----8-----	-----8-----	-----8-----	-----8-----	-----8-----
	1 2 3 4	1 2 3 4	1 2 3 4	1 2 3 4	1 2 3 4	1 2 3 4	1 2 3 4	1 2 3 4
	fixing hole	rain in	stops mind	wandering	will			

	<b>Fm7</b>	<b>Fm6</b>	
E	-8-----	-----	[on Verse 2 stop and hold at Fm6, then Chorus]
B	-9--9--6--4-3-	-----	
G	----10-5-----	-----	
D	-----6-3-	-----6--	
A	-----	-----8--	
E	-----	-----8-----	
	1 2 3 4 +	1 2 3 4	

### Verse 2:

I'm filling the cracks that ran through the door  
 And kept my mind from wandering where it will go

### Chorus: ?

	<b>F</b>	<b>Gm/C</b>	<b>F</b>	<b>Gm/C</b>
And it really doesn't matter if I'm wrong I'm right	<b>F</b>	<b>Gm/C</b>	<b>F</b>	<b>Gm/C</b>
where I belong I'm right where I belong	<b>F</b>	<b>Gm/C</b>	<b>F</b>	<b>Gm/C</b>

[chords to Chorus (above)]

	<b>F</b>	<b>Gm/C</b>	<b>F</b>	<b>Gm/C</b>	<b>F</b>	<b>Gm/C</b>	<b>F</b>
E	-5--5--3--3--3--3--3--3--3--3--3--	-----	-----	-----	-5--5--5--5--5--5--5--5--5--5--	-----	-----
B	-6--6--3--3--3--3--3--3--3--3--3--	-----	-----	-----	-6--6--6--6--6--6--6--6--6--6--	-----	-----
G	-5--5--3--3--3--3--3--3--3--3--3--	-----	-----	-----	-5--5--5--5--5--5--5--5--5--5--	-----	-----
D	-3--3--0-3-0-	-----	-----	-----	-----	-----	-----
A	-----3-----	-----	-----	-----	-8--8--7--5--5--5--5--5--5--	-----	-----
E	-----	-----	-----	-----	-----	-----	-----
	1 2 3 + 4 +	1 2 3 + 4 +	1 2 3 + 4 +	1 2 3 + 4 +	1 2 3 4		

**C** **G** **C** **G**  
 See the people standing there who disagree and never win and  
**C** **G** **C**  
 wonder why they don't get in my door

[guitar line to 2<sup>nd</sup> part of Chorus ("See the people...")]

**C** **G** **C** **G** **C** **G** **C** **F**

```

G |-----|-----|-----|-----2-3-5--5b(7)-|-5-----|
D |-----5-----|-----|-----|-----2-5-----|-----|
A |-3--/7-----5-|-----SAME-----|-----SAME-----|-3-----|-----|
E |-----3--/7--|-----|-----|-----|-----|-----|
   1  2+3  4+  1  2  3+4+  1  2  3+4+  1  2  3  4  ("I'm painting...")
    
```

**Verse 3:**

**F** **C+** **Fm7** **Fm6**  
 I'm painting the room in a colorful way  
**Fm7** **Fm6** **Fm7** **Fm6** **Fm7** (w/guitar fill) **Fm6**  
 and when my mind is wandering there I will go Oo oo oo ah ah Hey! Hey! Hey!

[chords to Verse 1]

**F** **C+** **Fm7** **Fm6** **Fm7** **Fm6** **Fm7** **Fm6**

```

E |-8--8-----8--|-----8-----8--|-----8-----8--|-----8-----8--|-8--8--8--8--|-8--8--8--8--|
B |-10-10-----9--|-----6-----6--|-----6-----6--|-----6-----6--|-6--6--6--6--|-6--6--6--6--|
G |-10-10-----9--|-----8-----7--|-----8-----8--|-----7-----7--|-8--8--8--8--|-7--7--7--7--|
D |-----|-----|-----|-----|-----|-----|-----|-----|-----|-----|
A |-8-----|-----8-----|-----8-----|-----8-----|-----8-----|-----8-----|
E |-----8-----|-----8-----|-----8-----|-----8-----|-----8-----|-----8-8-----|
   1  2  3  4  1  2  3  4  1  2  3  4  1  2  3  4  1  2  3  4  1  2  3  4  1  2  3  4
 painting room colorful way when mind wandering will
    
```

**Guitar solo: to verse chords**

```

e |-5-----|-----|-----|-----|-----|
B |-6-----9--|-----9-----|-----6-----|-9-----|-----|
G |-5-----8-----|--10-----10--|-----5-----5--|-----|-----|-----1-7\|-3--|
D |-----|-----10-----6|-----6-----|-----|-----|-----1-3-----3|
A |-----|-----|-----8-----|-----|-----|-----|-----|
E |-----|-----|-----|-----|-----|-----|-----|
   1  2  3  4  1  2  3  4  1  2  3  4  1  2  3  4  1  2  3  4
    
```

```

e |-----|-----|
B |-----|-----|
G |-----|-----|
D |--1----0-----|-----1----| (should be a low Eb on 6th string)
A |-----3--1|-----|
E |-----|-----4--1-----1|
   1  2  3  4  1  2  3  4
    
```

**Chorus: ?**

And it really doesn't matter if I'm wrong I'm right  
 where I belong I'm right where I belong  
 Silly people run around who worry me and never ask me  
 why they don't get past my door

**Verse 4:**

I'm taking the time for a number of things  
 that weren't important yesterday and I still go Oo oo oo ah ah

**outro:**

I'm fixing a hole where the rain gets in and stops my mind from wandering  
 where it will go where it will go  
 I'm fixing a hole where the rain gets in and stops my mind from wandering  
 where it will go

\*\*\*\*\*

**She's Leaving Home****Intro:**

```

E (x76454)           E
e|-----12-----12----|-16-----|
B|----12-----12-----12-|----12-14-12-----12-|
G|-13-----|-----14----|  repeat once
D|-----|-----|
A|-----|-----|
E|-0-----|-----|
  1       2       3       1       2       3

```

**Verse 1:**

```

E           Bm7           F#m7           C#m7           F#9
Wednesday morning at five o'clock as the day begins
B11           B7
Silently closing her bedroom door
B11           B7
Leaving the note that she hoped would say more

           E  Bm           F#m7  F#m7/C#  C#m/G#  (w/Fill 1)  F#
She goes downstairs to the kitchen clutching a handkerchief

```

```

           C#m           F#
[Fill 1] e|-12-11-9-|-----|-----|
          B|-----14|-12-11----|-11-9-7-|
          G|-----|-----13-|-----|
          D|-----|-----|-----|
          A|-----|-9--11-13-|-11-9-7-|
          E|-9--11-12|-----|-----|

```

```

B11           B7
Quietly turning the backdoor key
B11           B7
Stepping outside she is free

```

**Chorus:**

```

E
She (we gave her most of our lives)
E
Is leaving (sacrificed most of our lives)
           D6b5(x 5 4 4 3 [4]) (harp- G# BEBE_octG# EBEB_)
Home (We gave her everything money could...)
C#m7           F#9           C#m7           F#9
She is leaving home after living alone for so many years
(buy)

```

**Verse 2:**

(w/ bass below)

```

Father snores as his wife gets into her dressing gown,
           E           Bm7           F#m7           C#m7           F#
G|-----4-|-|-----6-|-|-----|-----|
D|-----4-|-|-----7-|-|-----|-----|
A|-----2-5-|-|-4-7-|-|-----|-9-11-13-11-9-|-|
E|-0-4-|-|-2-5-|-|-9-x-x-9-11-12-|-|-----12-|-|

```

```

Picks up the letter that's lying there.
Standing alone at the top of the stairs,
She breaks down and cries to her husband Daddy our baby's gone.
Why would she treat us so thoughtlessly?
How could she do this to me? (single notes - F# D# B A [G-11-9-4-2-])

```

**Chorus:** (now with Esus4 on strings as shown below)

She (we never thought of ourselves)  
 Is leaving (never a thought for ourselves)  
 Home (we struggled hard all our lives to get by)  
 She's leaving home after living alone for so many years

```

      E              Esus4  E              D6b5
e|-----0---0---|-----|-----|-----|
B|---0---0---0-|---2---0---|-----|---3---3---|---2---0---|
G|-1-----|---2---1---|-5 times-|---4---4---|---2---1---|
D|-----|-----|-----|---4-----|---0-----|
A|-----|-----|-----|5-----|-----|
E|-0-----|-0-----|-----|-----|-----|
  "She___      We ne- ver..."      "hard all our lives to get   by
  
```

**Verse 3:**

Friday morning at nine o'clock she is far away  
 Waiting to keep the appointment she made  
 Meeting a man from the motor trade

**Chorus:**

She (what did we do that was wrong?)  
 Is having (we didn't know it was wrong)  
 Fun (fun is the one thing that money can't buy)

**Outro:**

```

C#m7              F#9              C#m7      F#9
Something inside that was always denied for so many years
C#m7      F#9      A      E
She's leaving home      bye bye
  
```

**Chords used:**

```

E      x76454
Bm7    x24232
F#m7   242225
C#m7   x46454
F#9    242324
B11    7x7655
B7     7 9 7 8 10 (7)
A      x02220
  
```

**Upper chords (no root)**

```

E      x  x  14 13 12 16
Bm7    x  x  16 14 15 17
F#m7   x  x  14 14 14 17
C#m7   x  14 14 x  14 16
F#9    x  13 14 x  14 16
B11    x (14)14 14 14 17
B7     x  x  13 14 16 17
A      x02220
  
```

\*\*\*\*\*



**Being For the Benefit of Mr. Kite**

**{intro}**

```

      Bb              A7              Dm G
e|-----6---6-8-10-6-|-----9-10-12-9-|-10--7--|
B|-8-----10-----| -10-9-10-12-----| -10--6--|
G|-----| -9-----| -10--7--|
D|-----| -----| -----5--|
A|-----| -0---0---0---0---| -----|
E|-6---6---6---6---| -----|-10-(3)-|
  ^   ^   ^   ^       ^   ^   ^   ^       ^ ^ ^ ^
    
```

**Cm**                    **Gaug/B**  
 For the benefit of Mr. Kite

**Bb**                    **Dm/A**                    **G**                    **Gaug**  
 There will be a show tonight on trampoline

**Cm**                    **Gaug/B**  
 The Hendersons will all be there

**Bb**                    **Dm/A**                    **A**  
 Late of Pablo Fanques Fair- what a scene!

**Dm**                    **Dm/C**  
 Over men and horses hoops and garters

**Bb**                    **A7**                    **Dm (Dm/C Dm/Bb Dm/A)**  
 Lastly through a hogshead of real fire!

**Bb**                    **A**                    **Dm (Dm/C Dm/Bb Dm/A)**                    **Bb A7 Dm G**  
 In this way Mr. K. will challenge the world!

The celebrated Mr. K.  
 performs his feat on Saturday at Bishopsgate  
 The Hendersons will dance and sing  
 As Mr. Kite flies through the ring - don't be late!  
 Messrs. K. and H. assure the public  
 Their production will be second to none

**Bb**                    **Aaug**                    **Dm** (begin inst. below on "waltz" in 3/4 time)  
 And of course Henry The Horse dances the waltz!

**{inst.} same progression in D**

```

      Dm      C#aug      C      Em/B      A      Aaug
G|-----|-----|-----|-----|-----|-----|-----|
D|-----|-3---5-|-----|-----5---|-7---|-7---|-----|
A|-5---7-|-----|-3---5-|-7---|-7---|-7---|-4-|-5-6-7-|
E|-----|-----|-----|-----|-----|-----5-|-5---5-|
  ^ ^ ^   ^ ^ ^   ^ ^ ^   ^ ^ ^   ^ ^ ^   ^ ^ ^   ^ ^ ^
    
```

```

      Dm      C#aug      C      Em/B      B
G|-----|-----|-----|-----|-----|
D|-----|-3-5-7-|-----|-----7-8-|-9---|-9---9-|
A|-5---7-|-----|-3---5-|-7---|-9---|-9---9-|
E|-----|-----|-----|-----|-----|
  ^ ^ ^   ^ ^ ^   ^ ^ ^   ^ ^ ^   ^ ^ ^
    
```

```

      Em      Em/D      C      B      Em      Em/D      C      B      Em      G
G|-----|-----|-----|-----|-----|-----|-----|-----|-----|
D|-----|-5-7-9-|-10--10|-9---|-----|-5-7-9-|-5---7-5|-4---|-----|-----| 4/4
A|-7---9-|-----|-----|-----6-|-7---9-|-----|-----6-|-7---|-7---|
E|-----|-----|-----|-----|-----|-----|-----|-----|-----|
  ^ ^ ^   ^ ^ ^   ^ ^ ^   ^ ^ ^   ^ ^ ^   ^ ^ ^   ^ ^ ^   ^ ^ ^   ^ ^ ^
    
```

The band begins at ten to six  
 When Mr. K. performs his tricks without a sound  
 And Mr. H. will demonstrate  
 Ten summersets he'll undertake on solid ground  
 Hav'n been some days in preparation  
 A splendid time is guaranteed for all

And tonight Mr. Kite is topping the bill!

Dm            Bb            A7  
(bass) D C Bb A Bb C D A

{inst.}

Dm    Dm/C#   Dm/C   G9/E   Aaug  
(bass=D   E F    G C   D E    G A

Dm    Dm/C#    Dm/C   G9/E    B  
(bass=D   E F    G A C   D E    G Bb B F# B

Em    Em/D    C    B  
(bass=E F# G A B C C B Eb ) repeat next 2 times

Em Em/D C B

Em Em/D C B

Em Em/D C B    Em

(bass=E D    C B    E )

\*\*\*\*\*

**Within You Without You**

by George Harrison

This is a tricky one. The whole song revolves around droning C# octaves on the sitar. There are not really any chord changes.

**Intro:**

```
e|----0-3-5--3-5--3-5-3-----| | -0-3-0-----|
B|2-3-----5---| |-----2-3--2-3--2-3-2-----|
G|-----| |-----0---|
```

```
e|-----13-14-16-----| shown as actual frets not capoed
B|-----14-----|
G|-----13--16-----|
D|-----15-16-----|
A|-14--16-----|
```

[Drums start]

**Verse 1**Capo fret 4 - drone A string (C#) and 2<sup>nd</sup> fret G string (C#) whenever possible**C#**

```
e|-----0--3-----3-2-----0-----0-----|
B|2--3-----2-----0-----3--2-----|
G|-----|
```

**We were talking a-bout the space between us all**

```
e|-----0--3---3---2-----0-----0-----|
B|2---3-----2-----0-----3-2-----|
G|-----|
```

**and the people who hide themselves behind a wall**

```
e|----0-----2-----0--2-----|
B|2--3--2-----2-3-----|
G|-----|
```

**of illusion Never glimpse the truth,**

```
e|-----0--3--5-----5---3---0-----|
B|2---3-----5-----3-2-----|
G|-----|
```

**then it's far too late when they pass a-way.****We were talking about the love we all could share****When we find it to try our best to hold it there**

```
e|-----0-----0--2-----0---3---5-----5--8--10-8-10-8-10-|
B|2---3-----2---2---3-----2--3-----5--8-----8-----|
G|-----6-----9-----|
D|-----7-----7-----|
A|-----0-----0-----|
```

**With our lo-ve With our lo-ve We could save the world If they on-ly knew \_\_\_\_\_**

[strings]

```
e|10-8-----|
B|----10-8--5-8-5-8-----|
G|-----5-7-----|
```

**Chorus:**

e|----2--3--2-5----2----3--2-----2----0-----0-----0-----|  
 B|3-----3-----3-----2-----3-----0-----3--2-----|  
 G|2-----2-----2-----2-----2-----2-----2-----2-----2-----|

Try to re-a-lize it's all within your self, no one else can make you change

e|--2--3--2---5---2--3--2-----2--0-----3---2-----2--0-----0-----|  
 B|3-----3-----3-----2-----3-----2-----3--2--0---|  
 G|2-----2-----2-----2-----2-----2-----2-----2-----2-----|

And to see your real-ly on-ly ve-ry small and life flows on within you and without you

**Verse 2**

We were talking  
 about the love that's gone so cold  
 and the people  
 who gain the world and lose their soul  
 They don't know...  
 They can't see...  
 Are you one of them?

**Chorus:**

When you've seen beyond yourself  
 then you may find, peace of mind, is waiting there

And the time will come  
 when you see we're all one,  
 and life flows on within you and without you

\*\*\*\*\*

**When I'm Sixty-Four****Intro**

```

e|-----|-----|-----|
B|-----|-----1-----1---3|-----3-1---1--3---1|
G|-----0-----|-----0---2-0-----2-----|-----2-----|
D|-2---1-2-----2-----|-----|-----|
A|-3-----|-----3-----|-----|
E|-----3-----|-----3-----|-----1-----3-----|
  1     2     3     4       1     2     3     4       1     2     3     4

```

**Verse 1**

**C** **G7**  
 When I get older, losing my hair, many years from now  
**G** **C**  
 Will you still be sending me a valentine, birthday greeting, bottle of wine?  
**C** **C7** **F**  
 If I'd been out 'till quarter to three, would you lock the door?  
**F** **Ab/Gb** **C/G** **A7**  
 Will you still need me, will you still feed me,  
**D9** **G7/6** **C**  
 When I'm sixty-four?

**Bridge 1**

**Am** **G** **Am**  
**Am** **E** **Am E Am E** **Am** **Dm** **F** **G** **C**  
 You'll be older, too, (ah!) and if you say the word, I could stay with you

## [Guitar Fill 1]

```

e|-----|-----|-----|
B|-----|-----|-----|
G|-----0-----|-----5 (harm.)-----|-----5 (harm.)-----|
D|-----2-3---3---2-0-----|-----|-----3-----|
A|-----2-----|-----|-----2-5-----|
E|-----3-----|-----3-----3-----|-----3-----|
  1     2     3     4       1     2     3     4       1     2     3     4
  "you"

```

**Verse 2**

I could be handy, mending a fuse, when your lights have gone  
 You can knit a sweater by the fireside, Sunday morning, go for a ride  
 Doing the garden, digging the weeds, ]who could ask for more?  
 Will you still need me, will you still feed me,  
 When I'm sixty-four?

**Bridge 2**

**Am** **G** **Am**  
 Every summer we can rent a cottage at the Isle of Wight, if it's not too dear  
**E**  
 We shall scrimp and save  
**Am** **Dm** **F** **G** **C**  
 Grand children on your knee Vera, Chuck and Dave

**Verse 3**

Send me a postcard, drop me a line, stating point of view  
 Indicate precisely what you mean to say, yours sincerely wasting away  
 Give me an answer, fill in a form, mine for ever more  
 Will you still need me, will you still feed me,  
 When I'm sixty-four? Ho!

\*\*\*\*\*

**Lovely Rita****Intro:**

<b>B</b>	<b>A</b>	<b>E</b>	<b>B</b>
e ---7---7---7---7---7---7--- ---5---5---5---5---5---5--- ---0---0---0---0---0---0--- ---2-			
B -7---7---7---7---7---7--- ---5---5---5---5---5---5--- ---0---0---0---0---4---4--- ---4-			
G -8---8---8---8---8---9--- ---7---7---7---7---7---8--- ---1---8---1---1---1---1--- ---4-			
D ---9---9---9---9---9--- ---10---10---10---10--- ---2---2---2---2--- ---4-			
A ----- ----- ----- ----- ---2-			
E ----- ----- ----- -----			
1 2 3 4	1 2 3 4	1 2 3 4	1 2 3 4

<b>B</b>	<b>A</b>	<b>E</b>	<b>B</b>
Lovely Rita meter maid	Lovely Rita meter maid	Lovely Rita meter maid	Lovely Rita meter maid

**CHORUS**

<b>E</b>	<b>D</b>	<b>A</b>	<b>E</b>	<b>B</b>
Lovely Rita meter maid	nothing can	come	between	us
<b>C#m</b>	<b>F#7</b>	<b>B</b>		
When it gets dark	I tow	your heart	away	

**Verse 1**

<b>E</b>	<b>A</b>	<b>D</b>	<b>G</b>
Standing by a parking meter	when I caught a glimpse	of Rita	
<b>E</b>	<b>B</b>		
filling in a ticket	in her little white book		

In a cap she looked much older, and the bag across her shoulder  
made her look a little like a military man

| E C#m | F#7 B7 |

**CHORUS**

<b>E</b>	<b>D</b>	<b>A</b>	<b>E</b>	<b>B</b>
Lovely Rita meter maid	may I enquire	discreetly		
<b>C#m</b>	<b>F#7</b>			
When are you free to take	some tea with...			
B   A/B   G#m/B   F#m/B   E6/B   E6/B   B				
me?	Ah _____	Rita		

**piano solo (to CHORUS chords)**

| E | D A | E | B | C#m | F#7 | B |

**Verse 2**

Took her out and tried to win her, had a laugh, and over dinner  
told her I would really like to see her again  
Got the bill and Rita paid it, took her home, I nearly made it,  
sitting on the sofa with a sister or two

| E C#m | F#7 B7 |

**CHORUS**

Oh, Lovely Rita, meter maid, where would I be without you?  
Give us a wink and make me think of you

**Outro:**

<b>B</b>	<b>A</b>	<b>E</b>	<b>B</b>
Lovely Rita meter maid	Lovely Rita meter maid	Lovely Rita meter maid	Lovely Rita meter maid
Lovely Rita meter maid	Lovely Rita meter maid	Lovely Rita meter maid	Lovely Rita meter maid

PIANO tabbed for guitar

B|3-----3-----|3-----3-----5---|--6-----3-----5-|----3-----|3-----3-----|----3---5-----6-|  
 G|4-----4-----|4-----4-----5---|--7-----4-----5-|----4-----|4-----4-----|----4---5-----7-|  
 D|---7-----7---|-----|-----7-|7-----7-7-----|-----7-7-----7-|7-----|  
 1 2 3 4 1 2 3 4 1 2 3 4 1 2 3 4 1 2 3 4 1 2 3 4

B|---3-----5-----|6-----3-----5-----3-----3-5-8-----3-3-3-5-6-3-5-3-5-----3---3-5-6-8--8888888-10-12-13-13-\--  
 G|---4-----5-----|7-----4-----5-----4-----4-5-9-----4-4-4-5-7-4-5-4-5-----4---4-5-7-9--9999999-11-12-14-14-\--  
 D|-----|-----7-  
 1 2 3 4 1 2 3 4 1 2 3

bass

D-----12\7-----| (8x total) |-----|-----10-----|-----|-----14-13-|-12-  
 A-12\7-----12\7--| then |-12--12--12--12-|-12--12--12--12-10-|-12--12--12--12-|-12-12-----|----  
 1 + 2 + 3 + 4 +

- C#m = xx2120
- F#7 = xx4320
- F#m7 = xx2222
- B7 = 7Z21202
- A/B = 7x7655
- G#m/B= 7x6444
- F#m/B = x24222
- E6/B = x22120 7x6600

\*\*\*\*\*

**Good Morning Good Morning****Intro:**

A D A D A D A  
 Good morning, good morning, good morning, good morning, good morning ah

[Bass line to verse]

A A7 G A A D E  
 A|---4-5-7-----5---5---5---5---5---7---|2x|-----4---5-5-5-5-5-7-----|  
 E|-5-----0-3---3---3---3---3---5-----| |-5-5-5-5-5-5-7---5---5-5-5-5-5--0-0240|

**Verse 1**

A A7 G A  
 Nothing to do to save his life call his wife in  
 A A7 G A  
 Nothing to say but "What a day, how's your boy been?"  
 D E  
 Nothing to do, its up to you  
 A A7 G  
 I've got nothing to say but it's OK

**Chorus:**

A D A  
 Good Morning, good morning, good morning ah

**Verse 2**

A A7 G A  
 Going to work, don't want to go feeling low down  
 A A7 G A D  
 Heading for home you start to roam when you're in town

**Bridge:**

A D A  
 Everybody knows there's nothing doing  
 D A  
 Everything is closed, it's like a ruin  
 D A  
 Everyone you see is half asleep  
 D A  
 And you're on your own you're in the street

**Verse 3**

A A7 G A  
 After a while you start to smile, now you feel cool  
 A A7 G A  
 Then you decide to take a walk by the old school  
 D E  
 Nothing had changed it's still the same  
 A A7 G  
 I've got nothing to say but it's okay

**Chorus:**

A D A  
 Good morning, good morning, good morning ah



[solo] like Verse 2 to Bridge

A A7 G A A A7 G A D A

Bridge:

                  D                                  A  
People running round it's five o'clock

                  D                                  A  
Everywhere in town is getting dark

                  D                                  A  
Everyone you see is full of life

                  D                                  A  
It's time for tea and meet the wife

Verse 3

A          A7          G                                  A  
Somebody needs to know the time, glad that I'm here

A          A7          G                                  A  
Watching the skirts you start to flirt, now you're in gear

D                                  E  
Go to a show you hope she goes

                  A          A7          G  
I've got nothing to say, but it's okay

Chorus:

          A                  D          A  D  
Good morning, good morning, good

          A                  D          A  D  
Good morning, good morning, good...

\*\*\*\*\*

**Sgt Pepper's Lonely Hearts Club Band (reprise)**

**Intro:**

Rooster crow-ish guitar lick B|----11(13)--8--|  
G|-0-----|

1,2,3,4 (Bye)

4 Bars of drums, then: |F7aug9 | | | - F7aug9: X-8-7-8-9-X

**Verse 1**

F7aug9 Ab Bb F  
We're Sergeant Pepper's Lonely Heart's Club Band  
Bb7 F7aug9  
We hope you have enjoyed the show Fill: F  
G|-10--8-----|  
F7aug9 Ab D|-----10--8--6b(7)-----|  
We're Sergeant Pepper's Lonely Heart's  
Bb F G C  
Club Band We're sorry but it's time to go Fill: C  
B|--11b13r11-----8-----|  
Bb7 F7aug9  
Sergeant Pepper's Lonely Sergeant Pepper's Lonely  
G7 D7  
Sergeant Pepper's Lonely Sergeant Pepper's Lonely

**Verse 2**

G7aug9 Bb7 C G  
Sergeant Pepper's Lonely Heart's Club Band  
C G  
We'd like to thank you once again Fill: G  
B|--8p6--8---8p6--8---8p6--8--|  
G7aug9 Bb7 C  
Sergeant Pepper's one and only Lonely Heart's  
G A7 D  
Club Band It's getting very near the end Fill: D  
e|--10r8--10r8---5-----|  
C G7  
Sergeant Pepper's Lonely Sergeant Pepper's Lonely  
A C7 G Bb C G  
Sergeant Pepper's Lonely Heart's \_\_\_\_\_ Club \_\_\_\_\_ Band \_\_\_\_\_

**End lick:**

G Bb C G  
e|-----|-----|-----|-----|  
B|-----|-----6--|-11b13-11b13r11-8--|-----|  
G|-2b(4)r2-----|-5b7r5-3--5b7-----|-----|

This song leads directly into "A Day in the Life"

\*\*\*\*\*

**A day in the life**

(intro) G Bm Em Em7 (add D on B string) Em C..C Cmaj7 C+9 Cmaj7 (play with B)  
 G Bm Em Em7 Em (you can add these notes on B string-  
 I read the news today oh boy I'll omit them from now on)  
 C Em Am Cmaj7 Cadd9 Cmaj7  
 About a lucky man who made the grade  
 G Bm Em  
 And though the news was rather sad  
 C F Em  
 Well I just had to laugh  
 C F Em Cmaj7...  
 I saw the photograph

He blew his mind out in a car / He didn't notice that the lights had changed  
 A crowd of people stood and stared / They'd seen his face before  
 Em C....  
 Nobody was really sure if he was from the House of Lords

I saw a film today oh boy / The English Army had just won the war  
 A crowd of people turned away / But I just had to look  
 Having read the book....

C Bm G Am7 Em  
 I'd love to turn.... you.... on....

(stays on Em for awhile then goes to E-major)

E A  
 Woke up, fell out of bed, dragged a comb across my head  
 E  
 Found my way downstairs and drank a cup  
 And looking up, I noticed I was late  
 E A  
 Found my coat and grabbed my hat, made the bus in seconds flat  
 E  
 Found my way upstairs and had a smoke  
 And somebody spoke and I went into a dream  
  
 C G D C E C G D C  
 Ahhh....  
 E D C D G

I heard the news today oh boy / Four thousand holes in Blackburn, Lancashire  
 And though the holes were rather small / They had to count them all  
 Now they know how many holes it takes to fill the Albert Hall  
 I'd love to turn... you... on...

## Magical Mystery Tour

18 November 1967 UK (Parlophone)



### Magical Mystery Tour

D	A	E
e -5-----2-----	-5-----	-7---
B -7-----3-3-----	-5-----2-----	-9---
G -7-----2-2-----	-6-----2-2-----	-9---
D -----4-----	-7-----2-2-----	-9---
A -----	-----4-----	-7---
E -----	-----	-0---
1 2 3 4	1 2 3 4	

Roll up, roll up for the Magical Mystery Tour. Step right this way!

**E** Roll up \_\_\_\_\_ **G** Roll up for the Mystery tour **A** 2X

Vocal Harmony for above

e -4----4----5----5--5---5---5-3--2--0---
B -5----5---5---5---5---5---5-3--2--2---
G -4----4---7---5---4---2---2-2--2--2---

Roll up, roll up for the Mystery Tour

Roll up - You've got an invitation  
 Roll up for the mystery tour  
 Roll up - to make a reservation  
 Roll up for the Mystery Tour

### CHORUS

D	D/C	G/B	Gm/Bb
The Magical Mystery Tour is waiting to take you away			
D/A	A		
waiting to take you away			

Roll up, we've got everything you need  
 Roll up for the Mystery Tour  
 Roll up, satisfaction guaranteed  
 Roll up for the Mystery Tour

**CHORUS**

The Magical Mystery Tour is hoping to take you away  
Hoping to take you away

repeat Verse 1

**CHORUS 2X**

The Magical Mystery Tour is coming to take you away  
Coming to take you away

The Magical Mystery Tour is dying to take you away  
Dying to take you away, take you today

G/B = x20003

Gm/Bb = 6x533x

F#m = xx4222

**The Fool on the Hill****intro****D6**

```
e|-5--5--5--5--5--|
B|-7--7--7--7--7--|
G|-7--7--7--7--7--|
D|-9--9--9--9--9--|
```

**Verse 1****D6****Em/D**

```
e|-5--5--5--5--5--|-5--5--5--5--5--|-7--7--7--7--7--|-7--7--7--7--7--|
B|-7--7--7--7--7--|-7--7--7--7--7--|-8--8--8--8--8--|-8--8--8--8--8--|
G|-4--4--4--4--4--|-4--4--4--4--4--|-9--9--9--9--9--|-9--9--9--9--9--|
D|-0-----|-----|0-----|-----|
```

**D6** (Bm/D)**Em/D**

Day after day Alone on a hill

**D6****Em/D**

The man with the foolish grin is keeping perfectly still

**Em****A****A7**

But nobody wants to know him

**D****Bm**

They can see that he's just a fool

**Em****A7**

And he never gives an answer.

**CHORUS****D6** **Bb/D** **D6****Bb/D****C7/G** **C7****Dm** **Eb** **E** **Dm7****D6**

```
e|-1--1--1--1--1--|-1--1--1--1--1--|-0--0--0--0--0--|-1-----1--1--1--|-5-5-5-5-|
B|-3--3--3--3--3--|-3--3--3--3--3--|-1--1--1--1--1--|-3-----1--1--1--|-7-7-7-7-|
G|-2--3--2--2--2--|-3--3--3--3--3--|-3-0-3-0-3-0-3-0-|-2--3-4-2--2--2--|-2-2-2-2-|
D|---0---0---0---0---|---0---0---0---0---|-----3-----|---0-1-2---0---0---|-----|
A|-----|-----|-----3-----|-----|-----|
E|-----|-----|-----3-----|-----|-----|
```

**Dm****Bb/D****Dm****Bb/D**

But the Fool on the Hill sees the sun going down

**C7/G****D5****Eb5** **E5****Dm7****D6** (use Flute Fill A below)

And the eyes in his head see the world spinning round

**Verse 2**

Well on the way head in a cloud

The man of a thousand voices talking perfectly loud

But nobody ever hears him or the sound he appears to make

And he never seems to notice

**CHORUS**

But the Fool on the Hill sees the sun going down

And the eyes in his head see the world spinning round

**Flute solo to Verse chords with alternating D & A bass (plus 2nd half of a verse)****D6****Em/D**

```
e|-----|-----15-14-15-14-15----|
B|-----|-----17-----|
G|-11-11-11-11-----11-|-12-14-16-16-----|
D|-0-----0-----|0-----0-----|
A|-----0-----0-----|-----0-----0-----|
E|-----|-----|
1 2 3 4 1 2 3 4
```

D6	Em/D	Em...
e -14-----	-----15-14-15-----	-----
B -----14-14h15-15-14h15-15-15-15p14)---	-----17-17-17-----17-17-----	-----
G -14-16-----14-	-16-----16-16-14-	-12-
D -0-----0-----	-0-----0-----17-16-	-14-
A -----0-----0-----	-----0-----0-----	-----
E -----	-----	-0--
1            2            3    4	1            2            3    4	

Em                          A            A7  
 And nobody seems to like him

D    Bm (flute) e|-14-15-14---10--|

They can tell what he wants to do

Em    A  
 And he never shows his feelings

**CHORUS**

But the Fool on the Hill sees the sun going down  
 And the eyes in his head see the world spinning round (use Flute Fill A below)

**Flute solo (to verse chords) with improv vocals**

Oh\_\_\_, Oh-o Oh-o Oh-o Oh-o, Ah Ah uh, round n' round n' round n' round n' rou\_\_nd

Em    A            A7  
 And he never listens to them

D    Bm  
 He knows that they're the fools

Em    A  
 They don't like him

**CHORUS**

The Fool on the Hill sees the sun going down  
 And the eyes in his head see the world spinning round

**Flute solo (to verse chords)**

**Flute Fill A**

e -14-----	
B -15-----15-----	2x
G ----14----14----	
D -----16-----	

**Flying**

**Verse 1 - Rhythm figure 1**

Play fill 1 when notated (see below)

**C**

```

G| -0---0---0---0--- | -0---0---0---0--- | -0---0---0---0--- | -0---0---0---0--- |
D| -3---3---3---2--- | -3---3---3---2--- | -3---3---3---2--- | -3---3---3---2--- |
A| -3---3---3---3(3- | -3-3) 3---3---3(3) | -3---3---3---3(3- | -3-3) 3---3---3(3) |
E| ----- | ----- | ----- | ----- |
    ^   ^   ^   ^   ^   ^   ^   ^   ^   ^   ^   ^   ^   ^   ^   ^
    
```

**F7** **C**

```

G| -----2---2----- | -----2---2---2--- | -----0---0---0--- | -0---0---0---0--- |
D| -----1---1----- | -----1---1h3-1--- | -----3---3---3--- | -2---3---3---2--- |
A| ---3---3---3---3--- | ---3---3---3---3--- | (3)---3---3---3--- | -3---3---3---3(3) |
E| -1----- | -1----- | ----- | ----- |
    ^   ^   ^   ^   ^   ^   ^   ^   ^   ^   ^   ^   ^   ^   ^   ^
    
```

**G7** **F7** **F7** **C** **G7**

Play Fill 1 here

```

G| -----4---4---3--- | -----3---3---3--- | -----0---0---0--- | -----4----- |
D| -----3---3---1--- | -----1---1---1--- | -----2h3-2h3-2--- | -3---3-----3--- |
A| ---5---5----- | ---3---3---3--- | (3)---3---3---3--- | -5---5-----5--- |
E| (3)----- | (1)----- | ----- | -3-----3----- |
    ^   ^   ^   ^   ^   ^   ^   ^   ^   ^   ^   ^   ^   ^   ^   ^
    
```

**Fill 1:**

**G7** **F** **C** **G7**

```

|-12\10-8---7\5-3---1--0- | -1/3---3---1/3--3--1--0-- | -----0----- | ----- |
|-----3-5--- | -----3-565- | -----1-----1-----1----- | ----- |
|-12\10-9---7\5-4---2--0- | -2/4---4---2/4--4--2--0-- | -----0----- | -----4----- |
|----- | ----- | -----2-----2-3-2--- | -3----- |
|----- | ----- | -----3- | -5----- |
|----- | ----- | ----- | -3----- |
    ^   ^   ^   ^   ^   ^   ^   ^   ^   ^   ^   ^   ^   ^   ^   ^
    
```

**Verse 2 (add MELODY line on oboe)**

MELODY line for horn and "la la la" vocals

**C** **C** **C** **C** **F7** **F7**

```

e| ----- | ----- | ----- | ----- | ----- | ----- |
B| -----3-5--- | ----- | -----3-565- | ----- | ----- | ----- |
G| -----4-5--- | ----- | -----4-5--- | ----- | -2---4-5---4-2--- | ----- |
D| -5----- | ----- | -5----- | ----- | ----- | ----- |
    ^   ^   ^   ^   ^   ^   ^   ^   ^   ^   ^   ^   ^   ^   ^   ^
    
```

**C** **C** **G7** **F7** **C** **G7**

```

e| ----- | ----- | -3--- | -1--- | ----- | ----- |
B| -----3-5--- | ----- | ----- | ----- | -5--- | -3--- |
G| -----4-5--- | ----- | -4--- | -2--- | ----- | ----- |
D| -5----- | ----- | ----- | ----- | -5--- | -3--- |
    ^   ^   ^   ^   ^   ^   ^   ^   ^   ^   ^   ^   ^   ^   ^   ^
    
```

**Verse 3 (add MELODY line on Vocals "La la la")**

**outro**

Ends with "psychedelic" flute over C6/9 chord, with high E and F trilling

\*\*\*\*\*



**Blue Jay Way**

By George Harrison

**Intro:**

```
e|-----|-----|-----|-----|-----|
B|-5---8---|-8---8---|---8-8-8-|-8--8--8--8-----|-----|
G|-5---9---|-9---8---|---9-9-7-|-9-9--9-9-----|-----|
D|-7---9---|-10--9---|---7-9---|-10-9--10-9-7-9---|-----|
A|-----|-----|-----|-----|-9-7---|
E|-8 (drone)|-----|-----|-----|-----|
    1 2 3 4   1 2 3 4   1 2 3 4   1   2   3   4
```

**Verse:**

```
e|-----|-----|-----|-----|
B|-----|-----|-----|-----|
G|-----|-----0-|---2-----|-----0---0---|
D|-----1-4-1---1-|-2-----|---4-1-4-1---1-|-2---2---2---|
A|-----3-----3---|-3---3---3---3---|-3---3-----3---|-3-3-3-3---|
E|-----|-----|-----|-----|
    1   2   3   4     1   2   3   4     1   2   3   4     1   2   3   4
    There's...L.  A.                And...                way
```

```
e|-----|-----|-----|-3-----|
B|-----|-----0---1---0-|-1-----|-1-----0-----|
G|-----|-----|-----2-----2-|-0-----0---2-|
D|-----1-4-1---1-|-4---4---4---4-|-4---1-4---4-1-|-2---2---2---|
A|-----3-----3---|-3---3---3---3---|-3---3-----3---|-3-----3---|
E|-----|-----|-----|-----|
    1   2   3   4     1   2   3   4     1   2   3   4     1   2   3   4
    We'll...      said                Now...      instead
```

There's a fog upon L.A.  
 And my friends have lost their way  
 We'll be over soon they said  
 Now they've lost themselves instead.

**Chorus:**

```
e|-0-(may-let-ring-thru)-----|-----|-----|-----|
B|-1---0-|-1-0-|---1---0---3-|-1-0-1-0-0-0-|---1---0---1-0-|---1-0---1---|
G|-2---0-|-0-0-|---2---0---0-|-0-0-0-0-2-0-|---2---0---0-0-|-2-0---2-0---|
D|-2---2-|-2-2-|---2---2---2-|-2-2-2-2-2-2-|-x-2---2---2-2-|-2-2---2---4-2-|
A|-3-3--33|-3333-|-3-3---3---3-|-3-3-3-3-3-3-|---3---3---3-3-|-3---3---3---|
E|-----|-----|-----|-----|
    Please don't be long      Please don't you be ve-ry long      Please don't be long      or I may be a-sleep
```

Please don't be long  
 Please don't you be very long  
 Please don't be long  
 or I may be asleep

**Verse:**

Well it only goes to show  
 And I told them where to go  
 Ask a policeman on the street  
 There's so many there to meet    D|-5---4-5---4-5---4-2

**Chorus:**

Please don't be long (Don't be long) (w/ D|-5-2-5-4---5-454-2- each time)  
 Please don't you be very long (Don't be lo-o-o-ong)  
 Please don't be long

or I may be asleep D|-10-9-8-5-4-2-

**Verse:**

Now it's past my bed I know (know D|-9-7-5- )  
And I'd really like to go (go D|-9-7-4-)  
Soon will be the break of day (day D|-10-9-7-)  
Sitting here on Blue Jay Way (Way D|-10-9-4-2-)

**Chorus: (X 3)**

Please don't be long  
Please don't you be very long  
Please don't be long  
or I may be asleep

**Coda:**

Please don't be long  
Please don't you be very long  
Please don't be long  
Don't be long, don't be long  
Don't be long, don't be long  
Don't be long, don't be long  
Don't be long....

\*\*\*\*\*

---

---

**Your Mother Should Know****intro****Am**

Oo oo oo oo

A|-12--7--0--7-|

**Verse 1 (with staccato picked bass notes)****Am****Fmaj7**

Let's all get up and dance to a song

**A7 (E bass)****Dm**

That was a hit before your mother was born.

**G7****C****C/B****A7****D7**

Though she was born a long long time ago, your mother should know

**G7****C****E7**

(Your mother should...

Ah Ah \_\_\_)

Your mother should know.

Sing it again.

**Verse 2 (same as 1, but with bouncy bass)**

Let's all get up and dance to a song

That was a hit before your mother was born.

Though she was born a long, long time ago

Your mother should know (Your mother should...) Your mother should know (Ah Ah)

**Instrumental****E****Am****Fmaj7****Dm/F****G9****C****E7**

```

e|-0-0-0-0---|-0-0-0-|-0---0-----|-0---0---|-5-5-5-5---|-5-5-5-5---|-3-----|-0-----|
B|-----|-----|-1-0-----|-1-0-----|-3-5-6---|-3-5-6---|-1-----|-3-----|
G|-1-2-4---|-2-4-|------2-----|------2---|-----|-----|-0-----|-1---1---|
D|-----|-----|------3-|-3-3-3-3-|------|-----|-2-2-2-2-|-2-2-2-2-|
A|-----|-----|-0-----|-----|-----|-----|-3-3-3-3-|-7-----|
E|-0-2-4-0-|-2-4-|------0---|-1-----|-1-1-1-1-|-3-3-3-3-|------|-0-----|
  ^ ^ ^ ^   ^ ^   ^ ^ ^ ^   ^ ^ ^ ^   ^ ^ ^ ^   ^ ^ ^ ^   ^ ^ ^ ^   ^ ^ ^ ^

```

**Verse 3**

Lift up your hearts and sing me a song

That was a hit before your mother was born.

Though she was born a long, long time ago

Your mother should know (Your mother should...) Your mother should know (Ah Ah)

Your mother should know (Your mother should...) Your mother should know (Ah Ah)

**Instrumental**

(played as before)

**Verse 4**

Da da

Though she was born a long, long time ago

Your mother should know (Your mother should...) Your mother should know (...kno-ow)

Your mother should know (Your mother should...) Your mother should know (...kno-ow)

Your mother should know (Your mother should...) Your mother should know (Yeah)

\*\*\*\*\*

**I Am the Walrus****{intro:}** w/melody not shown

```

      B              B      A      G      F      E
|------|-----|-----|-----|-----|
|-7---7---7---7---|7---7---|7---7---5---7---|3---4---1---3---|0---0---0---0---2|
|-8---8---8---8---|8---8---|8---8---6---6---|4---4---2---2---|1---1---1---1---2|
|-9---9---9---9---|9---9---|9---9---7---7---|5---5---3---3---|2---2---2---2---|
|------|-----|-----|-----|-----|
|-7---7---7---7---|7---7---|7---7---5---7---|3---4---1---3---|0---0---0---0---2|
  ^   ^   ^   ^   ^   ^
E7              D              D7
|------|-----|-----|
|-3---3---3---3---|-----0|-----|
|-4---4---4---4---|2---2---2---2---0|-5---5---5---5---|
|-2---2---2---2---|-4---4---4---4---|-7---7---7---7---|
|------|-----5---5---5---5---|-5---5---5---5---|
|(0-4-7-0-447-447)|-----|-----(2---5---8)---| «« contrabass notes

```

**{verse 1a:}**

```

A          A7/G (3x222x)  C          D7      (*)  A          A7/G      (* bass: E G)
I am he as you are he as you are me and we are all together
C          D7
See how they run like pigs from a gun see how they fly
A
I'm crying

```

**{Verse 1b:}**

```

A          A7/G  D/F# (2x023x)  Fmaj7          G          A  A7/G
Sitting on a cornflake          waiting for the van to come
F
Corporation tee shirt stupid bloody Tuesday
B
Man, you've been a naughty boy you let your face grow long

```

**CHORUS**

```

      C              D              E
I am the egg-man,  they are the egg-men,  I am the Walrus  Goo goo  g' joob

```

**{Verse 2a:}**

```

A          A7/G          C          D7          A  A7/G
Mister city p'liceman sitting pretty little p'lice men in a row
C          D7
See how they fly like Lucy in the Sky see how they run
A
I'm crying

```

**{bridge 1:}**

```

      Dsus4  A  A7/G  E  D  D7
I'm cry - ing  I'm crying  I'm cry - ing

```

**{Verse 2b:}**

```

A          A7/G  D/F# (2x023x)  Fmaj7          G          A  A/G
Yellow matter custard          dripping from a dead dog's eye
F
Crab-a-locker fishwife pornographic priestess
B
Boy, you've been a naughty girl you let your knickers down

```

**repeat CHORUS**

(odd noises and sounds)

**{instrumental}**

```

e|-----2--/7---|-----10--|\7-----|
B|-4--2-4-----|-----10-----|
   B       A       G       F       E
e|-----|-----|-----|
B|-7--7--5--5--|-3--4--1--3--|-0--0--0--0--2-|
G|-8--8--6--6--|-4--4--2--2--|-1--1--1--1--2-|
D|---9--9--7--7-|---5--5--3--3-|---2--2--2--2-|
A|-----|-----|-----|
E|-7-----5-----|-3-----1-----|-0-----|

```

**{bridge 2:}**

```

B           A           G           F           E
Sitting in an English garden waiting for the sun.
F           B7
  If the sun don't come you get a tan from standing in the English rain

```

**CHORUS** (with added D chord)

```

           C           D           E
I am the egg-man,  they are the egg-men,  I am the Walrus
E           D
Goo goo g' joob  Goo goo goo g' joob

```

**{Verse 3a:}**

Expert texpert choking smokers don't you think the joker laughs at you?  
 See how they smile like pigs in a sty, see how they snied  
 I'm crying

**{Verse 3b:}**

Semolina Pilchard climbing up the Eiffel Tower  
 Element'ry penguin singing Hare Krishna  
 Man, you should have seen them kicking Edgar Allan Poe

**CHORUS**

```

           C           D           E
I am the egg-man,  they are the egg-men,  I am the Walrus
E           D
Goo goo g' joob  Goo goo goo g' joob
C           B
Goo goo g' joob  Goo goo goo g' joob g' joo  chuga chuga chuga
A           G
Everybody Ha Ha! Everybody Ha Ha! Everybody Ha Ha! Everybody Ha Ha!
F
Everybody Ha Ha Ha Ha Ha Ha
  (repeat descending E D C B A G F pattern with King Lear Act 4, Scene 6 dialogue)

```

*(They fight (fighting sounds are heard) and EDGAR knocks OSWALD down*

**OSWALD**

(Slave, thou hast slain me) villain, take my purse:  
 If ever thou wilt thrive, bury my body;  
 And give the letters which thou find'st about me  
 To Edmund Earl of Gloucester; seek him out  
 Upon the British party: O, untimely death! *(Dies)*

**EDGAR**

I know thee well: a serviceable villain;  
 As duteous to the vices of thy mistress  
 As badness would desire.

**GLOUCESTER**

What, is he dead?

**EDGAR**

Sit you down, father; rest you

\*\*\*\*\*

**Hello Goodbye**

**Verse 1**

F6 C G7 Am G7 Am G7  
 You say yes, I say no, you say stop, I say go, go, go Oh no

**Chorus**

G C/G G7 Dm7/G (C)  
 You say goodbye and I say...  
 e|-7-----5-----5-----  
 B|-8-----6-----6-----  
 G|---7---9-----7-----5-----  
 G|-----10-----5-5-5-5-----

C C/B C/A C/G F Ab6  
 Hello Hello, hello I don't know why you say goodbye, I say  
 C C/B C/A C/G F Bb7 C  
 Hello Hello, hello I don't know why you say goodbye, I say hello

[Violin parts on chorus]

C B A G F Ab6 C B A G F Bb7 C  
 e|-3-3-3-3-3-3-3-3-3-3-3-3-3-3-3-3-1-1-1-1-1-1-3-3-3-3-3-3-3-3-3-3-3-3-1-1-1-1-1-1-1-1-1-1-0-  
 B|-5-5-5-5-3-3-3-3-----5-5-5-3-3-3-----3-3-3-3-----3-3-3-3-3-----  
 G|-----5-5-5-5-4-4-4-4-2-2-2-2-1-1-1-1-0-----5-5-5-5-4-4-4-4-2-2-2-2-1-1-1-1-0-

**Verse 2**

F6 C G7 Am G7 Am G7  
 I say high, you say low, you say why, and I say I don't know Oh no

**Chorus**

You say goodbye... (etc.)

**Instrumental Violin solo ( to verse chords)**

F6 C G7 Am G7 Am G7  
 B|-6---6---6-----5-6-5-----5-6-8-(let ring)-----8-8-5---5---5---|--  
 G|---7---7-----5-7-----7-5-7-----10-9-7-----5-7-5-----|--  
 D|-----7-----10-9-7-5-7-9-----|--  
 Why, why, why, why, why, why, do you say goodbye, goodbye... Oh no

**Chorus**

You say goodbye... (etc.)

**Verse 3**

You say yes, (I say Yes...) I say no (...but I may mean No)  
 you say stop, (I can stay 'til it'stime to go) and I say go, go, go. Oh no

**Chorus**

You say goodbye... (etc.)  
 C C/B C/A C/G F Abdim  
 Hello Hello, hello I don't know why you say goodbye, I say  
 Ab Gaug5 Ebm/Gb F7 C  
 Hello Oh oo Oh Oh oo Oh Hello ah oh

Hey La Hey Hel lo Ah  
 e|-3---3-----3-----1---0---0-----0-----1---  
 B|-1---1-----1-----3---1---1-----1-----3---  
 G|---0---0---0-----0-----0---0---0-----0---  
 D|---2-----2-----2-----2-----2-----  
 A|-3-----3-----3-----3-----3-----  
 E|-----|

\*\*\*\*\*

**Strawberry fields forever**

This song was recorded at a higher pitch (C) and slowed down so it got lower in pitch. The actual song is slightly out of tune with common tuning (it's one quarter-step higher than A) but I've written it in A.

Much of the rhythm guitar was actually played in C but the tape was slowed down so it got lower in pitch. I think Lennon actually sang to the chords in C.

To achieve the sound in the song you must tune all strings down 3 half steps (E=C#) and play the songs chords 3 half steps higher (C shape sounds as A chord).

Again, the actual song is a quarter-step higher than A, but I've written it in A.

**Intro:**

E	EM7	E7	D	Dmb5	F#m	E	D	A	A
e -7---7---7---7---	-7---7---5---4---	-----5-----4---	-2---0-----						
B -9---9---9---9---	-9---9---7---6---	---7-----5-----	-3---2-----						
G -9-----8-----	-7-----7-----	-6-----4-----	-2---2---2-----						
D -----	-----	-----	-----2-----						
A -----	-----	-----	-----0-----						
E -----	-----	-----	-----						
1	2 3 4	1 2 3 4	1 2 3 4	1 2 3 4	1 2 3 4	1 2 3 4	1 2 3 4		

Let me...

**Chorus :**

(A)	Em	Em7
Let me take you down 'cause I'm going to Strawberry fields		
F#7	D	E F#
Nothing is real	And nothing to get hung about	
D	A	
Strawberry fields forever		

**Verse 1: (First 2 lines are sung over the intro chords on Flute)**

E	EM7/D#	E7/D	D	Dmb5
Living is easy with eyes closed				
F#m	F#m/E	D		
Misunderstanding all you see				
D	E	A	A/G#	F#m F#m/E
It's getting hard to be someone but it all works out				
D	E	D	A	
It doesn't matter much to me				

**Chorus (repeat)**

Let me take... etc.

Play Linking phrase :

The downwards scale played on a harpsichord(?). Let strings sustain as much as possible.

```

E|-10-9-----0-----|
B|-----10-----|
G|-----12-----|
D|-----12-11-----|
A|-----12--|
E|-----|

```

**Verse 2: (First 2 lines are sung over the intro chords on Horns)**

No one I think is in my tree  
 I mean it must be high or low  
 That is you can't, you know, tune in but it's alright  
 That is I think it's not too bad

**Chorus (repeat)**

Let me take... etc.

Play Linking phrase :

Verse 3:

Always "No", sometimes think it's me  
But you know I know and it's a dream  
I think a "No", I mean a "Yes" but it's all wrong  
That is I think I disagree

Chorus :

Let me take... etc.

Outro :

D A Fm  
Strawber- ry fi-elds for-ev-er  
1 2 3 | 1 2 3 | 1 2 3 4 | 1 2 3 4  
D A  
Strawber- ry fi-elds for-ev-er  
1 2 3 | 1 2 3 | 1 2 3 4 | 1 2 |  
D A  
Strawber- ry fi-elds for-ev-er \*  
1 2 3 | 1 2 3 | 1 2 3 4 | 1 2 3 4

\*play guitar fill

E|-----|  
B|-b(7)r5-----|  
G|-----7-6---4---|  
D|-----|  
A|-----0-----0---|  
E|-----|

e|-----|-----|-9-----|-10-9-----|--12-10-----|  
B|-----10--8--|-----8-----|-10--8-----|-8-----|-----10--|  
G|---7---9-----|-----9---|-----9---|-----9---|-----|  
D|-----|-----|-----|-----|-----|  
A|-----|-----|-----|-----|-----|  
E|-----|-----|-----|-----|-----|  
1 2 3 4 1 2 3 4 1 2 3 4 1 2 3 4

Fade out over a chord of A

-----  
etc etc fade back in, a few weird noises etc etc .....



**Penny Lane**

Song is in key of B (use capo on 2<sup>nd</sup> fret)

**Verse 1a** (see tablature below)

**A** **F#m7** **D69** **E7**  
 Penny Lane, there is a barber showing photographs  
**A** **F#m7** **Am**  
 Of every head he's had the pleasure to know.  
**Am/F#** **Am/F**  
 And all the people that come and go  
**E7sus4** **E7** **E7sus4** **E7**  
 Stop and say hello

**Verse 1b**

**A** **F#m7** **D69** **E7**  
 On the corner is a banker with a motor car.  
**A** **F#m7** **Am**  
 The little children laugh at him behind his back.  
**Am/F#** **Am/F**  
 And the banker never wears a "mac"  
**E7sus4** **E7** **D**  
 In the pouring rain, very strange

**Chorus**

**G** **G/B** **C** Horns tab e|-3-1-0-----|-1-0-----|---  
 Penny Lane is in my ears and in my eyes. B|-5-3-1-3-1-|-----1-3-|---  
**G** **G/B** **C** G|-----2---|-0--2-2-2-|-0-  
 There beneath the blue suburban skies,  
**E7**  
 I sit and meanwhile back...

**Verse 2a**

...in Penny Lane there is a fireman with an hourglass.  
 And in his pocket is a portrait of the queen.  
 He likes to keep his fire engine clean,  
 It's a clean machine.

**Verse 2b - Instrumental solo (to Verse chords)**

e|-----5-5h7p5-----8-----8-888-8-8-8-8--5-7-8-5-7-----10-  
 B|-----5-7-9--5-7-9-----3-5-7-8--8-5--5-----7-10--  
 G|-6--246--246--467--467--4-6-7-----246-----5-5-----7-7--  
 D|-----7-7-----

**Chorus**

Penny Lane is in my ears and in my eyes.  
 For a fish and finger pie,  
 In Summer meanwhile back...

**Verse 3a**

...behind the shelter in the middle of the roundabout  
 A pretty nurse is selling poppies from a tray  
 And though she feels as if she's in a play, she is anyway

**Verse 3b**

Penny Lane the barber shaves another customer  
 We see the banker sitting, waiting for a trim  
 And then the fireman rushes in from the pouring rain, very strange

**Chorus**

Penny Lane is in my ears and in my eyes. Horn tab e|-14-16-18-19---12-14-16-|  
 There beneath the blue suburban skies,

I sit and meanwhile back...

modulation (key change to A)                      Horns tab e|-----7-9-10-----  
**A**                      **A/C#**                      **D**                      B|-----7-8-10--10-10-10--10-----10-8-7-757575-  
**Penny Lane is in my ears and in my eyes.** G|-7-6-7-9-----  
**A**                      **A/C#**                      **D**                      **A**  
**There beneath the blue suburban skies, Penny Lane**

**Tablature for fingerstyle chords and bass on Verses**

```

          A  F#m  D69 E7      A  F#m  Am      Am/F#  Am/F  E7sus4 E7 E7sus4 E7
e|-----|0-0-0-0-|0-0-0-0--|0-0-0-0-|0-0-0-0-|0-0-0-0-|0-0-0-0-|0-0-0-0-|0-0-0-0-|0-0-0-0-|
B|-2-2-2-2-|-3-3-3-3--|-2-2-2-2-|-1-1-1-1-|-1-1-1-1-|-1-1-1-1-|-3-3-3-3-|-3-3-3-3-|
G|---2---2-|(2)1-2-2-|-4-4-2-1--|-2-2-2-2-|-2-2-2-2-|-2-2-2-2-|-2-2-2-2-|-2-2-1-1-|-2-2-1-1-|
D|-2---2---|-----4-2-|-0---2-2--|--0-----|-----|-----|-----|-----|
A|-----|-----|---2-----|--0-----|-----|-----|-----|-----|
E|-----|-----|-----4-|---4-2-0-|-----|-2-----|-1-----|-0---0---|-0---0---|
3t t 4 t t (t=triplet)
      lane      photo      head      know      people      go      say

          A  F#m7  D69 E7      A  F#m7  Am      Am/F#  Am/F  E7  D
e|-0-0-0-0-|-0-0-0-0--|-0-0-0-0-|-0-0-0-0-|-0-0-0-0-|-0-0-0-0-|-0-0-0-0-|-0-0-0-0-|-----|
B|-2-2-2-2-|-3-3-3-3--|-2-2-2-2-|-1-1-1-1-|-1-1-1-1-|-1-1-1-1-|-3-3-3-3-|-3-3-3-3-|
G|(2)1-2-2-|-4-4-2-1--|-2-2-2-2-|-2-2-2-2-|-2-2-2-2-|-2-2-2-2-|--2-2-2-2-|--1-1-1-1-|-2-2-2-2-|
D|-----4-2-|-0---2-2--|-----|-----|-----|-----|-----|-----|---4-4---|
A|-----|---2-----|--0-----|-0-----|-----|-----|-----|-----|---5-5-5---|
E|-----|-----4-|---4-2-0-|-----|-2-----|-1-----|-0---0---|-0---0---|
Corner      motor      children      back      banker      mac      pouring      very

```

\*\*\*\*\*

**Baby, You're A Rich Man**

G C/G 2x  
 G7 C/G 2X

**Verse 1**

G C/G G7  
 How does it feel to be one of the beautiful people,  
 F/G  
 Now that you know who you are?  
 F G7 C  
 What do you want to be?  
 G7 F/G(G11)  
 And have you traveled very far?  
 F G7 C  
 Far as the eye can see

**Verse 2**

How does it feel to be one of the beautiful people?  
 How often have you been there?  
 Often enough to know  
 What did you see when you were there?  
 Nothing that doesn't show

**CHORUS**

G7 C  
 Baby you're a rich man, baby you're a rich man  
 G7 C  
 Baby you're a rich man too  
 G7?/Bb G7/B C G7 C  
 You keep all your money in a big brown bag inside a zoo, what a thing to do  
 G7 C G7 C  
 Baby you're a rich man, baby you're a rich man, baby you're a rich man, too

**Verse 3**

How does it feel to be one of the beautiful people  
 Tuned to a natural E?  
 Happy to be that way  
 Now that you've found another key,  
 What are you going to play?

**CHORUS**

Play 4x through

\*\*\*\*\*

**All You Need Is Love****intro:**

```

E|-----|-3-3-5-5-|-10-----7-----7---|-----8-----|
B|-3-5-|-3-3-7-7-|-12-----8-8-8-8-8-|-5---7-----|
G|---5-|-4-4-----|-0-----7-7-7-7-7-|-5---7-----|
D|-----|-----7-7-|-----9-9---9-|-5---0-----0-2-|
A|-----|-----5-5-|-----3-0-----|
E|-----|-3-----|-----|
  4 +   1 2 3 4   1   2 + 3 + 4 +   1 + 2   3   4 +

```

**tab for verses**

```

E|-3-3-2-2-|-0-0-0-|-3-3-2-2-|-0-0-0-|-----|-----|-----|-----|
B|-3-3-3-3-|-0-0-0-|-3-3-3-3-|-0-0-0-|-1-1-0-0-|-1-1-1-1-|-1-1-1-1-|-1-1-1-|
G|-4-4-2-2-|-0-0-0-|-4-4-2-2-|-0-0-0-|-2-2-0-0-|-2-2-2-2-|-2-2-2-2-|-2-2-2-|
D|-----|-----02|-----|-----02|-----|-----20---|-0-0-----|---0-02|
A|-----|-----|-----|-----|-0-----|-----323|-----3-3-|-23-----|
E|-3---2---|-0-----|-3---2---|-0-----|-----3---|-2-----|-----|-----|
  1 2 3 4   1 2 3   1 2 3 4   1 2 3   1 2 3 4   1 2 3 4   1 2 3 4   1 2 3

```

**Verse 1**

**G** **D/F#** **Em**  
 Love, love, love  
**G** **D/F#** **Em**  
 Love, love, love  
**D7/A**(x0x21x) **G** **D7/F#** **D7/A**  
 Love, love, love (continue D7 w/bass = A|-7-5--3-2-3--5-5---3-3--2-3-5---5-7-|)

**G** **D/F#** **Em**  
 There's nothing you can do that can't be done  
**G** **D/F#** **Em**  
 There's nothing you can sing that can't be sung  
**D7/A** **G** **D/F#** **D7**  
 Nothing you can say but you can learn to play the game  
**D7** **D7/C** w/bass = A|---2-3-5---5-7-|)  
 It's easy

**Verse 2**

There's nothing you can make that can't be made  
 No one you can save that can't be saved  
 Nothing you can do but you can learn how to be you in time  
 It's easy

**CHORUS:**

**G** **A7sus** **D** **D7** B|-7-6-5-4-3-| (horns tab)  
 All you need is love G|-7-6-5-4-0-|  
**G** **A7sus** **D** **D7**  
 All you need is love  
**G** **B7** **Em** **Gmaj7/D** **Gmaj7/D**(xx0002)  
 All you need is love, love  
**C** **D7** **G** (2/4 measure)  
 Love is all you need

**Guitar solo (to verse chords)****CHORUS:**

Verse 3

There's nothing you can know that isn't known  
Nothing you can see that isn't shown  
Nowhere you can be that isn't where you're meant to be, Its easy

CHORUS:

2x thru

All together now  
Everybody

Love is all you need (repeats many times)

(Paul starts going "Oh yeah - loves you yeah yeah yeah - she loves you yeah yeah yeah")

\*\*\*\*\*

---

## The Beatles, aka The White Album

22 November 1968 UK (Apple/Parlophone)



### ***Back in the U.S.S.R.***

Date: Sat, 20 Jan 1996 04:51:29 -0600  
 From: cts@mail.utexas.edu (chris)  
 Subject: Back in the U.S.S.R by The Beatles

Back in the U.S.S.R.  
 (Lennon/McCartney)  
 The Beatles  
 The "White Album" (1968)

E E7

A D  
 Flew in from Miami Beach B. O. A. C.  
 C D  
 Didn't get to bed last night  
 A D  
 On the way the paperback was on my knee  
 C D  
 Man I had a dreadful flight

A  
 I'm back in the U.S.S.R.  
 C D  
 You don't know how lucky you are boy  
 A D Eb E  
 Back in the U.S.S.R.

A D  
 Been away so long I hardly knew the place  
 C D  
 Gee it's good to be back home  
 A D  
 Leave it till tomorrow to unpack my case

C D  
Honey disconnect the phone

A  
I'm back in the U.S.S.R.  
C D  
You don't know how lucky you are boy  
Gadd9  
Back in the U.S.

Back in the U.S.  
A  
Back in the U.S.S.R.

D  
Well the Ukraine girls really knock me out

A  
They leave the West behind  
D D/C# D/C D/B  
And Moscow girls make me sing and shout

E D A D Eb E  
That Geogia's always on my mi mi mi mi mi mi mind [Oh come on!]

[solo]  
A

D

-----  
|15-----15--15-----15--15-----15--15-----15--15-----15-----15-----|  
17b(19)-(19)-17b(19)-(19)-17b(19)-(19)-17b(19)-(19)-17b(19)-17b(19)-17b(19)
-----
-----

C D A D

-----  
|-----15--15b(17)b15-----  
-17--17-----17--14--14-----15-b(19)17-b(19)17-b(19)17-b(19)17-
-----
-----

C D

-----  
|-----15--15b(17)b15-----  
-17--17-----17--14--14--
-----
-----

A  
I'm back in the U.S.S.R.  
C D  
You don't know how lucky you are boy  
A  
Back in the U.S.S.R.

D  
 Well the Ukraine girls really knock me out  
 A  
 They leave the West behind  
 D D/C# D/C D/B  
 And Moscow girls make me sing and shout  
 E D A D Eb E  
 That Georgia's always on my mi mi mi mi mi mi mind

A D  
 Oh, show me 'round your snow-peaked mountains way down south  
 C D  
 Take me to your daddy's farm  
 A D  
 Let me hear your balalaikais ringing out  
 C D  
 Come and keep your comrade warm

A  
 I'm back in the U.S.S.R.  
 C D  
 You don't know how lucky you are boy  
 A D Eb E A  
 Back in the U.S.S.R.

Gadd9  
 -5-  
 -3-  
 -3-  
 -4-  
 -5-  
 -x-  
 -3-

transcribed by Chris Sears  
[cts@mail.utexas.edu](mailto:cts@mail.utexas.edu)



**Dear Prudence**

**Intro:**

D6 Dsus4add9 D C/D G/D A/D C/D C/D  
 D Dadd11/C G7M/B G7M/Bb

(tab for intro - fades in on the 2<sup>nd</sup> chord)

<b>D6</b>	<b>Dsus4add9</b>	<b>D</b>	<b>C/D</b>
E  14----- 12----- 10----- 8-----	E  12----- 10----- 8----- 6-----	E  10----- 8----- 6----- 4-----	E  8----- 6----- 4----- 2-----
B  -----12----- -----10----- -----10----- -----8-----	B  -----10----- -----8----- -----8----- -----6-----	B  -----8----- -----6----- -----6----- -----4-----	B  -----6----- -----4----- -----4----- -----2-----
G  -----14----- -----12----- -----11----- -----9-----	G  -----12----- -----10----- -----10----- -----8-----	G  -----10----- -----8----- -----8----- -----6-----	G  -----8----- -----6----- -----6----- -----4-----
D  -----0-----0----- -----0-----0----- -----0-----0----- -----0-----0-----	D  -----0-----0----- -----0-----0----- -----0-----0----- -----0-----0-----	D  -----0-----0----- -----0-----0----- -----0-----0----- -----0-----0-----	D  -----0-----0----- -----0-----0----- -----0-----0----- -----0-----0-----
A  -----0----- -----0----- -----0----- -----0-----	A  -----0----- -----0----- -----0----- -----0-----	A  -----0----- -----0----- -----0----- -----0-----	A  -----0----- -----0----- -----0----- -----0-----
D  -----0----- -----0----- -----0----- -----0-----	D  -----0----- -----0----- -----0----- -----0-----	D  -----0----- -----0----- -----0----- -----0-----	D  -----0----- -----0----- -----0----- -----0-----
1 2 3 4	1 2 3 4	1 2 3 4	1 2 3 4

<b>G/D</b>	<b>A/D</b>	<b>C/D</b>	<b>C/D</b>
E  -7----- -----5----- -----3----- -----3-----	E  -5----- -----3----- -----3----- -----3-----	E  -3----- -----3----- -----3----- -----3-----	E  -3----- -----3----- -----3----- -----3-----
B  -----8----- -----5----- -----5----- -----5-----	B  -----5----- -----5----- -----5----- -----5-----	B  -----5----- -----5----- -----5----- -----5-----	B  -----5----- -----5----- -----5----- -----5-----
G  -----7----- -----6----- -----5----- -----5-----	G  -----6----- -----6----- -----6----- -----6-----	G  -----5----- -----5----- -----5----- -----5-----	G  -----5----- -----5----- -----5----- -----5-----
D  -----0-----0----- -----0-----0----- -----0-----0----- -----0-----0-----	D  -----0-----0----- -----0-----0----- -----0-----0----- -----0-----0-----	D  -----0-----0----- -----0-----0----- -----0-----0----- -----0-----0-----	D  -----0-----0----- -----0-----0----- -----0-----0----- -----0-----0-----
A  -----0----- -----0----- -----0----- -----0-----	A  -----0----- -----0----- -----0----- -----0-----	A  -----0----- -----0----- -----0----- -----0-----	A  -----0----- -----0----- -----0----- -----0-----
D  -----0----- -----0----- -----0----- -----0-----	D  -----0----- -----0----- -----0----- -----0-----	D  -----0----- -----0----- -----0----- -----0-----	D  -----0----- -----0----- -----0----- -----0-----
1 2 3 4	1 2 3 4	1 2 3 4	1 2 3 4

(main riff repeated throughout song)

<b>D</b>	<b>D/C</b>	<b>G7M/B</b>	<b>Gm (7M) /Bb</b>
E  -2----- -----3----- -----2----- -----3-----	E  -2----- -----3----- -----2----- -----3-----	E  -2----- -----3----- -----2----- -----3-----	E  -2----- -----3----- -----2----- -----3-----
B  -----2----- -----3----- -----2----- -----3-----	B  -----2----- -----3----- -----2----- -----3-----	B  -----0----- -----3----- -----0----- -----3-----	B  -----0----- -----3----- -----0----- -----3-----
D  -----0-----0----- -----0-----0----- -----0-----0----- -----0-----0-----	D  -----0-----0----- -----0-----0----- -----0-----0----- -----0-----0-----	D  -----0-----0----- -----0-----0----- -----0-----0----- -----0-----0-----	D  -----0-----0----- -----0-----0----- -----0-----0----- -----0-----0-----
A  -----0----- -----3----- -----2----- -----3-----	A  -----0----- -----3----- -----2----- -----3-----	A  -----2----- -----3----- -----2----- -----3-----	A  -----1----- -----3----- -----2----- -----3-----
D  -----0----- -----0----- -----0----- -----0-----	D  -----0----- -----0----- -----0----- -----0-----	D  -----0----- -----0----- -----0----- -----0-----	D  -----0----- -----0----- -----0----- -----0-----
1 2 3 4	1 2 3 4	1 2 3 4	1 2 3 4

**Verse 1:**

<b>D</b>	<b>Dadd11/C</b>	<b>G7M/B</b>	<b>Gm7M/Bb</b>	<b>D</b>	<b>Dadd11/C</b>	<b>G7M/B</b>	<b>Gm7M/Bb</b>
Dear Prudence			won't you come out to play?				
<b>D</b>	<b>Dadd11/C</b>	<b>G7M/B</b>	<b>Gm7M/Bb</b>	<b>D</b>	<b>Dadd11/C</b>	<b>G7M/B</b>	<b>Gm7M/Bb</b>
Dear Prudence			greet the brand new day				
<b>D</b>	<b>Dadd11/C</b>	<b>G7M/B</b>	<b>Gm (7M) /Bb</b>				
The sun is up, The sky is blue, it's beautiful and so are you							
<b>D</b>	<b>Dadd11/C</b>	<b>C</b>	<b>G/B</b>	<b>D</b>	<b>Dadd11/C</b>	<b>G7M/B</b>	<b>Gm (7M) /Bb</b>
Dear Prudence			Won't you come out to play				

(tab for "Won't you come out...")

<b>C</b>	<b>G/B</b>	<b>D...</b>
E  -0----- -----3----- -----3-----	E  -3----- -----3----- -----3-----	
B  -----1----- -----3----- -----3-----	B  -----3----- -----3----- -----3-----	
D  -----0----- -----0----- -----0-----	D  -----0----- -----0----- -----0-----	repeat main riff
G  -----2-----2----- -----0-----0-----	G  -----0-----0----- -----0-----0-----	
A  -----3-----3----- -----2-----2-----	A  -----2-----2----- -----2-----2-----	
D  -----0----- -----0----- -----0-----	D  -----0----- -----0----- -----0-----	
1 2 3 4	1 2 3 4	

**Verse 2:**

Dear Prudence open up your eyes  
 Dear Prudence see the sunny skies  
 The wind is low the birds will sing that you are part of everything  
 Dear Prudence won't you open up your eyes

**Bridge:**

```

D           G/D           A/D           G/D
|-2-----| |-3-----| |-5-----| |-3-----|
|-----3---| |-----3---| |-----5---| |-----3---|
|-----2---| |-----4---| |-----6---| |-----4---|
|-----0---| |-----0---| |-----0---| |-----0---|
|-----0---| |-----0---| |-----0---| |-----0---|
|-----0---| |-----0---| |-----0---| |-----0---|
  1  2  3  4    1  2  3  4    1  2  3  4    1  2  3  4
(play above once thru then repeat with vocals)
    
```

```

D           G/D           A/D           G/D
Look around round
(round round round round, round round round round)
D           G/D           A/D           G/D
Look around round round
(round round round round, round round round round)
F           Ab/D        G/D
Look around
    
```

```

F/D           Ab/D           G/D           D...
|-1-----| |-4-----| |-3-----|
|-----1---| |-----4---| |-----3---|
|-----2---| |-----5---| |-----4---|
|-----0---| |-----0---| |-----0---| repeat main riff
|-----0---| |-----0---| |-----0---|
|-----0---| |-----0---| |-----0---|
  1  2  3  4    1  2  3  4    1  2  3  4
    
```

Look around \_\_\_\_\_ und

**Verse 3:**

Dear Prudence let me see your smile  
 Dear Prudence like a little child  
 The clouds will be a daisy chain so let me see you smile again  
 Dear Prudence, won't you let me see you smile?

**Verse 4:**

Dear Prudence Won't you come out to play  
 Dear Prudence greet the brand new day  
 D Dadd11/C G7M/B Gm(7M)/Bb D  
 The sun is up the sky is blue it's beautiful and so are you Dear Prudence  
 C G D  
 Won't you come out to play?

**outro**

(same as intro but fades out before finishing)  
 D6 A7/D D C/D G/D A/D C/D D

Intro/Outro chords	Verse chords	Bridge chords
D6 0 0 0 14 12 14	D 0 0 0 2 3 2	D 0 x 0 2 3 2
A7/D 0 0 0 12 10 12	Dadd11/C 0 3 0 0 3 2	G/D 0 x 0 4 3 3
D 0 0 0 11 10 10	G7M/B 0 2 0 0 3 2	A/D 0 x 0 6 5 5
C/D 0 0 0 9 8 8	Gm(7M)/Bb 0 1 0 0 3 2	
G/D 0 x 0 4 3 3	C x 3 2 0 1 0	
G/D 0 0 0 7 8 7	G/B x 2 0 0 3 3	
A/D 0 0 0 6 5 5		
C/D 0 0 0 5 5 3		

\*\*\*\*\*

**Glass onion**

From: Paul Zimmerman <AUDSM@ASUVM.INRE.ASU.EDU>  
 Subject: CRD: Glass Onion - Beatles

Glass Onion  
 The Beatles

Am F7  
 I told you 'bout Strawberry fields,  
 Am F7  
 you know the place where nothing is real  
 Am Gm7  
 Well here's another place you can go - wo  
 C7 Gm7  
 Where everything flow - ows  
 C7 F7 D7  
 Looking through the bent backed tulips To  
 F7 D7 F7 G7  
 see how the other half lives Looking through a glass onion

I told you 'bout the Walrus and me man  
 You know that we're as close as can be man  
 Well here's another clue for you all  
 The Walrus was Paul  
 Standing on a cast iron whore yeah  
 Lady Madonna tryin' to make ends meet yeah Looking through a glass onion

## BRIDGE

Am F Am Am7  
 oh yeah oh yeah oh yeah  
 F7 G7  
 Looking through a glass onion

I told you 'bout the Fool on the Hill  
 I tell you that he's living there still  
 Well here's another place you can be  
 Listen to me  
 Fixing a hole in the ocean Try- G Adim7  
 ing to make a dove tail joint Looking through a glass onion

Coda, repeat and fade (each "-" represents a beat)

|Adim7 - Abdim7 Gdim7 |F#dim7 - - - |- - Gdim7 G#dim7 |Adim7 - - - |

Adim7 = xx1212, Abdim7 = xx3434, Gdim7 = xx2323, F#dim7 = xx1212  
 Gm7 = xx3333, F7 = xx1211

**Ob-La-Di Ob-La-Da**

[G]Desmond had a barrow in the [D7]market place,  
 Molly is the singer in a [G]band.  
 Desmond says to [G7]Molly, girl I [C]like your face  
 and Molly [G]says this as she [D7]takes him by the [G]hand.

{start\_of\_chorus}

Ob-la-[G]di, ob-la-da, life goes [Bm]on [Em]bra.  
 [G]La la how the [D7]life goes [G]on. (repeat)

{end\_of\_chorus}

[G]Desmond takes a trolley to the [D7]jeweller's store,  
 buys a twenty carat golden [G]ring.  
 Takes it back to [G7]Molly, waiting [C]at the door  
 and as he [G]gives it to her [D7]she begins to [G]sing.

{c: chorus}

[NC]In a couple of [C]years they have built a home sweet [G]home  
 [NC]with a couple of [C]kids running in the yard  
 of [G]Desmond and Molly [D7]Jones.

[G]Happy ever after in the [D7]market place,  
 Desmond lets the children lend a [G]hand.  
 Molly stays at [G7]home and does her [C]pretty face  
 and in the [G]evening she still [D7]sings it with the [G]band.

{c: chorus}

(NC --> No chord is played)

### Wild honey pie

-----  
 Wild Honey Pie  
 -----

by Lennon/McCartney  
 from The White Album

Main riff:

G7	F7	
- -7-----7-----7-----	- -5-----5-----5-----	
- ------6-----6-----	- ------4-----4-----	
- ----7---7---7---7---	- -5---5---5---5---	
- -----	- -----	
- -----	- -----	
- -----	- -----	
E7	Eb7	D7
- -----	- -----	- -----
- -----	- -----	- -----
- -----	- -----	- -----
- -----	- -----	- -----
- -----	- -----	- -----

(Main Riff)

G7  
 Honey Pie                      Honey Pie

(Main Riff)

G7  
 Honey Pie                      Honey Pie

(Main Riff)

G7                                  F7

Honey Pie Honey Pie

G7 F7  
Honey Pie Honey Pie

G7  
I love you

Tab Special Notations:

```

----0---- play the open string ('fret zero')
----5---- play fret five
----5~---- play fret five with vibrato
---5/7--- play fret five, slide up to fret seven
---7\5--- play fret seven, slide down to fret five
--8b(9)-- play fret eight, bend the string (at fret eight) to reach
           the pitch of fret nine
--b(9)8-- play fret eight already bent to the pitch of fret nine,
           unbending until it reaches the normal pitch of fret eight
----h7--- hammer-on to fret seven
----p5--- pull-off to fret five
---/7---- slide up to fret 7 (the starting fret of the slide is
           undefined, judge by ear)
---15\--- play fret 15, slide down (the ending fret of the slide is
           undefined, judge by ear)
---0h3--- play the open string and immediately hammer-on to fret
           three
---7p5--- play fret seven and immediately pull-off to fret five

```

CHORDS:

```

D7- XX0212
E7- X79797
Eb7- X68686
F7- 131211
G7- 320001

```

```

I           Transcribed by the Beatles Central Team           I
I           jpgr_beatles@yahoo.com                             I
I Visit Beatles Central for more great Beatles tabs and midis(220+ each). I
I Every album covered! http://members.tripod.com/jpgr\_beatles/index.html I

```

## The Continuing Story of Bungalow Bill

Intro: "Spanish" guitar

**Emadd2**

```
e|-----0-|-----|----0--1-0--|
B|-----0--|let--|-4-----|
G|-----0---|ring-|-----|
D|-----4---|-----|-----|
A|-----2---|-----|-----|
E|-0-----|-----|-----|
```

**Emadd2**

```
e|-----|-----|-----0-|
B|-3-1-0--3-1-0-----|-----|-----0--|
G|-----2-0-----|-----|-----0-----|
D|-----3-2-0-2--3-2-0--3-2-0--|-----4-----|
A|-----|-----|-3-2-0--3-2-0-----|---2-----|
E|-----|-----|-----1-1-|-0-----|
```

**CHORUS:** in 2/4 time (2 beats ALL chords EXCEPT last E7)

```
C  G7      C  Fm      C  Fm      G
Hey Bungalow Bill  what did you kill Bungalow Bill
A  E7      A  Dm      A  Dm      E7 (switch to 4/4, gradually slow down)
Hey Bungalow Bill  what did you kill Bungalow Bill
```

**VERSE 1:**

```
Am      Am/C      F      G
He went out tiger hunting with his elep-"huntin" gun
Am      Am/C      F      G
In case of accidents he always took his mom
E      G      Am      Fm
```

He's the All-American bullet-headed Saxon mother's son

All the children sing ...
Bass drum (1) (2) (3)

repeat CHORUS: in 2/4 time (2 beats ALL chords EXCEPT last E7)

VERSE 2:

Deep in the jungle where the mighty tiger lies
Bill and his elephants were taken by surprise
So Captain Marvel zapped him right between the eyes ZAP!
All the children sing ...

repeat CHORUS: in 2/4 time (2 beats ALL chords EXCEPT last E7)

VERSE 3:

The children asked him if to kill was not a sin
'Not when he looked so fierce' (falsetto voice), his mommy butted in
'If looks could kill it would have been us instead of him' (plus fals & low octave voice)
All the children sing ...

repeat CHORUS: in 2/4 time (2 beats ALL chords EXCEPT last E7)

\*\*\*\*\*

While my guitar gently weeps

WHILE MY GUITAR GENTLY WEEPS
transcribed by MaxxDaddy

Am Am/G D/F# F
I look at you all see the love there that's sleeping
Am G D E
While my guitar gently weeps

-----
-----
-14 (16) -14 (16) - (16) 14-13-13-13 (14) -----
-----14p12-14-
-----
-----

Am Am/G D/F# F
I look at the floor and I see it needs sweeping
Am G C E
Still my guitar gently weeps

-----5-----
-----5--8-5-----
-7 (9) ~--7 (9) -----7-5~-
-----
-----
-----

A C#m F#m C#m

I don't know why nobody told you  
 Bm E E/F# E/G E/G#  
 how to unfold your love  
 A C#m7 F#m C#m  
 I don't know how someone controlled you  
 Bm E E/F# E/G E/G#  
 They bought and sold you

Am Am/G D/F# F  
 I look at the world and I notice it's turning  
 Am G D E  
 While my guitar gently weeps

-----5-----8(10)8-----  
 -----5---5-8(10)-5-----10~--  
 -7(9)-----  
 -----  
 -----

Am Am/G D/F# F  
 With every mistake we must surely be learning  
 Am G C E  
 Still my guitar gently weeps

-----  
 -----13(14)13-15(17)-----  
 -(16)14-12h14(16)-----14~--  
 -----  
 -----

(heavy whammy throughout)

(2X)  
 -----  
 -----  
 -12h14(16)14(16)~~sb14~~-  
 -----  
 -----

-----15-----15--15(17)-15(17)-15(17)~--  
 -----15(17)15p13-15(17)-15~15(17)-----  
 -12h14(16)-----  
 -----  
 -----

- (17)15-15(17)~-15p12-----15-15-----  
 -----15(17)---15(17)-13~--  
 -----  
 -----  
 -----

-----  
 -----  
 - (16)14-12h14-14(16)-14(16)-----12-----  
 -----12h14---14\12p10-12-10h12-10-  
 -----



-----17-----  
 -----17-17-20 (22) ~-  
 -----12h14-14/17-17/19-19 (21)-----  
 -12h14-----  
 -----

A C#m F#m C#m  
 I don't know how you were diverted  
 Bm E E/F# E/G E/G#  
 You were perverted too  
 A C#m F#m C#m Bm  
 I don't know how you were inverted  
 Bm E E/F# E/G E/G#  
 No one alerted you

Am Am/G D/F# F  
 I look at you all see the love there that's sleeping  
 Am G D E  
 While my guitar gently weeps

-----  
 -----  
 -14 (16) -14 (16) - (16) 14-13-13-13 (14) -----  
 -----14p12-14-----  
 -----

Am Am/G D/F# F  
 Look at you all...  
 Am G C E  
 Still my guitar gently weeps

-----  
 -----  
 -7 (9) ~~-7 (9) ~~-7 (9) ~~-7 (9) ~~-7 (9) ~~-7 (9) ~~-7 (9) ~~-7 (9) ~~-  
 -----  
 -----

-----5-5-5--8 (10) -5-----  
 -8 (10) ~-8 (10) ~-5--5-----  
 -----7 (9) -----7 (9) -5~~-5~~-/17-17 (19) 17~-  
 -----5h7-----  
 -----

-----17-----  
 -----17h20-19p17----20 (22) ~~-  
 (19) 17- (19) 17-17-14/17-17p14--14-14h17-17-17-17/19-19 (21) -----  
 -----19-----  
 -----

-----17-----17-----17-----  
 -20 (22) - (22) 20-20 (22) ~sb (20) -----20-----20-----17-----20~-  
 -----19 (21) -----19 (21)-----  
 -----

-----5-8-----5-8-----8(10)~  
 19(21)19-17-19-----17~-5/7-7(9)~-----7(9)7-5~-7(9)7-----7(9)7-5h7p5-7p5-7-5h7-----  
 -----17h19-----

(fade)

## Happiness is a Warm Gun

intro

<b>Am7</b>	<b>Am6</b>	<b>Em9</b>	<b>Em</b>
-3-----	-2-----	-2-----	-0-----
-----1-----	-----1-----	-----0-----	-----0-----
-----2-----	-----2-----	-----0-----	-----0-----
-----2-----2-----	-----2-----2-----	-----2-----2-----	-----2-----2-----
-0-----	-0-----	-2-----	-2-----
-----0-----	-----0-----	-----0-----	-----0-----
1 2 + 3 + 4	1 2 + 3 + 4	1 2 + 3 + 4	1 2 + 3 + 4
<b>Am7</b>	<b>Am6</b>	<b>Em7</b>	<b>Em</b>
She's not a girl	who misses much	Du du du du du du	Oh yeah

<b>Dm6</b>	<b>Amadd2</b>
-7-----	-0-----
-6-----6-----	-0-----
-7-----7-----	-5-----5-----
-----7-----7-----	-----7-----
-5-----	-----7-----7-----
-----5-----	-5-----0-----
1 2 + 3 + 4	1 2 + 3 + 4

<b>Dm6</b>	<b>Dm6</b>	<b>Dm6</b>
She's well acquainted with the touch of the velvet hand		
	<b>Amadd2</b>	<b>Amadd2</b>
like a lizard on a window pane		
<b>Dm6</b>	<b>Dm6</b>	<b>Amadd2</b>
The man in the crowd with the multicolored mirrors on his hobnail boots		<b>Amadd2</b>
<b>Dm6</b>	<b>Dm6</b>	<b>Amadd2</b>
Lying with his eyes while his hands are busy working overtime		
<b>Dm6</b>	<b>Dm6</b>	<b>Amadd2</b>
A soap impression of his wife which he ate and donated to the national trust		

[3/4 time]

<b>A7</b>
-----
-2-2-2-
-0-0-0-
-2-2-2-
-0-----
-0-3-4-
1 2 3

<b>C</b>	<b>Am</b>
-----	-----
-1-1-1-	-1-1-1-
-0-0-0-	-0-0-0-
-2-2-2-	-2-2-2-

```
| -3-----|----2--1--| -0-----|-----|
|-----| -3-----|-----| -0-----|
1 2 3 1 2 3 1 2 3 1 2 3
```

**A7** - - - - -  
 I need a fix 'cause I'm goin' down, down to the bits that I left up town  
**C** - - - - - **Am**  
 I need a fix 'cause I'm goin' down.

```

A7          C                A7          G
|---0---0---0---|-----|---0---0---0---|-----|
|-2-2-2-2---2-|------| -2-2-2-2---2-|------|
|-0-0-0-----|-----| -0-0-0-----|-----0-----|
|-2-2-2-2---2-|------5--7--5--|-2-2-2-2---2-|------0---3--0---|
|-0---0-----|-3--7-----7--|-0---0-----|----2-----|
|-----|-----|-----| -3-----3---|
1 2 3 1 2 3 4 5 6 1 2 3 1 2 3 4 5 6 7
```

**A7** **C** - **A7** **G7** -  
 Mother Superior jump the gun, Mother Superior jump the gun. (3X)

[4/4 time] with background vocals "Happiness Bang Bang Shoot Shoot"  
**C** **Am** **F** **G7** **C** **Am** **F** **G7**  
 Happiness is a warm gun Happiness is a warm gun, mama

[3/4 time] half tempo, lyrics in ( ) are spoken, with "oo" etc. in back

**C** **Am7** **F** **G7**  
 (When I hold you in my arms

**C** **Am7** **F** **G7**  
 And I feel my finger on your trigger

**C** **Am7** **F** **G7**  
 I know nobody can do me no harm, because)

[4/4 time]  
**C** **Am** **F** **G7** **C** **Am** **F** **G7**  
 Happiness is a warm gun Happiness is a warm gun, mama  
**Fm** (stop) **C** **Am** **F** **G7**  
 Happiness is a warm yes it is... gun oo ah  
**C** **Am** **F** **G7**  
 Well don't you know that happiness is a warm gun, mama

(Background harmonies)

```

e| -3--3-5-----5---7---5---7--5---3-----|
B| -5--5-5-----6---8---6---8--6---5-----|
G| -5--5-5-----5---7---5---7--5---5-----|
    "Happiness Bang Bang Shoo-oo-oot Shoot"
```

### Martha my dear

intro

```

D          C#          F#m          Esus E          B/D#
E| |-----5-----7-----5-7-----|---4-----5---5---5---4---7-----|
B| | -7-----7-----7-----7-|-----|
G| |-----7-----7-----7-----7---|-----6-----|
D| |-----4-----2-----|-----|
A| | -5-----5-----5-----5-----| -4-----6-----|
```

E | |-----2-----0-----7-----|  
 1 + 2 + 3 + 4 + 1 + 2 + 3 + 4 +

**B7 E**

```

|-----5-----0-----|
|-----9-----10--9--7--|
|-----|
|-----6--9-----|
|-----4--6--7--9-----|
|-----0-----|
    1 + 2 + 3 + 4 + 5 +
    
```

**A Gsus9 A7 Gmaj7**

```

|-----0-----0-----0-----5--5--5--5--| |-----3--3--2-0-----2-----|
|-----3--3--3--3--| |-----2--2--2-----2-3-0--3-----|
|-----2-----2-----0-----0-----| |-----2-----2-----0-----0-----|
|-----| |-----|
|-----0-----| |-----0-----|
|-----0-----3-----3-----| |-----3-----3-----|
    1 + 2 + 3 + 4 + 1 + 2 + 3 + 4 +
    
```

**A7 Gmaj7 A7**

```

|-----3--3--2-0-----2-----| |-----5--5--3-2-0-----0-----|
|-----2--2--2-----2-3-0--3--3--| |-----2--2-----7-8-----|
|-----2-----2-----0-----0-----| |-----2-----2--6-----6-----|
|-----| |-----7-----7-----|
|-----0-----0-----| |-----0-----0-----0-----0-----|
|-----3-----3-----| |-----|
    1 + 2 + 3 + 4 + 1 + 2 + 3 + 4 +
    
```

**Chorus 1** (sung over chords to intro)

Martha, my dear, though I spend my days in conver-sation  
 Please, be good to me,  
 Martha, my love, don't forget me,  
 Martha, my dear

**Verse 1**

**C#m7 Fm9**

```

|-----4--4--4--4--4--4--4--4--4--| |-----4--4--4--4--4--4--4--4--4--|
|-----5--5--5--5--5--5--5--5--5--| |-----5--5--5--5--5--5--5--5--5--|
|-----4--4--4--4--4--4--4--4--4--| |-----2--2--2--2--2--2--2--2--2--|
|-----| |-----4-----4-----|
|-----4-----4-----| |-----4-----4-----|
|-----4-----4-----| |-----|
    1 + 2 + 3 + 4 + 1 + 2 + 3 + 4 +
    Hold your head up, you silly girl,
    
```

**E E/G# E/B**

```

|-----4--4--4--4--4--4--4--4--4--| |-----4--4--4--4--4--4--4--4--4--|
|-----5--5--5--5--5--5--5--5--5--| |-----5--5--5--5--5--5--5--5--5--|
|-----4--4--4--4--4--4--4--4--4--| |-----4--4--4--4--4--4--4--4--4--|
|-----| |-----|
|-----7-----7-----| |-----|
|-----7-----7-----| |-----0-----4-----7-----|
    look what you've done When you
    
```

**B7sus4 B7 B7sus4 B7 G#7**

```

|-----| |-----|
|-----5--5--5--5--4--4--4--4--| |-----5--5--5--5--4--4--4--4--|
|-----2--2--2--2--2--2--2--2--2--| |-----2--2--2--2--2--2--5--5--|
    
```

```

| -4---4---4---4---4---4---4---4---4--- | -4---4---4---4---4---4---4---4---4--- |
| -2-----2-----2-----2-----2----- | -2-----2-----2-----2----- |
| -----2-----2-----2-----4----- | -----2-----2-----4----- |
find yourself in the thick of it,    Help yourself to a bit of what is all around you,

```

C#m7

Fm9

```

| -4---4---4---4---4---4---4---4---4--- | -4-----4-----4-----4-----4----- |
| -5---5---5---5---5---5---5---5---5--- | -2---2-5---2---2-5---2---2-5---2--- |
| -4---4---4---4---4---4---4---4---4--- | -2-----2-----2-----2-----4-6--- |
| -----4-----4-----4-----4----- | -----4-----4-----4-----4----- |
| -4-----4-----4-----4-----4----- | -2-----2-----2-----2-----4----- |
1 + 2 + 3 + 4 + 1 + 2 + 3 + 4 +
You silly girl                Take a

```

Bridge - staccato eighth feel for the chording)

C#m7

F9

F9

C#m7

F9

F9

```

| -4---4---4---4--- | -4---4---4---4--- | -4---4---4---4--- | -4---4---4---4--- | -4---4---4---4--- | -4---4---4---4--- |
| -5---5---5---5--- | -5---5---5---5--- | -5---5---5---5--- | -5---5---5---5--- | -5---5---5---5--- | -5---5---5---5--- |
| -4---4---4---4--- | -3---3---3---3--- | -3---3---3---3--- | -4---4---4---4--- | -3---3---3---3--- | -3---3---3---3--- |
| -----4-----4--- | -----4-----4--- | -----4-----4--- | -----4-----4--- | -----4-----4--- | -----4-----4--- |
| -4---4---4---4--- | -----4-----4--- | -----4-----4--- | -4---4---4---4--- | -----4-----4--- | -----7---6---4--- |
good look    around you    Take a    good look    around to see,    that

```

B6sus4

B6

Amaj7

```

| -4---4---4---4---4---4---4---4---4--- | -4---4---4---4---4---4---4---4---4--- |
| -5---5---5---5---4---4---4---4---4--- | -5---5---5---5---5---5---5---5---5--- |
| -4---4---4---4---4---4---4---4---4--- | -6---6---6---6---6---6---6---6---6--- |
| -----4-----4-----4-----4----- | -----4-----4-----4-----4----- |
| -----4-----4-----4-----4----- | -----4-----4-----4-----4----- |
| -7---7---7---7---7---7---7---7---7--- | -5---5---5---5---5---5---5---5---5--- |
you and    me    Were meant to be    with each

```

C#m7

Fm9

```

| -4---4---4---4---4---4---4---4---4--- | -4-----4-----4-----4-----4----- | -2---2---2---2---2---2---2---2---2--- |
| -5---5---5---5---5---5---5---5---5--- | -2---2-5---2---2-5---2---2-5---2---2--- | -3---3---3---3---3---3---3---3---3--- |
| -4---4---4---4---4---4---4---4---4--- | -2-----2-----2-----2-----2----- | -2---2---2---2---2---2---2---2---2--- |
| -----4-----4-----4-----4----- | -----4-----4-----4-----4----- | -0---0---0---0---0---0---0---0---0--- |
| -4-----4-----4-----4-----4----- | -2-----2-----2-----2-----4----- | -----0-----0-----0-----0----- |
1 + 2 + 3 + 4 + 1 + 2 + 3 + 4 + 1 + 2 +
other,                you silly girl

```

(instrumental)

Verse 2

Hold your head up, you silly girl, see what you've done  
When you find yourself in the thick of it,  
Help yourself to a bit of what is all around you,  
You silly girl

Chorus 2 (sung over chords to intro)

Martha, my dear, you have always been my inspiration  
Please, be good to me,  
Martha, my dear, don't forget me,  
Martha, my love

D  
-2---2---2---2---	-2-		
-3---3---3---3---	-3-		
-2---2---2---2---	-2-		
-----	-----	-0-	
-5---4---2---0---	---		
-----	-----	---	
 1 + 2 + 3 + 4 +

\*\*\*\*\*

## *I'm So Tired*

### Verse 1

A G#7 D E7 A F#m7 D E7  
 I'm so tired, I haven't slept a wink, I'm so tired, my mind is on the blink.  
 A E+ F#m Dm  
 I wonder should I get up and fix myself a drink, no, no, no

### Verse 2

I'm so tired, I don't know what to do, I'm so tired, my mind is set on you.  
 I wonder should I call you but I know what you would do...

### Chorus

A  
 You say I'm putting you on but it's no joke, it's doing me harm you know I  
 E7  
 can't sleep, I can't stop my brain, you know it's three weeks, I'm going insane  
 D A  
 you know I'd give you everything I've got for a little peace of mind.

### Verse 3

I'm so tired, I'm feeling so upset. Although I'm so tired, I'll have another  
 cigarette and curse Sir Walter Raleigh, he was such a stupid get.

### Chorus

You say...

\*\*\*\*\*

## *Blackbird*

Date: Wed, 23 Aug 1995 18:03:05 -0400 (EDT)  
 From: Douglas French <dfrench@site.gmu.edu>  
 Subject: TAB: Blackbird, yet another

Yet another TAB of Blackbird by the Beatles. The existing TABs are close but miss important runs in measures 5, 7, 20, 22, 39, and 41.

dfrench@site.gmu.edu

===== CUT HERE =====

Title: Blackbird  
 Composers: John Lennon and Paul McCartney  
 Group: The Beatles  
 Arranger: Doug French, dfrench@site.gmu.edu

Note timing changes throughout.

#1  
 3/4 G            Am7        G            #2  
 4/4 G

```

E|-----|-----|-----|-----|
B|---0-----1-----3-----|---12---12---12---12---12---12---|
G|-----0-----0-----0---|-----0-----0-----0-----0---|
D|-----|-----|-----|-----|
A|-----0-----2-----|---10-----10-----10-----10---|
E|---3-----|-----|-----|-----|
    + . + . + .            + . + . + . + .
    
```

3/4 G            Am7        G            4/4 G

```

E|-----|-----|-----|-----|
B|---0-----1-----3-----|---12---12---12---12---12---12---|
G| .-----0-----0-----0---|-----0-----0-----0-----0---|
D| .-----|-----|-----|-----|
A|-----0-----2-----|---10-----10-----10-----10---|
E|---3-----|-----|-----|-----|
    + . + . + .            + . + . + . + .
    
```

1. Blackbird singing in the dead of night
2. Blackbird singing in the dead of night

#5

C            A7            D7            B7                    Em                    Cm

```

E |-----|-----|-----|-----|-----|-----|
B |---5-----8-----7-----10-----|---8-----8-----8-----8-----8-----8---|
G |-----0-----0-----0-----0---|-----0-----0-----0-----0---|
D |-----|-----|-----|-----|-----|-----|
A |---3-----7-----5-----9-----|---7-----7-----6-----6---|
E |-----|-----|-----|-----|-----|-----|
    + . + . + . + .            + . + . + . + .
    Take these broken wings and learn to fly
    Take these sunken eyes and learn to see
    
```

#7

3/2 G            A7            Am7                            Cm

```

E |-----|-----|-----|-----|
B |---7-----8-----5-----5-----5-----4-----4-----4---|
G |-----0-----0-----0-----0---|-----0-----0-----0---|
D |-----|-----|-----|-----|
A |---5-----7-----3-----3-----3-----3---|
E |-----|-----|-----|-----|
    + .            + .                    + .
    All        your        life
    All        your        life
    
```

#8

G                    A7                    Am7            D7

```

E |-----|-----|-----|-----|
B |---3-----3-----3-----2-----2-----2-----1-----1-----1---|
G |-----0-----0-----0-----0---|-----0-----0-----0---|
D |-----|-----|-----|-----|-----|
A |---2-----2-----0-----0---|-----|-----|
E |-----|-----|-----|-----|
    + .            + .                    + .                    + .
    You were only    waiting    for this    moment    to a-
    
```

You were only waiting for this moment to be

-----

| 1.

#9

4/4 G C G A7 D7 (Am7)

E |-----|-----|-----|-----|

B |---0---0---0---5---3---|---2---2---2---1---1---1---|

G |---0---0---0---0---0---|---0---0---0---0---0---|

D |-----|-----|-----|-----|

A |-----3---2---|---0---0---|-----|-----|

E |---3---3---|-----|-----|-----|

+ . + . + . + . + . + . + .

rise.

... -----

|| 2.

#11

2/2 G

E |-----|-----|

B |---0---0---0---|---0---0---0---|

G |---0---0---0---|---0---0---0---|

D |-----|-----|

A |-----|-----|

E |---3---3---|---3---3---|

+ . + . + . + .

free.

#13

4/4 F Em Dm C Bb C

E |-----|-----|-----|-----|

B |---10---8---6---5---|---3---3---3---5---5---5---|

G |---0---0---0---0---|---0---0---0---0---0---|

D |-----|-----|-----|-----|

A |---8---7---5---3---|---1---1---3---3---|

E |-----|-----|-----|-----|

+ . + . + . + . + . + . + .

Black - bird, fly,

#15

4/4 F Em Dm C Bb A7

E |-----|-----|-----|-----|

B |---10---8---6---5---|---3---3---3---2---2---2---|

G |---0---0---0---0---|---0---0---0---0---0---|

D |-----|-----|-----|-----|

A |---8---7---5---3---|---1---1---0---0---|

E |-----|-----|-----|-----|

+ . + . + . + . + . + . + .

Black - bird, fly, into the

#17

2/4 D7 (Am7)

E |-----|

B |---1---1---1---1---|

G |---0---0---0---0---|

D |---0---0---0---0---|

A |-----|

E |-----|

+ . + .

light of a dark black



#18

3/4 G Am7 G 4/4 G

E |-----|-----|-----|-----|

B |--0-----1-----3-----|--12-----12-----12-----12-----12-----12-----|

G |--0-----0-----0-----|-----0-----0-----0-----0-----|

D |-----|-----|-----|-----|

A |--0-----2-----|--10-----10-----10-----10-----|

E |--3-----|-----|-----|-----|

+ . + . + . + . + . + .

night.

#20

C A7 D7 B7 Em Cm

E |-----|-----|-----|-----|-----|-----|

B |--5-----8-----7-----10-----|--8-----8-----8-----8-----8-----8-----|

G |--0-----0-----0-----0-----|-----0-----0-----0-----0-----|

D |-----|-----|-----|-----|-----|-----|

A |--3-----7-----5-----9-----|--7-----7-----6-----6-----|

E |-----|-----|-----|-----|-----|-----|

+ . + . + . + . + . + .

#22

3/2 G A7 Am7 Cm

E |-----|-----|-----|-----|

B |--7-----8-----5-----5-----5-----4-----4-----4-----|

G |--0-----0-----0-----0-----0-----0-----0-----|

D |-----|-----|-----|-----|

A |--5-----7-----3-----3-----3-----3-----|

E |-----|-----|-----|-----|

+ . + . + .

#23

G A7 D7 (Am7) #24 2/4 G

E |-----|-----|-----|-----|

B |--3-----3-----3-----2-----2-----2-----1-----1-----1-----|--0-----|

G |--0-----0-----0-----0-----0-----0-----0-----0-----|--0-----|

D |-----|-----|-----|-----|

A |--2-----2-----0-----0-----|-----|-----|

E |-----|-----|-----|-----|

+ . + . + . + .

#25

4/4 F Em Dm C Bb C

E |-----|-----|-----|-----|-----|-----|

B |--10-----8-----6-----5-----|--3-----3-----3-----5-----5-----5-----|

G |--0-----0-----0-----0-----|-----0-----0-----0-----0-----|

D |-----|-----|-----|-----|

A |--8-----7-----5-----3-----|--1-----1-----3-----3-----|

E |-----|-----|-----|-----|

+ . + . + . + . + . + .

Black - bird, fly,

#27

4/4 F Em Dm C Bb A7

E |-----|-----|  
 B |---10---8---6---5---|---3---3---3---2---2---2---|  
 G |---0---0---0---0---|---0---0---0---0---|  
 D |-----|-----|  
 A |---8---7---5---3---|---1---1---0---0---|  
 E |-----|-----|

+ . + . + . + . + . + . + .  
 Black - bird, fly, into the

#29

2/4 D7 (Am7)

E |-----|  
 B |---1---1---1---1---|  
 G |---0---0---0---0---|  
 D |---0---0---0---0---|  
 A |-----|  
 E |-----|

+ . + .  
 light of a dark, black

#30

3/4 G Am7 G 4/4 G

E |-----|-----|  
 B |---0---1---3---|---12---12---12---12---12---12---|  
 G |-----|-----|  
 D |-----|-----|  
 A |---0---2---|-----|  
 E |---3---|---10---10---10---10---|

+ . + . + . + . + . + . + .  
 night.

#31

G

E |-----|-----|  
 B |---12---12---12---12---12---12---|---12---12---12---12---|  
 G |---0---0---0---0---|---0---0---0---0---|  
 D |-----|-----|  
 A |---10---10---10---10---|---10---10---10---|  
 E |-----|-----|

+ . + . + . + . + . + . + .  
 molto rit.

#34

3/4 G Am7 G 3/4 C G A7

E |-----|-----|  
 B |---0---1---3---|---5---3---2---|  
 G |---0---0---0---|---0---0---0---|  
 D |-----|-----|  
 A |---0---2---|---3---2---0---|  
 E |---10\3---|-----|

+ . + . + . + . + . + .  
 slide down  
 a tempo

#36

2/4 Am7/D

E |-----|

```

B |--1-----1-----1-----|
G |-----0-----0-----0-----|
D |--0-----0-----0-----|
A |-----0-----0-----0-----|
E |-----0-----0-----0-----|
  + . + .
    
```

#37

3/4 G Am7 G 4/4 G

```

E |-----0-----0-----0-----|
B |--0-----1-----3-----|--12-----12-----12-----12-----12-----12-----|
G |.-----0-----0-----0-----|-----0-----0-----0-----0-----|
D |.-----0-----0-----0-----|-----0-----0-----0-----0-----|
A |-----0-----2-----2-----|--10-----10-----10-----10-----|
E |--3-----3-----3-----|-----3-----3-----3-----3-----|
  + . + . + . + . + . + . + .
    
```

Blackbird singing in the dead of night

#39

C A7 D7 B7 Em Cm

```

E |-----0-----0-----0-----|
B |--5-----8-----7-----10-----|--8-----8-----8-----8-----8-----8-----|
G |-----0-----0-----0-----0-----|-----0-----0-----0-----0-----|
D |-----0-----0-----0-----0-----|-----0-----0-----0-----0-----|
A |--3-----7-----5-----9-----|--7-----7-----6-----6-----|
E |-----0-----0-----0-----0-----|-----0-----0-----0-----0-----|
  + . + . + . + . + . + . + .
    
```

Take these broken wings and learn to fly;

#41

3/2 G A7 Am7 Cm

```

E |-----0-----0-----0-----|
B |--7-----8-----5-----5-----5-----4-----4-----4-----|
G |-----0-----0-----0-----0-----0-----0-----0-----0-----|
D |-----0-----0-----0-----0-----0-----0-----0-----0-----|
A |--5-----7-----3-----3-----3-----3-----3-----3-----|
E |-----0-----0-----0-----0-----0-----0-----0-----0-----|
  + . + . + . + .
    
```

All your life

#42

4/4 G A7 Am7 G

```

E |-----0-----0-----0-----|
B |--3-----3-----3-----2-----2-----2-----|--1-----1-----1-----0-----|
G |.-----0-----0-----0-----0-----0-----0-----|-----0-----0-----0-----0-----|
D |.-----0-----0-----0-----0-----0-----0-----|-----0-----0-----0-----0-----|
A |--2-----2-----0-----0-----0-----0-----|-----0-----0-----0-----0-----|
E |-----0-----0-----0-----0-----0-----0-----|-----3-----3-----3-----3-----|
  + . + . + . + . + . + . + .
    
```

You were only waiting for this moment to a-rise.

#44

C G A7 Am7 D7 G

```

E |-----0-----0-----0-----|
B |--5-----3-----2-----2-----2-----|--1-----1-----1-----3-----|
G |-----0-----0-----0-----0-----0-----0-----|-----0-----0-----0-----0-----|
D |-----0-----0-----0-----0-----0-----0-----|-----0-----0-----0-----0-----|
    
```

```

A |---3---2---0---0---|-----||}
E |-----|-----3-----||}
    + . + . + . + . + . + .
    You were only waiting for this moment to a-rise.

```

dfrench@site.gmu.edu

From: indigo@ucscb.UCSC.EDU (Adam Schneider)

>Blackbird by John Lennon and Paul McCartney

```

> E-----|-----
> B---0---1---3---|12---12---12---12---12---12---
>3 G---0---0---0---0---4|---0---0---0---0---0---0---
>4 D-----4|-----
> A---0---2---|10---10---10---10---
> E---3-----|-----

```

```

> ||-----|-----
> ||---0---1---3---|12---12---12---12---12---12---
>3 ||.---0---0---0---4|---0---0---0---0---0---0---
>4 ||.-----4|-----
> ||-----0---2---|10---10---10---10---
> ||---3-----|-----

```

```

> E---0---3---2---5---3---3---3---3---3---3---
> B-----
>4 G---0---0---0---0---0---0---0---0---0---0---
>4 D-----0---2---2---1---1---
> A---3---4---6---
> E-----

```

```

> E---2---3-----|
> B-----5---5---5---4---4---4---|
>3 G---0---0---0---0---0---0---0---|
>2 D---0-----|
> A---4---3---3---3---3---|
> E-----|

```

```

> E-----
> B---3---3---3---2---2---2---1---1---1---
>3 G---0---0---0---0---0---0---0---0---0---
>2 D-----0---0---
> A---2---2---0---0---
> E-----

```

```

> E-----0-----
> B---0---0---0---3---2---2---2---1---1---1---
>4 G---0---0---0---0---0---0---0---0---0---0---
>4 D-----0---0---0---0---
> A-----3---2---0---0---
> E---3---3-----

```

```

> E-----||-----5---3---1-----
> B---0---0---0---||---0---0---0--------5---
>2 G---0---0---0---.||2---0---0---0---4---0---0---0---0---0---

```

>4 D----- .||4 ----- 4 -3-----2-----0-----  
 > A-----|| ----- 3-----  
 > E-3-----3-----|| -3-----3-----

> E-----| -5-----3-----1-----  
 > B-3-----3-----5-----5-----| -----5-----  
 >4 G-----0-----0-----0-----0-----| -----0-----0-----0-----0-----  
 >4 D-----0-----0-----0-----| -3-----2-----0-----  
 > A-1-----1-----3-----3-----| -----3-----  
 > E-----| -----

> E-----  
 > B-3-----3-----3-----2----- -1-----1-----1-----  
 >4 G-----0-----0-----0-----0----- 2 -----0-----0-----0-----  
 >4 D-----0-----0-----0-----0----- 4 --0-----0-----  
 > A-1-----1-----0-----0-----  
 > E-----

> (one blank 3/4 measure, one blank 4/4, and one blank 2/4)

> E-----|  
 > B--0-----1-----3-----|  
 >3 G-----0-----0-----0-----|  
 >4 D-----2-----|  
 > A-----0-----|  
 > E--3-----|

> E-----| -----|  
 > B--12---12---12---12---| -12---12---|  
 >4 G-----0-----0-----0-----/-/-/-| -----/-/-/-/-/-|  
 >4 D-----| -|-|-| -|-|-|-|-|-| -|-|-|-|-|-|  
 > A--10---10---10---|\_||\_|| -10-|\_||\_||\_|| -10-|\_||\_||\_||  
 > E-----| -----|

(tie to 10, brush strokes on G)

> E-----|  
 > B--12---12---12---|  
 >4 G-----/------/------/-|-/-|-|  
 >4 D-----| -----| -----| -|-|-|  
 > A--10\_\_|--10\_\_|--10\_\_|---|\_||---|  
 > E-----|

> E-----| --0-----| -----  
 > B--0-----1-----3-----| -----3-----2-----| --1-----1-----1-----  
 >3 G-----0-----0-----0-----| -----0-----0-----0-----| 2 -----0-----0-----  
 >4 D-----| -----| 4 -----  
 > A-----0-----2-----| -3-----2-----0-----| --0-----0-----  
 > E-3-----| -----

> (blank 3/4 measure, blank 3/2)

> E-----| -----|  
 > B-3---3---3---2---2---2---| -1---1---1---0---0---0---|  
 >4 G-----0-----0-----0-----0-----| -----0-----0-----0-----0-----|  
 >4 D-----| -0-----0-----|  
 > A-2-----2-----0-----0-----| -----  
 > E-----| -----3-----3-----|

> ||--0-----3-----2-----2-----2-----| -----1-----1-----1-----0-----0-----0-----||  
 > ||--3-----2-----2-----2-----| -1---1---1---0---0---0---||

```
> 4 ||.-----0-----0-----0-----0-----0-----0-----0-----0-----0. ||
> 4 ||.-----0-----0-----0-----0-----0-----0-----0-----0-----0. ||
> ||---3-----2-----0-----0-----0-----0-----0-----0-----0. ||
> ||-----0-----0-----0-----0-----0-----0-----0-----0-----0. ||

> E-----0-----0-----0-----0-----0-----0-----0-----0-----0. ||
> B--1-----1-----1-----0-----0-----0-----0-----0-----0. ||
> G-----0-----0-----0-----0-----0-----0-----0-----0-----0. ||
> D--0-----0-----0-----0-----0-----0-----0-----0-----0. ||
> A-----0-----0-----0-----0-----0-----0-----0-----0-----0. ||
> E-----0-----0-----0-----0-----0-----0-----0-----0-----0. ||
>
> (brush strokes on G chord)
```

From: momotaro@cwis.unomaha.edu (Bryan Stack)  
 Subject: Blackbird bridge

Blue Eyes <blueeyes@netcom.com> writes:

```
>I've known the fingering for Blackbird for some years.
>But the middle part always fouls me up (yuck yuck).
>You know the part.....'blackbird fly, blackbird fly
>into the dark of the dark black night.."
>Thanks. //Gary
```

I know there are tabs for Blackbird at Nevada, but as I recall, I don't entirely agree with the one in normal tuning, and the one in open G seemed harder than the normal version, for me at least. Anyway, this is how I play the part in question. Normal tuning.

```
      8  10      7 8      5 6      3 5      1 3      3 5
|-|-|-|-|-  |-|-|-|-  |-|-|-|-  |-|-|-|-|-  |-|-|-|-|-  |-|-|-|-|-
|-|-|-|*-|-  |-|-|*-|-  |-|-|*-|-  |-|-|-|*-|-  |-|-|-|*-|-  |-|-|-|*-|-
|-|-|-|-|-  |-|-|-|-  |-|-|-|-  |-|-|-|-|-  |-|-|-|-|-  |-|-|-|-|-
|-|-|-|-|-  |-|-|-|-  |-|-|-|-  |-|-|-|-|-  |-|-|-|-|-  |-|-|-|-|-
|-*|-|-|-|-  |-*|-|-|-  |-*|-|-|-  |-*|-|-|-|-  |-*|-|-|-|-  |-*|-|-|-|-
|-|-|-|-|-  |-|-|-|-  |-|-|-|-  |-|-|-|-|-  |-|-|-|-|-  |-|-|-|-|-

Black  - - - -      bird  - - - - -      fly
```

```
      8  10      7 8      5 6      3 5      1 3      0 2
|-|-|-|-|-  |-|-|-|-  |-|-|-|-  |-|-|-|-|-  |-|-|-|-|-  |-|-|-|-
|-|-|-|*-|-  |-|-|*-|-  |-|-|*-|-  |-|-|-|*-|-  |-|-|-|*-|-  |-|-|*-|-
|-|-|-|-|-  |-|-|-|-  |-|-|-|-  |-|-|-|-|-  |-|-|-|-|-  |-|-|-|-
|-|-|-|-|-  |-|-|-|-  |-|-|-|-  |-|-|-|-|-  |-|-|-|-|-  |-|-|-|-
|-*|-|-|-|-  |-*|-|-|-  |-*|-|-|-  |-*|-|-|-|-  |-*|-|-|-|-  |*|-|-|-|-
|-|-|-|-|-  |-|-|-|-  |-|-|-|-  |-|-|-|-|-  |-|-|-|-|-  |-|-|-|-

Black  - - - -      bird  - - - - -      fly          into the
```

```
0 1          0 3      0 1      1 3      10 12
|-|-        |-|-|-|-|-  |-|-  |-|-|-|-|-  |-|-|-|-|-
|*|-        *|-|-|-|-|-  |*|-  |-|-|-|*-|-  |-|-|-|-|*-|-
|-|-        |-|-|-|-|-  |-|-  |-|-|-|-|-  |-|-|-|-|-
*|-|-      |-|-|-|-|-  |-|-  |-|-|-|-|-  |-|-|-|-|-
|-|-        |-|-|-|-|-  |*|-|-  |*|-|-|-|-  |-*|-|-|-|-
|-|-        |-|-|-|*-|-  |-|-  |-|-|-|-|-  |-|-|-|-|-
```

light of a dark black night

Etc. instrumentally through one verse, then repeat bridge, playing four measures of the last chord (10/12), slowing tempo each measure. Rub a wound string (A or D) with the tips of your thumb and forefinger to simulate a European blackbird chirping. Then:

1	10	0	3	0 1	1 3	3 5
-   -	-   -   -	-   -   -   -	-   -	-   -   -   -	-   -   -   -   -	
-   -	-   -   -	*   -   -   -   -	*   -	-   -   *   -	-   -   -   *   -	
-   -	-   -   -	-   -   -   -	-   -	-   -   -   -	-   -   -   -   -	
-   -	-   -   -	-   -   -   -	-   -	-   -   -   -	-   -   -   -   -	
*   < - slide down	*   -	-   -   -   -	*   -   -	*   -   -   -	-   *   -   -   -	
-   -	-   -   -	-   -   *   -	-   -	-   -   -   -	-   -   -   -   -	

2 3	0 2	0 1
-   -   -   -	-   -   -	-   -
-   -   *   -	-   *   -	*   -
-   -   -   -	-   -   -	-   -
-   -   -   -	-   -   -	*   -   -
-   *   -   -	*   -   -   -	-   -
-   -   -   -	-   -   -	-   -

(The corrected version)

```

E-----
B---0---1---3---12---12---12---12---12---12-----
G---0---0---0---0---0---0---0---0-----
D-----
A---0---2---10-----10-----
E---3-----
    
```

same thing again..

```

E-----
B---0---1---3---12---12---12---12---12---12-----
G---0---0---0---0---0---0---0---0-----
D-----
A---0---2---10-----10-----
E---3-----
    
```

```

E---0---3---2---5---3---3---3-3---3---3-2---3-----
B---0---0---0---4---0---0---0---0---0---0---5---5---5-----
G-----0---0-----
D---2---0---4---2-----1-----0-----
A---3-----2-3-----
E-----
    
```

```
E-----
B--4--4--4--3--3--3--2--2--2--1--1--1--0--0--0-----
G--0--0--0--0--0--0--0--0--0--0--0--0--0--0-----
D-----
A--3-----2-----0-----2-----
E-----3-----
```

```
E-----
B--10--8--6--5--3--3--3--5--5--5-----
G--0--0--0--0--0--0--0--0--0--0-----
D-----
A--8--7--5--3--1-----3-----
E-----
```

```
E-----
B--10--8--6--5--3--3--3--2--2--1--1--1--0--0--0-----
G--0--0--0--0--0--0--0--0--0--0--0--0--0--0-----
D-----
A--8--7--5--3--1-----0-----
E-----2-----3-----
```

**Piggies**

(George Harrison)  
CAPO on 1st fret

{INTRO} for one guitar

```

          G          D          G          D
E|-3-----0-| -2-----| -3-----3-----| -2-----|
B|-0--1--3-----| -3-----| -0--1--3-1-0-| -3-----|
G|-0--2--4--5-| -2-----| -0-----0-----| -2-----|
D|-0-----| -0-----| -----| -0-----|
A|-----| -----| -----| -----|
E|-3-----| -----| -3-----| -----|
   ^ ^ ^ ^   ^ ^ ^ ^   ^ ^ ^ ^   ^ ^ ^ ^
```

{INTRO} more like harpsichord part but no bass notes

```

          G          D          G          D
E|-3--5--7--8-| -----10-| -7--8--10-8-7-| -5-----|
B|-----| -10-----| -8-----8-----| -7-----|
G|-4--5--7--9-| -11-----| -7-----| -7-----|
D|-----| -----12-| -----| -----0-|
A|-----| -----| -----| -----|
E|-----| -----| -3-----| -----|
   ^ ^ ^ ^   ^ ^ ^ ^   ^ ^ ^ ^   ^ ^ ^ ^
```

**G**                                    **D7**                                    **G**                                    **D7**  
**Have you seen the little piggies crawling in the dirt**  
**G**                                    **D7**                                    **Em**                                    **A**  
**And for all the little piggies life is getting worse**



**Em** **A** **D** **C/E Fdim D7/F#** (see below)  
 Always having dirt to play a - round in

**D** **C/E** **Fdim** **D7/F#**  
 E|-2-----0-----|-1-----2-----|  
 B|-3-----1-----|-0-----3-----|  
 G|-2-----0-----|-1-----2-----|  
 D|-0-----0-----|-0-----0-----|  
 A|-----|-----|  
 E|-----0-----|-1-----2-----|  
 play a - round in

**G** **D** **G** **D**  
 E|-3-----|-2-----|-3-----|-2-----|  
 B|-0-----0-----|-3-----|-0--1--3-1-0--|-3-----|  
 G|-0--2-----0--|-2-----|-0-----|-2-----|  
 D|-0-----|-0-----|-0-----|-0-----|  
 A|-----|-----|-----|-----|  
 E|-3-----|-3-----|-3-----|-3-----|  
 ^ ^ ^ ^ ^ ^ ^ ^ ^ ^ ^ ^ ^ ^

**G** **D7** **G** **D7**  
 Have you seen the bigger piggies in their starched white shirts  
**G** **D7** **Em** **A**  
 You will find the bigger piggies stirring up the dirt  
**Em7** **A7** **D** **C/E Fdim D**  
 Always have clean shirts to play a - round in

**G** **D** **G** **B7**  
 E|-----|-2-2-|------|------|  
 B|-----0-----|-3-3-|------|------|  
 G|-0--2-----0--|-2-2-2-|-0--2--4-5-6-7-|-8-----|  
 D|-----|-0-----|------|------|  
 A|----0--2--3--|------|-0--2-3-4-5-|-6-----|  
 E|-3-----|------|-3-----|------|  
 ^ ^ ^ ^ ^ ^ ^ ^ ^ ^ ^ ^ ^ ^

**BRIDGE:**

**Am** **B7**  
 In their styes with all their backing  
**C** **G** **D**  
 They don't care what goes on around

G|-----|-5-----|  
 D|----4--5--6-7-|-7-5--3--|  
 A|-5-----|-----|  
 E|-----|-----|

**Am** **B7**  
 In their eyes there's something lacking  
**C** **D**  
 what they need's a damn good whacking

A|-2-----|-10--|  
 E|----2--3--5--|-7--8--10--|

{Harpisichord solo: }

<b>G</b>	<b>D</b>	<b>G</b>	<b>D</b>
E ---10--10--10--10	---10--10--10--10	---10--10--10--10	---10--10--10--10
B -----	-----	-----	-----
G -7-----7-	-----	-----	-----
D ---10--9-----	-10--9--7--10--	-9--7-----9-	-7-----
A -----	-----	-----10-----	---10--9-----
E -----	-----	-----	-----10-
^ ^ ^ ^	^ ^ ^ ^	^ ^ ^ ^	^ ^ ^ ^

<b>G</b>	<b>D</b>	<b>Em</b>	<b>A</b>
E ---10--10--10--10	---10--10--10--10	---10--10--10--10	---10--10--10--10
B -----	-----	-----	-----
G -----	-----	-----	-----6-----
D ---7--9-----	-7--9--10--7-	-9--7-----9-	-7--9-----7-
A -10-----10-	-----	-----10-----	-----
E -----	-----	-----	-----
^ ^ ^ ^	^ ^ ^ ^	^ ^ ^ ^	^ ^ ^ ^

<b>Em</b>	<b>A</b>	<b>D</b>	<b>C/E</b>	<b>Fdim</b>	<b>D7/F#</b>
E ---10--10--10--10	---10--10--10--10	-10--10--8--8-	-----	-7--7-----	-----10--10-
B -----	-----	-----	-----	-----	-----10--10-
G -----	-----6-----	---7--7--9--9-	-----	---10--10--11--11	-----
D -9--7-----9-	-7--9-----7-	-----	-----	-----	-----
A -----10-----	-----	-----	-----	-----	-----
E -----	-----	-----	-----	-----	-----
^ ^ ^ ^	^ ^ ^ ^	^ ^ ^ ^	^ ^ ^ ^	^ ^ ^ ^	^ ^ ^ ^

**G**                    **D7**                    **G**                    **D**  
**Everywhere there's lots of piggies living piggy lives**  
**G**                    **D7**                    **Em**                    **A**  
**You can see them out for dinner with their piggy wives**  
**Em**                    **A**                    **D** **C/E** **Fdim** **D**  
**Clutching forks and knives to eat their ba - con**

Outro:

<b>G</b>	<b>D</b>	<b>Gm</b>	<b>D</b>
E -3-----	-2-----	-3-----	-2-----
B -0--1--3--0-	-3-----	-3-----3-----	-3-----
G -0-----	-2-----	-3-5--5-3-	-2-----
D -0-----	-0-----	-5-----	-0-----
A -----	-----	-5-----	-----
E -3-----	-----	-3-----	-----
^ ^ ^ ^	^ ^ ^ ^	^ ^ ^ ^	^ ^ ^ ^

<b>Gm</b>	<b>D</b>	<b>A7</b>	<b>D</b>
E -3-----	-2-----	-0-----	-2-----
B -3-----3-----	-3-----	-2-----2-----	-3-----
G -3--5--3--	-2-3-5-2-	-0--2--3-----	-2-----
D -5-----	-0-----	-2-----	-0-----
A -5-----	-----	-0-----	-----
E -3-----	-----	-----	-----
^ ^ ^ ^	^ ^ ^ ^	^ ^ ^ ^	^ ^ ^ ^

One more time.

(slowly)

<b>G#</b>	<b>D#</b>
E -4-----	-----

```
B|-4-----8---6---|-8-----|
G|-5-----| -8-----|
D|-6-----| -8-----|
A|-6-----| -6-----|
E|-4-----| -----|
   ^   ^   ^   ^       ^ ^ ^ ^
```

\*\*\*\*\*

## Rocky Raccoon

```
      Am7      D7sus4      D7      G7      C      C/B      Em/B ?
e:---3-----3-----2-----1-----0-----0-----0-----|
B:---1-----1-----1-----0-----1-----1-----0-----|
G:---0-----2-----2-----0-----0-----0-----0-----|
D:---2-----0-----0-----0-----2-----2-----2-----|
A:---0-----|-----2-----3-----2-----2-----|
E:-----|-----3-----|
```

Am7

Now somewhere in the black mining hills of Dakota

D7sus4 D7

There lived a young boy named Rocky Raccoon

G7 C

And one day his woman ran off with another guy

C/B Am7

Hit young Rocky in the eye Rocky didn't like that

D7sus4 D7

He said I'm gonna get that boy

G7

So one day he walked into town

C C/B

Booked himself a room in the local saloon.

And Rocky Raccoon checked into his room

Only to find Gideon's bible

Rocky had come equipped with a gun

To shoot off the legs of his rival

His rival it seems had broken his dreams  
 By stealing the girl of his fancy.  
 Her name was Magil and she called herself Lil  
 But everyone knew her as Nancy.

Now she and her man who called himself Dan  
 Were in the next room at the hoe down  
 Rocky burst in and grinning a grin  
 He said Danny boy this is a showdown

But Daniel was hot - he drew first and shot  
 And Rocky collapsed in the corner.  
 Da da da da da da da da da da da da da da da da  
 Do do do do do do do do do do do do do do do do do

Now the doctor came in stinking of gin  
 And proceeded to lie on the table  
 He said Rocky you met your match  
 And Rocky said, Doc it's only a scratch  
 And I'll be better, I'll be better doc as soon as I am able.

Now Rocky Raccoon he fell back in his room  
 Only to find Gideon's bible  
 Gideon checked out and he left it no doubt  
 To help with good Rocky's revival. Ahhh

Oh Yea Yea  
 Do-do do-do do-do do do \_\_\_\_\_  
 Do \_\_\_ do-do do-do do-do do do \_\_\_\_\_  
 Do \_\_\_ do-do do-do do-do do-do do-do do-do do-do do-do do-do do  
 Do-do do-do do do

Do \_\_\_ do-do do-do do-do do, Come on Rocky boy  
 Do \_ do-do do-do do-do do, Come on Rocky boy  
 Do \_\_\_ do-do do-do, Do do do-do do-do da-duh  
 (I started rockin' at the top) ???

\*\*\*\*\*

---

***Don't pass me by***

by Ringo Starr

Intro:

C

I

Verse:

C

Listen for your footsteps

Coming up the drive

F

Listen for your footsteps

But they don't arrive

G

Waiting for your knock dear

On my old front door I don't

F

Hear it Does it mean you don't

love me any-

C

more

I

Verse:

C

Hear the clock a-ticking

On the mantel shelf

F

See the hands a-moving

But I'm by myself I

G

Wonder where you are tonight And

Why I'm by myself I don't

F

See you Does it mean you don't

love me any-

C

more Don't

Chorus:

Pass me by, don't make me cry, don't make me blue Cause you know

F

Darling I love only you You'll never

C

Know it hurt me so How I hate to see you go Don't pass me by

G

Don't make me

F

C

Cry I'm

Verse:

C

Sorry that I doubted you

I was so unfair

F

You were in a car crash

And you lost your hair You

G

Said that you would be late

About an hour or two I said

F

That's alright I'm waiting here just

Waiting to hear from

C

You Don't

Chorus:

Pass me by, don't make me cry, don't make me blue Cause you know

F

Darling I love only you You'll never

C

Know it hurt me so How I hate to see you go Don't pass me by

G

Don't make me

F

Cry

Outro:

C G C  
 One two three four five six seven eight (Drum Solo) Don't  
 Pass me by, don't make me cry, don't make me blue Cause you know  
 F  
 Darling I love only you You'll never  
 C  
 Know it hurt me so How I hate to see you go Don't pass me  
 G  
 By Don't make me  
 F  
 Cry  
 |F |C | |F |G |Dm7/C C|

=====  
 I Transcribed by the Beatles Central Team I  
 I jpgr\_beatles@yahoo.com I  
 I Visit Beatles Central for more great Beatles tabs and midis(220+ each). I  
 I Every album covered! [http://members.tripod.com/jpgr\\_beatles/index.html](http://members.tripod.com/jpgr_beatles/index.html) I  
 =====

## Why Don't We Do It In the Road?

D  
 Why don't we do it in the road?  
 Why don't we do it in the road?  
 D7 G  
 Why don't we do it in the road?  
 G7 D7  
 Why don't we do it in the road?  
 A7  
 No one will be watching us,  
 G7 D7  
 Why don't we do it in the road?

Repeat three times

## I Will

[Tune guitar up a whole step. An open E will sound as an F chord (or Capo first fret)]

### Verse 1

E C#m F#m7 B7  
 Who knows how long I've loved you?  
 E C# G#m  
 You know I love you still.  
 E7 A B C#m E  
 Will I wait a lonely lifetime?  
 A B7/F# E [\*Insert Fill 1] C#m F#m7 B7

If you want me to I will.

**Fill 1:** (Gm7: 3x0221)

<b>E</b>	<b>C#m</b>	<b>F#m7</b>	<b>B7</b>	<b>E</b>
e ---0-----0----- ---0-----0----- ---				
B -----2-----2-0--- -----2-----2-0--- ---				
G -----1-----0-1-  (2)----2-----0-1- ---				
D ----- ----- ----- -----				
A ----- ----- ----- -----				
E -0----- ----- ----- -----				
1	2	3	4	1 2 3 4

**Verse 2**

For if I ever saw you,  
 I didn't catch your name.  
 But it never really mattered  
     **A**      **B**      **E**      [\*Insert Fill 2]      **E7**  
 I will always feel the same.

**Fill 2:**

<b>E</b>	<b>E7</b>
e ---0-----	
B -----2---3---2-0---	
G -----1--1--1--0-1-	
D -----	
A -----	
E -0-----	
1	2 3 4

**Chorus**

**A**      **G#m C#m**  
 Love you forever and forever,  
**F#m7**      **B7**      **E**      [\*Insert Fill 2]  
 Love you with all my heart.  
**A**      **G#m C#m**  
 Love you whenever we're together,  
**F#**      **B7**  
 Love you when we're apart.

e -7-7---5-5---4-4---2-2---0-0--
B -----
G -8-8---6-6---4-4---2-2---1-1--

**Verse 3**

And when at last I find you,  
 Your song will fill the air.  
**E7**      **A**      **B/F# C#m**      **\*C6 (x3x2xx)**      **\*B6 (x2x1xx)**  
 Sing it loud so I can hear you.  
**E7**      **A**      **B/F# C#m**      **\*C6**      **\*B6**  
 Make it easy to be near you  
**E7**      **A**      **B/F# C#m**      **\*C6**      **\*B6**      **\*F#7 (x12xxx)**  
 For the things you do endear you to me,  
**F#m7**      **B6**      **C7**      [\*Insert Fill 3]  
 Ah, you know I will.  
**E**      [\*Insert Fill 4]  
 I will

**Fill 3:**

<b>C7</b>							
e ---0-----0----- -----							
B -----3-1-----3-1----- -----							
G -----0----- --(repeat all)-----							
D ----- ----- -----							
A -3----- ----- -----							
E ----- ----- -----							
1	2	3	4	1	2	3	4

**Fill 4:**

<b>E</b>							
e ---0-----0----- ---0-----0-----							
B -----2-----2-0--- -----2-----3--2-0-							
G -----1-----0-1- -----1-----							
D ----- ----- -----							
A ----- ----- -----							
E -0----- ---0-----							
1	2	3	4	1	2	3	4



A G#m C#m F#m B7 E  
 Da da da da da da da da da da da da da da

```

e|-----|
B|-2--0--2--4--5-----2-----2--2--4--5--7--9--10--12--|
G|-2--1--2--4--6-----1-----1--1--2--4--6--8--9--11--13--|
D|-----2--2-----|
A|-----4-----|
E|-----|
    
```

Above is tablature to the last VOCAL harmony

*And in regular tuning you have to play it in F*

**Verse 1**

F Dm Gm7 C7  
 Who knows how long I've loved you?  
 F Dm Am  
 You know I love you still.  
 F7 Bb C Dm F  
 Will I wait a lonely lifetime?  
 Bb C F [\*Insert Fill 1] Dm Gm7 C7 (Gm7 3x0221)  
 If you want me to I will.

Fill 1: (Gm7: 3x0221)  
 F Dm Gm7 C7 F

```

e|---1-----1-----|---1-----1-----|---|
e|-----3-----3-1---|-----3-----3-1---|---|
e|-----2-----1-2-| (3)---3-----1-2-|---|
e|-3-----|-----|---3---|
e|-----|-----|---|
e|-----|-----|---|
    1 2 3 4 1 2 3 4
    
```

**Verse 2**

For if I ever saw you,  
 I didn't catch your name.  
 But it never really mattered  
 Bb C F [\*Insert Fill 2] F7  
 I will always feel the same.

Fill 2:  
 F F7

```

e|---1-----|
e|-----3---4---3-1---|
e|-----2--2--2--1-2-|
e|-3-----|
e|-----|
e|-----|
    1 2 3 4
    
```

**Chorus**

Bb Am Dm  
 Love you forever and forever,  
 Gm7 C7 F F7 [\*Insert Fill 2]  
 Love you with all my heart.  
 Bb Am Dm  
 Love you whenever we're together,  
 G C  
 Love you when we're apart.

```

e|-8-8---6-6---5-5---3-3---1-1---|
B|-----|
G|-9-9---7-7---5-5---3-3---2-2---|
    
```

**Verse 3**

And when at last I find you,  
Your song will fill the air.

F7 Bb C/G Dm \*C#6 (x4x3xx) \*C6 (x3x2xx)

Sing it loud so I can hear you.

F7 Bb C/G Dm \*C#6 \*C6

Make it easy to be near you

F7 Bb C/G Dm \*C#6 \*C6 \*G7 (x23xxx)

For the things you do endear you to me,

Gm7 C6 C#7 [\*Insert Fill 3]

Ah, you know I will.

E [\*Insert Fill 4]

I will

**Fill 3:**

C#7

```
e|---1-----1-----|-----|
B|-----4-2-----4-2---|-----|
G|-----1-----|---(repeat all)-----|
D|-----|-----|
A|-3-----|-----|
E|-----|-----|
  1     2     3     4         1     2     3     4
```

**Fill 4:**

F

```
e|---1-----1-----|---1-----1-----|
B|-----3-----3-1---|-----3-----4--3-1-|
G|-----2-----1-2-|-----2-----|
D|-----|-----|
A|-----|-----|
E|-----|-----|
  1     2     3     4         1     2     3     4
```

Bb Am Dm Gm C7 F  
Da da da da da da da da da da da da da da da

**Julia**

The TAB for this might look a bit daunting at first, but it's based on pretty straight forward chord shapes.

tabbed by Robb A.

From original tab by Howard Wright H.Wright@astro.cf.ac.uk

Organization: University of Wales College of Cardiff, Cardiff, Wales, UK

Capo on the 2nd fret.

The chord shapes you need are:

EADGBE	EADGBE	EADGBE	EADGBE	EADGBE
332013	002213	022003	320003	353333 *
C/G	Am7/E	Em	G	Gm7

EADGBE	EADGBE	EADGBE	EADGBE	EADGBE
353335	575655	131213	131114	224432
Gm9	A7	F9	Fm7	Bm/F#

EADGBE	EADGBE	EADGBE	EADGBE	EADGBE
002212	022030	022020	022010	332000
Am6/E	Em7	Em6	Emadd#5	Cmaj7/G

The beat of the picking pattern is: {1, 2 and, 3 and, 4}

To get the picking pattern in your head, I'll give a brief explanation.

The key to it is the movement of the thumb.

The thumb picks out the notes on the E, A and D strings on each downbeat.

For each chord played, the order of strings which the thumb picks is the same - it goes like this:

A D E D

While the thumb gets on with this, use your other fingers to fill in the notes on the top strings.

If you try it a few times, slowly, you should pick up the natural rhythm which the picking pattern has.

Then, just practice !

\*\*\*\*\*

Song Arrangement

{CHORUS 1}  
{VERSE 1}{VERSE 2}

{BRIDGE}  
{VERSE 3}

{CHORUS 2}  
{VERSE 4}{VERSE 5}

{Outro}

~~~~~

{CHORUS 1 + 2}

| C/G             | Am7/E         | Em            |               |
|-----------------|---------------|---------------|---------------|
| E -3-----       | -3-----       | -3-----       | -3-----       |
| B -----1---     | -----1---     | -----0---     | -----0---     |
| G -----0---     | -----2---     | -----0---     | -----0---     |
| D -----2---2--- | -----2---2--- | -----2---2--- | -----2---2--- |
| A -3-----       | -0-----       | -2-----       | -2-----       |
| E -----3---     | -----0---     | -----0---     | -----0---     |

{1} Half of what I say is meaning- less  
{2} when I cannot sing my heart

| C/G             | Am7/E         | Em            | G             |
|-----------------|---------------|---------------|---------------|
| E --3-----      | -3-----       | -3-----       | -3-----       |
| B -----1---     | -----1---     | -----0---     | -----0---     |
| G -----0---     | -----2---     | -----0---     | -----0---     |
| D -----2---2--- | -----2---2--- | -----2---2--- | -----0---0--- |
| A --3-----      | -0-----       | -2-----       | -2-----       |
| E -----3---     | -----0---     | -----0---     | -----3---     |

{1} But I say it just to reach you Ju li\_a  
{2} I can only speak my mind Ju li\_a

~~~~~

{VERSEs 1, 2, 3, 4, 5}

C/G	Am7/E	Gm7	Gm9
E --3-----	-3-----	-3-----	-5-----
B -----1---	-----1---	-----3---	-----3---

```
G|-----0-----|-----2-----|-----3-----|-----3-----
D|-----2-----2---|-----2-----2---|-----3-----3---|-----3-----3---
A|--3-----|-----0-----|-----5-----|-----5-----
E|-----3-----|-----0-----|-----3-----|-----3-----
```

```
{1} Ju - li - a          Ju - li - a
{2} Ju - li - a          sea      shell eyes
{3} Ju - li - a          Ju - li - a
{4} Ju - li - a          sleep - ing sand
{5} - (instrumental) - - - - -
```

```
      A7                      F9                      Fm7
E|--5-----|-----5-----|-----3-----|-----4-----
B|-----5-----|-----5-----|-----1-----|-----1-----
G|-----6-----|-----6-----|-----2-----|-----1-----
D|-----5-----5---|-----5-----5---|-----1-----1---|-----1-----1---
A|--7-----|-----7-----|-----3-----|-----3-----
E|-----5-----|-----5-----|-----1-----|-----1-----
```

```
{1} O - cean child      calls      me
{2} Win - dy smile      calls      me
{3} Mor - ning moon     touch     me
{4} Si - lent cloud     touch     me
{5} - (instrumental) - - - - -
```

```
      C/G                      Am7/E                      Em                      G
E|--3-----|-----3-----|-----3-----|-----3-----
B|-----1-----|-----1-----|-----0-----|-----0-----
G|-----0-----|-----2-----|-----0-----|-----0-----
D|-----2-----2---|-----2-----2---|-----2-----2---|-----0-----0---
A|--3-----|-----0-----|-----2-----|-----2-----
E|-----3-----|-----0-----|-----0-----|-----3-----
```

So I sing a song of love Ju\_\_\_\_\_li\_a

(After VERSE 1 go directly to VERSE 2)  
 (After VERSE 2 play next section and go to BRIDGE)  
 (After VERSE 3 play next section go to CHORUS 2)  
 (After VERSE 4 go directly to VERSE 5)  
 (After VERSE 5 go directly to OUTRO)

C/G

```
E|--3-----|-----3-----
B|-----1-----|-----1-----
G|-----0-----|-----0-----
D|-----2-----2---|-----2-----2---
A|--3-----|-----3-----
E|-----3-----|-----3-----
```

~~~~~

{BRIDGE} (Middle 8)

-----

Bm/F#

C/G

```
E|--2-----|-----2-----|-----3-----|-----3-----
B|-----3-----|-----3-----|-----1-----|-----1-----
```

```
G|-----4-----|-----4-----|-----0-----|-----0-----
D|-----4-----4---|-----4-----4---|-----2-----2---|-----2-----2---
A|--2-----|-----2-----|-----3-----|-----3-----
E|-----2-----|-----2-----|-----3-----|-----3-----
```

her hair of floating sky is shimmering

**Am7/E**

**Am6/E**

**Em7**

**Em6**

```
E|--3-----|-----2-----|-----|-----
B|-----1-----|-----1-----|-----3-----3-----|-----2-----2-----
G|-----2-----|-----2-----|-----0-----|-----0-----
D|-----2-----2-----|-----2-----2-----|-----2-----2-----|-----2-----2-----
A|--0-----|-----0-----|-----2-----|-----2-----
E|-----0-----|-----0-----|-----0-----|-----0-----
```

glimmering

in

the sun

**Emadd#5**

**Em**

```
E|-----|-----
B|--1-----1-----|-----0-----0-----
G|-----0-----|-----0-----
D|-----2-----2-----|-----2-----2-----
A|--2-----|-----2-----
E|-----0-----|-----0-----
    ^ ^ ^ ^      ^ ^ ^ ^
```

After BRIDGE go to VERSE 3 then CHORUS 2

~~~~~

**Outro**

```
-----
Em           C/G           Em           G
E|--3-----|-----3-----|-----3-----|-----3-----
B|-----0-----|-----1-----|-----0-----|-----3-----
G|-----0-----|-----0-----|-----0-----|-----0-----
D|-----2-----2-----|-----2-----0-----|-----2-----2-----|-----0-----0-----
A|--2-----|-----3-----|-----2-----|-----2-----
E|-----0-----|-----3-----|-----0-----|-----3-----
    ^ ^ ^ ^      ^ ^ ^ ^      ^ ^ ^ ^      ^ ^ ^ ^
    Ju -      li - a      Ju -      li - a
```

**Cmaj7/G**

```
E-----0-----
B-----0-----
G-----0-----
D-----2-----
A-----3-----
E-----3-----
```

Just Words and Chords by Robb A.

## {CHORUS 1}

C/G Am7/E Em  
 Half of what I say is meaning-less  
 C/G Am7/E Em G C/G  
 But I say it just to reach you Jul\_\_ia  
 Julia... (Verse 1 begins)

## {VERSE 1}

C/G Am7/E Gm7 Gm9  
 Ju-lia Ju-ia  
 A7 F9 Fm7  
 Ocean child calls me  
 C/G Am7/E Em G C/G  
 So I sing a song of love Ju\_\_lia  
 Julia... (Verse 2 begins)

## {VERSE 2}

Julia seashell eyes  
 windy smile calls me  
 So I sing a song of love Julia

## {BRIDGE}

Bm/F# C/G  
 Her hair of floating sky is shimmering  
 Am7/E Am6/E  
 glimmering  
 Em7 Em6 Emadd#5 Em  
 in the sun

## {VERSE 3}

Julia Julia  
 morning moon touch me  
 So I sing a song of love Julia

## {CHORUS 2}

C/G Am7/E Em  
 When I cannot sing my heart  
 C/G Am7/E Em G C/G  
 I can only speak my mind Ju\_\_lia  
 Julia... (Verse 4 begins)

## {VERSE 4}

Julia sleeping sand  
 silent cloud touch me  
 So I sing a song of love Julia

## {VERSE 5} (Instrumental 1st 2 lines)

C/G Am7/E Em C/G  
 So I sing a song of love Julia

## {Outro}

Em C/G Em G Cmaj7/G (332000)  
 Julia Ju\_\_lia

**Birthday**

Intro and verse riff.

3/8 means slide from fret 3 to fret 8

E-----  
 B-----2---3---3/8---7---5-----  
 G--2--2-----2-----  
 D-----  
 A-----  
 E-----

E-----  
 B-----2---3---3/8---7---5-----  
 G--2--2-----2-----  
 D-----  
 A-----  
 E-----

E-----5---5/8---7---5-----  
 B-----6-----  
 G--7---7-----7-----  
 D-----  
 A-----  
 E-----

E-----  
 B-----2---3---3/8---7---5-----  
 G--2--2-----2-----  
 D-----  
 A-----  
 E-----

E-----7---7/10---9---7-----  
 B-----9-----  
 G--9--9-----7-----  
 D-----  
 A-----  
 E-----

E-----  
 B-----2---3---3/8---7---5-----  
 G--2--2-----2-----  
 D-----  
 A-----  
 E-----

A  
 You say it's your birthday  
 A  
 It's my birthday too yeah  
 D  
 They say it's your birthday  
 A  
 We're gonna have a good time  
 E  
 I'm glad it's your birthday  
 A  
 Happy birthday to you

E  
 Yes we're going to a party party  
 E  
 Yes we're going to a party party  
 E  
 Yes we're going to a party party  
 C G  
 I would like you to dance  
 C G  
 (Birthday) Take a cha - cha -cha chance  
 C G  
 (Birthday) I would like you to dance  
 C G  
 (Birthday) Dance  
 E  
 instrumental

A  
 You say it's your birthday  
 A  
 It's my birthday too yeah  
 D  
 They say it's your birthday  
 A  
 We're gonna have a good time  
 E  
 I'm glad it's your birthday  
 A  
 Happy birthday to you

(Fades out with the riff)

Any comments, suggestions or insults, I await them all.  
 Mende Joveski, email: [joveski@bunyip.ph.rmit.edu.au](mailto:joveski@bunyip.ph.rmit.edu.au)

## Yer blues

Yer Blues - JOHN LENNON - LIVE (1969, Toronto)

YER BLUES (co-composed with Paul McCartney)  
 (c) 1968 Northern Songs

### Chords used:

EADGBE  
 E: 022100  
 A: 577655  
 A7: 575655  
 B7: 797877  
 G: 355433

E  
 Yes, I'm lonely  
 Wanna die  
 A7  
 Yes, I'm lonely  
 E  
 Wanna die



G

If I ain't dead already

B7

E A E B7

Ooh - girl, you know the reason why

In the morning

Wanna die

In the evening

Wanna die

If I ain't dead already

Girl, you know the reason why

E (once)

My mother was of the sky

E (once)

My father was of the earth

But I am of the universe

E

And you know what it's worth

A

I'm lonely

E

Wanna die

G

If I ain't dead already

B7

E A E B7

Ooh - girl, you know the reason why

The eagle picks my eye

The worm he licks my bone

I feel so suicidal

Just like Dylan's Mister Jones

Lonely

Wanna die

If I ain't dead already

Ooh - girl, you know the reason why

Black cloud crossed my mind

Blue mist round my soul

Feel so suicidal

Even hate my rock 'n' roll

I'm lonely

Wanna die

If I ain't dead already

Girl, you know the reason why

NOTE: "Called Eric [Clapton]. [...] Got Klaus, and we got alan White. [...] And I said, Look, there's this thing in Toronto, do you want to come? They said, Okay. Now we didn't know what to play, because we'd never played together before, the band. And on the airplane we're running through these oldies, so the rehearsal for that record, which turned into not a bad record, was on the plane with electric guitars, so you... Not even acoustic, you couldn't hear... [...] "Yer Blues", yeah. Because I'd done... I think I'd worked "Yer Blues" with Eric on the Rock'n' Roll Circus show of Mick, the Rolling Stones show." (John Lennon, 1980)

**Mother Nature's son**

D Dsus4 D Bm E  
 Born a poor young country boy Mother Nature's son  
 A D Dm G D  
 All day long I'm sitting singing songs for everyone

D Dsus4 D Bm E  
 Sit beside a mountain stream See her waters rise  
 A D Dm G D  
 Listen to the pretty sound of music as she flies

D G D  
 Do do do do do do do do do do do  
 D G D Dmaj7 D7  
 do do do do do do do do do do  
 G Gm  
 Do do do do do do do do do  
 D  
 Yeah yeah yeah

D Dsus4 D Bm E  
 Find me in my field of grass Mother Nature's son  
 A D Dm G D  
 Swaying daisies sing a lazy song beneath the sun

D G D  
 Do do do do do do do do do do do  
 D G D Dmaj7 D7  
 do do do do do do do do do do  
 G Gm  
 Do do do do do do do do do  
 D  
 Yeah yeah yeah

D Dsus4 D Bm E A D Dm G D

D Dm G D  
 Oh Mother Nature's Son

Intro:

E --2-3-2-1-3-5-3-5-3-2-----  
 B --3-----3-----0-----3-----  
 G --2-----2-----0-----2-----  
 D --0-----0-----0-----0-----  
 A -----  
 E -----

Middle Lead (play along with the "do do do" part):

E ----0-2-----0---2---3-2-0---2---2-----0---2---3-2-0---2---  
 B --3---3---3---3---3---0---0-3-3---3---3---3---3---0---0-3-3---  
 G --2-----2-----2-----  
 D --0-----0---0---0---0---0-----0---0---0---0---0-----  
 A -----  
 E -----

E ---2-2---0-2-3-2-2-0-----  
 B ---2-1-3-----3-----  
 G ---2-2-----0-----

```
D ---0-0-----0-----
A -----2-----
E -----3-----
```

From: Harlan L Thompson <harlant@uhunix.uhcc.Hawaii.Edu>

MOTHER NATURE'S SON- The Beatles

INTRO:

(slowly pluck these) (strum a bit on each of these)

```
E ---2---2---2-----5---3---0---3p2---0h2-2h3-0h2-0h2---
B ---3---3---3-----3---3---3---3---3---3---3---3---3---
G -4---2---1-----2---2---2---2---2---2---2---2---2---
D -----0---0---0---0---0---0---0---0---0---0---0---
A -----
E -----0-----
```

(let ring, then slap guitar a bit)

```
D      G/D      D      Bm      D      E9 (hit low E string)
Born a poor young country boy Mother Nature's son
A D/A  A D/A  A      D/A      A      D/A  D  Dm G/D  D
All day long I'm sitting singing songs for everyone
D  Dm G/D  D
```

```
D      G/D      D      Bm      D      E9 (riff)
Sit beside a mountain stream See her waters rise
A D/A A D/A  A      D/A      A D/A      D  Dm G/D  D
Listen to the pretty sound of music as she flies
```

```
      G/D      D
Do do do do, do-yoo do do do
D      G/D      D Dmaj7  D7
do do do do, do-yoo do do do
D7sus4  D7 G/D Gm/D  D
N
```

```
Find me in my field of grass Mother Nature's son (riff)
Swaying daisies sing a lazy song beneath the sun
```

```
      G/D      D
Do do do do, do-yoo do do do
D      G/D      D Dmaj7  D7
do do do do, do-yoo do do do
      D7sus4 D7  G/D Gm/D      D
Do do do do do do do yeah yeah yeah
```

(repeat verse chords while singing/humming the tune)

```
D  Dm  G/D      D7
Oh Mother Nature's Son
```

RIFF:

```
D -----2---
A -----2---
E -0-4-----
```

G/D: x x 0 0 0 3 E9: x x 0 1 3 2



Make it easy, make it easy

B7

E D G E G D

Everybody's got something to hide except for me and my monkey

While the verses are going on, the rhythm guitar repeats the intro parts over and over with slight rhythmic variations. The lead guitar does dozens of variations along the following lines: Listen closely and hear 1001 ways to play those few notes.

```

-|-----
-|-----
-|-----
-|-----5-----7--5-----etc.-----
-|--7-----5--7-----5--7--7b(9)--5--7---etc.-----
-|-----7-----etc.-----
    
```

All guitars should should, of course, do the boogie-woogie shuffle starting with the A chord:

A

```

-|-----
-|-----
-|-----
-|-----
-|-----7--7--9--9--7--7--9--9--7--7--9--9--7--7--9--9-----
-|-----5--5--5--5--5--5--5--5--5--5--5--5--5--5--5--5-----
    
```

Take it easy

D

```

-|-----
-|-----
-|-----
-|-----
-|-----7--7--9--9--7--7--9--9--7--7--9--9--7--7--9--9-----
-|-----5--5--5--5--5--5--5--5--5--5--5--5--5--5--5--5-----
    
```

Take it easy

B7

```

-|-----
-|-----
-|-----
-|-----4--4--6--6--4--4--6--6--4--4--6--6--4--4--6--6-----
-|-----2--2--2--2--2--2--2--2--2--2--2--2--2--2--2--2-----
    
```

Everybody's got something to hide except for me and my ...

.. and here's the fun part. Cool the way the chords "turn around" in the second phrase:

E D G E G D

```

-|-----10b(12)--b(12)10-----15b(17)--b(17)15-----
-|---/10-----8-----8~--b(17)15--12-----
-|-----9-----14~-----
-|-----
-|-----
-|-----
    
```

..Monkey

What a great tune to jam with.

-----  
Tab Special Notations:

----0---- play the open string ('fret zero')  
 ----5---- play fret five  
 ----5~---- play fret five with vibrato  
 ---5/7--- play fret five, slide up to fret seven  
 ---7\5--- play fret seven, slide down to fret five  
 --7\5/7-- play fret seven, slide down to fret five, slide back up  
 --8b(9)-- play fret eight, bend the string (at fret eight) to reach  
           the pitch of fret nine  
 --b(9)8-- play fret eight already bent to the pitch of fret nine,  
           unbending until it reaches the normal pitch of fret eight  
 ----h7--- hammer-on to fret seven  
 ----p5--- pull-off to fret five  
 ---/7---- slide up to fret 7 (the starting fret of the slide is  
           undefined, judge by ear)  
 ---15\--- play fret 15, slide down (the ending fret of the slide is  
           undefined, judge by ear)  
 ---0h3--- play the open string and immediately hammer-on to fret  
           three  
 ---7p5--- play fret seven and immediately pull-off to fret five

## Sexy Sadie

Date: Sun, 1 Mar 1998 16:56:27 -0500

From: Francisco Marin &lt;alberta@mediom.qc.ca&gt;

Subject: CRD: Sexy Sadie by The Beatles

"Sexy Sadie" words Lennon/Mc Cartney

Perfomed by THE BEATLES

on the: The White Album, 1998

from: Francisco Marin [alberta@mediom.qc.ca]

SEXY SADIE is a beautiful and great song that is easily to play. Heard the CD for better comprehension and take to joy to play it. Thanks to Ole Christian Engkrog for his remark about this sound. "Sexy Sadie" is too me one of the greatest song I've ever heard. Also, he wrote chords of Real Love. One last thing, I work presently a little bit of guitar that listend before the fade, ie with the chords at the end. Now! play an let you take away by the song. PEACE on Earth for everyboby!

## CHORDS:

G 3-5-5-4-3-3	F# 2-4-4-3-2-2	Am 5-7-7-5-5-5
C X-3-2-0-1-0	F 1-3-3-2-1-1	Bm 7-9-9-7-7-7
D 0-0-0-3-2-3	A#m X-2-4-4-3-4	C2 8-10-10-9-8-8

Play the little arpeggio with chord:

```

A#m
E-2-----2-----
B-3-----3---3----
G-4-----4-----4---
D-4----4-----4-
A-2-----
E-----

```

INTRO: G C D G F# F D

```

G      F#      A#m
Sexy Sadie    what have you done

```

C D G F#  
You made a fool of everyone

C D G F#  
You made a fool of everyone

F D  
Sexy Sadie ooh what have you done

Sexy Sadie you broke the rules  
You layed it down for all to see  
You layed it down for all to see  
Sexy Sadie oooh you broke the rules

G Am Bm C2  
One sunny day the world was waiting for a lover

G Am Bm C2  
She came along to turn on everyone

Am G# G  
Sexy Sadie the greatest of them all

Sexy Sadie how did you know  
The world was waiting just for you  
The world was waiting just for you  
Sexy Sadie oooh how did you know

Sexy Sadie you'll get yours yet  
However big you think you are  
However big you think you are  
Sexy Sadie oooh you'll get yours yet

We gave her everything we owned just to sit at her table  
Just a smile would lighten everything  
Sexy Sadie she's the latest and the greatest of them all

G F# A#m C D G F#

C D G F#  
She made a fool of everyone

F D  
Sexy Sadie

G F# A#m C D G F#

C D G F#  
However big you think you are

F D  
Sexy Sadie

G F# A#m C D G F# F D ... (and fade)

Any comments or corrections are welcome, just é-mail me...

é-mail: alberta@mediom.qc.ca  
 Sainte-Foy, Québec, Canada.

### Helter Skelter

From: hertzberg@netcad.enet.dec.com (Marc Hertzberg)  
 Subject: TAB: Helter Skelter by The Beatles

Helter Skelter  
 (Lennon/McCartney)

Intro:

```
-|-----0-- (repeat)-----|
-|---12\3-- (repeat)-----|
-|-----|
-|-----|
-|-----|
-|-----|
```

When I get to the bottom I go back to the top of the

```
-|-----0-- (repeat)-----|
-|-----2-- (repeat)-----|
-|-----|
-|-----|
-|-----|
-|-----|
```

slide, where I stop and I turn and I go for a

G

```
-|-----0-- (repeat)-----|
-|-----1-- (repeat)-----|
-|-----|
-|-----|
-|-----5--5--6--6-----|
-|-----3--3--3--3-----|
```

ride, till I get to the bottom and I see you again.

E

```
-|-----|
-|-----|
-|-----|
-|-----|
-|---5--5--6-----6-----2--2--2--2--3\2--2--2--2-----|
-|---3--3--3-----3-----0--0--0--0--1\0--0--0--0-----|
```

Yeah yeah yeah!

Verse:

E

Well do you don't you want me to make you

I'm coming down fast but don't let me break you

G

Tell me tell me tell me come on tell me the answer

A

E

Well you may be a lover but you ain't no dancer.





Chorus:

A

```

-|-----
-|-----
-|-----
-|-----2--2--4--4--5--4--2-----
-|-----0--0--0--0-----5--4--2--0-----
-|-----
Well, Helter Skelter
E
-|-----
-|-----
-|-----
-|-----
-|-----2--2--4--4--5--4--2-----
-|-----0--0--0--0-----5--4--2--0-----
Helter skelter
A                                     E
-|-----
-|-----5b(7)--3--5-----
-|-----
-|-----2--2--4--4--5--4--2-----
-|-----0--0--0--0-----5--4--2--0-----
Helter skelter                                     Yeah
    
```

So much for verses and choruses. The rest are pretty much the same, except that the rest of the verses hit the G chord a little sooner (at the beginning of the third line of the verse).

Here's the guitar solo in the middle:

```

E                                     A                                     E
-|-----7--7--15b(17)--15b(17)--b(17)15-----
-|-----0--0-----
-|-----9--9-----
-|-----
-|-----
-|-----
'Cos here she comes
A                                     E
-|-----
-|-----b(17)15b(17)15-----13b(14)-----b(17)15-----
-|-----b(14)12-----b(14)12b(14)12-----12-----
-|-----14-----14~-----
-|-----
-|-----
    
```

Later, there's a neat riff in one of the last verses. I think it comes right after "will you won't you want me to make you" or something like that. This is a cool riff with that loonnng slide.

```

-|-----12--15b(17)--b(17)15--12-----12-----
-|-----15-----15\10-----10b(12)--b(12)10--8-----
-|-----9-----7--9-----
-|-----
-|-----
-|-----
    
```

As the song fades into the first ending, there are some nice bend releases, while the lyrics repeat "coming down fast":

```

-|--b(17)15-----
-|-----b(17)15-----
-|-----b(16)14-----
-|-----b(14)12-----
-|-----b(14)12-----
-|-----

```

Later, there's a whole lot of Hendrix-like guitar noise.

#### Tab Special Notations:

```

----0---- play the open string ('fret zero')
----5---- play fret five
----5~---- play fret five with vibrato
---5/7--- play fret five, slide up to fret seven
---7\5--- play fret seven, slide down to fret five
--7\5/7-- play fret seven, slide down to fret five, slide back up
--8b(9)-- play fret eight, bend the string (at fret eight) to reach
           the pitch of fret nine
--b(9)8-- play fret eight already bent to the pitch of fret nine,
           unbending until it reaches the normal pitch of fret eight
----h7--- hammer-on to fret seven
----p5--- pull-off to fret five
---/7---- slide up to fret 7 (the starting fret of the slide is
           undefined, judge by ear)
---15\--- play fret 15, slide down (the ending fret of the slide is
           undefined, judge by ear)
---0h3--- play the open string and immediately hammer-on to fret
           three
---7p5--- play fret seven and immediately pull-off to fret five

```

## Long long long

Capo 3rd Fret

#### Intro

```

       Em           G           Em           D           A
E-----0-0-0-0-0-0--
B-----3---2-2-2-2-2-2--
G-----h-----h-----2-----2-2-2-2-2-2--
D-----h-0-2-----2-----h-0-2-0-----2-2-2-2-2-2--
A--h-0-2-----0-----h-0-2-----0-0-0-0-0-0--
E--0-3-----3-----0-3-----

```

#### Verses

(Capo 3rd Fret)

```

(Bb) G-320003
(Am) F#m-244222
(Gm) Em-022000
(F) D-xx0232
(C) A-x02220
(C7) A7-x02020

```

```

               G           F#m  Em           D
It's been a long long long time

```

E-----2--  
 B-----3--  
 G-----h-----2-----  
 D-----h--0-2-0-----  
 A--h--0-2-----  
 E-0-3-----

A Em D A  
 How could I ever have lost you

Em D A A7  
 When I loved you

2nd Verse

It took a long long long time

Now I'm so happy I found you

How I love you

Bridge

G D A Em  
 So many tears I was searching

G D A Em G A A  
 So many tears I was wasting oh oh

3rd verse

Now I can see you be you

how can I ever misplace you

how I want you

Coda

Em D A  
 oh I love you

Em D Bb  
 you know that I need you

Em D A A  
 Ooh I love you

## Revolution 1

Revolution  
 (Lennon/McCartney)

Intro :

-|-5/7-7-7-7-7-7-7-7-7-7-7-7-7-7-----5/7-7-7-7-7-7-7-7-7-7-7-7-7-7-----  
-	-5/7-7-7-7-7-7-7-7-7-7-7-7-7-7-----5/7-7-7-7-7-7-7-7-7-7-7-7-7-7-----
 -|-----  
 -|-----|-----  
 -----



.. and so on, while Guitar 2 plays something along these lines:

B

```

-|-----
-|-----4-----4-----4-----4-----4-----4-----4-----4-----
-|-----4-----4-----4-----4-----4-----4-----4-----4-----
-|-----4h6-----4-----4h6-----4-----4h6-----4-----4h6-----4-----
-|-----
-|-----
  You say you want a rev o lu      tion      well you

```

E

```

-|-----
-|-----9-----9-----9-----9-----9-----9-----9-----9-----
-|-----9-----9-----9-----9-----9-----9-----9-----9-----
-|-----9h11-----9-----9h11-----9-----9h11-----9-----9h11-----9-----
-|-----
-|-----
  know          we all want to change the...

```

Guitar 2 plays this figure during the "chorus":

B                      E

```

-|-----11-----
-|-----4-----4-----9--12--12-----12---
-|-----4-----4-----9--9h11-----11h13--11---
-|-----4h6-----4-----9--9h11-----
-|-----
-|-----
  ... it's gonna be          alright

```

.. repeated a few times, and then the following turnaround:

F#7

```

-|-----
-|-----
-|-----
-|-----2-----4-----2-----
-|-----2h4-----2h4-----2h4-----2-----
-|--2--2-----2-----2-----2-----2--2h4-----

```

Now, over the A B G# chords in the last verse, the lead guitar plays a screaming figure based on this:

```

-|-----14-----
-|--14b(16)-----
-|-----
-|-----
-|-----
-|-----

```

And over the B & E chords the final time around, the lead guitar is rapidly picking in rhythm with the words:

```

-|--9-----
-|--12b(14)-----
-|-----
-|-----
-|-----
-|-----

```

.. up until the climactic end.

```
-|-----10--9---
-|---b(10)9--7--10--9---
-|-----11--10--
-|-----12--11--
-|-----12--11--
-|-----10--9---
```

Beatles Tab by Marc Hertzberg  
Digital Equipment Corporation  
hertzberg@netcad.enet.dec.com

-----  
Tab Special Notations:

```
-----0----- play the open string ('fret zero')
-----5----- play fret five
-----5~----- play fret five with vibrato
---5/7--- play fret five, slide up to fret seven
---7\5--- play fret seven, slide down to fret five
--8b(9)-- play fret eight, bend the string (at fret eight) to reach
           the pitch of fret nine
--b(9)8-- play fret eight already bent to the pitch of fret nine,
           unbending until it reaches the normal pitch of fret eight
----h7--- hammer-on to fret seven
----p5--- pull-off to fret five
---/7---- slide up to fret 7 (the starting fret of the slide is
           undefined, judge by ear)
---15\--- play fret 15, slide down (the ending fret of the slide is
           undefined, judge by ear)
---0h3--- play the open string and immediately hammer-on to fret
           three
---7p5--- play fret seven and immediately pull-off to fret five
```

From: infidel+@operations.cis.pitt.edu  
[me again!]

well, no-one seems to have done this, so I'll give it a shot... it's pretty hard to describe exactly what's going on with the rhythm here... and it's also hard to play along with (if I remember correctly, the distorted (single) version is tuned to somewhere between 2 and 3 half-steps up (yeah, it's just "randomly somewhere in between" - try it!), and I think the acoustic version on the White Album is maybe 1 or 2 half-steps up... at any rate, I'll tab it in A because it's easiest (only possible ?) to play that way.

(also, I really never figured out the lead part... if someone would care to chip in [or maybe I'll get around to it someday])

Intro is something like

(keep sliding up to this A chord for awhile)

```
E----- .... -----
B--\9-- .... --12^-
G--\10= .... -----
```

my best approximation of how the rhythm goes is something like this... you'll have to play around hitting those notes on the 4th fret and then letting the

whole chord ring out:

A	(ring)	D	A	(ring)
-----	-----	-----	-----	-----
-----	-----2-----2-3-3-3---	-----	-----2-----2-	-----
-----	... -----2-----2-2-2-2h4-	... -----	-----2-----2-	... -----
-2-2-2h4-2-	-2-2-2h4-2-----2-2h4---0-0-0---	-----	-2-2-2h4-2-2-2h4---	-----
-0-0-0---0-	-0-0-0-----0-0-----	-----	-0-0-0---0-0---	-----
-----	-----	-----	-----	-----

anyways, it eventually makes it to E with the same kind of pattern... most of the funny business is stuff with the A where you do the 2(hammer)4 on other strings [a few right in a row], and a 0h4 on the open string, usually ending with a strum of the A chord... so...

A D  
 You say you want a Revolution, well you know  
 A  
 We all want to change the world  
 D  
 You tell me that it's evolution, well you know  
 E(7?)  
 We all want to change the world

Bm E  
 but when you talk about destruction  
 Bm G A F# E  
 don't you know that you can count me out

(much more funny business with the notes on the 4th fret in this part:)

A D A...  
 don't you know it's gonna be... alright...

and...

D-----0-----2-  
 A-----0h2-----2-2h4--- (x2)...  
 E-0-0-----

You say you got a real solution, well you know  
 We'd all love to see the plan  
 You ask me for a contribution, well you know  
 We're all doing what we can...

But if you want money for minds that hate  
 All I can tell you is brother you have to wait  
 Don't you know it's gonna be...

You say you'll change the constitution, well you know  
 We all want to change your head  
 You tell me it's the institution, well you know  
 You better free your mind instead

But if you go carrying pictures of Chairman Mao  
 You ain't gonna make it with anyone anyhow...  
 Don't you know it's gonna be...

anyone else is free to help out with this one!  
 todd (infidel+@pitt.edu)

--  
 todd j. derr - the c.o.m.a. moderator! "happy, happy, joy, joy."



infidel+@pitt.edu (412) 661-8617 happy, happy, joy, joy.  
 infidel@pittunix (BIT) work: 648-1247 happy, happy, joy, joy."  
 .if your mail bounces, send it to infidel@unix.cis.pitt.edu. thanks!

## Honey pie

Intro: (Piano)

Em A6 Am/D  
 She was a working girl  
 Cm G  
 North of England way  
 Em A6 Am/D  
 Now she's in the big time  
 Cm G  
 In the USA  
 A7  
 And if she could only hear me  
 D7  
 This is what I'd say:

G Eb7  
 Honey Pie, You are making me crazy  
 E7 A7  
 I'm in love but I'm lazy  
 D7 G  
 So won't you please come home  
 Eb7 D7  
 Oh  
 G Eb7  
 Honey Pie, My position is tragic  
 E7 A7  
 Come and show me the magic  
 D7 G  
 Of your Hollywood song  
 F# F

Em C#m7 G  
 You became a legend of the silver screen  
 G7 C  
 And now the thought of meeting you  
 E7/B Am D7  
 makes me weak in the knees Oh

G Eb7  
 Honey Pie, You are driving me frantic  
 E7 A7  
 Sail across the Atlantic  
 D7 G  
 To be where you belong  
 Eb7 D7  
 Honey Pie, come back to me

Solo:

(Guitar)

-|-----|-----7---8---7-----

```

-|-----15-----|-----8-----8--
-|-16-----|-----
-|-----17-----|-----
-|-----|-----
-|-----|-----

-|-----8---9--11--12--|-14-----13p12-----
-|-----8-----|-----
-|-8---8-----|-----
-|-----|-----
-|-----|-----
-|-----|-----

```

(Piano)

```

|A7      |D7      |G      |Eb7 D7 |G      |      |
|Eb7     |E7      |A7      |D7      |G      |F#  F  |

```

```

Em              C#m7
Will the wind that blew
           G
her boat across the sea
G7      C
           kindly send her
E7/B              Am      D7
Sailing back to me          T. T. Tee!  Now

```

```

G              Eb7
Honey Pie, You are making me crazy
      E7      A7
I'm in love but I'm lazy
      D7      G
So won't you please come home
G              Eb7      D7
Come, come back to me Honey Pie, Ha ha ha

```

Outro:

```

|G      |Eb7     |E7      |A7      |D7      |G      |Eb7 D  |G      |

```

```

I              Transcribed by the Beatles Central Team          I
I              jpgr_beatles@yahoo.com                          I
I  Visit Beatles Central for more great Beatles tabs and midis(220+ each).  I
I  Every album covered! http://members.tripod.com/jpgr\_beatles/index.html  I

```

### Savoy truffle

TAB: Savoy Truffle  
MUSIC BY: The Beatles (From the White Album)  
TABBED BY: The Beatles Central Team (jpgr\_beatles@yahoo.com)

Intro:

(2 bars of E7)

E7

Creme Tangerine and montelimar

Riff 1: (Play this while you sing "Creme Tangerine,"  
it should "sing" the same tune.)

```

E|-----|
B|-----|
G|-9b11-----7-----9-----|
D|-----9-----|
A|-----|
E|-----|
    
```

F#

A

A ginger sling with a pineapple heart

G

B

A coffee dessert yes, you know it's good news

Em

C/E

Em

C/E

C

G

But you'll have to have them all pulled out after the Savoy Truffle

(2 bars of E7)

(Play Riff 1 here)

E7

Cool cherry cream and a nice apple tart

F#

A

I feel your taste all the time we're apart

G

B

Coconut fudge really blows down those blues

Em

C/E

Em

C/E

C

G

But you'll have to have them all pulled out after the Savoy Truffle

Em

A

You might not feel it now

Asus4

A

G

B

But when the pain cuts through, you're gonna know and how

Em

A

The sweat is gonna fill your head

Asus4

A

G

B

When it becomes too much you'll shout aloud

Solo:

E7

```

E|-----|-----4---5---6---7---|
B|-5b7hold-----7r5-----5r3-----| -5-----|
G|-----|-----|
D|-----|-----|
A|-----|-----|
E|-----|-----|
    ^       ^       ^       ^       ^       ^       ^       ^
    
```

```

E|-----|-----|
B|-----|-----|
G|-----|-----|
D|-----|-----|
    
```

A |-----|-----|  
 E |-----|-----|  
 ^ ^ ^ ^ ^ ^ ^ ^

F#  
 E |-----6---7---8---|  
 B |-----7---8---9---|  
 G |4b6r4-----4b6r4-----4b6r4---|2h3p2-----|  
 D |-----4-----|  
 A |-----|  
 E |-----|  
 ^ ^ ^ ^ ^ ^ ^ ^

A  
 E |-/9-----|-----|  
 B |-/10-----|-----|  
 G |-----|-----|  
 D |-----|-----|  
 A |-----|-----|  
 E |-----|-----|  
 ^ ^ ^ ^ ^ ^ ^ ^

G  
 E |-----7--8--9--8b10r8-|-----7--8--9--10-|  
 B |-----/8-----/8-----8--9--10--11-|  
 G |-----|-----|  
 D |-----|-----|  
 A |-----|-----|  
 E |-----|-----|  
 ^ ^ ^ ^ ^ ^ ^ ^

B  
 E |-----12-----|  
 B |-----15b17-----|  
 G |-----|-----|  
 D |-----|-----|  
 A |-----|-----|  
 E |-----|-----|  
 ^ ^ ^ ^ ^ ^ ^ ^

Em C/E Em C/E C G  
 But you'll have to have them all pulled out after the Savoy Truffle

Em A  
 You know that what you eat you are  
 Asus4 A G B  
 But what is sweet now turns so sour  
 Em A  
 We all know Obla-Di-Bla-Da  
 Asus4 A G B  
 But can you show me where you are?

E7  
 Creme Tangerine and montelimar  
 F# A  
 A ginger sling with a pineapple heart  
 G B  
 A coffee dessert yes, you know it's good news  
 Em C/E Em C/E C G  
 But you'll have to have them all pulled out after the Savoy Truffle  
 Em C/E Em C/E C G  
 Yes you'll have to have them all pulled out after the Savoy Truffle

```

-----
| Tabbed By the Beatles Central Team (jpgr_beatles@yahoo.com) |
| Visit Beatles Central for every major release by The Beatles |
| in MIDI and Tab form (over 250 songs), as well as biographies. |
| http://members.tripod.com/~jpgr_beatles/index.html |
-----

```

## ***Cry baby cry***

From: Harlan L Thompson <harlant@uhunix.uhcc.Hawaii.Edu>

CRY BABY CRY- The Beatles

```

      G      Am      F              G
Cry baby cry make your mother sigh
      Em7              A7      F
she's old enough to know better

```

```

      Em      Em+7              Em7
The king of Marigold was in the kitchen
      Em6              C7      G
cooking breakfast for the queen
      Em              Em+7              Em7
The queen was in the parlour playing piano
      Em6              C7
For the children of the king

```

CHORUS:

```

      G      Am      F              G
Cry baby cry make your mother sigh
      Em7              A7      F      G
she's old enough to know better so cry baby cry

```

The king was in the garden picking flowers  
 For a friend who came to play  
 The queen was in the playroom painting pictures  
 For the childrens holiday ...CHORUS

The duchess of Kircaldy always smiling  
 And arriving late for tea  
 The duke was having problems with a message  
 At the local bird and bee ...CHORUS

At twelve o'clock a meeting round the table  
 For a seance in the dark  
 With voices out of nowhere put on specially  
 By the children for a lark...CHORUS TWICE (end on Em)

```

      Fm
Can you take me back where are people, can you take me back
Can you take me back where are people, brother can you take me back
Can you take me back?
Oh can you take me where are people, can you take me back?

```

Em+7: 0 2 1 0 0 0    Em7: 0 2 2 0 3 0    Em6: 0 2 2 0 2 0

NOTE: This is the non-"pro" version.

(from The White Album, 1968)  
 (sent by Harlan at harlant@hawaii.edu)

## **Revolution 9**

(No chords)

## **Good night**

{Sent by Igor Travenec, travenec@savba.sk}

Goodnight          Lennon / McCartney          (1968)

{Slow lullaby}

1. [G]Now it's [Bmi]time to [C]say goodnight,  
 [Bmi]Good [C]night, sleep [D7]tight.  
 [G]Now the [Bmi]sun turns [C] out his light,  
 [Bmi]Good [C]night, sleep [D7] tight

{Chorus:}

[Bmi]Dream sweet [Ami]dreams for [Bmi]me [Ami],  
 [G]Dream sweet [Ami]dreams for [G]you [Ami].

2. Close your eyes and I'll close mine, Goodnight, sleep tight  
 Now the moon begins to shine, Goodnight, sleep tight

{Chorus.}

{Middle:}

[G]Hm, m [Ami]m, [A]Hm, m [Dmi]m, [G]Hm, m, [C]m-m-m [D7]m.

3. Close your eyes and I'll close mine, Goodnight, sleep tight  
 Now the sun turns out his light, Goodnight, sleep tight

{Chorus.}

## Yellow Submarine

17 January 1969 UK (Apple/Parlophone)



### Yellow Submarine

See under the album "[Revolver](#)"

### Only a northern song

-----  
 Only A Northern Song  
 -----

by George Harrison  
 from Yellow Submarine

Intro:

|Cmaj7 |D A |E |

Verse:

A  
 If you're listening to this song

You may think the chords are going wrong  
 Bm7/A

But they're not

E7  
 He just wrote it

like that <sup>D</sup> it

Chorus:

E Bm7 G C#7  
 Doesn't really matter what chords I play, what  
 F#7 Bm F#7  
 words I say or time of day it is As its on-  
 D A E/B  
 ly a Northern Song

Organ Solo:

|A | | | |Bm7 | | |E7 | | |D | | |  
It

## Chorus:

E Bm7 G C#7  
Doesn't really matter what clothes I wear, or  
F#7 Bm F#7  
how I fare or if my hair is brown When its on-  
D A E/B  
ly a Northern Song

## Verse:

A  
When you're listening late at night  
You may think the bands are not quite right  
Bm7/A  
But they are  
E7  
They just play it  
D E  
like that

## Verse:

A  
If you think the harmony  
Is a little dark and out of key  
Bm7/A  
You're correct  
E7  
There's nobo-  
D E  
dy there

## Instrumental Verse:

|E Bm7 |G C#7 |F#7 |Bm |Bm7 |  
F#7 D A E/B  
As I told you there no one there

## Outro:

|E Bm7 |G C#7 |F#7 |Bm |F#7 |D A |E/B | | |  
|A | | | |Bm7 | | |

## CHORDS:

A- X02220  
Am- X02210  
Amaj7- X02120  
Am6- XXX553



Am7- X02010  
 Bm- X13131  
 Bm7- X13121  
 Bm7/A- X03121  
 C#7- X35353  
 D- XX0232  
 D7- XX0212  
 Dm- XX0231  
 E- 022100  
 E/B- X22100  
 E7- 020100  
 F#7- 242322  
 Fmaj7- 1X2210  
 G- 320011

```

=====
I                      Transcribed by the Beatles Central Team                      I
I                      jpgr_beatles@yahoo.com                                    I
I  Visit Beatles Central for more great Beatles tabs and midis(220+ each).  I
I  Every album covered! http://members.tripod.com/jpgr_beatles/index.html  I
=====
    
```

**All together now**

#Ludwig Alberter <ludwig@untvc2.enet.dec.com>  
 {title:All Together Now}  
 {subtitle:Words & Music: Lennon/McCartney}

[F]One, two, three, four, [C7]can I have a little more?  
 [F]Five, six, seven, eight, nine, [C7]ten, I love [F]you.  
 [F]A, B, C, D, [C7]can I bring a friend to tea?  
 [F]E, F, G, H, I, J, [C7]I love [F]you.

[F]Bom, bom, bom, [Bb]bom-pa-bom, sail the ship, [F]bom-pa-bom, chop the tree.  
 [Bb]Bom-pa-bom, skip the rope, [C7]bom-pa-bom, look at me.

[F]All together now, all together now, [C7]all together now, [F]all together now...

**Hey Bulldog**

Hey Bulldog

Written by The Beatles  
 Covered by Toad the Wet Sprocket  
 Album: "I Know What You Did Last Summer", track 7  
 Transcribed by Dwight Lanier (hlanier@mindspring.com)

Intro riff 1

```

-----
-----
-----
-----
-----2-----3--4-----4-----3--2-----
--2--2--5--2-----2-----2--2--5--2-----2-----
-----
    
```

Verse:

Riff 1 3x

Chords used:

B7: x24242 F#m: 244222 A: x02220 E: 022100 E7: 022130

B7 F#m  
 Sheepdog standing in the rain  
 B7 F#m  
 Bullfrog doing it again  
 A F#m E E7  
 Some kind of happiness is measured out in miles  
 A F#m B7  
 What makes you think you're something special when you smile?

B7 F#m  
 Childlike no one understands  
 B7 F#m  
 Jack knife in your sweaty hands  
 A F#m E E7  
 Some kind of solitude is measured out in years  
 A F#m E E7  
 You don't know what it's like to listen to your fears

Chorus:

Use these chords in sequence. You'll be able to hear the rhythm easily.

Bm: 7997xx Bm(#5): 7,10,97xx Bm6: 7,11,97xx Bm7: 7977xx  
 The last two beats are Em: 022000 Em(#5): 022010

And you can talk to me, you can talk to me

You can talk to me, if you're lonely you can talk to me

Riff 1 2x then the solo

Verse:

B7 F#m  
 Big man walking in the park  
 B7 F#m  
 Wig Wam frightened of the dark  
 A F#m E E7  
 Some kind of innocence is measured out in you  
 A F#m E E7  
 You think you know me but you haven't got a clue

Chorus:

Then Riff 2 throughout the fade

-----  
 -----  
 -----  
 -----2-----3--4-----  
 --2--2--5--2-----2-----4-----3--2-----  
 -----2--2--5--2-----2-----5-----

Hey bulldog, hey bulldog

Hey bulldog, hey bulldog

Hey bulldog, hey bulldog  
 It's all too much

-----  
 It's all too much  
 -----

(by George Harrison, 1968)

Intro: C G | Gadd9 G | C G Gadd9 | G |

C/G G Gadd9 G C G Gadd9 G  
 It's all too much (<---4times)

G  
 When I look into your eyes your love is there for me

And the more I go in side the more there is to see  
 C G Gadd9 G C/G  
 It's all too much for me to take the love that's shining all around you  
 C/G G Gadd9 G C/G G Gadd9 G  
 Everywhere it's what you make for us to take it's all too much

G  
 Floating down the stream of time from love is there for me

And the more I go in side the more there is to see  
 C G Gadd9 G C/G  
 It's all too much for me to take the love that's shining all around you  
 C/G G Gadd9 G C/G G Gadd9 G  
 All the world is birthday cake so take a piece but not too much

Solo: (4times) | C/G G | Gadd9 G | C/G G Gadd9 | G

G  
 Sial me on a silver sun where I know that I'm free

Show me that I'm everywhere and get me home for tea  
 C G Gadd9 G C/G  
 It's all too much for me to take the love that's shining all around you  
 C/G G Gadd9 G C/G G Gadd9 G  
 The more I learn The less I know and what I do it's all too much

C/G G Gadd9 G C G Gadd9 G  
 It's to much (Ah\_\_\_\_\_)

=====  
 I Transcribed by the Beatles Central Team I  
 I jpgr\_beatles@yahoo.com I  
 I Visit Beatles Central for more great Beatles tabs and midis(220+ each). I  
 I Every album covered! [http://members.tripod.com/jpgr\\_beatles/index.html](http://members.tripod.com/jpgr_beatles/index.html) I  
 =====

## All You Need Is Love

See under the album "[Magical Mystery Tour](#)"

## Pepperland

Instrumental...

## Sea of time

Instrumental...

***Sea of holes***

Instrumental...

***Sea of monsters***

Instrumental...

***March of the manies***

Instrumental...

***Pepperland Laid Waste***

Instrumental...

***Yellow Submarine in Pepperland***

Instrumental...

## Abbey Road

26 September 1969 UK (Apple/Parlophone)



### Come together

From: SKUP !! <D9250657@zac.riv.csu.edu.au>

Come Together - Beatles

Chords Used

Dm                    A7                    G7                    Bm                    G                    000432                    320003  
 000231                    002223                    320001

The riff that they use in the song goes something like this

```

-----1-----
-----H----1--3-----
-----0--2-----
0--0-----
-----
-----

```

Dm  
 Here come old flat top, He come grooving up slowly,

Dm  
 He got Joo Joo eyeball, He one holy roller

A7  
 He got Hair down to his knee;

G7  
 Got to be a joker, he just do what he please.

(Riff)

Dm  
He wear no shoe shine, he got toe jam football

Dm  
He got monkey finger, he shoot co-ca cola

A7  
He say, "I know you, you know me."

G7  
One thing I can tell you is you got to be free

Bm G  
Come Together, Right now, over me

(Riff)

Dm  
He bag production, He got wal-rus gumboot

Dm  
He got O-no sideboard, He one spinal cracker

A7  
He got feet down below his knee

G7  
Hold you in his armchair, you can feel his disease

Bm G  
Come together, right now, over me

(Riff)

Dm  
He roller coaster, he got early warning

Dm  
He got muddy water, He one Mo-jo filter

A7  
He say, " One and one and one is three."

G7  
Got to be good looking 'cause he so hard to see

Bm  
Come together, Right now, over me

Copywrite 1969 Northern Songs limited.

\*\*\*\*\*  
SKUPP!! \*  
\*\*\*\*\*

**Something**

Intro and signature riff:

F Eb G C  
 -|-----  
-	--10--b(13)12--10--11--12--13--
 -|-----  
 -|-----  
 -|-----  
 -|-----

Verse:

C Cmaj7  
 Something in the way she moves  
 C7 F  
 Attracts me like no other lover  
 D G  
 Something in the way she woos me  
 Am G#+  
 I don't want to leave her now  
 C/G D F Eb G C  
 You know I believe in how (sig riff)

Verse:

Somewhere in her smile she knows  
 That I don't need no other lover  
 Something in her style that shows me  
 I don't want to leave her now  
 You know I believe in how  
 (sig riff, but end with A instead of C)

Middle part:

A C#m F#m  
 You're asking me will my love grow  
 A/E D G A G# G F# F E  
 I don't know I don't know  
 A C#m F#m  
 You stick around and it may show  
 A/E D G C  
 I don't know I don't know

Guitar solo:

C Cmaj7 C7

```

-----
|-----8-----8b(10)--b(10)8-----8-10-8-----13-13--
|---7/9---9---7/9---9---7/9-----s14-----
|-----
|-----
|-----

```

F

```

-----
|---b(15)13--b(17)15--13-----13-13/-----
|-----14--/14-----12--12-----
|-----/14-----7-----
|-----
|-----

```

D G

```

-----
|-----11--11--b(16)14--b(16)14--b(16)14--12-----
|-----/12-----
|---12--14--12-----
|-----
|-----

```

Am G#+

```

-----
|---14--13--12/17--16--15-----
|---12-----b(9)7--b(9)7--5--b(9)7--b(9)7--b(9)7--5--
|-----
|-----
|-----

```

C/G D F Eb G C

```

-----
|-----10/12--10--8--10--8-----10--b(13)12--10--11--12--13--
|-----8-----10--b(13)12--10--11--12--13--
|---b(9)7--b(9)7--5--7/9-----
|-----
|-----

```

Verse:  
 Something in the way she knows  
 And all I have to do is think of her  
 Something in the things she shows me  
 I don't want to leave her now  
 You know I believe in how

Ending:  
 F Eb G A F Eb G C

```

-----
|-----16--15--14-----10--b(13)12--10--11--12--14--
|---10--b(13)12--10--11--12--14--14-----10--b(13)12--10--11--12--14--
|-----
|-----
|-----

```

Tab Special Notations:



----0---- play the open string ('fret zero')  
 ----5---- play fret five  
 ----5~---- play fret five with vibrato  
 ---5/7--- play fret five, slide up to fret seven  
 ---7\5--- play fret seven, slide down to fret five  
 --8b(9)-- play fret eight, bend the string (at fret eight) to reach  
           the pitch of fret nine  
 --b(9)8-- play fret eight already bent to the pitch of fret nine,  
           unbending until it reaches the normal pitch of fret eight  
 ----h7--- hammer-on to fret seven  
 ----p5--- pull-off to fret five  
 ---/7---- slide up to fret 7 (the starting fret of the slide is  
           undefined, judge by ear)  
 ---15\--- play fret 15, slide down (the ending fret of the slide is  
           undefined, judge by ear)  
 ---0h3--- play the open string and immediately hammer-on to fret  
           three  
 ---7p5--- play fret seven and immediately pull-off to fret five

### **Maxwell's silver hammer**

[D]Joan was quizzical, [B7]studied pataphysical [Em]science in the home,

[A7]late night all alone with a test tube, [D]oh, oh, oh, [A]oh.  
 [D]Maxwell Edison, [B7]majoring in medicine, [Em]calls her on the phone.  
 [A7]Can I take you out to the pictures, [D]Jo-o-o-o[A]an?  
 But, [E7]as she's getting ready to go, a [A7]knock comes from the door:

{soc}  
 [D]Bang! Bang! Maxwell's silver hammer came [E7]down upon her head.  
 [A7]Clang! Clang! Maxwell's silver hammer made [Em]sure that [A7]she was [D]dead.  
 {eoc}

Back in school again, Maxwell plays the fool again, teacher gets annoyed.  
 Wishing to avoid an unpleasant sce-e-e-ene.  
 She tells Max to stay when the class has gone away,  
 so he waits behind. Writing fifty times "I must not be so-o-o-o.  
 But, when she turns her back on the boy, he creeps up from behind:

{c:Chorus}

P.C. thirtyone said "We've caught a dirty one.", Maxwell stands alone.  
 Painting testimonial pictures, oh, oh, oh, oh.  
 Rose and Valerie, screaming from the gallery, say he must go free.  
 The judge does not agree. And he tells them so-o-o-o.  
 But, as the words are leaving his lips, a noise came from behind:

{c:Chorus}

**Oh! Darling**

Chords used:

	E+	A	E	F#m	D	Bm7	E7	A7	F7	B7	Bb7
e	--o--	--o--	--o--	--2--	--2--	--2--	--o--	--o--	--1--	--2--	--4--
B	--1--	--2--	--o--	--2--	--3--	--3--	--o--	--2--	--1--	--o--	--3--
G	--1--	--2--	--1--	--2--	--2--	--2--	--1--	--o--	--2--	--2--	--3--
D	--2--	--2--	--2--	--4--	--o--	--2--	--o--	--2--	--1--	--1--	--3--
A	--x--	--0--	--2--	--x--	--x--	--2--	--2--	--o--	--x--	--2--	--x--
E	--x--	--x--	--o--	--x--	--x--	--x--	--o--	--x--	--x--	--x--	--x--

Verse:

E+    A                    E  
 Oh\_\_\_ darling please believe me  
 F#m                    D  
 I'll never do you no harm  
       Bm7                    E7  
 Be-lieve me when I tell you  
 Bm7            E7            A  
 I'll never do you no harm

Interlude:

A-D-A-E

E    A                    E  
 Oh\_\_\_ darling if you leave me  
 F#m                    D  
 I'll never make it alone  
 Bm7                    E7  
 Believe me when I beg you  
 Bm7                    A  
 Don't ever leave me alone

Interlude:

A-D-A-A7

Chorus:

A7            D                    F7  
 When you told me you didn't need me anymore  
 A  
 Well you know I nearly broke down and cried  
           B7  
 When you told me you didn't need me anymore  
           E7                    F7(5)                    E7    E+  
 Well you know I nearly fell down and died\_\_\_

E+ A                    E  
 Oh darling if you leave me  
 F#m                    D  
 I'll never make it alone  
       Bm7                    E7  
 Believe me when I tell you  
 Bm7            E7            A

I'll never do you no harm

Interlude:

A-D-A-A7

(Spoken) Believe me, darling

(repeat chorus)

E+ A                                  E  
 Oh darling please believe me  
 F#m                                        D  
 I'll never let you down

(spoken) oh believe me darling

Bm7                                        E7  
 Believe me when I tell you  
 Bm7                                        E7                                  A  
 I'll never do you no harm

End:

A-D-A-Bb7-A7

Notes: For the interludes, listen to the CD and you will easily get the rhythm and hear how to play it. The end is exactly the same, except you add the Bb7-A7 "goodbye" bit. Just hit these chords once. Again, listen to the CD and you can't miss it.

If you are having troubles with the chords (as some new guitar players surely will) you can simplify them by using barre chords (since they are all standard form). It will not sound nearly as good, but that's just a suggestion. Don't let chords like Bm7 or F#m sound hard. They aren't.

This is a great song, and it's pretty easy and fun to play. Singing it is a whole new ballgame though <grin>. Please send any questions, comments, or suggestions (possibly corrections) to [negcreep@juno.com](mailto:negcreep@juno.com)

## Octopus's Garden

By Richard Starkey

(opening lead)

```

-|-----12-----|-----12-----|
-|-----12-14p12-----|-----14p12-----10-11-|
-|-----9h11s13-----13s11-9-11b13-|-----9h11s13-----13s11--11-12-|
-|9h11-----|9h11-----14-----|
-|-----|-----|
-|-----|-----|
  1         2         3         4         1         2         3         4
    
```

```

-|-----|-----|
-|-----14-----|-----|
-|s13-----13s-9--9-11p9-|-----|
-|-----11p9-|-----|
-|-----11p9s7-7--9--9\7-7--|
-|-----|-----|
  1         2         3         4         1         2         3         4
    
```

### Verse 1

**E** I'd like to be **C#m** under the sea  
**A** In an Octopus's Garden in the shade. **B**

**E** He'd let us in, **C#m** knows where we've been,  
**A** In his Octopus's Garden in the shade. **B**

**C#m** I'd ask my friends to come and see **B**  
**A** An Octopus's Garden with me. **B**

**E** I'd like to be **C#m** under the sea  
**A** In an Octopus's Garden in the shade. **B7** **E**

### Verse 2

We would be warm (oo oo) below the storm (oo oo)  
 In our little hideaway beneath the waves. (ah ah ah ah ah ah ah)  
 Resting our head (oo oo) on the sea bed (oo oo)  
 In an Octopus's Garden near a cave. (ah ah ah ah ah ah ah)

We would sing and dance around  
 Because we know we can't be found.  
 (next 2 lines with harmony)  
 I'd like to be under the sea  
 In an Octopus's Garden in the shade.

(guitar lead)

| A | F#m | D | E | A | F#m | D E | A B | (same progression, a fourth higher)

```

          A                                F#m
e -----|-----14-----|-----|
B ---12-|-----|-----17-17-17-----17---17-17-----17-17-|
G -s13---|-----16b18-----18r16-14-14-16s|18-----16s18-----18-----|
  4         1         2         3         4         1         2         3         4
    
```

```

      D                      E
e|-19b21--17-17----19b21--17-|-17-----|
B|-----|-----17-17---17-17b19r17---|
G|-----|-----|
      1      2      3      4      1  2  3  4
    
```

```

      A                      F#m
e|-----16-----|-----|
B|-----|---17-17-17---17--17-17---17-17-|
G|-14-----14h16b18--18r16-14-16-|s18-----s18-----s18-----|
D|---14h16-----|-----|
      1  2          3      4      1      2          3          4
    
```

```

      D          E          A  B7
e|-19b21--19b21--21r19-17-17--19-|-17-----|
B|-----|-----|
G|-----|-----|
      1      2      3      4      1  2  3  4
    
```

{verse 3}

We would shout and swim about  
 The coral that lies beneath the waves.  
 Oh, what joy for every girl and boy  
 Knowing they're happy and they're safe.

We would be so happy, you and me.  
 No one there to tell us what to do.  
 I'd like to be under the sea

      A          B7          C#m  
 In an Octopus's Garden with you.

      A          B7          C#m  
 In an Octopus's Garden with you.

      A          B7          E   B7   E  
 In an Octopus's Garden with you.

\*\*\*\*\*

***I want you (She's so heavy)***

[guitar]

```

|-----1-----|-----1-----|-----1-----|-----1-----|-----1-----|
|-----3---3---|-----3---3---|-----3-----|-----2---2---|-----2---2---|
|---2-----2---|---2-----2---|---1-----|---1-----1-|---2---2---2-|
|-0-----|---3-----|---2-----|---2-----|---2-----|
|-----|-----|-----3-2-|-1-----|-0-----|
|-----|-----|-----|-----|-----|
    
```

[bass]

```

|-----|-----|-----|-----|-----|
|-----5---7-|-----|-----|-----|-----|
|-5-----7---|-8-----|-7-----3-2-|-1-----1-3-5-|-0-----8-7-|
|-----|-----|-----|-----|-----|
    
```

[bass]

Am C	D F	G	Dm F	C Bb
----- ----- -----	----- ----- -----	----- ----- -----	----- ----- -----	----- ----- -----
----- ----- -----	----- ----- -----	----- ----- -----	----- ----- -----	----- ----- -----
----- ----- -----	----- ----- -----	----- ----- -----	----- ----- -----	----- ----- -----
5--8-- ----- -----	5--8-- ----- -----	5--6--7-- -----	5--8-- ----- -----	5--6--7-- -----
5--8-- ----- -----	----- ----- -----	----- ----- -----	----- ----- -----	8--6-- -----
end of Am part			end of Dm part	

Dm	E7-9	Bb	
A+	F	Am	
	I want you	I want you so bad	I want you
Am	Dm7	F	G G#+ Am Am7
I want you so bad	it's driving me mad	it's driving me	mad
	Dm Dm7		Dm
I want you	You know I want you so bad babe.	I want you	
	C	Bb	E7-9
You know I want you so bad	it's driving me mad	it's driving me	mad

E7-9 = xx0101  
 A+ = xx3221  
 G#+ = xx2110

I Want You (She's So Heavy)  
 The Beatles

	----- ----- -----	-----6-----6-----	-----5-----
	-----3-----	0-----3-----6-----6-----	-----6-----6-----
12	-----2-----2-----	1-----4-----4-----7-----7-----	6  -----6-----6-----
--	0-----0-3-0-----0-3-0-----	-----0-3-----8-8-----7-----	-  -----7-----7-7-----
8	-----0-----0-----0-----	-----2-----	8  -----
	-----1-----	-----	-----
	_ _   _ _   _ _   _ _	_ _   _ _   _ _   _ _	_ _   .

	----- ----- -----	-----3-----	6  -----
12	----- ----- -----	----- ----- -----	6  -----
--	5-----0-----	-----3-2-1-----1-3-5-----	-  -----0-----0-----
8	-----0-----1-----3-----	0-----	8  -----
	.	.	.
	_	_ _	_ _
	.	.	.

	-----	-----	-----	-----
	-----	-----	-----6-----	-----
2	-----5-----	4   o-7 (9)-----	-----5-----7-----	7-5-----5-----7-----
-	-----7-----	-   o-----	-----7-----	-----7-----
4	-----	4   -----	-----	-----
	-----	-----	-----	-----
	;-		;-;-   _ _	_
	I want	you	I want you so	bad
	-----	-----	-----	-----
2	-----	4   o-----2-0-----	-----	-----2-0-----
-	-----	-   o-0-----3-----	0-----	0-----3-----
4	-----	4   -----	-----0-----	-----
		d.   = _	d.	d.   = _

|-----|-----|-----|



-----	-----	-----	-----
-8-6-----6-----	-----	-----	-0---6-6-6-6---6-
-----7-----7---	-5-----5--7--5---	2	-----
-----	-----7-----	-	-5--6---7-
-----	-----	4	-----
-----	-----		-----
_	_	_	_       ;_
bad	it's driving me mad	it's	driving me mad
-----	-----	-----	-----
-0-----	-----	2	-0--0---2-
-----	-3-----1-----	-	-----
-----	-----	4	-----
_	_	_	_
d	d	d	d

-----	-----	-----	-----
-6-6-----	-----6-6-6-6-6-6-	-6-----	-----
-7-7-----	-----7-7-7-7-7-7-	-7-----5--o	-----
-6-6-----	-----6-6-6-6-6-6-	-6-----7---o	-----
-7-7-----	-----7-7-7-7-7-7-	-7-----	-----
_	_   ;	_   ;   ;	_   ;
			I want
-----	-----	-----	-----o
-----7- (7) -5---	-----	-----	-----o
-0-4-2-1-0-7-----	-5-----	-0-0-0-0-0-0-0-0-0-	-0-----
_   _   _   _   =	=   _	_   _   _   _	_   _   _   _   d

-----	-----	-----	-----
2,3	-----	-----	-----4-4-----
-----	-----	-----	-----3-0-3-3-----
-6-----	-----	-----	-----3-3-----
-7-----5-----7---	12	-0---0-3-0-----0-3-0-	-----0-3-----3-3-----
-6-----	--	-0-----0-----0-----	-----2-----
-7-----	8	-----1-----	-----4-----
_   ;   ;	_   _   _   _	_   _   _   _	_   ;   ;   ;
She's so			heavy
-----	-----	-----	-----
-----	12	-0-----	-----0-----
-----	--	-----0-----	-----3-2-1---3-1-3---
-0-----	8	-----0-----1-----3-----	-0----- (0) -----
d	.   .   .	_	.   _   _   _   _

-1-----	-5-5-----5-5-- (5) ---	-7-----	-----
-2-----	-6-6---6-6---6-6-- (6) ---	-9-9-9-----	-----
6   -2-----	12   -7---7-7---7-5-5-5-5-5-5-	-7-7-7-----	-----
-   -3-----	--   -7---7---7---7-7-7-7-7-7-	-9-9-9-----	-----0-3--0---
8  -----	8  -----5-5-----	-7---7-----	-----
-----	-----	-----8-7-6-6-----	-----4-
d	_   _   _   _	_   _   _   _	_   _   _   _
She's so	heavy heavy heavy		
-----	-----	-----	-----



```

6 |-----3-| 12 |-0-----|-----0-|
- |-0-0-4-0-4-----| -- |-----0-|-----3-2-1----(1)-3---|
8 |-----| 8 |-----0-----1-----3-|-0----(0)-----|
  |_|_| |_|_|_| |. |. |. | |_| |. |_|_|

```

```

|-----| |-----|
|-2-----2-----| |-----|
6 |-2-----2-----| 2 |-----5---o|
- |-2-----3-----| - |-----7-----o|
8 |-0-0-4-0-----| 4 |-----|
  |-----| |-----|
  |_|_| |. ;_|_|
                    I want

```

```

|-----| |-----|
6 |-----2-----| 2 |-----o|
- |-0-4---0-----| - |-----o|
8 |-----| 4 |-----|
  |_|_| |.

```

### **Here comes the sun**

```

{title:Here Comes the Sun}
{st:George Harrison}
[G]Little darling,
It's been a l[C]ong, cold, lonely w[D7]inter.
[G]Little darling,
It feels like y[C]ears since it's been h[D7]ere.

```

```

[G]Here comes the sun.
[C]Here comes the s[A7]un,
And I say[G], it's all right.[C] [G] [C] [G] [D7] [G] [G7]

```

```

Little darling,
The smiles returning to their faces.
Little darling,
It feels like years since it's been here.

```

```

Here comes the sun.
Here comes the sun,
And I say, it's all right.

```

```

Little darling,
I feel that ice is slowly melting.
Little darling,
It feels like years since it's been clear.

```

```

Here comes the sun.
Here comes the sun,
And I say, it's all right.

```

```

#
# Submitted to the ftp.nevada.edu:/pub/guitar archives
# by Steve Putz
# 7 September 1992

```

### **Because**

Because Lennon-McCartney

Intro:

C#m D#m7-5 G#7 A C#m A7 A7(13) D D-5

C1:  
 C#m D#m7-5  
 Because the world is round, it turns me on

A C#m A7 A7(13)  
 Because the world is round

D D-5  
 ah

C2, same chord scheme  
 Because the wind is high, it blows my mind  
 Because the wind is high  
 ah

Bridge  
 D-5 F#  
 Love is old, love is new

G#7  
 Love is all, love is you

C3: same chord scheme than 1st  
 Because the sky is blue, it makes me cry  
 Because the sky, is blue

Ending:

D D-5  
 ah

C#m D#m7-5 G#7  
 ah ah

A C#m A7  
 Ah

A7(13) D D-5  
 Ah ah

**You never give me your money**

Date: Sat, 20 Jan 1996 05:20:56 -0600  
 From: cts@mail.utexas.edu (chris)

You Never Give Me Your Money  
 (Lennon/McCartney)  
 The Beatles  
 Abbey Road (1969)

Am7 Dm7(add9) Dm G7 Cadd9 C  
 |-----0--0--0--0--0--0--0-----0-----1--0-----  
 |-----1--1--1--1--1--1--1--1-----3-----3-----3--3--3--3--3--3-----1-----1-----

```

|-----0--0--0--0--0--0--0-----2--2--2--2--0--0--0--0--0--0--0-----0-----
|-----2--2--2--2--2--2-----0-----0-----3--3--3--3--3--3-----2-----
|-0-----2-----3-----
|-----3-----

```

```

Fmaj7          Dm          E          Am
|-----0--0--0--0--0--0--0-----0-----
|-----1--1--1--1--1--1--1--3--1--3--0-----1-----1-----
|-2--2--2--2--2--2--2--2--2-----1--1--2-----2-----2-----2-----2-----2-----
|-3-----0-----2--2--2--2--2--2--2--2-----2-----2-----2-----2-----
|-3-----2-----0-----
|-----0-----

```

Am7 Dm7(add9) Dm  
You never give me your mo ney  
G C  
You only give me your funny paper  
Fmaj7 Dm E  
And in the middle of negotiations  
Am  
You break down

Am7 Dm7(add9) Dm  
I never give you my num ber  
G C  
I only give you my situation  
Fmaj7 Dm E  
And in the middle of investigation  
Am C G7  
I break down

C E7  
Out of college, money spent  
Am C7  
See no future, pay no rent  
F G7  
All the money's gone  
C C7  
Nowhere to go

C E7  
Any jobber, got the sack  
Am C7  
Monday morning, turning back  
F G7  
Yellow lorry slow  
C C7  
Nowhere to go

Bb F  
But oh, that magic feeling  
C  
Nowhere to go  
Bb F  
Oh, that magic feeling

C  
Nowhere to go, nowhere to go

Bb F C  
Ah-----

Bb F C  
Ah-----

Bb F C  
Ah-----

D Eb G C A Eb C F# Eb A F# G G# A

B  
One sweet dream  
C D E7 A  
Pick up the bags and get in the limousine  
D7 G  
Soon we'll be away from here  
D7 G A  
step on the gas and wipe that tear away

here's the little riff:

B7 C G/B A  
One sweet dream came true today  
C G/B A  
came true today  
C G/B A  
came true today yes it did!  
C G/B A

```
-----5--
-----0-----
---0---0---0---2---
--2---0-----2-----
-3---2-----0-----
-----
```

C G/B  
One two three four five six seven  
A  
All good children go to heaven  
C G/B  
One two three four five six seven  
A  
All good children go to heaven...

All "odd" chords are in the intro I have tabbed out, so use that to find the fingerings.

transcribed by Chris Sears  
cts@mail.utexas.edu

**Sun King**

From uklier@idc.ac.il Fri Apr 18 10:27:15 1997  
 Date: Fri, 18 Apr 1997 17:22:05 +0300  
 From: udi klier <uklier@idc.ac.il>  
 To: guitar@olga.net  
 Subject: TAB: 'sun king' by 'The Beatles'

title: sun king  
 artist: The Beatles (Lennon and McCartney)  
 transcribed by Noam Klier

(each line represents 4 bars)

E  
 A E  
 A E  
 A6 A6 A6 A6 A6 A7 Amaj7 E

Dm ahhh (2 bars)

C Em Gm7 A  
 Here come the sun king

C Em Gm7 A  
 Here come the sun king

F D F D  
 Everybody's laughing Everybody's happy

C Em Gm7 F (notice the change)  
 Here come the sun king

A E here they sing in Italian.  
 A E understand me for not writing the words.  
 A E

This song turns immediatly to MEAN MR. MUSTARD with no break  
 in between.

## **Mean Mr. Mustard**

Date: Fri, 27 Oct 1995 22:54:43 +0100  
 From: Bren <brendan@omah.demon.co.uk>  
 Subject: Mean Mr Mustard.crd

Title: Mean Mr Mustard  
 Composers: Lennon & McCartney  
 >From the Abbey Road album

all corrections welcome!  
 Bren

E E7  
 Mean Mr Mustard sleeps in the park

E

Shaves in the dark, trying to save paper  
 B B7 C7 Db7 D7  
 Sleeps in a hole in the road  
 D D7 Db7 C7 B7 Saving up to buy his new clothes  
 B  
 Keeps a ten bob note up his nose  
 E C7 B7 E C7 B7  
 Such a mean old man, mean old man

E E7  
 His sister Pam works in a shop  
 E  
 She never stops she's a go-getter  
 B B7 C7 Db7 D7  
 Takes him out to look at the Queen  
 D7 Db7 C7 B7  
 Only place that he's ever been  
 Always shouts out something obscene  
 E C7 B7 E C7 B7  
 Such a dirty old man, dirty old man  
 B7 C7 Db7 D A E, D A E

[E] Mean Mr Mustard sleeps [E7] in the park

Shaves in the [E] dark, trying to save paper  
 [B] Sleeps in a hole in the road B7 C7 Db7 D7  
 Saving up to buy his new clothes D7 Db7 C7 B7  
 Keeps a ten bob note up his nose  
 Such a [E] mean old [C7 B7] man, [E] mean old [C7 B7] man  
 [E] His sister Pam works [E7] in a shop  
 She never [E] stops she's a go-getter  
 [B] Takes him out to look at the Queen B7 C7 Db7 D7  
 Only place that he's ever been D7 Db7 C7 B7  
 Always shouts out something obscene  
 Such a [E] dirty old [C7 B7] man, [E] dirty old [C7 B7]man  
 B7 C7 Db7 D A E, D A E

## **Polythene Pam**

From: KROHN <CZTH000@MUSICA.MCGILL.CA>  
 Subject: Re: REQ: Polythene Pam / Beatles  
 Date: Mon, 25 Apr 1994 16:50:58 GMT

In article <2p9atu\$36@news.acns.nwu.edu> mrizzo@merle.acns.nwu.edu (Michael Rizzo)  
 ) writes:

>In article <2p96f2\$j8@infa.central.susx.ac.uk>,  
 >Stephen Eglen <stephene@cogs.susx.ac.uk> wrote:  
 >>Does anyone have the tab and lyrics for Polythene Pam from the Abbey Road  
 >>album?  
 >>Cheers, Stephen Eglen.  
 >  
 >Come on, man. DAE!  
 >  
 > Come on, man, yourself; cut the guy some slack. The lyrics aren't

exactly a breeze for anyone outside of the UK (not even sure I've got 'em right), and there's a little more than DAE here.

According to Beatles Complete (Hal Leonard publishing, 1987 - a most questionable source):

## POLYTHENE PAM

(The Beatles)

D/E A E (x 2)

E D A E  
Well, you should see Polythene Pam  
D A E  
She's so good looking but she looks like a man  
G B  
Well, you should see her in drag, dressed in her polythene bag  
C D E  
Yes, you should see Polythene Pam.  
C D E  
Yeah, yeah, yeah

D/E A E (x 2)

Get a dose of her in jackboots and kilt  
She's killer diller when she's dressed to the hilt  
She's the kind of a girl that makes the News of the World  
Yes, you could say she was attractively built.  
Yeah, yeah, yeah

D/E A E (x2)

D A E (x 9?)

***She came in through the bathroom window***

From cts@mail.utexas.edu Sat Jan 20 05:17:40 1996

From: cts@mail.utexas.edu (chris)

Jan 20 1996

She Came in Through the Bathroom Window  
(Lennon/McCartney)  
The Beatles  
Abbey Road (1969)

A D  
She came in through the bathroom window  
A D  
Protected by a silver spoon  
A D  
But now she sucks her thumb and wonders  
A  
By the banks of her own lagoon  
Dm A  
Didn't anybody tell her?  
Dm  
Didn't anybody see?  
G7 C C/B  
Sunday's on the phone to Monday  
G7 C A  
Tuesday's on the phone to me

She said she'd always been a dancer D A  
 She worked in fifteen clubs a day D A  
 And though she thought I knew the answer D  
 Well, I knew but I could not say A

And so I quit the police department D A  
 And got myself a steady job D A  
 And though she tried her best to help me D  
 She could steal but she could not rob A

Didn't anybody tell her? Dm A  
 Didn't anybody see? Dm  
 Sunday's on the phone to Monday G7 C C/B  
 Tuesday's on the phone to me oh yea G7 C A

transcribed by Chris Sears  
[cts@mail.utexas.edu](mailto:cts@mail.utexas.edu)

[Geez, while I'm at it, here's She Came in through the Bathroom Window.  
 Same source:] ltrics corrected by Charlie\_Gibbs@mindlink.bc.ca

She came in through the bathroom window A D  
 protected by a silver spoon A F#m D  
 But now she sucks her thumb and wonders A F#m D  
 by the banks of her own lagoon D7 A

(A) Didn't anybody tell her? Dm  
 Didn't anybody see? A Dm  
 Sunday's on the phone to Monday G7 C  
 Tuesday's on the phone to me G7 C (go to 2/4 for the C)

She said she'd always been a dancer  
 Worked in fifteen clubs a day  
 And though I thought I knew the answer  
 Well, I knew but I could not say

So I quit the police department  
 and got myself a steady job



And though she tried her best to help me  
she could steal but she could not rob

Chorus

[Hope this isn't too far wrong]

Martin (Ted) Hermary  
Department of Sociology  
McGill University  
Montreal, Quebec, Canada  
e-mail: czth@musica.mcgill.ca

**Golden slumbers**

```
*****
*                               BEATLES                               *
*                               "Golden Slumbers"                       *
*                               transcribed by nhuebner@umich.edu         *
*                               *                                         *
*****
```

Words and Music by  
John Lennon &  
Paul McCartney

INTRO (one measure)  
(quietly)

```
-----
-----
0-----0-----0-----0-----
-----
3--0--3--0--3--0--3--0--
-----
1 & 2 & 3 & 4 &
```

-VERSE-

(quietly the 1st time, louder the 2nd time)  
Am7 Dm7  
Once, there was a way\_\_\_\_\_ to get back homeward  
G7 C  
Once, there was a way\_\_\_\_\_ to get back home  
Em Am Dm9  
Sleep pretty darling, do not cry,  
G7 C  
And I will sing a lullaby

-CHORUS-

(loudly)  
C F C  
Gold - en slumbers fill your eyes  
C F C  
Smiles awake you when you rise  
Em Am Dm9  
Sleep pretty darling, do not cry,  
G7 C  
And I will sing a lullaby

(Repeat VERSE)

HOW TO FINGER THE CHORDS:

```

Am7  Dm7  G7  C  Em  Am  Dm9  F
o o o      o      ooo      o o      o  ooo      o  o      o  o
||||*|      ||||**  |||||*  ||||*|  |||||  ||||*|  ||||*|  ||||**
||*|||      |||*||  |*|||  ||*|||  ||**||  ||**||  ||*||  |||*||
|||||      |||||  *|||  |*|||  |||||  |||||  |||||  ||**||

```

I like to strum the first verse with no pick and then use a pick for the chorus and the rest of the song. The end of this song leads directly into "Carry That Weight," with no break between the two songs.

```

##### Nathan Luke Huebner
##      ##      ##      # ### ##      ##      ##      nhuebner@umich.edu
## ### ## ### ##### ### ### ## ### ## ### ##
## ### ##      ##### ###      ##      ## ### ##
## ### ## ### ##### ### ### ## ### ## ### ##
#####

```

### Carry that weight

From cts@mail.utexas.edu Sat Jan 20 05:22:42 1996  
 Date: Sat, 20 Jan 1996 05:19:20 -0600  
 From: cts@mail.utexas.edu (chris)  
 Subject: Carry that Weight by The Beatles

Carry that Weight  
 (Lennon/McCartney)  
 The Beatles  
 Abbey Road (1969)

```

C          G
Boy, you're gonna to carry that weight
          C
carry that weight a long time.
          G
Boy, you're gonna to carry that weight
          C          C/B
carry that weight a long time.

```

Am7 Dm7(add9) Dm G Csus4 C Fmaj7 Dm E7 Am

```

          Dm7(add9) Dm G
I never give you my pil low
          Csus4 C Fmaj7
I only send you my invitations
          Dm E7
And in the middle of the celebrations
Am G C G
I break down

```

```

C          G
Boy, you're gonna to carry that weight
          C
carry that weight a long time.
          G
Boy, you're gonna to carry that weight
          C          G/B A
carry that weight a long time.

```

C G/B A

Dm (add9)

-0-  
-3-  
-2-  
-0-  
---  
---

transcribed by Chris Sears  
cts@mail.utexas.edu

### Golden Slumbers - Carry That Weight - The End

Am7 Dm Dsus2 D5 Dsus4 Dm7  
Once, there was a way to get back homeward  
G7 C  
Once, there was a way to get back home  
E Am D9  
Sleep pretty darling, do not cry  
G7 C  
And I will sing a lullaby

C/G F C/G  
Golden slumbers fill your eyes  
C/G F C  
Smiles awake you when you rise  
E Am D9  
Sleep pretty darling, do not cry  
G7 C  
And I will sing a lullaby

Once, there was a way to get back homeward  
Once, there was a way to get back home  
Sleep pretty darling, do not cry  
And I will sing a lullaby...

C G7  
Boy, you're gonna to carry that weight  
C  
Carry that weight a long time  
G  
Boy, you're gonna to carry that weight  
C C/B  
Carry that weight a long time...

\*Interlude\* Am7 D7sus4 Dm7  
G7 Csus4 C C7 C  
Fmaj7 Dm E7 Am

Am7 D7sus4 Dm7  
I never give you my pil-low  
G7 Csus4 C C7 C  
I only send you my in-vi-ta-tions  
Fmaj7 Dm E7

And in the middle of the ce-le-bration

Am G G7

I break-down

Boy, you're gonna to carry that weight  
Carry that weight a long time  
Boy, you're gonna to carry that weight  
Carry that weight a long time...

\*Solo\* C C/B A (x2) A D B E  
A (C#,D,D#,E,F,F#,D,C) A

A D B E  
Oh, yeah... all right  
A (C#,D, D#,E, F, F#, D,C) A  
Are you gonna be in my dreams tonight

\*Drum break\*

\*Solo\* A7 D7 (x2)

A7 D7  
(Love you, love you)  
(Love you, love you)  
(Love you, love you)  
(Love you, love you)  
(Love you, love you)  
(Love you, love you)  
(Love you, love you)  
(Love you, love you)  
(Love you, love you)  
(Love you, love you)  
(Love you, love you)  
(Love you, love you)  
(Love you, love you)  
(Love you, love you)  
(Love you, love you)...

A  
And in the end  
G  
The love you take  
F F/E  
Is equal to  
Dm G C Am7 Eb F C  
The love you make...

Copyright 1969 Northern Lights, Ltd.  
By Lennon and McCartney  
Abbey Road

I'm attempting to avoid being anal about chord positions. Much of the song is on piano with an orchestra back-up, and there are many more subtle changes that I glossed over. I tabbed out an alternate version of the bridge if you just want to play bass notes. Bass notes are in parenthesis ( ). The Beatles shift the pitch up after the drum break, so the only way to play along with the CD is to retune to the CD, or just sound flat (or not play along with the CD).

Chords:

Am7 Dm Dsus2 D5 Dsus4 Dm7 G7 D9  
e |--3--1----0-----3----1--3--0--  
B |--1--3----3---3----3----1--0--1--  
G |--0--2----2---2----2----2--0--2--  
D |--2--0----0---0----0----0--3--0--  
A |--0--0-----0-----0--2-----

```

E |-----3-----
      C/G F C/B D7sus4 C7 Fmaj7 A7 D7 F/E
e |-0--1--0----3----0--0----0--2-----
B |-1--1--1----1----1--1----2--1--1--
G |-0--2--0----2----3--2----0--2--2--
D |-2--3--0----0----2--3----2--0--3--
A |-3--3--2-----3--0----0--0--3--
E |-3--1-----0--
    
```

Bridge during 1st solo:

```

      A (C#,D,D#,E,F,F#,D,C) A
e |-----
B |-----
G |-----2--
D |-----2--
A |-----4-5-6-7-8--9----5-3-0--
E |-5---5-7-8-9-10-11---10-----
    
```

Alternate bridge during 1st solo:

```

      A (C#,D,D#,E,F,F#,D,C) A
e |-----
B |-----
G |-----2--
D |-----0-1-2-3-4-----2--
A |-0---4-----5-3--0--
E |-----
    
```

```

*****
Notes on my "tabbing" method: *
*
*I have tried to simplify the communication of each song *
the best I could. So, I'll generally only put chords on *
the first verse and first chorus. If you see any chords *
after this it is because there is some variation from the *
original pattern, a bridge, or a solo. *
*
*I make every effort to include tablature for guitar riffs, *
intros, outros, and any other bits that might best help *
express the song. I don't generally include solos unless *
they are essential to the expression of the song. *
*
*I will annotate any out of the ordinary chords, but any *
regular chords that you don't know can be found on the *
chord chart which is linked to the Songs page. *
*
*****
    
```

I welcome questions, comments, corrections, etc...

michael@cosmic-kitchen.com  
<http://www.cosmic-kitchen.com>

**Her Majesty**

D E7 D  
Her Majesty's a pretty nice girl but she doesn't have a lot to say  
D E A  
Her Majesty's a pretty nice girl but she changes from day to day  
Bm D G  
I wanna tell her that I love her a lot but I gotta get a belly fulla wine  
Em/G D B7 Em7 A D  
Her Majesty's a pretty nice girl some day I'm gonna make her mine  
B7 Em7 A7 D  
oh yeah, some day I'm gonna make her mine

## Hey Jude

11 May 1979 UK (Parlophone)



## Can't buy me love

Received: from animal-farm.nevada.edu by redrock.nevada.edu (5.65c/M1.4)  
 with SMTP id <AA04497>; Mon, 6 Sep 1993 01:01:24 -0700  
 Received: from inet-gw-2.pa.dec.com by animal-farm.nevada.edu id <AA05380@animal-farm.nevada.edu>; Mon, 6 Sep 1993 01:01:22 -0700  
 Received: by inet-gw-2.pa.dec.com; id AA28698; Mon, 6 Sep 93 01:01:16 -0700  
 Received: by vbormc.vbo.dec.com; id AA29162; Mon, 6 Sep 93 10:00:43 +0200  
 Message-Id: <9309060800.AA29162@vbormc.vbo.dec.com>  
 Received: from untvc2.enet; by vbormc.enet; Mon, 6 Sep 93 10:00:45 MET DST  
 Date: Mon, 6 Sep 93 10:00:45 MET DST  
 From: Ludwig Alberter <ludwig@untvc2.enet.dec.com>  
 To: 51.310.."jamesb@nevada.edu"@vbormc.vbo.dec.com@animal-farm.nevada.edu  
 Apparently-To: jamesb@animal-farm.nevada.edu  
 Subject: Beatles/CantBuyMeLove.chopro

{title:Can't Buy Me Love}  
 {subtitle:Lennon/McCartney}

{c:Intro:}

Can't buy me l[G#m]ove [C#m], l[G#m]ove [C#m], can't buy me  
 l[F#m7]o-----v[B7]e.

I'll [E]buy you a diamond ring my friend, if it [E7]makes you feel alright.  
 I'll [A7]get you anything my friend, if it [E]makes you feel alright.  
 For [B7]I don't care too [A7]much for money, for [B7]money can't [A7]buy me [E]love.

I'll give you all I've got to give, if you say you love me too.  
 I may not have a lot to give but what I've got I give to you.  
 For I don't care too much for money, for money can't buy me love.

{soc}  
 Can't buy me l[G#m]ove [C#m], e[A7]v'rybody tells me so.  
 [E] Can't buy me l[G#m]ove [C#m], [F#m7]no, no, no, [B7]no.  
 {eoc}

Say you don't need no diamond ring and I'll be satisfied.  
 Tell me that you want those kind of things that money just can't buy.  
 For I don't care too much for money, for money can't buy me love.

{c:repeat Intro}

## ***I should have known better***

From: campo@calspan.com (Jim Campobello)

I Should Have Known Better  
Lennon/McCartney

(harmonica intro)

C G7 C G7 C G7 C G7

C G7 C G7 C G7 C G7  
I - - - - - should have known better with a girl like you,

C G7 Am  
That I would love everything that you do,

F G7 C G7 C G7  
And I do, hey, hey, hey, and I do. Whoa, ooh

C G7 C G7 C G7 C G7  
I - - - - - never realized what a kiss could be,

C G7 Am  
This could only happen to me,

F E7 Am  
Can't you see, can't you see?

F C E7 Am  
That when I tell you that I love you, oh,

F C F  
You're gonna say you love me too - oo - oo - oo - oo, oho,

G7 C Am F G7 C G7 C  
And when I ask you to be mine, you're gonna say you love me too.

G7 C G7 C G7 C G7 C G7  
So - o - o, I - - - - - should have realized a lot of things before,

C G7 Am  
If this is love you've gotta give me more,

F G7 C G7 C G7  
Give me more, hey, hey, hey, give me more.

(Guitar solo)

C G7 C G7 C G7 C G7

C G7 Am F G7 C G7 C G7

C G7 C G7 C G7 C G7  
I - - - - - never realized what a kiss could be,

C G7 Am  
This could only happen to me,

F E7 Am



Can't you see, can't you see?

F C E7 Am  
That when I tell you that I love you, oh,

F C F  
You're gonna say you love me too - oo - oo - oo - oo, oho,

G7 C Am F G7 C G7 C  
And when I ask you to be mine, you're gonna say you love me too.

G7 C G7 C G7 C G7 C  
You love me too, you love me too.

## Paperback Writer

opening vocal on guitar

```
E|-----2-3-----| (3)-----3-----| -7/------3-----| -3/------0----0-|
B|-5-----3-5-----| -5----(5)3-----| -8-----3-----| -3-----3----3-|
G|-5-----5-----| -4----5-4-----| -7-----5-----| -5-----5-or-5-|
D|-----|-----| -9-----7-----| -7-----7----5-|
A|-----|-----|-----|-----|-----0-|
E|-----|-----|-----|-----|-----|
  ^   ^   ^   ^   ^   ^   ^   ^   ^   ^   ^   ^   ^   ^   ^
```

{opening riff}

```
e|-----|-----|
B|-----|-----|
G|-----4---|-----4---|
D|-----5---3---|-----3---|
A|---3h5-----|---3---3h5-----|
E|-3-----3---|---3---3---|
  ^   ^   ^   ^   ^   ^   ^   ^
```

G7

Dear Sir or Madam, will you read my book?  
It took me years to write, will you take a look  
It's based on a novel by a man named Lear

C

And I need a job so I want to be a paperback writer

G7

Paperback writer

G7

It's a dirty story of a dirty man  
And his clinging wife doesn't understand  
His son is working for the Daily Mail

C

It's a steady job but he wants to be a paperback writer

G7

Paperback writer

G7

It's a thousand pages, give or take a few  
I'll be writing more in a week or two  
I can make it longer if you like the style

C

I can change it 'round and I want to be a paperback writer

G7

Paperback writer

G7

If you really like it you can have the rights  
It could make a milion for you overnight  
If you must return it you can send it here

C

But I need a break and I want to be a paperback writer

G7

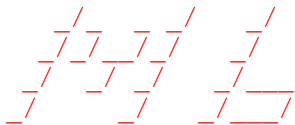
Paperback writer

G7

Paperback writer...

And I'll send this to Nevada, too :-)

--



Mikko T. Laaninen  
e-mail: mikel@freenet.hut.fi  
phone: +358-0-557266 (\_Don't\_use\_this\_please\_)  
Any opinions expressed herein are probably mine.

## Rain

From 9605705J@bunyip.ph.rmit.edu.au Fri Mar 21 11:36:40 1997  
Date: Fri, 14 Mar 1997 13:01:01 EST-10ESUT  
From: MENDE JOVESKI <9605705J@bunyip.ph.rmit.edu.au>  
To: guitar@nevada.edu  
Subject: CRD: Rain - The Beatles

RAIN - The Beatles (Lennon/McCartney) - this one's sung by John

ALBUMS: Hey Jude (1970) & Past Masters Volume 2

This is the first Beatles song to feature 'backward vocals' and it's the first Beatles song that doesn't mention anything about love. It was recorded at a higher speed and then slowed down and it was issued as the double A side single with "Paperback W

Here comes...

G C D G  
If the Rain comes they run and hide their heads  
C D G  
They might as well be dead  
C  
If the Rain comes  
G  
If the Rain comes  
C D G  
When the sun shines they slip into the shade  
C D G  
And sip their lemonade  
C

When the sun shines  
           G  
 When the sun shines  
           C9  
 Raaaaaaaaain  
           G  
 I don't mind  
           C9  
 Shiiiiiiiine  
                   G  
 The weather's fine

I can show you that when it starts to rain  
 Everything's the same  
 I can show you  
 Raaaaaaaaain  
 I don't mind  
 Shiiiiiiiine  
 The weather's fine

Can you hear me that when it rains and shines?  
 It's just a state of mind  
 Can you hear me?  
 Raaaaaaaaain  
 I don't mind  
 Shiiiiiiiine  
 The weather's fine

Chords used:

C      x32010  
 C9    x32030  
 D      xx0232  
 G      320033

Any corrections, additions, or if you want to talk about the Beatles, I'm here,

Mende Joveski

9605705j@bunyip.ph.rmit.edu.au  
 From mallums@tiger.lsuiss.ocs.lsu.edu Fri May 16 08:18:32 1997  
 Date: Wed, 7 May 1997 12:56:08 -0500 (CDT)  
 From: Skip Allums <mallums@tiger.lsuiss.ocs.lsu.edu>  
 To: guitar@olga.net  
 Subject: Crd Pro. "Rain" by The Beatles

transcribed by me and me only.

RAIN  
 by  
 The Beatles

this is an acoustive version. if you want the sound of the actual song,  
 just use power chords and lots of distortion!

G

verse:

```

G           C           D           G
when the rain comes we run and hide our heads
  C           D           G
we might as well be dead
  C
when the rain comessss
  G
when the rraainnn comess

           C           D           G
when the sun shines we slip into the shade
  C           D           G
and sip our lemonade
  C
when the sun shinesss
  G
when the suuunnn shiness
    
```

chorus:

```

G (single strums)C / /
rrraaaaaiiiinnnnn
  G
i don't mind
G / / C / /
shhhhiiiiiiiiinnnnnnee
  G
the weather's fine
    
```

(repeat same pattern fer each part.)

hope this helps!

Skip Allums... Protector of the Pink Jelly Beans, Founder of the OOTI (Organization Of the Truly Insane), and President of Skipland.

"Gloria in Vanillum" (glory be to vanilla)

"qui me amat, amat et canem meam" (love me, love my dog)

mallums@tiger.lsu.edu

## Lady Madonna

You got two basic riffs in the song:

Riff 1:

```

E|-----|
B|-----|
G|-----2---|
D|-----0---0---3-4---|
A|-0---0---3---4-----|
E|-----|
  ^           ^           ^           ^
    
```

Riff 2:

```

E|-----|-----|
B|-----|-----|
G|-----|-----|
D|-----0---0---2---2---|-3---3---5---5---7-----|
A|-0---0---3---4-----|------0---0---0---|
E|-----|-----|
  ^           ^           ^           ^           ^           ^           ^           ^
    
```

Verse 1:

(Riff 1) (Riff 1)  
 A D A D  
 Lady Madonna Children at your feet

(Riff 2)  
 A D F G A  
 Wonder how you manage to make ends meet

(Riff 1) (Riff 1)  
 A D A D  
 Who finds the money When you pay the rent

(Riff 2)  
 A D F G A  
 Did you think that money was hea-ven sent?

Chorus:

Dm7 G7  
 Friday night arrives without a suitcase  
 C Am7  
 Sunday evening creeping like a nun  
 Dm7 G7  
 Monday's child has learned to tie his bootlace  
 C Bm7 E7sus4 E7  
 See how they run\_\_\_\_\_un

{vocals on guitar}

C	Bm7	E7sus4	E7	
E -0-----2--2---0-----	(0)-----			
B -5-----3--0---0-----	(0)-----	John	E	F# F# D D
G -5-----2--2---7-----	(7)-----	Paul	E	D B E
D -----7-----6-----		John?	C	D D B B
A -----		George	C	A A A G#
E -----				
^	^	^	^	
See	how they	run_____un		

Verse 2:

(Riff 1) (Riff 1)  
 A D A D  
 Lady Madonna Baby at your breast

(Riff 2)  
 A D F G A  
 Wonder how you manage to feed the rest

Instrumental Break:

(Riff 1) (Riff 1)  
 A D A D  
 (Riff 2)  
 A D F G A

Sax Solo:

Dm7 G7 C Am7 Dm7 G7

C Bm7 E7sus4 E7  
See how they run\_\_\_un

Verse 3:

(Riff 1) (Riff 1)  
A D A D  
Lady Madonna Lying on the bed

(Riff 2)  
A D F G A  
Listen to the music playing in your head

Instrumental Break:

(Riff 1) (Riff 1)  
A D A D  
(Riff 2)  
A D F G A

Chorus:

Dm7 G7  
Tuesday afternoon is never-ending  
C Am7  
Wednesday morning papers didn't come  
Dm7 G7  
Thursday night your stockings needed mending  
C Bm7 E7sus4 E7  
See how they run\_\_\_un

Coda:

(Riff 1) (Riff 1)  
A D A D  
Lady Madonna Children at your feet

(Riff 2)  
A D F G A  
Wonder how you manage to make ends meet

A G/B Cm G/B A

A G/B Cm G/B A

{piano ending on guitar}

A Bm7 Cm G/B A  
e|-5---5-----5-----|-5---5-----5-----|5-----5---5---5---|  
B|-2---2-----2-----|-3---3-----3-----|4-----3---2-----|  
G|-2---2-----2-----|-4---4-----4-----|---3---4---2-or-3h4-|  
D|-----|-----|----- (7)---|  
A|-0---0-----|-2---2-----|3---3---2---0---0---|  
E|-----|-----|-----|  
^ ^ ^ ^ ^ ^ ^ ^ ^ ^ ^ ^

**Revolution**

See "Revolution 1" in the album "The Beatles" aka "The White Album"

**Hey Jude**

Date: Sat, 20 Jan 1996 05:13:34 -0600

From: cts@mail.utexas.edu (chris)

Hey Jude  
 (Lennon/McCartney)  
 Beatles  
 Past Masters Vol. 2

F C  
 Hey Jude dont make it bad  
 F C7 C7sus4 C7 F  
 take a sad song and make it better  
 Bb F  
 Remember to let her into your heart  
 C F  
 and then you can start to make it better

F C  
 Hey Jude dont be afraid  
 F C7 C7sus4 C7 F  
 you were made to go out and get her  
 Bb F  
 The minute you let her under your skin  
 C F Fmaj7 F7  
 then you begin to make it better

Bb Bb/A Gm  
 And anytime you feel the pain hey jude refrain  
 Gm7 C/E C F Fmaj7 F7  
 dont carry the world upon your shoulders  
 Bb Bb/A Gm  
 For well you know that its a fool who plays it cool  
 Gm7 C/E C F  
 by making his world a little colder

F6 F7 C Csus4 CaddG C F C7  
 Da da da da da Da da da da

F C  
 Hey Jude dont let me down  
 F C7 C7sus4 C7 F  
 You have found her now go and get her  
 Bb F  
 Remember to let her into you heart  
 C F Fmaj7 F7  
 then you can start to make it better

Bb Bb/A Gm  
 So let it out and let it in hey Jude begin  
 Gm7 C/E C F Fmaj7 F7  
 your waiting for someone to perform with  
 Bb Bb/A Gm  
 And dont you know that its just you hey jude you'll do  
 Gm7 C/E C F

The movement you need is on your shoulders

F6 F7 C Csus4 CaddG C F C7  
Da da da da da da da da da da

F C  
Hey Jude dont make it bad  
F C7 C7sus4 C7 F  
take a sad song and make it better  
Bb F  
Remember to let her under your skin  
C F  
and then you'll begin to make it better

F Eb  
Na na na na na na na  
Bb  
Na na na na  
F  
Hey Jude (Repeat and fade)

C7	C7sus4	Fmaj7	F7	Bb/A	Gm7	C/E	F6	Csus4	CaddG
-0-	-1-	-0-	-1-	-x-	-3-	-0-	-1-	-1-	-3-
-1-	-1-	-1-	-1-	-3-	-3-	-1-	-3-	-1-	-1-
-3-	-3-	-2-	-2-	-3-	-3-	-0-	-2-	-0-	-0-
-2-	-2-	-3-	-1-	-3-	-3-	-2-	-3-	-2-	-2-
-3-	-3-	-3-	-3-	-0-	-5-	-3-	-x-	-3-	-3-
---	---	---	-1-	---	-3-	-0-	-1-	---	---

transcribed by Chris Sears  
cts@mail.utexas.edu

## Old brown shoe

From mau@beatles.cselt.stet.it Sun May 4 10:27:38 1997  
Date: Tue, 18 Mar 1997 11:25:20 +0100 (MET)  
From: Maurizio Codogno <mau@beatles.cselt.stet.it>  
To: guitar@olga.net  
Subject: PRO: Old Brown Shoe (Beatles)  
Newsgroups: rec.music.makers.guitar.tablature,alt.guitar.tab  
Followup-To: rec.music.makers.guitar.tablature

I did not find it on OLGA :-) Share & enjoy, .mau.

```
#
{new_song}
{t: Old Brown Shoe}
{st: Beatles}
{define: F#o base-fret 2 frets 0 1 2 0 2 0}
[C7]
I want a [C7]love that's right, but right is only half of what's wrong
I want a [Dm7]short-haired girl who sometimes wears it twice as long
Now I'm [F7]stepping out this old brown shoe
[Ab] Baby I'm in love with you
I'm [F7]so glad you came here,
it [E7]won't be the same now I'm [Am]telling you
```

You know, you pick me up from where some tried to drag me down



And when I see your smile replacing every thoughtless frown  
 So escaping from this zoo  
 Baby I'm in love with you  
 I'm so glad you came here  
 It won't be the same now when I'm with you

{soc}

[G] If I grow up I'll be a singer  
 Wearing rings on [F]ev'ry finger  
 [G] Not worrying what they or you'll say  
 I'll live and love and [F]maybe someday  
 [F#o]Who knows baby you may comfort [G7]me...  
 {eoc}

{ci: instrumental on verse}

{soc}

I may appear to be imperfect  
 My love is something you can't reject  
 I'm changing faster than the weather  
 If you and me should get together  
 Who knows baby you may comfort me...  
 {eoc}

I know my love is yours to miss that love is something I'd hate  
 I'll make an early start I'm making sure that I'm not late  
 For sweet top lip I'm in the queue  
 Baby I'm in love with you  
 I'm so glad you came here, it won't be the same now when I'm with you  
 I'm so glad you came here, it won't be the same now when I'm with you  
 I'm so glad you came here, it won't be the same now when I'm with you  
 [C7]

## Don't let me down

From: Paul Zimmerman <AUDSM@ASUVM.INRE.ASU.EDU>  
 Subject: CRD: Don't Let Me Down - Beatles

Don't Let Me Down  
 The Beatles

CHORUS 4/4 time

E	F#m	F#m7	Amaj7/B	E	
Don't let me	down		Don't let me down		Don't let me
F#m	F#m7	Amaj7/B	Esus4	E	
down		Don't let me down			

Verse 5/4 time

E	F#m7	F#m/B
Nobody ever loved me like she does	oo she does	yes she
E Esus4 E	F#m	
does	And if somebody ever loved me like she do me	oo she
	F#m/B E Esus4	
do me,	yes she does	

CHORUS

And from the first time that she really done me oo she done me, she done me  
good. I guess nobody ever really done me, oo she done me, she does me good

CHORUS

BRIDGE 4/4 time

E B  
I'm in love for the first time Don't you know it's gonna last.  
B7 E  
It's a love that lasts forever, It's a love that had no past

CHORUS

### **The ballad of John and Yoko**

Return-Path: <ppalmer@ironwood.cray.com>  
Date: Tue, 30 Aug 1994 22:58:09 +0600  
To: guitar@nevada.edu  
Subject: b/beatles/ballad\_of\_john\_and\_yoko.crd

Ballad Of John And Yoko  
The BEATLES  
>From the album "Hey Jude"

-----  
Bass riff:

E and E7 A  
-----  
-----2-4-2-----  
-----2-4-2 -0---4-----  
0---4-----

E  
Standing in the dock at Southampton

Trying to get to Holland Or France  
E7

The Man In the Mac said

You gotta go back

you know they didnt even give us a chance

A  
you know it aint easy

E  
you know how hard it can be

B7  
the way things are going ...

E  
theyre gonna crucify me.

Finally made the plane into paris  
honeymooning down by the seine  
peter brown called to say  
you can make it ok  
you can get married in gibraltar near spain ..

you know it aint easy.... etc

Drove from paris to the amsterdam hilton  
talking in our beds for a week  
the newspapers said  
whatre you doing in bed  
i said we're only trying to get us some peace ...

you know it aint easy...etc

A  
saving all your money for a rainy day  
giving all your clothes to charity

B7  
last nite the wife said  
oh boy when youre dead

B  
You dont take nothing with you but your soul

E  
Think!

From: Harlan L Thompson <harlant@uhunix.uhcc.Hawaii.Edu>

[final two verses corrected]


Made a lightning trip to Vienna  
Eating chocolate cake in a bag  
The newspapers said, "She's gone to his head  
They look just like two gurus in drag" ...CHORUS

Caught the early plane back to London  
Fifty acorns tied in a sack  
The men from the press say "We wish you success  
It's good to have the both of you back"...CHORUS

(from Past Masters 2, originally released as a single in 1969)  
(sent by Harlan at harlant@hawaii.edu)

**Let it be**

08 May 1970 UK (Apple/Parlophone)

**Two of us**

Date: Sun, 28 Jan 1996 21:56:24 -0600  
 From: cts@mail.utexas.edu (chris)  
 Subject: Two of us (my last posting had errors)

Two of Us  
 (Lennon/McCartney)  
 The Beatles  
 Let It Be (1970)

G  
 Two of us riding nowhere  
                                   Cadd9    Bm    Am7  
 Spending someone's hard earned pay.  
 G  
 You and me Sunday driving, not arriving  
 Cadd9 Bm Am7          G    G\D    Cadd9 D  
 On our way back home  
                                   Cadd9    G    G\D    Cadd9 D  
 We're on our way home  
                                   Cadd9    G    G\D    Cadd9  
 We're on our way home  
                                   Cadd9    G  
 We're going home.

G  
 Two of us sending postcards  
                                   Cadd9    Bm Am7  
 Writing letters on my wall  
 G  
 You and me burning matches, lifting latches  
 Cadd9 Bm Am7          G    G\D    Cadd9 D  
 On our way back home  
                                   Cadd9    G    G\D    Cadd9 D  
 We're on our way home  
                                   Cadd9    G    G\D    Cadd9  
 We're on our way home

Cadd9 G  
We're going home.

Bb Dm  
You and I have memories  
Gm Am Am7 D  
Longer than the road that stretches out ahead

G  
Two of us wearing raincoats  
Cadd9 Bm Am7  
Standing solo in the sun.  
G  
You and me chasing paper, getting nowhere  
Cadd9 Bm Am7 G G/D Cadd9 D  
On our way back home  
Cadd9 G G/D Cadd9 D  
We're on our way home  
Cadd9 G G/D Cadd9  
We're on our way home  
Cadd9 G  
We're going home.

Bb Dm  
You and I have memories  
Gm Am Am7 D  
Longer than the road that stretches out ahead

G  
Two of us wearing raincoats  
Cadd9 Bm Am7  
Standing solo in the sun.  
G  
You and me chasing paper, getting nowhere  
Cadd9 Bm Am7 G G/D Cadd9 D  
On our way back home  
D Cadd9 G G/D Cadd9 D  
We're on our way home  
D Cadd9 G G/D Cadd9  
We're on our way home  
Cadd G  
We're going home.

[we're going home, better believe it, goodbye]

transcribed by Chris Sears  
cts@mail.utexas.edu

## ***Dig a pony***

From  
uunet!haven.umd.edu!darwin.sura.net!mips!sdd.hp.com!decwrl!pa.dec.com!oct17.dfe.dec.com!r  
yn.mro4.dec.com!elwood.enet.dec.com!hertzberg Fri Aug 21 10:34:55 PDT 1992  
Article: 1719 of alt.guitar.tab  
Newsgroups: alt.guitar.tab  
Path:  
nevada.edu!uunet!haven.umd.edu!darwin.sura.net!mips!sdd.hp.com!decwrl!pa.dec.com!oct17.df  
e.dec.com!ryn.mro4.dec.com!elwood.enet.dec.com!hertzberg  
From: hertzberg@elwood.enet.dec.com (Marc Hertzberg (History: Love It Or Leave It))

Subject: TAB: I Dig A Pony  
 Message-ID: <1992Aug19.181740.13210@ryn.mro4.dec.com>  
 Lines: 197  
 Sender: news@ryn.mro4.dec.com (USENET News System)  
 Reply-To: hertzberg@elwood.enet.dec.com (Marc Hertzberg (History: Love It Or Leave It))  
 Organization: Digital Equipment Corporation  
 Date: Wed, 19 Aug 1992 18:17:40 GMT

Cut me some slack on these lyrics, will ya, folks? ;^)

Marc

I Dig A Pony  
 (Lennon/McCartney)

False start:

A-one-two-three HOLD IT!

```

-|-----
-|-----
-|-----
-|-----
-|-----
-|-----
-|-----3--
    
```

Intro (also use as ending):

G D

```

-|-----
-|-----
-|-----4--7--4--
-|-----2--5--2--4--7--
-|-----2--5--5--
-|--3--
    
```

A

```

-|-----
-|-----
-|-----2--
-|--5--5--5--2--h3--h4--4--2--2--
-|--0--0--0--3--h4--3--h4--
-|-----
    
```

(repeat)

Verse:

I dig a pony

A F#m

```

-|--5--5--5--5--5--5--5--2--
-|--2--2h3--2--2h3--2--2h3--2--
-|--2--2--2--2--2--2--2--2--
-|--2--2h4--2--2h4--2--2h4--2--4--
-|--0--0--0--0--0--0--0--4--
-|-----2--
    
```

Well you can celebrate any thing you want (\*) yes

Bm G

```

-|-----3--5--5/7--5--
    
```

```

-|-----
-|-----4--5--5/7--5--
-|--2h4--2-----
-|-----4-----2-----
-|-----

```

You can celebrate any thing you want oh

```

      Bm          G          E7          A
-|--3-----2-----3-----0--2--4--5--7--8--9-----
-|-----
-|--4-----4-----4-----1--2--4--6--7--8--9-----
-|-----
-|-----
-|-----

```

A F#m  
I do a roadhog

Bm G  
Well you can penetrate any place you go

Bm G  
Yes you can penetrate any place you go

I told you so

```

      E7
-|--9--7-----4---2--0----
-|-----
-|--9--7-----4---2--1----
-|-----
-|-----
-|-----

```

All I want is you

```

      G          D          A
-|-----
-|-----
-|-----
-|-----2-----
-|-----2--5-----5--5--5--5-----2--h3--h4-----4--2-----2--
-|--3-----2--5-----0--0--0--3--h4-----3--h4-----

```

Everything has got to be the way you want it to ... because

```

      G          D
-|-----
-|-----
-|-----4--7--4-----
-|-----2--5--2--4--7-----5--
-|--2--5-----5-----0--
-|--3-----

```

Verse:  
I pick a moondog  
Well you can radiate every thing you are  
Yes you can radiate every thing you are  
I wrote a story  
Well ou can imitate everyone you know  
Yes you can imitate everyone you know  
I told you so  
All I want is you  
Everything has got to be the way you want it to.  
Because...

Guitar solo:

```

      A                                                    F#m
-|-----14-----
-|-----10--12--p10-----12b(14)--12b(14)-----b(14)12-----
-|--9--11--p9-----11-----11-----
-|-----11-----
-|-----
-|-----

```

```

      Bm              G
-|-----
-|--10--12--12b(15)--(15)--b(15)12-----
-|-----10--12b(14)12--10-----
-|-----
-|-----
-|-----

```

```

      Bm              G              E7
-|-----0-----14-----16--14--12-----
-|--12b(15)--(15)--b(15)12-----
-|-----12--12/13-----14-----16-----14--13-----
-|-----
-|-----
-|-----

```

Verse:

I fell the wind blow  
 Well you can indicate everything you see  
 Yes you can indicate anything you see  
 I wrote a lorry (??? you tell me ???)  
 Well you can syndicate any boat you row  
 Yes you can syndicate any boat you row  
 I told you so  
 All I want is you  
 Everything has got to be the way you want it to.  
 Because...

Ending is same as intro:

-----  
 Miscellaneous info:

Note this figure played over the A chord in the verses.  
 John was really into this around the "Let It Be" years.  
 This is also the basis of the intro and main rhythm part  
 for "I've Got A Feeling."

```

-|--5---5----
-|--2--h3----
-|--2---2----
-|--2--h4----
-|--0---0----
-|-----

```

(\*) Note this little parallel 6ths figure played over the first G chord in each verse. George had an endless set of variations on this theme throughout the recording



which are not transcribed here.

-----  
 Tab Special Notations:

- 0---- play the open string ('fret zero')
- 5---- play fret five
- 5~---- play fret five with vibrato
- 5/7--- play fret five, slide up to fret seven
- 7\5--- play fret seven, slide down to fret five
- 8b(9)-- play fret eight, bend the string (at fret eight) to reach  
           the pitch of fret nine
- b(9)8-- play fret eight already bent to the pitch of fret nine,  
           unbending until it reaches the normal pitch of fret eight
- h7--- hammer-on to fret seven
- p5--- pull-off to fret five
- /7---- slide up to fret 7 (the starting fret of the slide is  
           undefined, judge by ear)
- 15\--- play fret 15, slide down (the ending fret of the slide is  
           undefined, judge by ear)
- 0h3--- play the open string and immediately hammer-on to fret  
           three
- 7p5--- play fret seven and immediately pull-off to fret five

**Across the universe**

Date: Sat, 16 Dec 1995 22:06:50 -0600  
 From: cts@mail.utexas.edu (chris)  
 Subject: Across the Universe (first message may not have worked)

This is Across the universe as I believe John originally played it. The song was sped up for inclusion on the World Wildlife Fund album (as heard on Past Masters volume II), and then slowed down again for the Let It Be album. When Phil Spector (producer of Let It Be) slowed the song down, he actually brought the song down a half step; from D to roughly C#. You can play along with the album by playing in C#, tuning your guitar down a half step and playing in D, or using a capo on the first fret and playing in C. Marc Hertzberg's transcription can show you how to play it in C. Here it is in original form...

Across The Universe  
 by the Beatles

Intro :

```
|--2-----/10-----9--7--5-----|
|-----7---2--2--2--2--2--2--2-----2-----|
|--2-----/11-----9--7--6-----2--4--2--4--2--4--2--4--2--4--2--4--2--4--2--4--|
|-----0-----0-----4--4--4--4--4--4--4--4--2--2--2--2--2--2--2--2--|
|-----x-x-x-x-x-x-x-x-0-----0-----0-----0-----|
|-----2-----2-----2-----2-----|
```

D                      Bm                      F#m  
 Words are flowing out like endless rain into a paper cup  
     Em7    A                      A7  
 They slither while they pass they slip away across the Universe.  
 D                      Bm                      F#m  
 Pools of sorrow, waves of joy are drifting through my opened mind  
 Em7    Gm

Possessing and caressing me.

D A7sus4  
 Jai Guru Deva Om  
 A7  
 Nothing's gonna change my world  
 G D  
 Nothing's gonna change my world  
 A7  
 Nothing's gonna change my world  
 G D  
 Nothing's gonna change my world

D Bm F#m Em7  
 Images of broken light which dance before me like a million eyes  
 A A7  
 They call me on and on across the Universe.  
 D Bm F#m  
 Thoughts meander like a restless wind inside a letterbox  
 Em7 A A7  
 They tumble blindly as they make their way across the Universe.

D A7sus4  
 Jai Guru De Va Om  
 A7  
 Nothing's gonna change my world  
 G D  
 Nothing's gonna change my world  
 A7  
 Nothing's gonna change my world  
 G D  
 Nothing's gonna change my world

D Bm F#m  
 Sounds of laughter, shades of earth are ringing through my opened ears  
 Em7 Gm  
 Inciting and inviting me.  
 D Bm F#m Em7  
 Limitless, undying love which shines around me like a million suns  
 A A7  
 And calls me on and on across the Universe.

D A7sus4  
 Jai Guru Deva Om  
 A7  
 Nothing's gonna change my world  
 G D  
 Nothing's gonna change my world  
 A7  
 Nothing's gonna change my world  
 G D  
 Nothing's gonna change my world

D  
 Jai Guru Deva. (Repeat)

transcribed by Chris Sears  
cts@mail.utexas.edu

From: hertzberg@netcad.enet.dec.com (Marc Hertzberg (History: Love it or leave it!))  
Subject: TAB: Across The Universe (Lennon/McCartney)

Don't hold me to these words... they're only there to put some chords to!  
For the authentic sound, capo at the first fret.

Marc

P.S. In case you're interested, I play the '8' note on the first string with  
me thumb.

Across The Universe  
(Lennon/McCartney)

Intro :

-|--0-----/8-----7--5--3-----  
-|-----5--0--0--0--0--0--0--0--0--0--0--0--0--0--0--0--0--0--  
-|-----0--/9-----7--5--4-----0--2--0--2--0--2--0--2--0--2--0--2--0--2--  
-|-----2--2--2--2--2--2--2--2--0--0--0--0--0--0--0--0--0--  
-|--3-----2--2--2--2--2--2--2--2--2--2--2--2--2--2--2--2--2--  
-|-----8-----0--0--0--0--0--0--0--0--0--3--3--3--3--3--3--3--3--

Verse 1:

C Am Em  
Words are flowing out like endless rain into a paper cup

Dm G  
They slither as they fall they make their way across the universe

C Am Em  
Pools of sorrow waves of joy are drifting through my open mind

Dm Fm  
Inciting and inviting me

Chorus:

C G  
Jai Guru Da La Om

Nothing's gonna change my world

F C  
Nothing's gonna change my world

G  
Nothing's gonna change my world

F C

Nothing's gonna change my world

Beatles Tab by Marc Hertzberg  
 Digital Equipment Corporation  
 hertzberg@netcad.enet.dec.com

-----  
 Tab Special Notations:

----0---- play the open string ('fret zero')  
 ----5---- play fret five  
 ----5~---- play fret five with vibrato  
 ---5/7--- play fret five, slide up to fret seven  
 ---7\5--- play fret seven, slide down to fret five  
 --8b(9)-- play fret eight, bend the string (at fret eight) to reach  
           the pitch of fret nine  
 --b(9)8-- play fret eight already bent to the pitch of fret nine,  
           unbending until it reaches the normal pitch of fret eight  
 ----h7--- hammer-on to fret seven  
 ----p5--- pull-off to fret five  
 ---/7---- slide up to fret 7 (the starting fret of the slide is  
           undefined, judge by ear)  
 ---15\--- play fret 15, slide down (the ending fret of the slide is  
           undefined, judge by ear)  
 ---0h3--- play the open string and immediately hammer-on to fret  
           three  
 ---7p5--- play fret seven and immediately pull-off to fret five

## *I me mine*

I Me Mine

by George Harrison  
 from Let It Be

Intro riff:

```

      Am                      D
E|-----|-----5-----8-----10-----
B|-----|5-----8-----|
G|-----5h7-----|
D|-----5h7-----|
A|-----|
E|5-----|
      G                      E7
E|10b11-----8-----10-----
B|-----|
G|-----|
D|-----|
A|-----|
E|-----|
  
```

Verse:

```

Am                      D7
All _____ through the day
      G                      E                      Am
I me mine, I me mine, I me mine ____
Am                      D7
All _____ through the night
      G                      E                      Am
I me mine, I me mine, I me mine ____
  
```

## Pre-Chorus:

Dm  
Now they're frightened of leaving it

Everyone's reading it

E7  
Coming on strong all the time

Am Am7  
All through the day  
Am6 Fmaj7  
I, me, mine \_\_\_\_\_

## Chorus:

Am  
I me me mine \_\_\_\_\_

I me me mine \_\_\_\_\_

Dm  
I me me mine \_\_\_\_\_  
Am E7  
I me me mine \_\_\_\_\_

## Verse:

Am D7  
All \_\_\_\_\_ I can hear  
G E Am  
I me mine, I me mine, I me mine \_\_\_\_\_  
Am D7  
Even those tears  
G E Am  
I me mine, I me mine, I me mine \_\_\_\_\_

## Pre-Chorus:

Dm  
No one's frightened of playing it

Everyone's saying it

E7  
Flowing more freely than wine

Am Am7  
All through the day  
Am6 Fmaj7  
I, me, mine \_\_\_\_\_

## Chorus:

Am  
I me me mine \_\_\_\_\_

I me me mine \_\_\_\_\_

Dm  
I me me mine \_\_\_\_\_  
Am E7  
I me me mine \_\_\_\_\_

## Verse:

Am D7  
 All \_\_\_\_\_ I can hear  
           G          E          Am  
 I me mine, I me mine, I me mine\_\_\_\_  
 Am D7  
 Even those tears  
           G          E          Am  
 I me mine, I me mine, I me mine\_\_\_\_

## Pre-Chorus:

Dm  
 No one's frightened of playing it

Everyone's saying it

E7  
 Flowing more freely than wine  
 Am Am7  
 All through the day  
 Am6 Fmaj7  
 I, me, mine\_\_\_\_\_

## Ending:

Am Am7  
 All through the life  
                   Fmaj7  
 I, me, mine\_\_\_\_\_

-----  
 Tab Special Notations:

----0---- play the open string ('fret zero')  
 ----5---- play fret five  
 ----5~---- play fret five with vibrato  
 ---5/7--- play fret five, slide up to fret seven  
 ---7\5--- play fret seven, slide down to fret five  
 --8b(9)-- play fret eight, bend the string (at fret eight) to reach  
           the pitch of fret nine  
 --b(9)8-- play fret eight already bent to the pitch of fret nine,  
           unbending until it reaches the normal pitch of fret eight  
 ----h7--- hammer-on to fret seven  
 ----p5--- pull-off to fret five  
 ---/7---- slide up to fret 7 (the starting fret of the slide is  
           undefined, judge by ear)  
 ---15\--- play fret 15, slide down (the ending fret of the slide is  
           undefined, judge by ear)  
 ---0h3--- play the open string and immediately hammer-on to fret  
           three  
 ---7p5--- play fret seven and immediately pull-off to fret five

## CHORDS:

Am- X02210  
 Amaj7- X02120  
 Am6- XXX553  
 Am7- X02010  
 D- XX0232  
 D7- XX0212

Dm- XX0231  
 E- 022100  
 E7- 020100  
 Fmaj7- 1X2210  
 G- 320011

```
=====
I           Transcribed by the Beatles Central Team           I
I           jpgr_beatles@yahoo.com                             I
I   Visit Beatles Central for more great Beatles tabs and midis(220+ each). I
I   Every album covered! http://members.tripod.com/jpgr\_beatles/index.html I
=====
```

## **Dig it**

Date: Mon, 6 Nov 95 12:12:43 -0500  
 From: tallred@smtp.orl.usace.army.mil (Tommy Allred)  
 Subject: CRD: Dig It (Beatles)

I saw a request for this a couple of months back on Paul Newton's page (Nottingham) but could not get the e-mail to that person to go through, so I'll just send it into OLGA. Also, if you're a hard-core Beatlemaniac, the versions of "Dig It" to be found on bootlegs are not quite as lyrically ambitious, but is a bit more "funky".

This is the way I have always played it. I do not know if the chords match the "real" ones on the record.

DIG IT - The Beatles  
 from the LP "Let It Be"

The chords (all open form): D - A - D - E (over and over...)

...like a rolling stone...

...like a rolling stone...

...like a rolling stone...

...like the FBI

and the CIA...

and the BBC...

B.B. King...

and Doris Day...

Matt Busby...

Dig it...

Dig it...

Dig it...

(fade)

**Let it be**

From: macon@cblmvax.commodore.com (Glen Macon)

018

Title: LET IT BE (Beatles)

C G Am FM7 F6  
 When I find myself in times of trouble, Mother Mary comes to me  
 C G F C/E Dm C  
 Speaking words of wisdom, let it be

And in my hour of darkness, She is standing right in front of me

Speaking words of wisdom, Let it be

Am G F C  
 Let it be, let it be, let it be, let it be  
 G C F C/e Dm C  
 Whisper words of wisdom, let it be

And when the broken hearted people, Living in the world agree

There will be an answer, let it be

But though they may be parted, There is still a chance that they may see

There will be an answer, let it be

CHORUS: Let it be, let it be, let it be, let it be

|  
 | There will be an answer, let it be  
 |  
 | Let it be, let it be, let it be, let it be  
 |  
 | Whisper words of wisdom, let it be

LEAD

Let it be, let it be, let it be, let it be

Whisper words of wisdom, let it be

And when the night is cloudy,

There is still a light that shines on me

Shine on till tomorrow, let it be

I wake up to the sound of music, Mother Mary comes to me

Speaking words of wisdom, let it be

CHORUS



\\_ \\_ \\_ \\_ \\_ \\_ \\_ \\_ \\_

```

    \_ \_ \_ \_ \_ \_ \_ \_ \_
   /_ \_ \_ /_ \_ \_ /_ \_ \_
  /_ \_ \_ /_ \_ \_ /_ \_ \_
 /_ \_ \_ /_ \_ \_ /_ \_ \_
/_ \_ \_ /_ \_ \_ /_ \_ \_

```

\\_ \\_ \\_ \\_ \\_ \\_ \\_ \\_ \\_ \\_ \\_ \\_

Glen Macon  
 any-net: macon@cbmvax.commodore.com  
 Standard disclaimer...  
 Commodore doesn't endorse what I say, I do  
 Who wants to know...

All those moments will be lost in time, like tears in the rain.

**Maggie mae**

Date: Thu, 30 Apr 1998 01:45:45 -0700  
 From: Harel Yenni <harel@revolutionist.com>  
 Subject: b/beatles/maggie\_mae.crd

Maggie Mae  
 -----

Arranged: Lennon,McCarteny,Harrison,Starkey.  
 Album: Let It Be

Intro: G

```

      C
Oh, dirty Maggie Mae
      G
they have taken her away
                                D
and she'll never walk down Lime(?) Street any mower.
      G
Oh, the judge he guilty found her
      C
of robbing the home-ward bounder
      D7              G
that dirty, no good robbin' Maggie Mae.
      C
It's the part of Liverpool
      G
she returned me to
      C          G          D
Two pound ten a week that was my pay.

```

--  
 Submitted by Harel Yenni  
 harel@revolutionist.com

**I've got a feeling**

From: HISCAP@LUSTA.LATROBE.EDU.AU (PERRETT,Andrew)

SONG I've Got A Feeling (Lennon, McCartney) ALBUM Let it Be 1970  
 4/4 Time signature Key of A

Intro:

Main Riff:

A	D/A	A	D/A
-----5-----5-----	-----5-----5-----	-----5-----5-----	-----5-----5-----
-----2-----2-----3-----3-----	-----2-----2-----3-----3-----	-----2-----2-----3-----3-----	-----2-----2-----3-----3-----
-----2-----2_h_4-----4-----2-----	-----2-----2_h_4-----4-----2-----	-----2-----2_h_4-----4-----2-----	-----2-----2_h_4-----4-----2-----
-----2-----2-----2-----2-----	-----2-----2-----2-----2-----	-----2-----2-----2-----2-----	-----2-----2-----2-----2-----
-----0-----0-----0-----0-----	-----0-----0-----0-----0-----	-----0-----0-----0-----0-----	-----0-----0-----0-----0-----
-----0-----0-----0-----0-----	-----0-----0-----0-----0-----	-----0-----0-----0-----0-----	-----0-----0-----0-----0-----

w/ Main Riff x 8

A	D/A		A	D/A		A	D/A		A	D/A			
Ive	got	a	feeling	a	feeling	deep	inside	Oh	yeah	Oh	yeah	That's	right

A	D/A		A	D/A		A	D/A		A	D/A					
Ive	got	a	feeling	a	feeling	i	cant	hide	oh	no	no	oh	no	oh	no

Git 1 plays chords when not playing the riff (see bottom for shapes)

Git 2 plays:

A7	E	G	D
-----8-----8-----8-----8-----	-----8-----8-----8-----8-----	-----8-----8-----8-----8-----	-----8-----8-----8-----8-----
-----9-9-9-----9-9-9-----9-9-9-----9-9-9-----	-----9-9-9-----9-9-9-----9-9-9-----9-9-9-----	-----9-9-9-----9-9-9-----9-9-9-----9-9-9-----	-----9-9-9-----9-9-9-----9-9-9-----9-9-9-----
-----7-7-7-----7-7-7-----7-7-7-----7-7-7-----	-----7-7-7-----7-7-7-----7-7-7-----7-7-7-----	-----7-7-7-----7-7-7-----7-7-7-----7-7-7-----	-----7-7-7-----7-7-7-----7-7-7-----7-7-7-----
-----0-----0-----0-----0-----	-----0-2-3-4-----0-2-3-4-----	-----0-2-3-4-----0-2-3-4-----	-----0-2-3-4-----0-2-3-4-----
yeah	yeah	yeah	ive got a feel

w/ Main Riff Git 1 x 10

A	D/A	A	D/A
-----12-\--9-----9-----	-----12-\--9-----9-----	-----12-\--9-----9-----	-----12-\--9-----9-----
-----14-\--10--7- 8-7-----	-----14-\--10--7- 8-7-----	-----14-\--10--7- 8-7-----	-----14-\--10--7- 8-7-----
-----7-h7-7-----7-h7-7-----	-----7-h7-7-----7-h7-7-----	-----7-h7-7-----7-h7-7-----	-----7-h7-7-----7-h7-7-----
-----7- 9-7-----7- 9-7-----	-----7- 9-7-----7- 9-7-----	-----7- 9-7-----7- 9-7-----	-----7- 9-7-----7- 9-7-----
-----7- 9-7-----7- 9-7-----	-----7- 9-7-----7- 9-7-----	-----7- 9-7-----7- 9-7-----	-----7- 9-7-----7- 9-7-----

- ing yeah

A	D/A	A	D/A
-----5-----5-----5-----5-----	-----5-----5-----5-----5-----	-----5-----5-----5-----5-----	-----5-----5-----5-----5-----
-----5-----5-----5-----5-----	-----5-----5-----5-----5-----	-----5-----5-----5-----5-----	-----5-----5-----5-----5-----
-----6-----6-----6-----6-----	-----6-----6-----6-----6-----	-----6-----6-----6-----6-----	-----6-----6-----6-----6-----
-----7-----7-----7-----7-----	-----7-----7-----7-----7-----	-----7-----7-----7-----7-----	-----7-----7-----7-----7-----

Oh	please	believe	me,	I'd	hate	to	miss	the	train	Oh	yeah
Ive	got	a	feeling	that	keeps	me	on	my	toes	Oh	yeah

A	D/A	A	D/A	A	D/A
-----5-----5-----5-----5-----	-----5-----5-----5-----5-----	-----5-----5-----5-----5-----	-----5-----5-----5-----5-----	-----5-----5-----5-----5-----	-----5-----5-----5-----5-----
-----5-----5-----7-----8-----	-----5-----5-----7-----8-----	-----5-----5-----7-----8-----	-----5-----5-----7-----8-----	-----5-----5-----7-----8-----	-----5-----5-----7-----8-----
-----6-----6-----7-----7-----	-----6-----6-----7-----7-----	-----6-----6-----7-----7-----	-----6-----6-----7-----7-----	-----6-----6-----7-----7-----	-----6-----6-----7-----7-----
-----7-----7-----7-----9-----	-----7-----7-----7-----9-----	-----7-----7-----7-----9-----	-----7-----7-----7-----9-----	-----7-----7-----7-----9-----	-----7-----7-----7-----9-----

yeah	Oh	yeah.	And	if	you	leave	me	I	
	Oh	yeah.	Ive	got	a	feeling	I	think	that

A	D/A	A	D/A	A	D/A
-----5-----	-----5-----	-----5-----	-----5-----	-----5-----	-----5-----
-----5-----5-----	-----5-----5-----	-----5-----7--8-----	-----5-----7--8-----	-----5-----7--8--7-----	-----5-----7--8--7-----
-----6--7--7--6-----	-----6--7--7--6-----	-----6--6--7--7-----	-----6--6--7--7-----	-----6--6--7--7--7-----	-----6--6--7--7--7-----
-----7--7--7--7-----	-----7--7--7--7-----	-----7--7--7--9-----	-----7--7--7--9-----	-----7--7--7--9--7-----	-----7--7--7--9--7-----
-----	-----	-----	-----	-----	-----
-----	-----	-----	-----	-----	-----
won't be late again	oh no	oh no	oh no	oh no	oh no
every body knows	oh yeah	oh yeah	oh yeah	oh yeah	oh yeah

A7	E	G	D
-----	-----	-----	-----
--8-----8-----8-----8-----	-----	-----	-----
--9-9-9--9-9-9--9-9-9--9-9-9--	-----	-----	-----
--7-7-7--7-7-7--7-7-7--7-7-7--	-----	-----	-----
-----	-----0-2-3-4-5-----	-----	-----
-----	-----0-2-3-4-----	-----	-----
yeah	yeah	Ive got a feel	
yeah	yeah	Ive got a feel	

A	D/A	A	D/A
----12-\--9-----	----12-\--9-----	----12-\--9-----	----12-\--9-----
----14--\--10--7- 8-7-----	----14--\--10--7- 8-7-----	----14--\--10--7- 8-7-----	----14--\--10--7- 8-7-----
-----7-h7-7-----	-----7-h7-7-----	-----7-h7-7-----	-----7-h7-7-----
-----7- 9-7-----	-----7- 9-7-----	-----7- 9-7-----	-----7- 9-7-----
-----	-----	-----	-----
-----	-----	-----	-----
- ing yeah	Ive got a feeling		
- ing yeah	yeah		

1.

E	G7
-10b12----10b12-----10b11~11~11~11r10-7-	-7---7---7-----7-----7-----7-
-----	-8b9b10---8b10r8---8b10r8-8b10r8-8-
-----	-----
-----	-----
-----	-----

All these years I've been wandering around, Wondering how come nobody told me

D7
----8b10~10-----8b10~10~10~10r8--5-----
-----
-----
-----
-----
-----

All that I was looking for was somebody Who looked like you.

A7	/\//\//\//\//\//\//\
-----	-----
-----	-----x
-7b9~9b10b11r9r8-	-(7)b8~8~8~8~8~5b7r5--
-----	-----7x

|-----|-----||  
 |-----|-----||

|2. w/ Main Riff x6

A D/A A D/A  
 |---5--5-----|---5--5-----  
 |---5--5--7- 8--7-----|---5--5--5-0-7- 8--7--7--  
 |---6--6--7-h7--7-----|---6--6--6--7-h7--7--7--  
---7--7--7- 9--7-----	---7--7--7--7- 9--7--7--
-----	-----

Ev'rybody had a hard year Ev'rybody had a good time  
 Ev'rybody had a good year, Ev'ry let their hair down

A D/A A D/A  
 |---5--5-----|---5--5-----  
 |---5--5--7- 8-----7-----7-----|---5--5--7- 8-----7-----7-----  
 |---6--6--7-h7-----7-----7-----|---6--6--7-h7-----7-----7-----  
---7--7--7- 9-----7-----7-----	---7--7--7- 9-----7-----7-----
-----	-----

Ev'rybody had a wet dream, Ev'rybody saw the sunshine  
 Ev'rybody pulled their socks up Ev'rybody put their foot down.

|1. |2. See end for notes  
 A D/A A D/A A7 [Edim/A D#dim/A Ddim/A]  
 |-----|-----|-----  
 |-----7--7--|---5--5--7- 8-----7-x|---8-8-8--8-8-8--7-7-7--6-6-6-  
 |-----7--7--|---6--6--7-h7-----7--|---9--9-9--9-9-9--8-8-8--7-7-7-  
-----7--7--	---7--7--7- 9-----7-x	---(8)----- (7)---- (6)----
-----	-----	-----
 Oh yeah, Oh yeah.

[C#dim/A Cdim/A Bdim/A] A D/A A D/A  
-----5-----5---	---5-----5---		
-5-5-5--5-5-5--6-6-6--7-7-7--8-	-----	-----	
-6-6-6--6-6-6--7-7-7--8-8-8--9-	-----2---2---2-	-2---2---2-	
(5)----- (6)---- (7)-----	---2---2-h-4--4---	-----2---4---4---2-	
-----	---0-----	---0-----	
-----	-----	-----	

w/ Main riff 4x |1.  
 A D/A A D/A A D/A  
 |---12-12b14~r12-----|---9-----12-|-----  
 |x--12b14-----|-----10-12b14--|-----7--8--7--  
 |-----|-----|-----7 h 7--7--  
 |x--1.-I-got-a-feeling-a|-feeling-i-cant-hide-o-no|-----7--9--7--  
---2.-I-got-a-feeling-a	-feeling-deep-inside-o-ye	-----oh--yeah--
 Ev'rybody had a good year Ev'rybody had a hard time Ev'rybody had a wet dream  
 Ev'rybody had a good year, Ev'ry let their hair down

|2.

```

A          D/A          A          D/A
|-----5-----| |-----5-----|
|-----7--8--7--7---x| |-----5---5-----7--8--7---7--|
|-----7-h-7--7--7-----| |-----6-----7-h-7--7---7--|
|-----7--9--7--7---x| |-----7-----7--9--7---7--|
|-----| |-----Oh-no-no-no-|
|-----| |-----|
Everybody saw the sun shine  Ev'rybody pulled their socks up

```

```

A          D/A          A7 [Edim/A D#dim/A Ddim/A]
|-----5-----5-----| |-----|
|5--5--5--7- 8-----7-----| |-----8---7---7-----|
|6--6--6--7-h-7-----7-----| |-----9-9-9-8-8-8-8-----|
|7--7--7--7- 9-----7-----| |-----|
|-----yeh-| |-----|
|-----| |-----|
Everybody put their foot down oh  yeah

```

```

[C#dim/A  Ddim/A D#dim/A] [Edim/A D#dim/A Ddim/A]
|-----5-5-5-7-7-7-8-8-8--| |-----|
|5-5--5-5-5-7-7-7-6-6-6---| |5---5-5-5-6-6-6-7-7-7--|
|6-6--6-6-6-8-8-8-7-7-7---| |6---6-6-6-7-7-7-8-8-8--|
|-----| |-----|
|---Ive-got-a-feeling-----| |-----|
|-----| |-----|

```

```

[C#dim/A  Ddim/A D#dim/A] [Edim/A D#dim/A Ddim/A]
|-9-9-9-9-9-9-8-8-8-7-7-7-| |5---5-5-5-7-7-7-8-8-8-|
|-8-8-8-8-8-8-7-7-7-6-6-6-| |5---5-5-5-6-6-6-7-7-7-|
|-9-9-9-9-9-9-8-8-8-7-7-7-| |6---6-6-6-7-7-7-8-8-8-|
|-----| |-----|
|-----Ive-got-|
|-----a-feel-|
Oh yeah

```

```

[C#dim/A  Ddim/A D#dim/A]  A
|-9---9-9-9-8-8-8-7-7-7--| |-----|
|-8---8-8-8-7-7-7-6-6-6--| |5-----|
|-9---9-9-9-8-8-8-7-7-7--| |6-----|
|-----| |7-----|
|-ing-----yeah-----| |-----|
|-----| |-----|

```

Notes:

/\/\/\/\ \ Vibrato

- 7b8~8      Pluck, Bend up a semitone from 7th fret hold and strike again
- (8)        Implied note [ghost]
- 7b9r7      Pluck, bend 7th fret up two semitones, pluck, release and pluck

```

A7  x02223   | This is
G   320003   x| supposed      There are a couple of really
E   032200   | to be          nifty bass runs in this song
D   x00232   x| a repeat     which I might add if there
G7  320001   | sign         is any interest?
D7  x00212

```

Guitar 1 wierd shape info

The tab here is shows the timing that should be used. They are triplets.

```

                [Edim/A   D#dim/A Ddim/A] [C#dim/A Cdim/A Bdim/A]
Bdim/A   x0343x  |-----|-----|-----|
Cdim/A   x0454x  |-8-8-8-8-8-8--7-7-7-6-6-6|-5-5-5-5-5-5--4-4-4-3-3-3-|
C#dim/A  x0565x  |-9-9-9-9-9-9--8-8-8-7-7-7|-6-6-6-6-6-6--5-5-5-4-4-4-|
Ddim/A   x0676x  |-8-8-8-8-8-8--7-7-7-6-6-6|-5-5-5-5-5-5--4-4-4-3-3-3-|
D#dim/A  x0787x  |-----|-----|-----|
Edim/A   x0898x  |---I got a feeling-----|-----|
                        \ these are overdubbed voices

```

```

These D shapes   [Edim/A   D#dim/A Ddim/A] [C#dim/A   Ddim/A D#dim/A]
are moved up &  |-----|-----|-----|
down. Usually    |-8-8-8-8-8-8--7-7-7-6-6-6|-5-5-5-5-5-5--6-6-6-7-7-7--
they correspond  |-9-9-9-9-9-9--8-8-8-7-7-7|-6-6-6-6-6-6--7-7-7-8-8-8--
to what Git 2    |-8-8-8-8-8-8--7-7-7-6-6-6|-5-5-5-5-5-5--6-6-6-7-7-7--
is playing but   |-----|-----|-----|
not always       |-----|-----|-----|
                these two bars are repeated three times

```

## One after 909

From: hertzberg@elwood.enet.dec.com (Marc Hertzberg (History: Love It Or Leave It))

Someone asked for this by mail... thought I'd post it here. Might be a lyric or two slightly off.

One After Nine-Oh-Nine  
(Lennon-McCartney)

Verse:

```

      B
My baby said she's traveling on the one after nine oh nine

I said move over honey  I'm traveling on that line

I said move over once  move over twice
      E
C'mon baby don't be cold as ice
      B              F#7              B
Said she's traveling on the one after nine oh nine

```

Verse:

```

I begged her not to go and I begged her on my bended knees
I Said you're only fooling round  only fooling round with me
I said move over once  move over twice
C'mon baby don't be cold as ice
Said I'm traveling on the one after nine oh nine

```

Middle:

```

      E              B
Picked up the bags  Run to the station
      C#              F#
Rail man said  You got the wrong location
      E              B
Picked up the bags  Run right home
      C#              F#7
Then I find  I got the number wrong  well

```

Verse:

Said she's traveling on the one after nine oh nine  
 I said move over honey I'm traveling on that line  
 I said move over once move over twice  
 C'mon baby don't be cold as ice  
 Said I'm traveling on the one after nine oh nine

Guitar lead played to verse chords:

Repeat Middle.:

Last verse and outro:

B  
 My baby said she's traveling on the one after nine oh nine  
 I said move over honey I'm traveling on that line  
 I said move over once move over twice  
 E  
 C'mon baby don't be cold as ice  
 B F#7  
 Said I'm traveling on the one after nine oh  
 B F#7  
 Said I'm traveling on the one after nine oh  
 B F#7 B  
 Said I'm traveling on the one after nine oh nine.

## ***The long and winding road***

The Long and Winding Road

by Paul McCartney  
 from Let It Be

Verse 1:

Cm Ab/Bb  
 The long and winding road  
 Eb Eb7 Ab  
 that leads to your door  
 Gm Cm  
 Will never disappear  
 Fm Bb7 Db/Eb  
 I've seen that road before  
 Gm Cm  
 It always leads me here  
 Fm Bb7 Eb  
 Lead me to your door

Verse 2:

Cm Ab/Bb  
 The wild and windy night  
 Eb Eb7 Ab  
 that the rain washed away  
 Gm Cm  
 Has left a pool of tears  
 Fm Bb7 Db/Eb  
 Crying for the day

Gm Cm  
 Why leave me standing here  
 Fm Bb7 Eb  
 Let me know the way

## Bridge:

Eb/Bb Ab  
 Many times I've been alone and  
 E/G Fm Bb7  
 many times I've cried  
 Eb/Bb Ab  
 Anyway you'll never know the  
 E/G Fm Bb7  
 many ways I've tried but

## Verse 3:

Cm Ab/Bb  
 still they lead me back  
 Eb Eb7 Ab  
 to the long winding road  
 Gm Cm  
 You left me standing here  
 Fm Bb7 Db/Eb  
 A long long time ago  
 Gm Cm  
 Don't leave me waiting here  
 Fm Bb7 Eb  
 Lead me to your door

## Instrumental bridge:

Eb/Bb Ab  
 E/G Fm Bb7  
 Eb/Bb Ab  
 E/G Fm Bb7

## Verse 4:

Cm Ab/Bb  
 still they lead me back  
 Eb Eb7 Ab  
 to the long winding road  
 Gm Cm  
 You left me standing here  
 Fm Bb7 Db/Eb  
 A long long time ago  
 Gm Cm  
 Don't leave me waiting here  
 Fm Bb7 Eb  
 Lead me to your door  
 Ab/Bb Eb  
 Yeah yeah yeah....

=====  
 I Transcribed by the Beatles Central Team I  
 I jpgr\_beatles@yahoo.com I  
 I Visit Beatles Central for more great Beatles tabs and midis(220+ each). I  
 I Every album covered! [http://members.tripod.com/jpgr\\_beatles/index.html](http://members.tripod.com/jpgr_beatles/index.html) I



### For you blue

FOR YOU BLUE

transcribed by MaxxDaddy

guitar capoed up to 5th fret

Intro:

```

                D7                G7
-----
-----1--1-1--1-
-----2--2--2-2--2-
-----2p0-----2--2-2--2-2--2-----0--0-0--0-
-----0--2--0--0-0--0-0--0-----
---0-----3-----0--1--2-----

                E7                A7
-----2--2-2--2-2--2-----0-----0-----0-----0-----
-----0--0-0--0-0--0-----3-----3-----3-----3---
-----2--2-2--2-2--2-----0h1-----0h1-----
-----1--1--1-1--1-1--1-----
---0-1-2---2--2-2--2-2--2-----
-----0--0--0-----0--0--0-----
    
```

verse:

open D7 tuning

E--D  
 B--C  
 G--F#  
 D--D  
 A--D  
 E--D

played with slide on steel string acoustic

(twelve bar blues in D)

```

                D7                G7                D7
-/12---12---12---/5---5---5---/12--12--12---12---/12---12---12-
-/12---12---12---/5---5---5---/12--12--12---12---/12---12---12-
-/12---12---12---/5---5---5---/12--12--12---12---/12---12---12-
-/12---12---12---/5---5---5---/12--12--12---12---/12---12---12-
-----
                G7                D7
-/5--5--5--5--5--/5--5--5--5--/12--12--12---12---/12---12--12-
-/5--5--5--5--5--/5--5--5--5--/12--12--12---12---/12---12--12-
-/5--5--5--5--5--/5--5--5--5--/12--12--12---12---/12---12--12-
-/5--5--5--5--5--/5--5--5--5--/12--12--12---12---/12---12--12-
-----
                A7                G7                D7                A7
-/7--7--7--7--7--/5--5--5--5--0--0-----/7--7--7-
-/7--7--7--7--7--/5--5--5--5--0--0-----/7--7--7-
    
```

```

- /7-7-7-7-7- /5-5-5-5-0-0- /7-7-7-
- /7-7-7-7-7- /5-5-5-5-0-0- /7-7-7-
-----0-----
-----0-4-5-6-----
    
```

solo:

```

      D7              G7              D7
-----12-----5-----12-----12-----
-----12-----5-----12-----12-12-----
-----12-----5- /12-----12\-----12-----
- /12----- /5----- /12-----12-----
----- /12-----0-----12-----
----- /12-----
    
```

```

      G7              D7
-----5-----5-----12-----
- /5-----5-----5-----12-----
- /5-----5-----5-----12-12-12-12-12-12-
- /5----- /5----- /12-----
- /5-----
    
```

```

      A7              G7              D7              A7
-----7-----5----- /7-7-7-7-
- /7-7-7-7- /5-5- /7-7-7-7-
- /7-7-7-7- /5-5-0- /7-7-7-7-
- /7-7-7-7- /5- /7-7-7-7-
-----7-----0-----
-----0-4-5-6-----
    
```

```

      D7              G7
----- /12-----
- /12-12-12- /17-17-17-
- /12-12-12- /17-17-17-
- /12-12-12- /17-17-17-
-----
-----
    
```

etc.  
continue throughout piano solo in verse format

```

ending:
----- /12-
----- /12-
----- /12-
----- /12-
-----0-----
-0-1-2-3-4-----
    
```

Lyrics:  
Because you're sweet and lovely girl I love you  
Because you're sweet and lovely girl it's true  
I love you more than ever girl I do

I want you in the morning girl I love you  
I want you at the moment I feel blue  
I'm living every moment girl for you

(spoken)  
Walk  
Walk cat walk

go Johnny go  
 same old tale of blues  
 Elmore James got nothin' on this baby

I loved you from the moment I saw you  
 You looked at me and that's all you had to do  
 I feel it now I hope you feel it too

**Get back**

From: hertzberg@netcad.enet.dec.com (Marc Hertzberg (History: Love it or leave it!))  
 Subject: TAB: Get Back (Lennon/McCartney)

Get Back  
 (Lennon/McCartney)

Intro:  
 [the intro shows the flavor of the rhythm guitar  
 playing throughout the song]

```

A
-----
|-----
|-----
|---X--2--X--2--X--2--X--2--X--2--X--2--X--2--X--2---
|---X--2--X--2--X--2--X--2--X--2--X--2--X--2--X--2---
|---X--0--X--2--X--2--X--2--X--2--X--2--X--2--X--2---
|-----

```

```

G/A D/A A
-----
|-----5--5--3--2--0-----
|-----2--2--0--3--2-----
|---X--2--X--2--X--2--X--2--2--2--0--2--2-----
|---X--2--X--2--X--2--X--2-----2--0--2-----
|---X--0--X--2--X--2--X--2-----0--0--0-----
|-----

```

Verse:  
 [the remainder of the tab is for the lead guitar]

```

A
-----
|-----
|-----
|-----
|-----
|---7---9---7---9---7-----9---7---9---
|---5---5---5---5---5-----5---5---5---

```

Jojo was a man who thought he was a loner

```

D A
-----
|-----12-----
|-----10--12b(14)-----b(14)12--10-----10---
|-----/11-----11-----
|---7---9---7---9-----
|---5---5---5---5-----

```

But he knew it couldn't last

```

A
-----
|-----

```

```

-|-----
-|-----
-|-----
-|---7---9-----7---9---7---9---7---9-----
-|---5---5-----5---5---5---5---5---5-----
    Jojo left his home in Tucson Ari zona
    
```

```

          D                      A
-|-----12-----
-|-----10--12b(14)-----b(14)12--10--10-----
-|-----/11-----11-----
-|---7---9---7---9-----
-|---5-----5---5---5-----
    For some Cali fornia grass                      Get back
    
```

```

          A
-|-----9--9--9--9--9-----9--9--9--9--9-----
-|-----8--8--8--8--8-----8--8--8--8--8-----
-|-----9--9--9--9--9-----9--9--9--9--9-----
-|-----7-----7-----
-|---7---9-----7---9-----
-|---/9-----/9-----
          Get Back                      Get Back
    
```

```

          D7                      A          G/A    D/A    A
-|-----8--8--8--8--8-----9--9--9--9--9-----
-|-----7--7--7--7--7-----8--8--8--8--8-----
-|-----7--7--7--7--7-----9--9--9--9--9-----
-|-----7-----7-----
-|---7---9-----7---9-----
-|---/9-----/9-----
    to where you once    be long                      Get back
    
```

```

          A
-|-----9--9--9--9--9-----9--9--9--9--9-----
-|-----8--8--8--8--8-----8--8--8--8--8-----
-|-----9--9--9--9--9-----9--9--9--9--9-----
-|-----7-----7-----
-|---7---9-----7---9-----
-|---/9-----/9-----
          Get Back                      Get Back
    
```

```

          D7                      A
-|-----8--8--8--8--8-----9--9--9--9--9-----
-|-----7--7--7--7--7-----8--8--8--8--8-----
-|-----7--7--7--7--7-----9--9--9--9--9-----
-|-----7-----7-----
-|---7---9-----7---9-----
-|---/9-----/9-----
    to where you once    be long
    
```

Guitar Lead:

```

          A
-|-----12-----
-|-----10--10--10--12--12b(14)-----b(14)12--10-----
-|---/11-----11-----
-|-----
-|-----
-|-----
    
```

```

      D                A                G    D
-|-----
-|-----
-|-----7-----
-|-----7--9-----10--7--10b(11)-----
-|-----9-----
-|-----

      A
-|-----12-----
-|-----10--10--10--12--12b(14)-----b(14)12--10-----10-----
-|---/11-----11-----
-|-----
-|-----
-|-----

      D                A                G                D
-|-----
-|-----8--5-----
-|-----7-----5--7b(9)--5--5-----
-|-----7--10-----10--7--10-----7-----7-----
-|-----9-----
-|-----

```

The rest of the song builds off these ideas. Once you can play the above, you'll be able to feel the small changes from verse to verse, lead to lead.

Beatles Tab by Marc Hertzberg  
 Digital Equipment Corporation  
 hertzberg@netcad.enet.dec.com

---

Tab Special Notations:

```

---5/7--- play fret five, slide up to fret seven
---7\5--- play fret seven, slide down to fret five
--8b(9)-- play fret eight, bend the string (at fret eight) to reach
           the pitch of fret nine
--b(9)8-- play fret eight already bent to the pitch of fret nine,
           unbending until it reaches the normal pitch of fret eight
---/7---- slide up to fret 7 (the starting fret of the slide is
           undefined, judge by ear)
---15\--- play fret 15, slide down (the ending fret of the slide is
           undefined, judge by ear)
---1h3--- play fret one and hammer-on to fret three
---7p5--- play fret seven and pull-off to fret five
-7b(9)r7- play fret seven, bend up to fret nine, release back to fret
           seven
--5h7p5-- play fret five, hammer on to fret seven, pull off to fret five
--X----- pick string, but do not press string to fret; left hand mute

```

From: Paul Zimmerman <AUDSM@asuvn.inre.asu.edu>  
 Subject: TAB: Get Back - Beatles

Get Back - The Beatles  
 =====

The intro ,goes with an E5 played in eights, and then we have:

```

e-----|-----|-----|-----|
B-----3-----|-----|-----|-----|
G-----2---2---|-----|-----|-----|
D-2-2-2-2-0---2---|-----|-----|-2-2-4-4-2-2-4-4-|
A-2-2-2-2-----0---|-2-2-4-4-2-2-4-4-|-2-2-4-4-2-2-4-4-|-0-0-0-0-0-0-0-0-|
E-0-0-0-0-----|0-0-0-0-0-0-0-0-|0-0-0-0-0-0-0-0-|-----|
    
```

Here we start singing.....

```

e-----|
B-----3-----|
G-----2---2---|
D-----0---2---|
A-2-2-4-4-----0---|
E-0-0-0-0-----|
    
```

^ these are only done the 2nd verse I think.. (listen to the record..)

All this goes twice, and then we have:

Chorus:

```

e-----|--same again--|-----|-----|
B-----2-3-----|-----|-----3-----|
G---4-----|-----|-2-2-2-2-2-2-2-2-|-----2---2---|
D-2-----|-----|-2-2-2-2-2-2-2-2-|-2-2-2-2-0---2---|
A-----|-----|-0-0-0-0-0-0-0-0-|-2-2-2-2-----0---|
E-----|-----|-----|-0-0-0-0-----|
    
```

This is the riff for the lead guitar.. If you play it by yourself you'd better stick to E5 or perhaps an E7-chord for the two first measures..

This is also repeated twice.. And VOILA.. Get Back.. I'm not sure about the end though, but then again I don't think the Beatles were two sure about that either...

Jojo was a man who thought he was a loner,

A A  
But he knew it couldn't last.

D A G D  
1 2 3 4 1 2 3 4  
Jojo left his home in Tuscon, Arizona

A A  
For some California grass  
D A G D

Get back, get back

A A  
Back to where you once belonged

D A G D

Get back, get back

A A  
Back to where you once belonged - Get back Jo!

D A

[Electric Piano solo - same chords as verse]

[Chorus]

Sweet Loretta Martin thought she was a woman,  
But she was another man.  
All the girls around her said she's got it comin',  
But she gets it while she can.

[Chorus]

This is a repost. Thanks to the original poster.

Peace,  
Paul Z

## The Beatles Past Masters 1

07 March 1988 UK (Parlophone)



### Love me do

See in "Please please me"

### From me to you

Date: Mon, 14 Jan 1980 19:02:58 -0600  
 From: Jordan Kelly <jordan@webzone.net>  
 Subject: Guitar Tab: The Beatles; From Me To You

From Me To You  
 Words and Music by John Lennon and Paul McCartney  
 Transcribed and Typed by Jordan Kelly jordan@webzone.net

#### Intro

C Am  
 Da da da da da dum dum da  
 C Am  
 Da da da da da dum dum da

#### Verse 1

C Am  
 If there's anything that you want,  
 C G7  
 If there's anything I can do,  
 F7 Am C G7 C  
 Just call on me and I'll send it along with love from me to you

#### Verse 2 (Same Chords as Verse 1)

If there's anything that you want,  
 Like a heart that's oh, so true,  
 Just call on me and I'll send it along with love from me to you

#### Bridge

Gm C7  
 I got arms that long to hold you  
 F  
 and keep you by my side.  
 D7  
 I got lips that long to kiss you  
 G G+  
 And keep you satisfied

(Repeat Verse 1)

#### Harmonica/Guitar Solo

C Am



C From me  
 C To you.  
 F Am C G G7 C C7  
 Just call on me and I'll send it along with love, from me to you.  
 (Bridge, Verse 1)  
 F Am C G C Am Eaug  
 Just call on me and I'll send it along with love, from me to you to you to you  
 C Am  
 Da da da da da dum dum da

Chords as used in this song.

EADGBE  
 C- X32010  
 Am- X02210  
 G7- 320001  
 F7- 131231  
 C7- x32310  
 Gm- 355333  
 F- 133211  
 D7- xx0212  
 G- 355433  
 G+- 3X5443

## Thank you girl

From: ers@world.std.com (Edmund R Schluessel)  
 Date: Thu, 1 Jun 1995 01:43:57 GMT  
 Subject: CRD:"Thank You Girl" (Beatles!)

Thank You Girl

by John Lennon & Paul McCartney (Beatles)  
 Released as single and on "Live at the BBC"

I find that the E and A right after the Amaj7 come out closer if you omit the E string from each. No special tunings

D D7  
 D D7  
 Oh, oh,

A E A  
 you be good to me  
 E Amaj7 E A  
 You make me glad when I was blue  
 A E A  
 And eternally  
 E Amaj7 E A  
 I'll always be in love with you.  
 D A7  
 And all I gotta do  
 D E  
 Is thank you girl, thank you girl.

A E A  
 I can tell the world  
 E Amaj7 E A  
 A thing or two about our love  
 A E A

And, oh little girl,  
 E Amaj7 E A  
 Only a fool would doubt our love.

D A7  
 And all I gotta do  
 D E  
 Is thank you girl, thank you girl.

D  
 Thank you girl for  
 A  
 Loving me the  
 E  
 Way that you do  
 E  
 Way that you do  
 E7  
 That's the kind of  
 D7  
 Love that seems too  
 A7  
 Good to be true.

D A7  
 And all I gotta do  
 D E  
 Is thank you girl, thank you girl.

D D7

D D7  
 Oh, oh,

A E A  
 you be good to me  
 E Amaj7 E A  
 You make me glad when I was blue  
 A E A  
 And eternally  
 E Amaj7 E A  
 I'll always be in love with you.

D A7  
 And all I gotta do  
 D E  
 Is thank you girl, thank you girl.

D D7

D D7 A D A D  
 Oh, oh, oh.  
 D D7 A D A D  
 Oh, oh, oh.  
 D D7 A D A D A  
 Oh, oh, oh.

Chords guessed at by Edmund Schluessel (ers@world.std.com) 31 May 1995

I hope this works (1st time posting CRD file)

```
/-- |-\ | \ /| | | | \ | |-\ Edmund Rudolph Schlusssel, ers@world.std.com
>- | | | \ / | | | | \ | | | RXJR87C@prodigy.com "Hradlefk sdar dolha, nur
```

\-- |-/ | | \\_/ | | |-/ dolhac sdar hradschar"

## ***She loves you***

There really is such a word as 'beetle', an implement for converting raw flax fiber into linen. But there was also a rock 'n' roll group called the 'Beatles' who, according to rhythm guitarist John Lennon, spelled 'beetle' with 'a' because they were a 'beat' group - get it?

This quartet of lovable Liverpool (England) mop-tops had some US success with 'Mr. Moonlight' (1964) and 'Maxwell's Silver Hammer' (1969) - and even toured the States on the same bill as the Remains in 1966 - before splitting up in 1970 to pursue solo careers. Bassist Paul McCartney went on to become a successful lounge singer. -- AWR

"She Loves You"  
(J. W. Lennon - J. P. McCartney)

Intro:

Em  
She loves you, yeah, yeah, yeah  
A  
She loves you, yeah, yeah, yeah  
C G6  
She loves you, yeah, yeah, yeah

Verse 1:

G Em  
You think you've lost your love  
Bm D  
Well I saw her yesterday  
G Em  
It's you she's thinking of  
Bm D  
And she told me what to say

Chorus:

[1: She says 3: Because] she loves you  
Em [xx5003 xx4002 xx2000]  
And you know that can't be bad  
Cm  
Yes she loves you  
D  
And you know you should be glad

Verse 2:

She said you hurt her so  
She almost lost her mind  
But now she says she knows  
You're not the hurting kind

[repeat chorus]

Post-chorus:

Em  
 She loves you, yeah, yeah, yeah  
 A  
 She loves you, yeah, yeah, yeah  
 Cm  
 With a love like that  
 D G  
 You know you should be glad

## Verse 3:

And so its up to you  
 I think it's only fair  
 Pride can hurt you too  
 Apologize to her

[repeat chorus]

[repeat post-chorus] G G/F# Em  
 (...glad)

## Coda:

Cm  
 With a love like that  
 D7 G G/F# Em  
 You know you should be glad

Cm  
 With a love like that  
 D [N.C.] G G/F#  
 You know you should be glad  
 Em6  
 Yeah, yeah, yeah  
 C G6  
 Yeah, yeah, yeah, yeah

-- another ace 60's tab from Andrew Rogers

***I'll get you***

here's this Beatles song , which i posted cause i didn't saw it on the Beatles dir. This one is written in the key of Db .Enjoy it , and write me if u want. By the way this is my third song posted. The other two are in the John Lennon Dir.

Db Ab Db Ab  
 Oh yeah, oh yeah, oh yeah, oh yeah.  
 Db Gb Ab7  
 Imagine I'm in love with you it's easy 'cause I know;  
 Db Bm  
 I've imagined I'm in love with you  
 Gb Ab  
 many, many, many times before.  
 Db Abm Db  
 I'ts not like me to pretend, but I'll get you.  
 Bbm  
 I'll get you in the end;



## Oh Yeah

Verse 1 \*You can play the Power Chords,  
when noted or play the Normal Chords.

G5 G6 G5 D5 D6 D5 Gtr Fill 1(Bottom)  
I'll tell you something

Em B7  
I think you'll understand.

G5 G6 G5 D5 D6 D5 Gtr Fill 1  
When I say that something.

Em B7 Baug B7 Baug

I wanna hold your hand (Gtr Fill 2) >> B|---0-----|  
G|-2-----0--|

Chorus D|-1---1----|

C D G Em A|-2---2---|

I wanna hold your hand. 1 2 3 + 4 +

C D G  
I wanna hold your hand.

## Verse 2

Oh please say to me you'll let me be your man.  
And please say to me you'll let me hold your hand.

(Repeat Chorus)

## Bridge

Dm G C Am

And when I touch you I feel happy inside.

Dm G C

It's such a feeling that my love,

D\* C\* D\* C\* D\* D5 D6 D5 D6 D5

I can't hide, I can't hide, I can't hide.

## Verse 3

Yeah you got that somethin', I think you'll understand.  
When I say that something. I wanna hold your hand.

(Repeat Chorus)

(Repeat Bridge)

## Verse 4

Yeah you got that somethin', I think you'll understand.  
When I feel that something. I wanna hold your hand.

## Outro Chorus

C D G Em

I wanna hold your hand.

C D B7

I wanna hold your hand.

C D C (Gtr Outro Riff 2) G

I wanna hold your hand.

## Guitar Riff 1

E|-----|

B|-----5b-----|

G|-----|

D|-----|

A|---5---4---5---6---7---|

E|-----|

## Guitar Outro Riff 2

```

E|-----3-----
B|-----0-----
G|-----0-----
D|----2--0-----2--0-----0-----
A|-3-----3-----2-----
E|-----3-----

```

Chords as used in this song.

```

EADGBE
C*- X3555X
D*- X5777X
D5- X57XXX
D6- X58XXX
G5- 35XXXX
G6- 36XXXX
E5- 022XXX
B7- X21202
C- X32010
D- XX0232
G- 320001
Em- 022000

```

**This Boy**

Aka -(Ringo's Theme)

Chords:

```

DM7 xx0222      G 353433
Bm x24432      F#7 242322
Em7 022000     D7 x5453x
A x02220      E 022100
D9 x54555     A7 x02020

```

**Intro:**

```

D/A Asus4 D/A
e|-----
B|--3----3----3----
G|--2----2----2----
D|--4----2----4----
A|--0----0----0----
E|-----

```

DM7 Bm Em7 A

**Verse 1:**

```

D      Bm Em7      A7 D Bm
That boy_____ took my love away.
Em7      A7      D Bm
    Though he'll regret it someday,
Em7 (stop) A6 (stop)      D Bm Em7 A
This boy wants you back again.

```

**Verse 2:**

```

D      Bm Em7      A      D Bm
That boy isn't good for you.
Em7      A      D Bm
    Though he may want you, too,

```

Em7 (stop) A6 (stop) D D7  
 This boy wants you back again.

**Bridge:**

D9 G F#7  
 Oh, and this boy would be happy  
 Bm D D9  
 Just to love you, but oh my-y-y-y  
 G E  
 That boy won't be happy  
 A7 A6  
 'Til he's seen you cry-y-y-hi-i-i

**Verse 3:**

D Bm Em7 A D Bm  
 This boy wouldn't mind the pain,  
 Em7 A DM7 Bm  
 Would always feel the same,  
 Em7 (stop) A6 (stop) D Bm Em7 A  
 'Til this boy gets you back again.

D Bm Em7 A  
 This boy  
 D Bm Em7 A  
 This boy  
 D Bm Em7 A  
 This boy...

[Guitar on Outro ]  
 e|--10-9--7--9-----  
 B|-----7/10-----  
 G|--7--6--4--6-----  
 D|-----4/7-----

**[Vocal Harmonies (tabbed)]**

Verse 1: Bm Em7 A D Em Em7 A D Bm  
 e|-----  
 B|--2---2---0---0---2--3---5-2--0--0---0---2-3---2--2---3---2-0-----  
 G|--2---2---0---2--4---2-2---0---0---2-4---2--2---2-----  
 D|--4---4---2---4--5---4-4---2---2---4-5---4--7--7---9-4---(2-4-2-0)--  
 A|-----  
 E|-----  
 That boy\_\_ took my love away\_\_ Though he'll regret it someday-e-ay\_\_,

Em7 A D Bm Em7 A  
 e|-----  
 B|-----  
 G|----4---4---6---4---2---4-4--6-4-2--  
 D|----5---5---7---5---4---5-5---4--  
 A|--7--5---5---9---7--5---7-7---5--  
 E|-----  
 but This boy wants you back a-gain\_\_\_\_\_

\*\*\*\*\*

**Komm, gib mir deine hand**

{title: Komm Gib Mir Deine Hand}  
 {subtitle: Beatles}

[F] [F#] [G] [F] [F#] [G] [F] [F#] [G] [G7]  
 Oh [C]komm doch, komm zu [G]mir  
 \[Am]Du nimmst mir den Ver[Em]stand



Oh [C]komm doch, komm zu [G]mir  
 \[Am]Komm, gib mir deine [Em]Hand!  
 \[F]Komm, gib mir [G]deine [C]Hand, [Am]  
 \[F]Komm, gib mir [G]deine [C]Hand.

Oh du bist so sch-n  
 sch-n wie ein Diamant  
 Ich will mit dir gehen  
 Komm, gib mir deine Hand!  
 Komm, gib mir deine Hand,  
 Komm, gib mir deine Hand.

{soc}  
 \[Gm7]In deinen [C7]Armen bin ich [F]gl,cklich und [Dm]froh  
 \[Gm7]Das war noch [C7]nie bei einen [F]Ander'n  
 einmal [G]so, [F]einmal [G]so, [F]einmal [G]so![G7]  
 {eoc}

Oh komm doch, komm zu mir  
 Du nimmst mir den Verstand  
 Oh komm doch, komm zu mir  
 Komm, gib mir deine Hand!  
 Komm, gib mir deine Hand,  
 Komm, gib mir deine Hand.

{soc}  
 In deinen Armen bin ich gl,cklich und froh  
 Das war noch nie bei einen Ander'n  
 einmal so, einmal so, einmal so!  
 {eoc}

Oh du bist so sch-n  
 sch-n wie ein Diamant  
 Ich will mit dir gehen  
 Komm, gib mir deine Hand!  
 \[F]Komm, gib mir [G]deine [E]Hand,  
 \[F]Komm, gib mir [G]deine [F]Hand.[C]

## Sie liebt dich

SIE LIEBT DICH (SHE LOVES YOU)  
 (Lennon/McCartney)  
 The Beatles  
 Past Masters Vol. I

Note: The "yea yea yea" phrase is a simple G-> F#-> E (these are notes, not chords). It gets interesting at the end of each chorus when the run goes G-> F#-> E-> D and the E AND the D notes get held out. This creates that cool dissonance. The dissonance is all in the vocals, but I'm writing it here as a G6 chord for the guitar (see below for fingering). I just want you to be aware that the Beatles are not playing this chord on their instruments (they are playing a regular G chord).

Em  
 Sie liebt dich, yeah, yeah, yeah  
 A

riff 1:

-----

Sie liebt dich, yeah, yeah, yeah | -3-----3--5b(6)5--3-----3- |  
 C G6 [riff 1] | -3--5--3--5b(6)5--3--5--3- |  
 Sie liebt dich, yeah, yeah, yeah | ----5-----5----- |  
 |-----|

G Em  
 Du glaubst sie liebt nur mich  
 Em D  
 Gestern hab' ich sie gesehen  
 G Em  
 Sie denkt ja nur an dich  
 Em D  
 Und du solltest zu ihr gehen

G riff 2:  
 O ja, sie liebt dich, | --3--2--0-- |  
 Em [riff 2] | --0--0--0-- |  
 Schoner kann es gar nicht sein | --0--0--0-- |  
 Cm | --2--2--2-- |  
 Ja, sie liebt dich, | ----- |  
 D [riff 1] | ----- |  
 Und da solltest du dich freuen

G Em  
 Du hast ihr weh getan  
 Em D  
 Und sie wuBte nicht warum  
 G Em  
 Du warst nicht schuld daran  
 Em D  
 Und drehtest Dich nicht um

G  
 O ja, sie liebt Dich,  
 Em [riff 2]  
 Schoner kann es gar nicht sein.  
 Cm  
 Ja, sie liebt dich,  
 D  
 Und da solltest du dich freuen. Oooh!

Em  
 Sie liebt dich, yeah, yeah, yeah.  
 A  
 Sie liebt dich, yeah, yeah, yeah.  
 Cm  
 Denn mit dir allein  
 D G [riff 1]  
 Kann sie nur glucklich sein.

G Em  
 Du muBt jetzt zu ihr gehn  
 Em D  
 Entschuldig' dich bei ihr.  
 G Em  
 Ja das wird sie verstehen  
 Em D  
 Und dann verzeiht sie dir.

G  
 O ja, sie liebt Dich,

Em [riff 2]  
Schoner kann es gar nicht sein.

Cm  
Ja, sie liebt dich,

D  
Und da solltest du dich freuen. Oooh!

Em  
Sie liebt dich, yeah, yeah, yeah.

A  
Sie liebt dich, yeah, yeah, yeah.

Cm  
Denn mit dir allein

D G Em [riff 3]  
Kann sie nur glücklich sein.

Cm  
Denn mit dir allein

D G Em [riff 3]  
Kann sie nur glücklich sein

Cm  
Denn mit dir allein

D7 G [riff 2]  
Kann sie nur glücklich sein!

Em  
Yeah, yeah, yeah.

C G6  
Yeah, yeah, yeah, yeah.

```
|-----|
|-----|
|-----|
|----0----|
|-----|
|--3-----2-----0--|
```

"G6"  
-0-  
-3-  
-0-  
-0-  
-2-  
-3-

transcribed by Chris Sears  
cts@mail.utexas.edu

## Long tall Sally

LONG TALL SALLY

written by Robert Blackwell, Enotris Johnson, and Little Richard  
tab transcribed by Collins Crapo

(later covered by the Beatles in the key of G)

F  
I'm gonna tell Aunt Mary 'bout Uncle John  
He claims he has the misery but he has a lot of fun

CHORUS:

Bb F C Bb F  
Oh baby, yeah baby, wo baby, we'll be havin' some fun tonight

Verse 2:

Well, long tall Sally, she's built for speed  
She's got everything that Uncle John needs

(chorus)

Verse 3:

I saw Uncle John with bald-headed Sally  
He saw Aunt Mary comin' and he ducked back in the alley

(chorus)

(instrumental, pattern of verse-chorus-verse-chorus)

(repeat verse 2)

(chorus)

(repeat verse 3)

(chorus)

F  
We're gonna have some fun tonight  
Have some fun tonight  
Bb  
Have some fun tonight  
F  
Everything's all right  
C                    Bb                    F  
Have some fun, yeah, some fun tonight

## ***I call your name***

From: hb3@aixterm2.urz.uni-heidelberg.de (Franz Lemmermeyer)

I call your name (Lennon/McCartney)

                  F#7                    E7            B7 (hold)

|-----0--0-0--0-----0--0-0--2-  
|-----2--2-2--2-----3--3-3--0-  
|-----3--3-3--3---0---0-----1--1-1--2-  
|----0-2--4--4--4-4--4-4---2---2-0---2--2--2-2--1-  
|-2-----4--4-4--4-----2---2--2-2--2-  
|-----0--0-0--x-

                  E7                    C#7  
I call your name but you're not there  
                  F#7                    B7  
Was I to blame for being unfair  
                  E7                    C#7  
Oh I can't sleep at night since you've been gone  
                  F#7                    A  
I never weep at night, I can't go on

                  A  
Don't you know I can't take it  
                  C#m  
I don't know who can  
                  F#  
I'm not going to make it  
                  C B7  
I'm not that kind of man.

Oh I can't sleep at night but just the same  
 I ever weep at night I call your name.

C#7 x43404 (B7 moved up to frets)

```

`&' *****
# Franz Lemmermeyer ** Die endgueltige *
# Erwin-Rohde-Str. 19 ** Teilung *
_#_ 69120 Heidelberg ** Deutschlands, *
( # ) ** das ist unser *
/ O \ hb3@ix.urz.uni-heidelberg.de ** Auftrag! *
( == ) ***** Chlodwig Poth ****
`_--' *****
    
```

**Slow down**

TAB: Slow Down

MUSIC BY: Larry Williams (Covered by the Beatles on the  
 Slow Down/Matchbox single)

TABBED BY: The Beatles Central Team (jpgr\_beatles@yahoo.com)

Intro:

The following two measures will be referred to from now on as Lick1.  
 This lick is repeated many times throughout the song.

C

```

E|-----|-----|
B|-----|-----8--10---10p8---10p8---|
G|-----|-7/9-----|
D|-----|-----|
A|-----|-----|
E|-----|-----|
  ^      ^      ^      ^      ^      ^      ^      ^
    
```

(Repeat Lick1 3 more times)

F (This is Lick2)

```

E|-----|-----|
B|-----|-----13--15--15p13---15-12---|
G|-----|-12/14-----|13---|
D|-----|-----|
A|-----|-----|
E|-----|-----|
  ^      ^      ^      ^      ^      ^      ^      ^
    
```

```

E|-----|-----|
B|-/13-----|-----13--15--15p13---15-7---|
G|-/14-----|-12/14-----|8---|
D|-----|-----|
A|-----|-----|
E|-----|-----|
  ^      ^      ^      ^      ^      ^      ^      ^
    
```

C

```

E|-----|-----|
B|-/8-----|-----8--10---10p8---10-7---|
    
```

G|-/9-----| -7/9-----8--  
 D|-----|-----  
 A|-----|-----  
 E|-----|-----  
 ^ ^ ^ ^ ^ ^

E|-----|-----  
 B|-/8-----|-----8--10---10p8---10p8---  
 G|-/9-----| -7/9-----  
 D|-----|-----  
 A|-----|-----  
 E|-----|-----  
 ^ ^ ^ ^ ^ ^

G (This is Lick3)

E|-----|-----  
 B|-----15--17--17p15---17-12--  
 G|-14/16-----13--  
 D|-----|-----  
 A|-----|-----  
 E|-----|-----  
 ^ ^ ^ ^ ^ ^

F

E|-----|-----  
 B|-/13-----|-----  
 G|-/14-----|-----  
 D|-----|-----  
 A|-----|-----  
 E|-----|-----  
 ^ ^ ^ ^ ^ ^

C

E|-----|-----  
 B|-7/8-----|-----8--10---10p8---10-7--  
 G|-8/9-----| -7/9-----8--  
 D|-----|-----  
 A|-----|-----  
 E|-----|-----  
 ^ ^ ^ ^ ^ ^

E|-----|-----  
 B|-/8-----|-----8--10---10p8---10--  
 G|-/9-----| -7/9-----  
 D|-----|-----  
 A|-----|-----  
 E|-----|-----  
 ^ ^ ^ ^ ^ ^

Verse 1:

C

Well come on, pretty baby, won't you walk with me?

Come on, pretty baby, won't you talk with me?

Come on, pretty baby, give me one more chance

F

Try and save our romance! Slow down!

(Play Lick2)

Bridge:

F C  
Baby now you're movin' way too fast

(Play Lick1 twice)

G F C  
You gotta gimme little lovin' gimme little lovin' Ow!

if you want our love to last

(Play Lick1 twice)

Verse 2:

C  
Well I used to walk you home, baby, after school

carry your books home too

But now you got a boyfriend down the street

Baby what you tryin' to do a-do? You better slow down! F

(Play Lick2)

Bridge:

F C  
Baby now you're movin' way too fast

(Play Lick1 twice)

G F C  
You gotta gimme little lovin' gimme little lovin' Brr!

if you want our love to last

(Play Lick1 once)

Solo:

C

E -----	-----
B -----	-----
G -----	-----
D -----1-----	-----1--3-----
A -----1h3-----	3-----3-----
E -----3--3-----	-----
^ ^ ^ ^	^ ^ ^ ^

E -----	-----
B -----	-----
G -----	-----
D -3/5-----5-----5\3--1-----	-----1--3-----
A -----3-----	1h3-----3-----3-----
E -----	-----
^ ^ ^ ^	^ ^ ^ ^

E -----	-----
B -----	-----
G -----3-----	-----
D -/5-----5\3-----1-----	-----1-----3-----
A -----3-----	1/3-----3-----
E -----	-----
^ ^ ^ ^	^ ^ ^ ^

E -----	-----
B -----	-----
G -----3-----	-----3-----3-----
D -3/5-----5\3--1-----	3/5-----3/5-----3/5-----
A -----	-----
E -----	-----
^ ^ ^ ^	^ ^ ^ ^
C	F

E -----	-----
B -----	-----
G -----3-----	-----
D -3/5-----5\3--1-----3-----	-----3-----
A -----	-----
E -----	1-----
^ ^ ^ ^	^ ^ ^ ^

E -----	-----
B -----	-----
G -----3-----	-----8-----10b(12)
D -3b(4)-----3b(4)-----1-----	-----8h10-----
A -----	-----10-----
E -----	-----
^ ^ ^ ^	^ ^ ^ ^
	C

E -----	-----
B -----	-----
G -----10b(12)-10-----8-----	-----8-----10-----
D -----10-----	-----10-----
A -----	-----
E -----	-----
^ ^ ^ ^	^ ^ ^ ^

E -----8-----	-----
B -8-----8-----	8-----8-----8-----8-----
G -10b(12)-10b(12)-10b(12)p8-----	10b(12)-10b(12)-----10b(12)-10b(12)
D -----	-----
A -----	-----
E -----	-----
^ ^ ^ ^	^ ^ ^ ^
	G

E -----	-----
B -8-----8-----	-----8-----
G -10b(12)-10b(12)-(12)r10-8-----	-----10/12-12--10/12--
D -----	-----
A -----	-----
E -----	-----
^ ^ ^ ^	^ ^ ^ ^
	F

E -----	-----8-----8-----
B -8-----8-----	-----7-----6-----
G -----10/12-----10-----8/12-----	-----
D -----	-----
A -----	-----



```

E|-----8-----8-----8-----8-----|-----8-----8-----|
  ^         ^         ^         ^             ^         ^         ^         ^
C
E|-8-----8-----8-----8-----|-----8-----8-----|
B|-7-----7-----6-----7-----|-----8-----8-----|
G|-----8-----8-----8-----8-----|-----8-----8-----|
D|-----8-----8-----8-----8-----|-----8-----8-----|
A|-----8-----8-----8-----8-----|-----8-----8-----|
E|-----8-----8-----8-----8-----|-----8-----8-----|
  ^         ^         ^         ^             ^         ^         ^         ^

```

```

Well, you
E|-----8-----8-----8-----8-----|
B|-8h9-----8-----8-----8-----|
G|-----8-----8-----8-----8-----|
D|-----8-----8-----8-----8-----|
A|-----8-----8-----8-----8-----|
E|-----8-----8-----8-----8-----|
  ^         ^         ^         ^             ^         ^         ^         ^

```

Verse 2:

```

C
know that I love you, tell the world I do
Come on, pretty baby, why can't you be true?
I need you badly, baby, oh so bad
The best little woman I ever had Slow down! F
(Play Lick2)

```

Bridge:

```

F C
Baby now you're movin' way too fast
(Play Lick1 twice)
G F C
You gotta gimme little lovin' gimme little lovin' Brr!
if you want our love to last
(Play Lick1 once)

```

Coda:

```

C
E|-----3-----3-----|
B|-----3-----3-----|

```

```

G|-----3-----|-----3-----
D|-3---3---1-----|-----2-----
A|-----1---2---3-----3-----
E|-----3---1-----|-3-----
  ^         ^         ^         ^         ^         ^         ^         ^

```

```

-----
| Tabbed By the Beatles Central Team (jpgr_beatles@yahoo.com) |
| Visit Beatles Central for every major release by The Beatles |
| in MIDI and Tab form (over 250 songs), as well as biographies. |
| http://members.tripod.com/~jpgr_beatles/index.html |
-----

```

## Matchbox

```

#-----PLEASE NOTE-----#
#This file is the author's own work and represents their interpretation of the #
#song. You may only use this file for private study, scholarship, or research. #
#-----##

```

```

<TPLBA@aol.com>
Sender: "TPLBA" <TPLBA@aol.com>
To: guitar@nevada.edu
Date: Sat, 18 Jun 94 16:52:11 EDT
Subject: Perkins, Carl: Matchbox

```

Matchbox  
Carl Perkins

```

      A
Well, I'm sitting here wondering would a matchbox hold my clothes?
      D
Yeah, I'm sitting here wondering would a matchbox hold my clothes?
      E              A
I ain't got n matches but I got a long way to go.

```

Well, I'm an old poor boy and I'm a long, long way from home  
I'm an old poor boy and I'm a long, long way from home  
Guess I'll never be happy; everything I do is wrong.

Let me be your little dog 'til your big dog come.  
Let me be your little dog 'til your big dog come.  
When your big dog gets here, show him what this little puppy done

[Repeat Verse 1]

T. Lindsey (TPLBA@AOL)

## I feel fine

```

From: hertzberg@netcad.enet.dec.com (Marc Hertzberg (History: Love it or leave it!))
Subject: TAB: I Feel Fine (Lennon/McCartney)

```

Disclaimer: The "I Feel Fine" riff is very difficult to make sound exactly authentic. Although I've tabbed out the basics here, there are subtleties which I haven't or may not have reflected, such as how notes ring, the exact sloppiness with which the riff should be played, etc.

Marc

I Feel Fine  
(Lennon/McCartney)

The song begins with a single plucked "A" note, sounds like a bass guitar to me, which builds in feedback until the string is vibrating hard enough to cause a buzz.

The "I Feel Fine" riff (repeat as needed):

D C

```

-|-----|-----|-----|-----|
-|-----|-----|-----|-----|
-|-----12-|---11---11-11-|-----10|---9-----9---|
-|-----12--12-10--10-|-----14----12--|-----10--10-8--|-----12----10--|
-|-----12---|-----12-----|-----10--|-----10--10--|
-|---10-----|-----|---8-----|-----8---|
  ^   ^   ^   ^   ^   ^   ^   ^   ^   ^   ^   ^   ^   ^
G
-|-----|-----|
-|-----|-----|
-|-----5-|---4-----4---|
-|-----5---5-3---|-----7----5-5-|
-|-----5---5---|-----5---|
-|---3-----|-----3---|
  ^   ^   ^   ^   ^   ^   ^   ^

```

Verse 1:

G  
Baby's good to me you know she's happy as can be  
D  
You know she said so  
C G  
I'm in love with her and I feel fine

Verse 2:

G  
Baby says she's mine you know she tells me all the time  
D  
You know she said so  
C G  
I'm in love with her and I feel fine

Middle:

G Bm C D7  
I'm so glad that she's my little girl  
G Bm Am D7  
She's so glad she's telling all the world

Verse 3:

G  
That her baby buys her things you know he buys her diamond rings  
D7  
You know she said so  
C G  
I'm in love with her and I feel fine

Solo:

```

-----
-|-----6-----8-----6-----
-|--5/7-----7/9-----5/7-----7\5--3-----
-|-----5-----
-|-----
-|-----

```

Then play magic "I Feel Fine" riff as band comes back in.

Then repeat from verse 2 to the end of verse 3, except instead of the very last line of verse 3, substitute:

```

D7           C           G
She's in love with me and I feel fine

```

```

D7           C           G
She's in love with me and I feel fine

```

Beatles Tab by Marc Hertzberg  
 Digital Equipment Corporation  
 hertzberg@netcad.enet.dec.com

---

Tab Special Notations:

```

----0---- play the open string ('fret zero')
----5---- play fret five
----5~---- play fret five with vibrato
---5/7--- play fret five, slide up to fret seven
---7\5--- play fret seven, slide down to fret five
--7\5/7-- play fret seven, slide down to fret five, slide back up
--8b(9)-- play fret eight, bend the string (at fret eight) to reach
           the pitch of fret nine
--b(9)8-- play fret eight already bent to the pitch of fret nine,
           unbending until it reaches the normal pitch of fret eight
----h7--- hammer-on to fret seven
----p5--- pull-off to fret five
---/7---- slide up to fret 7 (the starting fret of the slide is
           undefined, judge by ear)
---15\--- play fret 15, slide down (the ending fret of the slide is
           undefined, judge by ear)
---0h3--- play the open string and immediately hammer-on to fret
           three
---7p5--- play fret seven and immediately pull-off to fret five

```

```

>From: spxhaw@thor.cf.ac.uk (Howard Wright \(\???\))
>Subject: *** I Feel Fine - TAB ***

```

I Feel Fine - The Beatles

---

tabbed by Howard Wright

I'm pretty sure the song is in G - but if I'm wrong then adjust the tab accordingly moving up or down a fret or two

INTRO:

-----

```

E-----
B-----
G-----12--11-----11-----10--9-----9---
D-----12-12-10----10--10--14--10-----10-10-8---8---8--12--8---
A-----12-12----12-----12-----10-10--10-----10-----
E---10-----8-----
    
```

```

E-----
B-----
G-----5--4---4-----5--4---4-----
D-----5-5-3---3--3--7--3---5-5-3---3--3--7--3-----
A-----5-----5-----5-----5-----5-----
E---3-----3-----
    
```

This is obviously just the same riff moved down to different positions. This is the main riff of the song.

In fact most of the song is just this riff played at the three different positions (G,C,D)

The only different bit is :

```

G           Bm           C           D7
I'm    so    glad    that    she's my little girl

G           Bm           C           D7
She's  so    glad    she's telling all the world
    
```

The solo is over the G/C/D riff.

Enjoy!

Howard

### ***She's a woman***

TAB: She's A Woman

MUSIC BY: The Beatles (From the I Feel Fine single)

TABBED BY: The Beatles Central Team (jpgr\_beatles@yahoo.com)

Intro:

```

E7 / / / /   D7 / / / /   A7 / / / / / / / /

E|-12-      E|-10-      E|-5-
B|-15-      B|-13-      B|-8-
G|-13-      G|-11-      G|-6-
D|-12-      D|-10-      D|-5-
A|-14-      A|-12-      A|-7-
E|-12-      E|-10-      E|-5-
    
```

Verse 1:

A7                    D7                    A7  
My love don't give me presents

A7                    D7                    A7  
I know that she's no peasant

D7  
Only ever has to give me

Love forever and forever

A7                    D7                    A7  
My love don't give me presents

E7  
Turn me on when I get lonely

D7  
People tell me that's she's only

A7                    D7                    A7  
foolin' I know she isn't

Verse 2:

A7                    D7                    A7  
She don't give boys the eye

A7                    D7                    A7  
She hates to see me cry

D7  
She is happy just to hear me

Say that I will never leave her

A7                    D7                    A7  
She don't give boys the eye

E7  
She will never make me jealous

D7  
Gives me all her time as well as

A7                    D7                    A7  
lovin', Don't ask me why

Chorus:

C#m                    F#  
She's a woman who understands

C#m                    D                    E  
She's a woman who loves her man

Verse 3:

A7 D7 A7  
My love don't give me presents

A7 D7 A7  
I know that she's no peasant

D7  
Only ever has to give me

Love forever and forever

A7 D7 A7  
My love don't give me presents

E7  
Turn me on when I get lonely

D7  
People tell me that's she's only

A7 D7 A7  
foolin' I know she isn't

Chorus:

C#m F#  
She's a woman who understands

C#m D E  
She's a woman who loves her man

A7 E7 A7  
Woo oo oo woo

Solo:

A7

A7

D7

B|-----|-----|  
 G|-/11-----9-----7-----|7-----7-----7\--5-----|  
 D|-----|-----|  
 A|-----|-----|  
 E|-----|-----|  
 ^ ^ ^ ^ ^ ^ ^ ^

A7

E|-----5-----3-----|2--2-----2--0-----|  
 B|-----|-----|  
 G|-/6-----4-----2-----|2--2-----2--2-----|  
 D|-----|-----|  
 A|-----|-----|  
 E|-----|-----|  
 ^ ^ ^ ^ ^ ^ ^ ^

E7

E|-----7-----|-----10-----10\--8-----|  
 B|-----3-----|-----|  
 G|-/4-----/7-----7-----|/11-----11\--9-----|  
 D|-----|-----|  
 A|-----|-----|  
 E|-----|-----|  
 ^ ^ ^ ^ ^ ^ ^ ^

A7

E|-----8-----5-----|-----|  
 B|-----|-----|  
 G|-----|-----|7b9r7-----7b9r7-----5-----|  
 D|-----|-----|  
 A|-----|-----|  
 E|-----|-----|  
 ^ ^ ^ ^ ^ ^ ^ ^

Chorus:

C#m F#  
 She's a woman who understands

C#m D E  
 She's a woman who loves her man

Verse 4:

A7 D7 A7  
 She don't give boys the eye

A7 D7 A7  
 She hates to see me cry

D7  
 She is happy just to hear me

Say that I will never leave her

A7 D7 A7  
 She don't give boys the eye

E7



She will never make me jealous

D7

Gives me all her time as well as

A7                    D7                    A7

lovin', Don't ask me why

Coda:

A7

She's a woman

She's a woman

D7

She's a woman

A7

She's a woman

E7

She's a woman...

-----  
 | Tabbed By the Beatles Central Team (jpgr\_beatles@yahoo.com) |  
 | Visit Beatles Central for every major release by The Beatles |  
 | in MIDI and Tab form (over 250 songs), as well as biographies. |  
[http://members.tripod.com/~jpgr\\_beatles/index.html](http://members.tripod.com/~jpgr_beatles/index.html)

## **Bad boy**

Song - BAD BOY.

Album - PAST MASTERS 1.

Artist - BEATLES

Written by - LARRY WILLIAMS

Tabbed by - lennon.mccartney@excite.com

Fast tempo. Repeat riffs throughout.

C

```
E|-----|
B|-----|
G|-----2--2-|
D|-----2--2--5--5-|
A|---3--3-|
E|-----|
```

(Verse 1)

A bad little kid moved in-to my neighborhood.  
 He won't do nothing right just sitting down and looks so good.

(Verse 2)

Buys every rock and roll book on the magazine stand.  
 Every dime that he get is lost to the jukebox man.

(Verse 3)

Going tell your mama you better do what she said.  
 Get to the barber shop and get that hair cut off your head.

F

```
E|-----|
B|-----|
G|-----7--7-|
D|-----7--7--10--10-----|
A|---8--8-----|
E|-----|
```

(Verse 1)

He don't want to go to school and learn to read and write.

(Verse 2)

Well he worries his teacher till at night she's ready to poop.

(Verse 3)

Threw the canary and you fed it to the neighbors cat.

C

```
E|-----|
B|-----|
G|-----2--2-|
D|-----2--2--5--5-----|
A|---3--3-----|
E|-----|
```

(Verse 1)

Just sits around the house and plays the rock and roll music all night.

(Verse 2)

From rocking and a-rolling spinning in a hula hoop.

(Verse 3)

You gave the cocker spaniel a bath in mother's laundramat.

G

F

C

```
E|-----|-----|-----|
B|-----|-----|-----|
G|-----|-----|-----|
D|-----|-----|-----|
A|--10 10 10 10--10-10-|--8-8-8-8--8-8-|--3-3-3-3--3-3-|
E|-----|-----|-----|
```

(Verse 1)

Well, he put some tacks on teachers chair  
 Puts some gum in little girl's hair.

(n/c)

Hey, junior, behave yourself.

(Verse 2)

Well this rock and roll has got to stop.  
 Junior's head is hard as rock.

(n/c)

Now, junior, behave yourself.

(Verse 3)

Well, mama's head has got to stop.  
 Junior's head is hard as rock.

(n/c)

Now, junior, behave yourself

CHORDS.

Versel.

C

A bad little kid moved into my neighborhood  
He won't do nothing right just sitting down and looks so good

F

He don't want to go to school and learn to read and write

C

Just sits around the house and plays the rock and roll music all night

G

Well, he put some tacks on teachers chair

F

Puts some gum in little girl's hair

C

Hey, junior, behave yourself

Verse2

C

Buys every rock and roll book on the magazine stand  
Every dime that he get is lost to the jukebox man

F

Well he worries his teacher till at night she's ready to poop

C

From rocking and a-rolling spinning in a hula hoop

G

Well this rock and roll has got to stop

F

Junior's head is hard as rock

C

Now, junior, behave yourself

Verse3

C

Going tell your mama you better do what she said  
Get to the barber shop and get that hair cut off your head

F

Threw the canary and you fed it to the neighbors cat

C

You gave the cocker spaniel a bath in mother's laundramat

G  
Well, mama's head has got to stop

F  
Junior's head is hard as rock

C  
Now, junior, behave yourself

If anybody has the tab for the guitar solo and the other guitar parts,  
please e-mail them to the web-masters of this site at: lennon.mccartney@excite.com

## Yes it is

Date: Tue, 12 Nov 1996 17:19:32 -0600  
From: Rodolfo Caballero <rcaballe@infosel.net.mx>  
Subject: beatles

this is a great song    enjoy it

YES IT IS    The Beatles  
-----  
          E                        A                        F#m7                B7  
If you wear red tonight  
          E    A                        D6                B7  
Remember what I said tonight  
                  C#m    A  
For red is the colour that my baby wore  
          D    C#m  
And what's more, it's true  
          E  
Yes it is

Scarlet were the clothes she wore  
Everybody knows I'm sure  
I would remember all the things we planned  
Understand, it's true  
          E    E7  
Yes it is, it's true

Yes it is

Bm    E7    A    F#m  
I could be happy with you by my side  
Bm    E7    C#m  
If I could forget her, but it's my pride

Yes it is, yes it is  
                                  F#7    B7  
Oh, yes it is, yeah

Please don't wear red tonight  
This is what I said tonight  
For red is the colour that will make me blue  
                                  D    C#m  
In spite of you, it's true  
          E7    G#  
Yes it is, it's true

Yes it is

Bm E7 A F#m  
 I could be happy with you by my side  
 Bm E7 C#m  
 If I could forget her, but it's my pride

Yes it is, yes it is  
 F#7 B7  
 Oh, yes it is, yeah

Please don't wear red tonight  
 This is what I said tonight  
 For red is the colour that will make me blue

D C#m  
 In spite of you, it's true

E  
 finish like in the anthology 2,  
 Yes it is, it's true  
 in the original:

a little riff for a  
 i dont know

A E  
 -----0-----  
 Yes it is, it's true  
 -----0-----2-----

-----1-----

-----  
 -----  
 -----

>From Rodolfo Caballero L.  
 rcaballe@infosel.net.mx

**I'm down**

TAB: I'm Down  
 MUSIC BY: The Beatles (From the Help!/I'm Down Single)  
 TABBED BY: The Beatles Central Team (jpgr\_beatles@yahoo.com)

Verse 1:

G  
 You tell lies thinkin' I can't see  
 You can't cry cause you're laughin' at me

Chorus:

C  
 I'm down (I'm really down)  
 G  
 I'm down (Down on the ground)  
 C  
 I'm down (I'm really down)  
 D7 G

How can you laugh when you know I'm down?  
 D7 G  
 (How can you laugh) when you know I'm down?

Verse 2:

G  
 Man buys ring woman throws it away  
 Same old thing happen every day

Chorus:

C  
 I'm down (I'm really down)  
 G  
 I'm down (Down on the ground)  
 C  
 I'm down (I'm really down)  
 D7 G  
 How can you laugh when you know I'm down?  
 D7 G  
 (How can you laugh) when you know I'm down?

Solo:

G

E	-----	-----
B	-----	-----
G	-----	-----
D	-----3-----	-----
A	-----3h5-----5-----1-----	-----1-----1---3-----
E	-----3-----	-----3-----
	^ ^ ^ ^	^ ^ ^ ^

E	-----	-----
B	-----	-----
G	-----	-----
D	-----3-----3-----	-----5b(7)-----5b(7)----- (7) r5---3-----
A	-----3h5-----5-----	-----
E	-----3-----	-----
	^ ^ ^ ^	^ ^ ^ ^

C

E	-----	-----
B	-----	-----
G	-----3-----	-----5b(7)-----5b(7)----- (7) r5---3-----
D	-----3-----	-----
A	-----3h5-----5-----	-----
E	-----3-----	-----
	^ ^ ^ ^	^ ^ ^ ^

G

E	-----	-----
B	-----	-----3 (vib)-----3 (vib)-----
G	-----3-----	-----
D	-----5-----5-----5-----	-----
A	-----	-----
E	-----	-----

^ ^ ^ ^ ^ ^ ^ ^

D7

E -----	-----
B -3 (vib)-----3 (vib)-----	-3 (vib) --3 (vib) --3 (vib) -----
G -----	-----3 (vib)-----
D -----	-----
A -----	-----
E -----	-----
^ ^ ^ ^	^ ^ ^ ^

G

E -----	-----
B -----	-----
G -----	-----
D -5-----	-----3-----
A -----1-----3-----	-3/5-----5/3-----1-----
E -----3-----	-----
^ ^ ^ ^	^ ^ ^ ^

Verse 2:

G

We're all alone and there's nobody else

Still she'll moan "Keep your hands to yourself!"

Chorus:

C

I'm down (I'm really down)

G

I'm down (Down on the ground)

C

I'm down (I'm really down)

D7 G

How can you laugh when you know I'm down?

D7 G

(How can you laugh) when you know I'm down? Woo!

Instrumental:

G

C G

D7 C G D7

Ah baby you know I'm down

Coda:

G

(I'm really down) I guess I'm down

G

(I'm really down) I'm down on the ground

C

(I'm really down) I'm down

G D7

(I'm really down) Ah baby I'm upside down

C                                    G                                    D7  
 Oh yeah, yeah, yeah, yeah, yeah, I'm down

## The Beatles Past Masters 2

07 March 1988 UK (Parlophone)



### Day tripper

TAB: Day Tripper

MUSIC BY: The Beatles (Released as a Single)

TABBED BY: Eggman - 16 Dec 1998 (eggman98@hotmail.com)

This is that note that seems to appear before every tab found on the Internet telling you how good the song is ...like you didn't know!

I know that Riff 3 isn't exactly right and probably doesn't strum the C# and B chords, but if you're playing on your own then it sounds ok! Alternatively, you could carry the pattern of the first part of the riff throughout.

Day Tripper

Riff in E (Verse)

```
E-----|-----|
B-----|-----|
G-----|-----|
D-----2-0-|-----4-----0-2-|
A-----2-----|-----2-----2-----|
E-0-----3-4-----|-----|
   ^   ^   ^   ^       ^   ^   ^   ^
```

Riff in A (Verse)

```
E-----|-----|
B-----|-----|
G-----2-0-|-----4-----0-2-|
D-----2-----|-----2-----2-----|
A-0-----3-4-----|-----|
   ^   ^   ^   ^       ^   ^   ^   ^
```

All barre chords

| F# | F# | F# | F# | A | G# | C# | B |



Riff 1 (Verse)

```

E-----
B-----
G-----
D-----2--0-----4-----0-2-----
A-----2-----2-----2-----
E--0--3-4-----
    
```

Riff 2 (Verse)

```

E-----
B-----
G-----2--0-----4-----0-2-----
D-----2-----2-----2-----
A--0--3-4-----
E-----
    
```

Riff 3 (Chorus)

```

      F#           A           G#           C#           B
E-----9--9-----9-----7-7--7-----
A--x8-----x2-----x2-----9--9--9--9--9--7-7-7-7-7-----
D-----10-10-10-10-10-10--8-8-8-8-8-8-----
G--4-----7-----6-----11-11-11-11-11-11--9-9-9-9-9-9-----
B--4-4-4-4-/-7-7-7-7-/-6-6-6-6--11-11-11-11-11-11--9-9-9-9-9-9-----
E--2-2-2-2-/-5-5-5-5-/-4-4-4-4--9-----9-----9--7--7--7-----
      <----Light palm mute---->
    
```

Riff 4 (Bridge)

```

E-----
A-----
D-----5-----6-----5-----
G-----5--7--5--5--7-----
B-----5-6-----
E--7-----
    
```

Riff 5 (Solo)

```

                                     BU   BD
E-----12-14 (15) (15) 14-12-----
A--PB-----BU--10--BD--13-13-15-13-15-----13-----
D--(8)7--7-9(11)----(11)9-----9-9-9-9-
G-----9-----9-----9-9-9-9-
A-----
E-----
    
```

Lead Guitar:

- Intro : Riff 1 (x3)
- Verse1 : Riff 1 (X4), Riff 2, Riff 1
- Chorus : Riff 3
- Verse2 : Riff 1 (X4), Riff 2, Riff 1
- Chorus : Riff 3
- Bridge : Riff 4 (x3), Riff 5 (Solo)
- Verse3 : Riff 1 (X4), Riff 2, Riff 1
- Chorus : Riff 3
- Outro : Riff 1 (x9 Fade out)

Lyrics \ Rhythm Guitar:

Verse 1:

E7

Got a good reason

For taking the easy way out

A7

Got a good reason

E7

For taking the easy way out now

Chorus:

F#

She was a day tripper

One way ticket yeah

A7 G#7

It took me so long

C#

B

To find out, and I found out

Verse2:

E7

She's a big teaser

She took me half the way there

A7

She's a big teaser

E7

She took me half the way there now

Chorus:

F#

She was a day tripper

One way ticket yeah

A7

It took me so long

G#7

C#

To find out, and I found out

Bridge:

B

Ahh ahh ahh, ahh ahh, ahh

Verse3:

E7

Tried to please her

She only played one night stands

A7

Tried to please her

E7

She only played one night stands now

Chorus:

F#

She was a day tripper

Sunday driver yeah

A7

It took me so long

G#7

C#

To find out, and I found out

Outro:

E7

Day tripper

Day tripper yeah

Day tripper

Day tripper yeah

Day tripper

Tablature Explained	
--PB--	Bend the note up from the 7th fret to the pitch of the
-(8)7-	8th fret then pick the string and bend back down
--BU--	Pick the string at the 9th fret then bend it up to meet
-9(11)	the pitch of the 11th fret
--BD--	Pick the 9th fret already bent up to the pitch of the
-(11)9	11th fret then bend back down to the correct pitch
-4-/-7	Play the first two frets together then slide up to the
-2-/-5	next frets indicated

Transcribed by the Eggman  
eggman98@hotmail.com

## ***We Can Work It Out***

VERSE 1:

D Dsus4 D  
Try to see it my way

Dsus4 C D  
Do I have to keep on talking 'til I can't go on

D Dsus4 D  
While you see it your way,

D Dsus4 C D  
Run the risk of knowing that our love may soon be gone

## CHORUS:

-----  
 G D  
 We can work it out  
 G A  
 We can work it out

## VERSE 2:

-----  
 D Dsus4 D  
 Think of what you're say - ing  
  
 D Dsus4 C D  
 You can get it wrong and still you think that it's all right  
  
 D Dsus4 D  
 Think of what I'm say - ing  
  
 D Dsus4 C D  
 We can work it out and get it straight or say goodnight

Repeat CHORUS:

## BRIDGE (Middle Eight):

-----  
 Bm Bm/A GM7 Bm/F#  
 Life is very short and there's no ti - i - i - i -ime  
  
 F#aug Bm\* Bm/A Bm/G Bm/F#  
 For fussing and fighting my friend  
 (\* in 3/4 time \_\_\_\_\_)  
  
 Bm Bm/A GM7 Bm/F#  
 I have always thought that it's a cri - i - i - i -ime  
  
 F#aug Bm\* Bm/A Bm/G Bm/F#  
 So I will ask you once again  
 (\* in 3/4 time \_\_\_\_\_)

## VERSE 3:

-----  
 D Dsus4 D  
 Try to see it my way  
  
 Dsus4 C D  
 Only time will tell if I am right or I am wrong  
  
 D Dsus4 D  
 While you see it your way,  
  
 D Dsus4 C D  
 There's a chance that we might fall apart before too long

Repeat CHORUS:

Repeat BRIDGE:

Repeat VERSE 3:

Repeat CHORUS:

End (in 3/4 time)

```
| D   D   D   | Dsus4 D   G   | D
| ^   ^   ^   | ^       ^   ^   | ^
```

Chord Shapes :

-----

EADGBE	EADGBE	EADGBE	EADGBE	EADGBE	EADGBE
xx0232	xx0233	x32013	320003	x02220	x24432
D	Dsus4	C	G	A	Bm

EADGBE	EADGBE	EADGBE	EADGBE	EADGBE	EADGBE
x04432	242322	244322	3x4432	2x4432	3x0023
Bm/A	F#7	F#	Bm/G	Bm/F#	Gb5

## Paperback Writer

See in "[Hey Jude](#)"

## Rain

See in "[Hey Jude](#)"

## Lady Madonna

See in "[Hey Jude](#)"

## The inner light

The Inner Light - The Beatles

Tabbed by Adam Bishop

Tuning - Eb Bb Eb Eb Eb Eb

There is no guitar in this song so I just made up that tuning. All you need are the top three strings anyway. The actual instruments in this song, according to the book Revolution in the

Head by Ian MacDonald, are a harmonium, a flute, a shehnai, a tabla, a pakhavaj, and a sarod. I looked these up on the Internet, and it looks like the sarod is used for the parts I've

tabbed out, with the harmonium mixing in with it to get the constant Eb notes. The tabla and pakhavaj are percussion instruments, and the shehnai and flute are of course the wind instruments you hear.

Harmonium intro:

```
Eb|-----
Eb|-----
Eb|--0---
Eb|-----
Bb|-----
Eb|-----
```

Rest of intro (sarod):

Eb|--0--0-0--0-4p0--0--5p0-5p0-4p0-2p0--0--0-0-0--0-0-0--0-0-0--0-0-0--  
 Eb|--0--0-0--0-4p0--0--5p0-5p0-4p0-2p0--0--0-0-0--0-0-0--0-0-0--0-0-0--  
 Eb|--0--0-0--0-0-----0--0--0--0--0-----0--0-0-0--0-0-0--0-0-0--0-0-0--  
 Eb|-----  
 Bb|-----  
 Eb|-----

Eb|--0-0-0--0-0-0--0-0-0--7--7-7-5--5-5-4--4-4-2--2-2-5--5-5-4--4-4-2--  
 Eb|--0-0-0--0-0-0--0-0-0--7--7-7-5--5-5-4--4-4-2--2-2-5--5-5-4--4-4-2--  
 Eb|--0-0-0--0-0-0--0-0-0--0--0-0-0--0-0-0--0-0-0--0-0-0--0-0-0--0-0-0--  
 Eb|-----  
 Bb|-----  
 Eb|-----

Eb|--2-2-0--0-0-0-5-5-4-4-4-2--2-2-5--5-5-4--4-4-2--2-2-0--12-12-12-12--  
 Eb|--2-2-0--0-0-0-5-5-4-4-4-2--2-2-5--5-5-4--4-4-2--2-2-0--12-12-12-12--  
 Eb|--0-0-0--0-0-0-0-0-0-0-0-0-0-0-0--0-0-0--0-0-0--0-0-0--0-0-0--0-0-0--  
 Eb|-----  
 Bb|-----  
 Eb|-----

Eb|--10-10-10-10-9-9-9-9-7-7-7-7-5-5-5-5-4-4-4-4-2-2-2-2-0-0-0-0-4h5h7--  
 Eb|--10-10-10-10-9-9-9-9-7-7-7-7-5-5-5-5-4-4-4-4-2-2-2-2-0-0-0-0-4h5h7--  
 Eb|---0--0--0--0-----  
 Eb|-----  
 Bb|-----  
 Eb|-----

Riff 1:	Riff 2:
Eb --10--9h10--7h9--5h7--4h5h7--	--10--9--7h9--5--
Eb --10--9h10--7h9--5h7--4h5h7--	--10--9--7h9--5--
Eb ---0--0-----0-----0-----0-----	---0--0-0-----0--
Eb -----	-----
Bb -----	-----
Eb -----	-----

Without going out of my door (riff 1)  
 I can know all things on Earth (riff 1)  
 Without looking out of my window (riff 1)  
 I can know the ways of heaven (riff 2)

(With flute and shehnai)  
 The farther one travels  
 The less one knows  
 The less one really knows

Eb|--12--12-12-10--10-10-9--9-9-7--7-7-12--12-12-10--10-10-9--9-9-7--  
 Eb|--12--12-12-10--10-10-9--9-9-7--7-7-12--12-12-10--10-10-9--9-9-7--  
 Eb|---0--0--0--0--0--0-0-0--0-0-0--0-0-0--0--0-0-0--0--0-0--0-0-0--  
 Eb|-----  
 Bb|-----  
 Eb|-----

Eb|--12-12--12-12--12-12--12-12--12-12--12-12--12-12--12-12--  
 Eb|--12-12--12-12--12-12--12-12--12-12--12-12--12-12--12-12--  
 Eb|---0--0--0--0--0--0--0--0--0--0--0--0--0--0--0--0--0--  
 Eb|-----  
 Bb|-----  
 Eb|-----

Eb|--7--7-7-5--5-5-4--4-4-2--2-2-5--5-5-4--4-4-2--2-2-0--12-12-12-12-  
 Eb|--7--7-7-5--5-5-4--4-4-2--2-2-5--5-5-4--4-4-2--2-2-0--12-12-12-12-  
 Eb|--0--0-0-0--0-0-0--0-0-0--0-0-0--0-0-0--0-0-0--0-0-0--0-0-0--0-0-  
 Eb|-----  
 Bb|-----  
 Eb|-----

Eb|--10-10-10-10-9-9-9-9-7-7-7-7-5-5-5-5-4-4-4-4-2-2-2-2-0-0-0-0-4h5h7-  
 Eb|--10-10-10-10-9-9-9-9-7-7-7-7-5-5-5-5-4-4-4-4-2-2-2-2-0-0-0-0-4h5h7-  
 Eb|---0---0---0---0-  
 Eb|-----  
 Bb|-----  
 Eb|-----

Without going out of your door (riff 1)  
 You can know all things on Earth (riff 1)  
 Without looking out of your window (riff 1)  
 You can know the ways of heaven (riff 2)

(With flute and shehnai)  
 The farther one travels  
 The less one knows  
 The less one really knows

Eb|--12--12-12-10--10-10-9--9-9-7--7-7-12--12-12-10--10-10-9--9-9-7--  
 Eb|--12--12-12-10--10-10-9--9-9-7--7-7-12--12-12-10--10-10-9--9-9-7--  
 Eb|---0---0---0---0---0---0---0-0-0--0-0-0--0-0-0--0---0---0---0---0-0-0--  
 Eb|-----  
 Bb|-----  
 Eb|-----

Eb|--12-12--12-12--12-12--12-12--12-12--12-12--12-12--12-12--  
 Eb|--12-12--12-12--12-12--12-12--12-12--12-12--12-12--12-12--  
 Eb|---0---0---0---0---0---0---0-0-0--0-0-0--0-0-0--0---0---0---0---0-0-0--  
 Eb|-----  
 Bb|-----  
 Eb|-----

Eb|--7--7-7-5--5-5-4--4-4-2--2-2-5--5-5-4--4-4-2--2-2-0--12-12-12-12-  
 Eb|--7--7-7-5--5-5-4--4-4-2--2-2-5--5-5-4--4-4-2--2-2-0--12-12-12-12-  
 Eb|--0--0-0-0--0-0-0--0-0-0--0-0-0--0-0-0--0-0-0--0-0-0--0-0-0--0-0-  
 Eb|-----  
 Bb|-----  
 Eb|-----

Eb|--10-10-10-10-9-9-9-9-7-7-7-7-5-5-5-5-4-4-4-4-2-2-2-2-0-0-0-0--  
 Eb|--10-10-10-10-9-9-9-9-7-7-7-7-5-5-5-5-4-4-4-4-2-2-2-2-0-0-0-0--  
 Eb|---0---0---0---0-  
 Eb|-----  
 Bb|-----  
 Eb|-----

Arrive without travelling  
 See all without looking  
 Do all without doing

The Eb|--4h5h7-- part is played on shehnai and repeated

**Hey Jude**See in "[Hey Jude](#)"**Revolution**See "[Revolution 1](#)" in "The Beatles" aka "The white album"**Get Back (with Billy Preston)**See in "[Let It Be](#)"**Don't Let Me Down**See in "[Hey Jude](#)"**The Ballad of John and Yoko**See in "[Hey Jude](#)"**Old Brown Shoe**See in "[Hey Jude](#)"**Across the Universe**See in "[Let It Be](#)"**Let It Be**See in "[Let It Be](#)"**You know my name (Look up the number)**

Date: Sun, 5 Nov 1995 00:50:54 -0500

From: mhw8@cornell.edu (Matthew Wickwire)

Subject: Beatles - You know my name, Look up my number

You know my name (Look up my number)  
 -Lennon/McCartney

This is a "classic" Beatles tune

When I was a kid I had the 45 for Let it Be  
 this is the b-side  
 I think I got more of a kick out of this  
 Enjoy!

Intro

G/D    A    D    F#m  
 G    A    D    F#m    G    A

G                    Bb+  
 You know my name,

Bm                    E7  
 Look up the number

G                    D    Em  
 You know my name

A7



Look up the number

D F#m G A7  
You, you know, you know my name,

D F#m G A7  
You, you know, you know my name,

Tacet (bongoes w/ Latin feel)

Spoken  
"Good evening and welcome to Slaggers  
featuring Denis O'Bell"

D A7  
Ah Ringo

D  
Let's hear it for Denis

A7  
Good evening  
(w/Lounge feel)

G F#+  
You know my name

Bm E7  
Better look up my number

G D  
You know my name

Em A7  
That's right, Look up my number

D  
You,

You know,

G A  
You know my name

D  
You,

You know,

G A  
You know my name

G F#+  
You know my name

Bm  
Ba Ba Ba Ba Ba Ba Ba Ba Ba Ba

E7  
Look up my number

G D  
You know my name

Em A7  
That's right, Look up the number

D  
Oh, you know, you know

Em A7  
You know my name

D Em A7  
You know, you know you know my name,

G  
Huh huh huh huh

F#+  
You know my name

F# Bm  
Ba ba ba pum

E7  
Look up the number

G D Em  
You know my name

A7  
Look up the number

D Em  
You-a, you know, you know my name

A7 D Em7 A13 D  
Baby you-a, you know, you know my name

Em7 A13  
You know you know my name

D Em7 A13  
You know you know my name

Spoken:  
"Go on Denis, Let's hear it for Denis O'bell"

D G A7  
You know, you know, you know my name

D G A7  
You know, you know, you know my name

G  
Prrr you know my name

D/f#  
Look up the number

Bm  
You know my name

Em G  
Look up the number

D  
You know,

Em  
You know my name

A7  
Look up the number

(at this point the song gets weird)

D  
You know my number three

G A7  
You know my number two

D  
You know my number three

G A7  
You know my number four

D  
You know my name

G G#dim7  
You know my number too

A7  
You know my name, you know my number

What's up with you?

D6  
You know my name

That's right yeah.

End lyrics

I'll include the final Jazzy chords for completeness,  
You'll probably have to listen to the record  
it's played on a piano, so it's not 100%

Includ various background noises (Vomitting?)

(one line per measure 4/4 time)

D  
G A7sus  
D  
Gmaj9

G  
 F#+ Bm  
  
 E9  
 G D  
 Em  
 A7  
 D  
 G A7  
 D  
 G A7  
 G  
 F#+  
 Bm  
 E9  
 G D  
 Em7  
 A7  
 D  
 G A7  
 D  
 G A7  
 D  
 A  
 G#dim7  
 D A7sus  
 D13  
  
 end

	E	A	D	G	B	E
G/D	X	X	0	0	0	3
A	X	0	2	2	2	0
D	X	X	0	2	3	2
F#m	2	4	4	2	2	2
G	3	2	0	0	0	3
Bb+	X	X	0	3	3	2
Bm	x	2	4	4	3	2
e7	0	2	0	1	0	0
Em	0	2	2	0	0	0
A7	X	0	2	0	2	0
F#+	X	X	4	3	3	2
F#	2	4	4	3	2	2
Em7	0	2	0	0	0	0
A13	X	0	2	0	2	2
D/F#	2	X	0	2	3	X
G#dim7						
	X	X	3	4	3	4
D6	X	X	0	2	0	2
A7sus	X	X	2	2	3	3
Gmaj9	X	X	2	1	4	2 (4th Fret)
E9	0	2	0	1	0	2
D13	X	2	1	2	2	4 (4th Fret)

"I'd prefer acupuncture by an amateur"  
 - Cassandra Anderson

Later  
 Any comments , insults  
 Matt Wickwire



## Other Hits

### *To know her is to love her (from The Beatles Live at BBC)*

To Know Her Is To Love Her - JOHN LENNON - MENLOVE AVE (1986)

TO KNOW HER IS TO LOVE HER  
(Spector)  
(c) Mother Bertha Music Inc

#### Chords used:

EADGBE  
A: x02220  
D: xx0232  
B: 224442  
E: 022100  
B7: x21202  
C: x32010  
C#m: 446654  
F#: 244322  
G: 320003

E  
To know, know, know her  
B  
Is to love, love, love her  
C#m  
Everyone said there'll come a day  
A  
When I, I walk alongside of her  
E  
Yeah, just to know, know, know her  
B  
Is to love, love, love her  
E  
You know that I do  
A  
You know that I do  
E B7  
Yeah, I do, oh, I do  
G D  
Why, why can't she see  
C B7  
Oh how, how blind can she be  
G E C B7  
Someday she'll see  
F# B7  
That she was meant just for me, oh yeah  
To know, know, know her  
Is to love, love, love her  
Just, just to see her smile  
Makes my life worthwhile  
Yeah, just to know, just to know her  
You know is to love, love, love, love her  
You know that I do  
You know that I do

Yeah, I do

**Free as a bird (from Anthology 1)**

Date: Mon, 06 Apr 1998 16:38:20 -0500  
 From: Miller <justmiller@mindspring.com>  
 Subject: b/beatles/free\_as\_a\_bird.tab

From: justmiller@mindspring.com  
 Subject: Free As A Bird by the Beatles

Here is the first of the two new Beatles songs from the Anthology series. The other tab already in the archive is a little hard to follow, so I figured out the intro for myself and wrote them down. This song features some ingenious slide work from George which isn't really very hard to learn. The hard part (for me) is getting the tone and sustain that he gets, especially on the wide vibrato on the first note of the solo. Anyway, just have fun with this great song! - Zach

Free As A Bird  
 Words and Music by John Lennon

A: x02220 F#m: 244222 Dm: xx0231 E: 022100  
 G: 320003 C: x32010 Esus4: 022200 Fmaj7: x32210  
 F#m7b5: 202210 A/G: 3x2220 Am: x02210 Fm: 133111

Intro w/slide

A	F#m	Dm	E	A	F#m	Dm	E
~~~~~				~~~~~			
-----	-----	-----	-----	-----	-----	-----	-----
-/5-----	-----	-----	5\1/2-	-----	-----	-----	-----
-----	-----	-----	-/2-----	-----	-----	-----	----- (4\ ) 2/7-\5-
-----	-----	-----	-----	-----	-----	-----	-----
-----	-----	-----	-----	-----	-----	-----	-----

A	F#m	Dm	G	C	Am	Esus4	E
~~~~~				~~~~~			
-----	-----	-----	-----	-----	-----	-----	-----
-----	-----	-----	5-8\5/6/8 (\ ) 5-	-----	-----	-----	-----
-/2-----	-----	-----	-----	-----	-----	-----	-----
-----	-----	-----	-----	-----	-----	-----	-----
-----	-----	-----	-----	-----	-----	-----	-----

Verse 1

A F#m Dm E      A F#m  
 Free as a bird  
 Dm E      A F#m  
 It's the next best thing to be  
 Dm G C Am Esus4 E  
 Free as a bird

A F#m Dm E      A F#m

Home, home and dry  
 Dm E A F#m  
 Like a homing bird I'll fly  
 Dm G C Am Esus4 E  
 As a bird on wings

Bridge 1

Fmaj7 F#m7b5  
 What ever happened to the life that we once knew  
 G A A/G  
 Can we really live without each other  
 Fmaj7 F#m7b5  
 Where did we loose the touch, that seemed to mean so much  
 G E  
 It always made me feel so

Verse 1

A F#m Dm E A F#m  
 Free as a bird  
 Dm E A F#m  
 It's the next best thing to be  
 Dm G C Am Esus4 E  
 Free as a bird

A F#m Dm E A F#m  
 Home, home and dry  
 Dm E A F#m  
 Like a homing bird I'll fly  
 Dm G C Am Esus4 E  
 As a bird on wings

Bridge 2

Fmaj7 F#m7b5  
 What ever happened to the life that we once knew  
 G E  
 Always made me feel so free

Guitar Solo w/slide

C	Am	Fm	G	C	Am	Fm	G
~~~~~				~~~~~			
-----	-----	-----	-----	-----	-----	-----	-----
-/17-----	-----18/20---	-----20\17-----	-----13/16\15--8/---	-----	-----	-----	-----
-----	-----	-----	-----	-----	-----	-----	-----
-----	-----	-----	-----	-----	-----	-----	-----
-----	-----	-----	-----	-----	-----	-----	-----

C	Am	Fm	G	A	F#m ...
				~~~~~	
-----	-----	-----	-----	-----	-----
-----12--12/17\12-----	-----8/11\10---3--	-----9-----	-----	-----	-----
-----	-----	-----	-----	-----	-----
-----	-----	-----	-----	-----	-----



```

|-----|-----|-----|
|-----|-----|-----|
|-----|-----|-----|
    
```

Free...

A F#m Dm E      A    F#m  
 Free        as a bird  
 Dm        E            A        F#m  
 It's the next best thing to be

Coda w/slide

```

      Dm        G            A        F#m        Dm        E            A        F#m
|-----|-----|-----|-----|-----|-----|-----|
|-----|-----|-----|-----|-----|-----|-----|
|-----|-----|-----|-----|-----|-----|-----|
|-----|-----|-----|-----|-----|-----|-----|
|-----|-----|-----|-----|-----|-----|-----|
|-----|-----|-----|-----|-----|-----|-----|
|-----|-----|-----|-----|-----|-----|-----|
    Free    as a    bird                      Free as a    bird
    
```

```

      Dm        E            A        F#m        Dm        G            w/o slide
      A
|-----|-----|-----|-----|-----|-----|-----|
|-----|-----|-----|-----|-----|-----|-----|
|-----|-----|-----|-----|-----|-----|-----|
|-----|-----|-----|-----|-----|-----|-----|
|-----|-----|-----|-----|-----|-----|-----|
|-----|-----|-----|-----|-----|-----|-----|
|-----|-----|-----|-----|-----|-----|-----|
    Free as a    bird                      Oh _____ .
    
```

**Real love (from Anthology 2)**

Date: Wed, 16 Oct 1996 14:02:55 +0200  
 From: Ole Christian Engkrog  
 Subject: CDR: Real Love (Beatles)

--  
 "Real Love"  
 Beatles (by John Lennon, (Paul McCartney, George Harrison, Ringo Starr))  
 >From the Cd "Antology II" and Cd-Singel "Real Love"

Intro:

Em - B - Em - B

1. Verse:

E                            G#m  
 All my little plans and schemes  
  
 C#m                            B+  
 Lost like some forgotten dreams  
  
 A                            F#m

Seems that all I really was doing

B                            E  
Was waiting for you

A - E - A

2. Verse:

E                            G#m  
Just like little girls and boys

C#m                            B+  
Playing with their little toys

A                            F#m  
Seems like all we really would do

B                            E  
Was waiting for love

A - E - A

Bridge 1:

E                            Am(maj7)  
Only need to be alone

E                            Am6  
Who need to be alone?

Chours:

E    C#m   A            B  
It's real love, It's real

E            C#m   A            B  
Yes, it's real love, It's real

Repeat Intro:

Em - B - Em - B

3. Verse:

E                            G#m  
Once upon a time I'd know

C#m                            B+  
Exactly where my life would go

A F#m  
Seems like all I really was doing

B E  
Was waiting for love

A - E - A

Brigde 2:

E Am(maj7)  
Only to be afraid

E Am6  
Who to be afraid

Chours:

E C#m A B  
It's real love, It's real

E C#m A B  
Yes, it's real love, It's real

Solo:

F#m - C# - F#m - Bsus4 - B

4. Verse

E G#m  
All I did I loved before

C#m B+  
But in my heart I wanted more

A F#m  
Seems like all I really was doing

B E  
Was waiting for you

A - E - A

Bridge 1:

E Am(maj7)  
Only need to be alone

E Am6  
Who need to be alone?

Chours:

E C#m A B  
It's real love, It's real

E C#m A B  
Yes, it's real love, It's real

Repeat chours and fade

-----  
This is one of the greatest songs I've ever heard..  
Beatles are the best!!!!!!!

If you liked this song you should listen to one called  
"Sexy Sadie", it's on the "White Album" a/k/a  
"The Beatles". - It's the greatest song on the whole planet.

Fact:

You can also find "Real Love" on the soundtrack album  
"Imagine" with just John's vocal and guitar. This demo is  
from 1977 - originally titling it "Real Life".  
The song that is on "Antology 2" is recorded in 1979 with  
John vocal and piano. He recorded it into a mono-cassette on  
top of his piano.

To Beatles and John Lennon : THANK YOU FOR THE MUSIC!!!!!!!

If there are any song you would like me to fix/arrange, just  
send me an e-mail.

Arranged by

- Ole Christian Engkrog, Norway. (e-mail: oengkrog@sn.no)

## Many of these songs were originally tabbed by:...

```
-----
| Tabbed By the Beatles Central Team (jpgr_beatles@yahoo.com) |
| Visit Beatles Central for every major release by The Beatles |
| in MIDI and Tab form (over 250 songs), as well as biographies. |
| http://members.tripod.com/~jpgr_beatles/index.html |
-----
```

TAB: It Won't Be Long

MUSIC BY: The Beatles (From the With The Beatles album)

TABBED BY: The Beatles Central Team (jpgr\_beatles@yahoo.com)

Beatles Tab by Marc Hertzberg

Digital Equipment Corporation

hertzberg@netcad.enet.dec.com

### -----

#### Tab Special Notations:

```
----0---- play the open string ('fret zero')
----5---- play fret five
----5~---- play fret five with vibrato
---5/7--- play fret five, slide up to fret seven
---7\5--- play fret seven, slide down to fret five
--8b(9)-- play fret eight, bend the string (at fret eight) to reach
           the pitch of fret nine
--b(9)8-- play fret eight already bent to the pitch of fret nine,
           unbending until it reaches the normal pitch of fret eight
----h7--- hammer-on to fret seven
----p5--- pull-off to fret five
---/7---- slide up to fret 7 (the starting fret of the slide is undefined, judge by ear)
---15\--- play fret 15, slide down (the ending fret of the slide is
           undefined, judge by ear)
---0h3--- play the open string and immediately hammer-on to fret three
---1h3--- play fret one and hammer-on to fret three
---7p5--- play fret seven and pull-off to fret five
-7b(9)r7- play fret seven, bend up to fret nine, release back to fret seven
--5h7p5-- play fret five, hammer on to fret seven, pull off to fret five
--X----- pick string, but do not press string to fret; left hand mute
```

+++++

+++++

## Appendix: Guitar Chords

C6	0 1 2 2 3 0	Eb7sus4	6 9 6 8 6 6	G#7 (b9)	5 4 5 4 6 4
C7	0 1 3 2 3 0	Ebm	6 7 8 8 6 6	G#7-10	4 4 4 3 4
C9	0 3 3 2 3 0	Ebm6	2 1 3 1 1 X	G#7 (#10)	4 4 4 4 3 4
C11	1 3 3 0 3 X	Ebm7	6 7 6 8 6 6	G#7+5	2 1 1 2 3 0
C11+	2 3 3 2 3 0	Ebm9	6 6 6 4 6 X	G#7 (#5)	2 1 1 2 3 0
C9 (#11)	2 3 3 2 3 0	Ebm7-5	2 2 2 1 0 X	G#9+5	6 5 5 4 X 4
C13	5 7 7 8 X X	Ebm7 (b5)	2 2 2 1 0 X	G#9 (#5)	6 5 5 4 X 4
C13 (#11)	5 7 7 8 X X	Ebm7-9	6 5 6 4 X X	G#7+5-9	2 5 2 2 3 4
Cmaj7	0 0 0 2 3 0	Ebm7 (b9)	6 5 6 4 X X	G#7 (b9#5)	2 5 2 2 3 4
Cmaj9	0 3 4 2 3 0	Ebm+7	6 4 7 4 6 X	G#6add9	4 4 3 3 3 4
Cmaj11	1 0 0 0 3 X	Ebm (maj7)	6 4 7 4 6 X	G#dim	4 6 4 6 5 4
C7-5	2 1 3 2 X X	Ebm9+7	1 3 3 1 1 X	G#+5	0 1 1 2 X X
C7 (b5)	2 1 3 2 X X	Ebm9 (maj7)	1 3 3 1 1 X	G#aug	0 1 1 2 X X
C7-9	0 2 3 2 3 0	Ebm+5	2 4 4 4 2 2	G#sus	4 4 6 6 6 4
C7 (b9)	0 2 3 2 3 0	Ebm (#5)	2 4 4 4 2 2	G#sus4	4 4 6 6 6 4
C7-10	0 4 3 2 3 0	Ebm6add9	1 1 3 1 1 X	G#7sus	4 4 6 4 6 4
C7 (#10)	0 4 3 2 3 0	E	0 0 1 2 2 0	G#7sus4	4 4 6 4 6 4
C7+5	4 5 3 X 3 0	E6	0 2 1 2 2 0	G#m	4 4 4 6 6 4
C7 (#5)	4 5 3 X 3 0	E7	0 3 1 2 2 0	G#m6	4 6 4 6 6 4
C9+5	4 3 3 2 3 0	E9	2 0 1 0 2 0	G#m7	4 4 4 4 6 4
C9 (#5)	4 3 3 2 3 0	E11	2 3 2 2 2 0	G#m9	6 4 4 4 6 4
C7+5-9	4 2 3 2 3 0	E11+	0 3 3 4 1 0	G#m7-5	4 7 4 6 5 4
C6add9	3 3 2 2 3 0	E9 (#11)	0 3 3 4 1 0	G#m7 (b5)	4 7 4 6 5 4
Cdim	2 4 2 4 3 2	E13	0 2 3 4 5 0	G#m7-9	2 4 2 4 2 4
C+5	0 1 1 2 3 0	E13 (#11)	0 2 3 4 5 0	G#m7 (b9)	2 4 2 4 2 4
Caug	0 1 1 2 3 0	Emaj7	4 4 4 2 2 0	G#m+7	X 0 0 1 2 4
Csus	1 1 0 3 3 X	Emaj9	2 4 4 2 2 0	G#m (maj7)	X 0 0 1 2 4
Csus4	1 1 0 3 3 X	Emaj11	2 0 2 1 2 0	G#m9+7	3 4 3 6 X X
C7sus	1 1 3 3 3 X	E7-5	0 3 1 2 1 0	G#m9 (maj7)	3 4 3 6 X X
C7sus4	1 1 3 3 3 X	E7 (b5)	0 3 1 2 1 0	G#m+5	0 0 1 2 2 0
Cm	3 4 5 5 3 3	E7-9	1 0 1 0 2 0	G#m (#5)	0 0 1 2 2 0
Cm6	3 1 2 1 3 X	E7 (b9)	1 0 1 0 2 0	G#m6add9	6 6 4 6 X X
Cm7	3 4 3 5 3 3	E7-10	3 3 1 0 2 0	Ab	4 4 5 6 6 4
Cm9	3 3 3 5 3 3	E7 (#10)	3 3 1 0 2 0	Ab6	4 6 5 6 X X
Cm7-5	X 4 3 4 3 X	E7+5	0 1 1 0 X 0	Ab7	4 4 5 4 6 4
Cm7 (b5)	X 4 3 4 3 X	E7 (#5)	0 1 1 0 X 0	Ab9	6 4 5 4 6 4
Cm7-9	3 2 3 1 X X	E9+5	2 1 1 0 X 0	Ab11	6 4 5 4 4 4
Cm7 (b9)	3 2 3 1 X X	E9 (#5)	2 1 1 0 X 0	Ab11+	4 3 3 4 3 4
Cm+7	3 4 4 5 3 3	E7+5-9	1 1 1 0 X 0	Ab9 (#11)	4 3 3 4 3 4
Cm (maj7)	3 4 4 5 3 3	E7 (b9#5)	1 1 1 0 X 0	Ab13	4 3 3 3 3 4
Cm9+7	3 3 4 5 3 3	E6add9	2 2 1 2 2 0	Ab13 (#13)	4 3 3 3 3 4
Cm9 (maj7)	3 3 4 5 3 3	Edim	0 2 0 2 1 0	Abmaj7	4 4 5 5 6 4
Cm+5	4 1 1 1 3 X	E+5	0 1 1 2 X 0	Abmaj9	3 4 3 5 3 4
Cm (#5)	4 1 1 1 3 X	Eaug	0 1 1 2 X 0	Abmaj11	6 4 6 5 4 4
Cm6add9	5 3 5 5 3 3	Esus	0 0 2 2 2 0	Ab7-5	2 1 1 0 X X
C#	1 2 1 3 4 X	Esus4	0 0 2 2 2 0	Ab7 (b5)	2 1 1 0 X X
C#6	X 2 3 3 4 X	E7sus	0 0 2 0 2 0	Ab7-9	5 4 5 4 6 4
C#7	X 2 4 3 4 X	E7sus4	0 0 2 0 2 0	Ab7 (b9)	5 4 5 4 6 4
C#9	4 4 4 3 4 X	Em	0 0 0 2 2 0	Ab7-10	4 4 4 4 3 4
C#11	2 4 4 X 4 X	Em6	0 2 0 2 2 0	Ab7 (#10)	4 4 4 4 3 4
C#11+	3 4 4 3 4 X	Em7	0 3 0 2 2 0	Ab7+5	2 1 1 2 3 0

The Beatles

Complete Songbook

C#9 (#11)	3 4 4 3 4 X	Em9	2 3 0 2 2 0	Ab7 (#5)	2 1 1 2 3 0
C#13	6 4 4 5 4 X	Em7-5	0 3 0 2 1 0	Ab9+5	6 5 5 4 X 4
C#13 (#11)	6 4 4 5 4 X	Em7 (b5)	0 3 0 2 1 0	Ab9 (#5)	6 5 5 4 X 4
C#maj7	1 1 1 3 4 1	Em7-9	1 0 0 0 2 0	Ab7+5-9	2 5 2 2 3 4
C#maj9	X 4 5 3 4 X	Em7 (b9)	1 0 0 0 2 0	Ab7 (b9#5)	2 5 2 2 3 4
C#maj11	8 7 6 6 6 X	Em+7	0 0 0 1 2 0	Ab6add9	4 4 3 3 3 4
C#7-5	3 2 4 3 X X	Em (maj7)	0 0 0 1 2 0	Abdim	4 6 4 6 5 4
C#7 (b5)	3 2 4 3 X X	Em9+7	2 0 0 1 2 0	Ab+5	0 1 1 2 X X
C#7-9	X 3 4 3 4 X	Em9 (maj7)	2 0 0 1 2 0	Abaug	0 1 1 2 X X
C#7 (b9)	X 3 4 3 4 X	Em+5	0 1 0 2 3 0	Absus	4 4 6 6 6 4
C#7-10	0 0 1 3 4 0	Em (#5)	0 1 0 2 3 0	Absus4	4 4 6 6 6 4
C#7 (#10)	0 0 1 3 4 0	Em6add9	2 2 0 2 2 0	Ab7sus	4 4 6 4 6 4
C#7+5	1 0 2 3 4 X	F	1 1 2 3 3 1	Ab7sus4	4 4 6 4 6 4
C#7 (#5)	1 0 2 3 4 X	F6	1 3 2 3 0 X	Abm	4 4 4 6 6 4
C#9+5	5 4 4 3 4 X	F7	1 1 2 1 3 1	Abm6	4 6 4 6 6 4
C#9 (#5)	5 4 4 3 4 X	F9	3 1 2 1 3 1	Abm7	4 4 4 4 6 4
C#7+5-9	5 3 4 3 4 X	F11	3 1 3 1 3 1	Abm9	6 4 4 4 6 4
C#7 (b9#5)	5 3 4 3 4 X	F11+	1 0 0 1 0 1	Abm7-5	4 7 4 6 5 4
C#6add9	4 4 3 3 4 X	F9 (#11)	1 0 0 1 0 1	Abm7 (b5)	4 7 4 6 5 4
C#dim	3 5 3 5 4 3	F13	3 3 2 1 2 1	Abm7-9	2 4 2 4 2 4
C#+5	1 2 2 3 0 X	F13 (#11)	3 3 2 1 2 1	Abm7 (b9)	2 4 2 4 2 4
C#aug	1 2 2 3 0 X	Fmaj7	0 1 2 3 0 X	Abm+7	X 0 0 1 2 4
C#sus	4 7 6 6 4 4	Fmaj9	0 1 0 2 0 1	Abm (maj7)	X 0 0 1 2 4
C#sus4	4 7 6 6 4 4	Fmaj11	0 1 0 2 1 1	Abm9+7	3 4 3 6 X X
C#7sus	4 7 4 6 4 4	F7-5	1 0 2 1 0 1	Abm9 (maj7)	3 4 3 6 X X
C#7sus4	4 7 4 6 4 4	F7 (b5)	1 0 2 1 0 1	Abm+5	0 0 1 2 2 0
C#m	4 5 6 6 4 4	F7-9	2 1 2 1 3 1	Abm (#5)	0 0 1 2 2 0
C#m6	4 2 3 2 4 0	F7 (b9)	2 1 2 1 3 1	Abm6add9	6 6 4 6 X X
C#m7	4 5 4 6 4 4	F7-10	1 1 1 1 0 1	A	0 2 2 2 0 0
C#m9	4 4 4 2 4 0	F7 (#10)	1 1 1 1 0 1	A6	2 2 2 2 0 0
C#m7-5	X 5 4 5 4 X	F7+5	X 2 2 1 0 1	A7	3 2 2 2 0 0
C#m7 (b5)	X 5 4 5 4 X	F7 (#5)	X 2 2 1 0 1	A9	3 2 4 2 0 0
C#m7-9	4 3 4 2 X X	F9+5	3 2 2 1 X 1	A11	0 0 0 0 0 0
C#m7 (b9)	4 3 4 2 X X	F9 (#5)	3 2 2 1 X 1	A11+	5 4 4 5 4 5
C#m+7	4 5 5 6 4 4	F7+5-9	2 2 2 1 0 1	A9 (#11)	5 4 4 5 4 5
C#m (maj7)	4 5 5 6 4 4	F7 (b9#5)	2 2 2 1 0 1	A13	2 0 0 1 0 0
C#m9+7	4 4 5 6 4 4	F6add9	1 1 0 0 0 1	A13 (#11)	2 0 0 1 0 0
C#m9 (maj7)	4 4 5 6 4 4	Fdim	1 3 1 3 2 1	Amaj7	0 2 1 2 0 0
C#m+5	5 2 2 2 4 0	F+5	1 2 2 3 0 X	Amaj9	4 2 4 2 0 0
C#m (#5)	5 2 2 2 4 0	Faug	1 2 2 3 0 X	Amaj11	4 3 4 2 0 0
C#m6add9	6 4 6 6 4 4	Fsus	1 1 3 3 3 1	A7-5	3 2 2 1 0 X
Db	1 2 1 3 4 X	Fsus4	1 1 3 3 3 1	A7 (b5)	3 2 2 1 0 X
Db6	X 2 3 3 4 X	F7sus	1 1 3 1 3 1	A7-9	3 2 3 2 0 0
Db7	X 2 4 3 4 X	F7sus4	1 1 3 1 3 1	A7 (b9)	3 2 3 2 0 0
Db9	4 4 4 3 4 X	Fm	1 1 1 3 3 1	A7-10	5 5 5 5 4 5
Db11	2 4 4 X 4 X	Fm6	1 3 1 3 3 1	A7 (#10)	5 5 5 5 4 5
Db11+	3 4 4 3 4 X	Fm7	1 1 1 1 3 1	A7+5	3 2 2 3 0 X
Db9 (#11)	3 4 4 3 4 X	Fm9	3 1 1 1 3 1	A7 (#5)	3 2 2 3 0 X
Db13	6 4 4 5 4 X	Fm7-5	1 4 1 3 2 1	A9+5	3 2 4 3 0 X
Db13 (#11)	6 4 4 5 4 X	Fm7 (b5)	1 4 1 3 2 1	A9 (#5)	3 2 4 3 0 X
Dbmaj7	1 1 1 3 4 1	Fm7-9	2 1 1 1 3 1	A7+5-9	3 2 3 3 0 X
Dbmaj9	X 4 5 3 4 X	Fm7 (b9)	2 1 1 1 3 1	A7 (b9#5)	3 2 3 3 0 X
Dbmaj11	8 7 6 6 6 X	Fm+7	1 1 1 2 3 1	A6add9	2 2 4 2 0 0
Db7-5	3 2 4 3 X X	Fm (maj7)	1 1 1 2 3 1	Adim	2 1 2 1 0 X
Db7 (b5)	3 2 4 3 X X	Fm9+7	3 1 1 2 3 1	A+5	1 2 2 3 0 X

The Beatles

Complete Songbook

Db7-9	X 3 4 3 4 X	Fm9 (maj7)	3 1 1 2 3 1	Aaug	1 2 2 3 0 X
Db7 (b9)	X 3 4 3 4 X	Fm+5	1 2 1 3 X X	Asus	0 3 2 2 0 0
Db7-10	0 0 1 3 4 0	Fm (#5)	1 2 1 3 X X	Asus4	0 3 2 2 0 0
Db7 (#10)	0 0 1 3 4 0	Fm6add9	3 3 1 3 X X	A7sus	0 3 0 2 0 0
Db7+5	1 0 2 3 4 X	F#	2 2 3 4 4 2	A7sus4	0 3 0 2 0 0
Db7 (#5)	1 0 2 3 4 X	F#6	2 4 3 4 X X	Am	0 1 2 2 0 0
Db9+5	5 4 4 3 4 X	F#7	2 2 3 2 4 2	Am6	2 1 2 2 0 0
Db9 (#5)	5 4 4 3 4 X	F#9	4 2 3 2 4 2	Am7	0 1 0 2 0 0
Db7+5-9	5 3 4 3 4 X	F#11	4 2 3 2 2 2	Am9	0 0 0 2 0 0
Db7 (b9#5)	5 3 4 3 4 X	F#11+	2 1 1 2 1 2	Am7-5	3 1 0 1 0 X
Db6add9	4 4 3 3 4 X	F#9 (#11)	2 1 1 2 1 2	Am7 (b5)	3 1 0 1 0 X
Dbdim	3 5 3 5 4 3	F#13	4 4 3 2 3 2	Am7-9	3 1 3 2 0 0
Db+5	1 2 2 3 0 X	F#13 (#11)	4 4 3 2 3 2	Am7 (b9)	3 1 3 2 0 0
Dbaug	1 2 2 3 0 X	F#maj7	1 2 3 4 X X	Am+7	0 1 1 2 0 0
Dbsus	4 7 6 6 4 4	F#maj9	4 6 6 4 4 6	Am (maj7)	0 1 1 2 0 0
Dbsus4	4 7 6 6 4 4	F#maj11	4 2 4 3 2 2	Am9+7	0 0 1 2 0 0
Db7sus	4 7 4 6 4 4	F#7-5	0 1 3 4 X X	Am9 (maj7)	0 0 1 2 0 0
Db7sus4	4 7 4 6 4 4	F#7 (b5)	0 1 3 4 X X	Am+5	1 1 2 3 0 X
Dbm	4 5 6 6 4 4	F#7-9	3 2 3 2 4 2	Am (#5)	1 1 2 3 0 X
Dbm6	4 2 3 2 4 0	F#7 (b9)	3 2 3 2 4 2	Am6add9	2 0 2 2 0 0
Dbm7	4 5 4 6 4 4	F#7-10	0 2 2 2 1 2	A#	1 3 3 3 1 1
Dbm9	4 4 4 2 4 0	F#7 (#10)	0 2 2 2 1 2	A#6	3 3 3 3 1 1
Dbm7-5	X 5 4 5 4 X	F#7+5	0 3 3 0 1 2	A#7	1 3 1 3 1 1
Dbm7 (b5)	X 5 4 5 4 X	F#7 (#5)	0 3 3 0 1 2	A#9	1 1 1 0 1 X
Dbm7-9	4 3 4 2 X X	F#9+5	4 3 3 2 X 2	A#11	1 1 1 1 1 1
Dbm7 (b9)	4 3 4 2 X X	F#9 (#5)	4 3 3 2 X 2	A#11+	0 1 1 0 1 0
Dbm+7	4 5 5 6 4 4	F#7+5-9	3 3 3 2 1 2	A#9 (#11)	0 1 1 0 1 0
Dbm (maj7)	4 5 5 6 4 4	F#7 (b9#5)	3 3 3 2 1 2	A#13	3 1 1 2 1 1
Dbm9+7	4 4 5 6 4 4	F#6add9	2 2 1 1 1 2	A#13 (#11)	3 1 1 2 1 1
Dbm9 (maj7)	4 4 5 6 4 4	F#dim	2 4 2 4 3 2	A#maj7	1 3 2 3 1 1
Dbm+5	5 2 2 2 4 0	F#+5	2 3 3 4 X X	A#maj9	1 1 2 0 1 X
Dbm (#5)	5 2 2 2 4 0	F#aug	2 3 3 4 X X	A#maj11	1 1 2 1 1 1
Dbm6add9	6 4 6 6 4 4	F#sus	2 2 4 4 4 2	A#7-5	0 3 1 2 1 0
D	2 3 2 0 0 X	F#sus4	2 2 4 4 4 2	A#7 (b5)	0 3 1 2 1 0
D6	3 0 3 0 0 X	F#7sus	2 2 4 2 4 2	A#7-9	1 0 1 0 1 X
D7	2 1 2 0 0 X	F#7sus4	2 2 4 2 4 2	A#7 (b9)	1 0 1 0 1 X
D9	5 5 5 4 5 X	F#m	2 2 2 4 4 2	A#7-10	1 2 1 0 1 X
D11	3 5 5 X 5 X	F#m6	2 4 2 4 4 2	A#7 (#10)	1 2 1 0 1 X
D11+	4 5 5 4 5 X	F#m7	2 2 2 2 4 2	A#7+5	6 7 7 6 X 6
D9 (#11)	4 5 5 4 5 X	F#m9	4 2 2 2 4 2	A#7 (#5)	6 7 7 6 X 6
D13	7 5 5 6 5 X	F#m7-5	2 5 2 4 3 2	A#9+5	2 1 1 0 1 X
D13 (#11)	7 5 5 6 5 X	F#m7 (b5)	2 5 2 4 3 2	A#9 (#5)	2 1 1 0 1 X
Dmaj7	2 2 2 0 0 X	F#m7-9	3 2 2 2 4 2	A#7+5-9	2 0 1 0 1 2
Dmaj9	X 5 6 4 5 X	F#m7 (b9)	3 2 2 2 4 2	A#7 (b9#5)	2 0 1 0 1 2
Dmaj11	3 2 2 2 5 0	F#m+7	2 2 2 3 4 2	A#6add9	2 2 0 0 1 X
D7-5	2 1 1 0 X X	F#m (maj7)	2 2 2 3 4 2	A#dim	0 2 0 2 1 0
D7 (b5)	2 1 1 0 X X	F#m9+7	4 2 2 3 4 2	A#+5	2 3 3 4 X X
D7-9	X 4 5 4 5 X	F#m9 (maj7)	4 2 2 3 4 2	A#aug	2 3 3 4 X X
D7 (b9)	X 4 5 4 5 X	F#m+5	2 3 2 4 0 X	A#sus	1 4 3 3 1 1
D7-10	1 1 2 4 X X	F#m (#5)	2 3 2 4 0 X	A#sus4	1 4 3 3 1 1
D7 (#10)	1 1 2 4 X X	F#m6add9	4 4 2 4 0 X	A#7sus	1 4 1 3 1 1
D7+5	2 1 3 0 X X	Gb	2 2 3 4 4 2	A#7sus4	1 4 1 3 1 1
D7 (#5)	2 1 3 0 X X	Gb6	2 4 3 4 X X	A#m	1 2 3 3 1 1
D9+5	6 5 5 4 5 0	Gb7	2 2 3 2 4 2	A#m6	3 2 3 3 1 1
D9 (#5)	6 5 5 4 5 0	Gb9	4 2 3 2 4 2	A#m7	1 2 1 3 1 1



## The Beatles

## Complete Songbook

D7+5-9	6 4 5 4 5 X	Gb11	4 2 3 2 2 2	A#m9	1 1 1 3 1 1
D7 (b9#5)	6 4 5 4 5 X	Gb11+	2 1 1 2 1 2	A#m7-5	0 2 1 2 1 0
D7+5 (b9)	6 4 5 4 5 X	Gb9 (#11)	2 1 1 2 1 2	A#m7 (b5)	0 2 1 2 1 0
D6add9	5 5 4 4 5 0	Gb13	4 4 3 2 3 2	A#m7-9	4 6 4 6 4 6
Ddim	1 0 1 0 X X	Gb13 (#11)	4 4 3 2 3 2	A#m7 (b9)	4 6 4 6 4 6
D+5	6 3 3 4 5 X	Gbmaj7	1 2 3 4 X X	A#m+7	1 2 2 3 1 1
Daug	6 3 3 4 5 X	Gbmaj9	4 6 6 4 4 6	A#m (maj7)	1 2 2 3 1 1
Dsus	5 8 7 7 5 5	Gbmaj11	4 2 4 3 2 2	A#m9+7	1 1 2 3 1 1
Dsus4	5 8 7 7 5 5	Gb7-5	0 1 3 4 X X	A#m9 (maj7)	1 1 2 3 1 1
D7sus	5 8 5 7 5 5	Gb7 (b5)	0 1 3 4 X X	A#m+5	2 2 3 4 4 2
D7sus4	5 8 5 7 5 5	Gb7-9	3 2 3 2 4 2	A#m (#5)	2 2 3 4 4 2
Dm	1 3 2 0 0 X	Gb7 (b9)	3 2 3 2 4 2	A#m6add9	3 1 3 3 1 1
Dm6	1 0 2 0 0 X	Gb7-10	0 2 2 2 1 2	Bb	1 3 3 3 1 1
Dm7	1 1 2 0 0 X	Gb7 (#10)	0 2 2 2 1 2	Bb6	3 3 3 3 1 1
Dm9	5 5 5 3 5 0	Gb7+5	0 3 3 0 1 2	Bb7	1 3 1 3 1 1
Dm7-5	1 1 1 0 X X	Gb7 (#5)	0 3 3 0 1 2	Bb9	1 1 1 0 1 X
Dm7 (b5)	1 1 1 0 X X	Gb9+5	4 3 3 2 X 2	Bb11	1 1 1 1 1 1
Dm7-9	5 4 5 3 0 X	Gb9 (#5)	4 3 3 2 X 2	Bb11+	0 1 1 0 1 0
Dm7 (b9)	5 4 5 3 0 X	Gb7+5-9	3 3 3 2 1 2	Bb9 (#11)	0 1 1 0 1 0
Dm+7	5 6 6 7 5 5	Gb7 (b9#5)	3 3 3 2 1 2	Bb13	3 1 1 2 1 1
Dm (maj7)	5 6 6 7 5 5	Gb6add9	2 2 1 1 1 2	Bb13 (#11)	3 1 1 2 1 1
Dm9+7	5 5 6 7 5 5	Gbdim	2 4 2 4 3 2	Bbmaj7	1 3 2 3 1 1
Dm9 (maj7)	5 5 6 7 5 5	Gb+5	2 3 3 4 X X	Bbmaj9	1 1 2 0 1 X
Dm+5	6 3 3 3 5 X	Gbaug	2 3 3 4 X X	Bbmaj11	1 1 2 1 1 1
Dm (#5)	6 3 3 3 5 X	Gbsus	2 2 4 4 4 2	Bb7-5	0 3 1 2 1 0
Dm6add9	0 0 2 3 5 0	Gbsus4	2 2 4 4 4 2	Bb7 (b5)	0 3 1 2 1 0
D#	3 4 3 5 6 X	Gb7sus	2 2 4 2 4 2	Bb7-9	1 0 1 0 1 X
D#6	X 4 5 5 6 X	Gb7sus4	2 2 4 2 4 2	Bb7 (b9)	1 0 1 0 1 X
D#7	3 2 3 1 1 X	Gbm	2 2 2 4 4 2	Bb7-10	1 2 1 0 1 X
D#9	6 6 6 5 6 X	Gbm6	2 4 2 4 4 2	Bb7 (#10)	1 2 1 0 1 X
D#11	4 6 6 X 6 X	Gbm7	2 2 2 2 4 2	Bb7+5	6 7 7 6 X 6
D#11+	5 6 6 5 6 X	Gbm9	4 2 2 2 4 2	Bb7 (#5)	6 7 7 6 X 6
D#9 (#11)	5 6 6 5 6 X	Gbm7-5	2 5 2 4 3 2	Bb9+5	2 1 1 0 1 X
D#13	8 6 6 7 6 X	Gbm7 (b5)	2 5 2 4 3 2	Bb9 (#5)	2 1 1 0 1 X
D#13 (#11)	8 6 6 7 6 X	Gbm7-9	3 2 2 2 4 2	Bb7+5-9	2 0 1 0 1 2
D#maj7	3 3 3 1 1 X	Gbm7 (b9)	3 2 2 2 4 2	Bb7 (b9#5)	2 0 1 0 1 2
D#maj9	1 3 0 1 X X	Gbm+7	2 2 2 3 4 2	Bb6add9	2 2 0 0 1 X
D#maj11	4 3 3 3 6 X	Gbm (maj7)	2 2 2 3 4 2	Bbdim	0 2 0 2 1 0
D#7-5	3 2 2 1 0 X	Gbm9+7	4 2 2 3 4 2	Bb+5	2 3 3 4 X X
D#7 (b5)	3 2 2 1 0 X	Gbm9 (maj7)	4 2 2 3 4 2	Bbaug	2 3 3 4 X X
D#7-9	0 2 0 1 1 X	Gbm+5	2 3 2 4 0 X	Bbsus	1 4 3 3 1 1
D#7 (b9)	0 2 0 1 1 X	Gbm (#5)	2 3 2 4 0 X	Bbsus4	1 4 3 3 1 1
D#7-10	2 2 3 5 X X	Gbm6add9	4 4 2 4 0 X	Bb7sus	1 4 1 3 1 1
D#7 (#10)	2 2 3 5 X X	G	3 0 0 0 2 3	Bb7sus4	1 4 1 3 1 1
D#7+5	3 2 4 1 X X	G6	0 0 0 0 2 3	Bbm	1 2 3 3 1 1
D#7 (#5)	3 2 4 1 X X	G7	1 0 0 0 2 3	Bbm6	3 2 3 3 1 1
D#9+5	7 6 6 5 6 X	G9	5 3 4 3 5 3	Bbm7	1 2 1 3 1 1
D#9 (#5)	7 6 6 5 6 X	G11	5 3 4 3 3 3	Bbm9	1 1 1 3 1 1
D#7+5-9	7 5 6 5 6 X	G11+	3 2 2 3 2 3	Bbm7-5	0 2 1 2 1 0
D#7 (b9#5)	7 5 6 5 6 X	G9 (#11)	3 2 2 3 2 3	Bbm7 (b5)	0 2 1 2 1 0
D#7+5 (b9)	7 5 6 5 6 X	G13	3 2 2 2 2 3	Bbm7-9	4 6 4 6 4 6
D#6add9	1 1 0 1 1 X	G13 (#11)	3 2 2 2 2 3	Bbm7 (b9)	4 6 4 6 4 6
D#dim	2 1 2 1 0 X	Gmaj7	2 0 0 0 2 3	Bbm+7	1 2 2 3 1 1
D#+5	3 0 0 1 2 3	Gmaj9	5 3 4 4 X 3	Bbm (maj7)	1 2 2 3 1 1
D#aug	3 0 0 1 2 3	Gmaj11	5 3 5 4 3 3	Bbm9+7	1 1 2 3 1 1

The Beatles

Complete Songbook

D#sus	6 9 8 8 6 6
D#sus4	6 9 8 8 6 6
D#7sus	6 9 6 8 6 6
D#7sus4	6 9 6 8 6 6
D#m	6 7 8 8 6 6
D#m6	2 1 3 1 1 X
D#m7	6 7 6 8 6 6
D#m9	6 6 6 4 6 X
D#m7-5	2 2 2 1 0 X
D#m7 (b5)	2 2 2 1 0 X
D#m7-9	6 5 6 4 X X
D#m7 (b9)	6 5 6 4 X X
D#m+7	6 4 7 4 6 X
D#m (maj7)	6 4 7 4 6 X
D#m9+7	1 3 3 1 1 X
D#m9 (maj7)	1 3 3 1 1 X
D#m+5	2 4 4 4 2 2
D#m (#5)	2 4 4 4 2 2
D#m6add9	1 1 3 1 1 X
Eb	3 4 3 5 6 X
Eb6	X 4 5 5 6 X
Eb7	3 2 3 1 1 X
Eb9	6 6 6 5 6 X
Eb11	4 6 6 X 6 X
Eb11+	5 6 6 5 6 X
Eb9 (#11)	5 6 6 5 6 X
Eb13	8 6 6 7 6 X
Eb13 (#11)	8 6 6 7 6 X
Ebmaj7	3 3 3 1 1 X
Ebmaj9	1 3 0 1 X X
Ebmaj11	4 3 3 3 6 X
Eb7-5	3 2 2 1 0 X
Eb7 (b5)	3 2 2 1 0 X
Eb7-9	0 2 0 1 1 X
Eb7 (b9)	0 2 0 1 1 X
Eb7-10	2 2 3 5 X X
Eb7 (#10)	2 2 3 5 X X
Eb7+5	3 2 4 1 X X
Eb7 (#5)	3 2 4 1 X X
Eb9+5	7 6 6 5 6 X
Eb9 (#5)	7 6 6 5 6 X
Eb7+5-9	7 5 6 5 6 X
Eb7 (b9#5)	7 5 6 5 6 X
Eb6add9	1 1 0 1 1 X
Ebdim	2 1 2 1 0 X
Eb+5	3 0 0 1 2 3
Ebaug	3 0 0 1 2 3
Ebsus	6 9 8 8 6 6
Ebsus4	6 9 8 8 6 6
Eb7sus	6 9 6 8 6 6

G7-5	X 2 0 3 2 3
G7 (b5)	X 2 0 3 2 3
G7-9	4 0 0 3 2 3
G7 (b9)	4 0 0 3 2 3
G7-10	3 3 3 3 2 3
G7 (#10)	3 3 3 3 2 3
G7+5	3 4 4 3 X 3
G7 (#5)	3 4 4 3 X 3
G9+5	5 4 4 3 X 3
G9 (#5)	5 4 4 3 X 3
G7+5-9	1 4 1 1 2 3
G7 (b9#5)	1 4 1 1 2 3
G6add9	0 0 2 0 2 3
Gdim	3 5 3 5 4 3
G+5	3 0 0 1 2 3
Gaug	3 0 0 1 2 3
Gsus	3 3 5 5 5 3
Gsus4	3 3 5 5 5 3
G7sus	3 3 5 3 5 3
G7sus4	3 3 5 3 5 3
Gm	3 3 3 5 5 3
Gm6	3 5 3 5 5 3
Gm7	3 3 3 3 5 3
Gm9	5 3 3 3 5 3
Gm7-5	3 6 3 5 4 3
Gm7 (b5)	3 6 3 5 4 3
Gm7-9	1 3 1 3 1 3
Gm7 (b9)	1 3 1 3 1 3
Gm+7	3 3 3 4 5 3
Gm (maj7)	3 3 3 4 5 3
Gm9+7	5 3 3 4 5 3
Gm9 (maj7)	5 3 3 4 5 3
Gm+5	3 4 3 5 X X
Gm (#5)	3 4 3 5 X X
Gm6add9	5 5 3 5 X X
G#	4 4 5 6 6 4
G#6	4 6 5 6 X X
G#7	4 4 5 4 6 4
G#9	6 4 5 4 6 4
G#11	6 4 5 4 4 4
G#11+	4 3 3 4 3 4
G#9 (#11)	4 3 3 4 3 4
G#13	4 3 3 3 3 4
G#13 (#11)	4 3 3 3 3 4
G#maj7	4 4 5 5 6 4
G#maj9	3 4 3 5 3 4
G#maj11	6 4 6 5 4 4
G#7-5	2 1 1 0 X X
G#7 (b5)	2 1 1 0 X X
G#7-9	5 4 5 4 6 4

Bbm9 (maj7)	1 1 2 3 1 1
Bbm+5	2 2 3 4 4 2
Bbm (#5)	2 2 3 4 4 2
Bbm6add9	3 1 3 3 1 1
B	2 4 4 4 2 2
B6	4 4 4 4 2 2
B7	2 0 2 1 2 X
B9	2 2 2 1 2 X
B11	2 2 2 2 2 2
B11+	1 2 2 1 2 1
B9 (#11)	1 2 2 1 2 1
B13	4 2 2 3 2 2
B13 (#13)	4 2 2 3 2 2
Bmaj7	2 4 3 4 2 2
Bmaj9	X 2 3 1 2 X
Bmaj11	0 2 3 1 2 0
B7-5	1 0 2 1 2 X
B7 (b5)	1 0 2 1 2 X
B7-9	2 1 2 1 2 X
B7 (b9)	2 1 2 1 2 X
B7-10	X 3 2 1 2 X
B7 (#10)	X 3 2 1 2 X
B7+5	3 0 2 1 2 X
B7 (#5)	3 0 2 1 2 X
B9+5	3 2 2 1 2 X
B9 (#5)	3 2 2 1 2 X
B7+5 (b9)	3 1 2 1 2 X
B6add9	2 2 1 1 2 X
Bdim	1 3 1 3 2 1
B+5	3 0 0 1 2 X
Baug	3 0 0 1 2 X
Bsus	2 5 4 4 2 2
Bsus4	2 5 4 4 2 2
B7sus	2 5 2 4 2 2
B7sus4	2 5 2 4 2 2
Bm	2 3 4 4 2 2
Bm6	2 3 1 0 2 X
Bm7	2 3 2 4 2 2
Bm9	2 2 2 0 2 X
Bm7-5	1 3 2 0 2 X
Bm7 (b5)	1 3 2 0 2 X
Bm7-9	2 1 2 0 2 X
Bm7 (b9)	2 1 2 0 2 X
Bm+7	2 3 3 4 2 2
Bm (maj7)	2 3 3 4 2 2
Bm9+7	2 2 3 4 2 2
Bm9 (maj7)	2 2 3 4 2 2
Bm+5	3 0 0 0 2 3
Bm (#5)	3 0 0 0 2 3
Bm6add9	2 2 1 0 2 X