



Washington Township High School
English Department
Summer Reading 2021
Assignment Grades 9-12
(All levels, excluding AP)

Beautiful Words - Summer Reading Assignment

Adapted from pennykittle.net

Overview of Assignment:

As you read your chosen summer reading book, first and foremost, enjoy this time to read for pleasure, relaxation, and opportunity. While you are only asked to read one book, you are encouraged to devour more!

During your reading, gather a collection of sentences, lines, and/or short excerpts that show the power of beautiful writing. Beautiful doesn't necessarily mean positive (as many of you are thinking).

Beautiful is anything meaningful or powerful. Anything that resonates with you. Phrases that make you think deeply or reveal hidden layers of the conflict or characters.

You are not looking for the typical definition of "beauty" or "beautiful."

You are collecting beautiful, powerful, **meaningful writing**...line by line.

For Example: The character in your book could be struggling with a conflict that is internal, external, or both. Throughout the book, look for how the author is describing thoughts, images, reactions, etc. that make you take pause and think deeply. These are words that resonate and create **BEAUTY**.

This is the power of beautiful writing.

Additional Examples: if your book is about a natural disaster, you can find the power in those lines...describing the fear; if your book is about war, you can find the power in those lines...describing the intensity of the situation.

The point is...author's weave words that create beauty, no matter what they are writing about.

Once you have collected beautiful words, phrases, and excerpts, you are ready to complete the activity.

The assignment is due the first week of school. It will count as a Supportive Assessment grade. You will have the opportunity to conference with your English teacher prior to turning in your work.

Summer Reading Assignment Directions:

1. Read and collect a minimum of 10 lines that represent **beautiful words**. As a suggestion, start your collection from the very moment you begin the book. Keep a journal or stack of post-it notes close by.
2. Create a one-page handwritten visual representation **OR** a PowerPoint slideshow.
3. Review the scoring criteria before turning in your assignment. Should you have questions, please confer with your English teacher during the first week of school prior to turning in your work.

Option 1 – Handwritten Visual Representation Guidelines:

- Title and author
- Quote 10 lines from your book that demonstrate beautiful writing.
- Briefly explain one central theme of the book.
- Briefly reflect on how you feel about that theme.
- Include a hand drawn image or artistic design that represents some aspect of the book.
- Note: All parts MUST be HANDWRITTEN.

Option 1 Scoring Criteria:

Full Credit	Partial Credit	No Credit
Title and Author	Title and Author	Assignment was not turned in and/or completed.
10 lines of beautiful writing	Less than 10 lines of beautiful writing	
Brief explanation of one theme or central idea	Explanation of one theme or central idea missing or incomplete	
Brief reflection of personal thoughts and feelings regarding the theme	Missing or incomplete brief reflection of personal thoughts and feelings regarding the theme	
Hand-drawn image or graphic design that represents the book	Hand-drawn image/graphic design missing	
Few, if any, grammar or mechanics errors	Several grammar or mechanics errors	


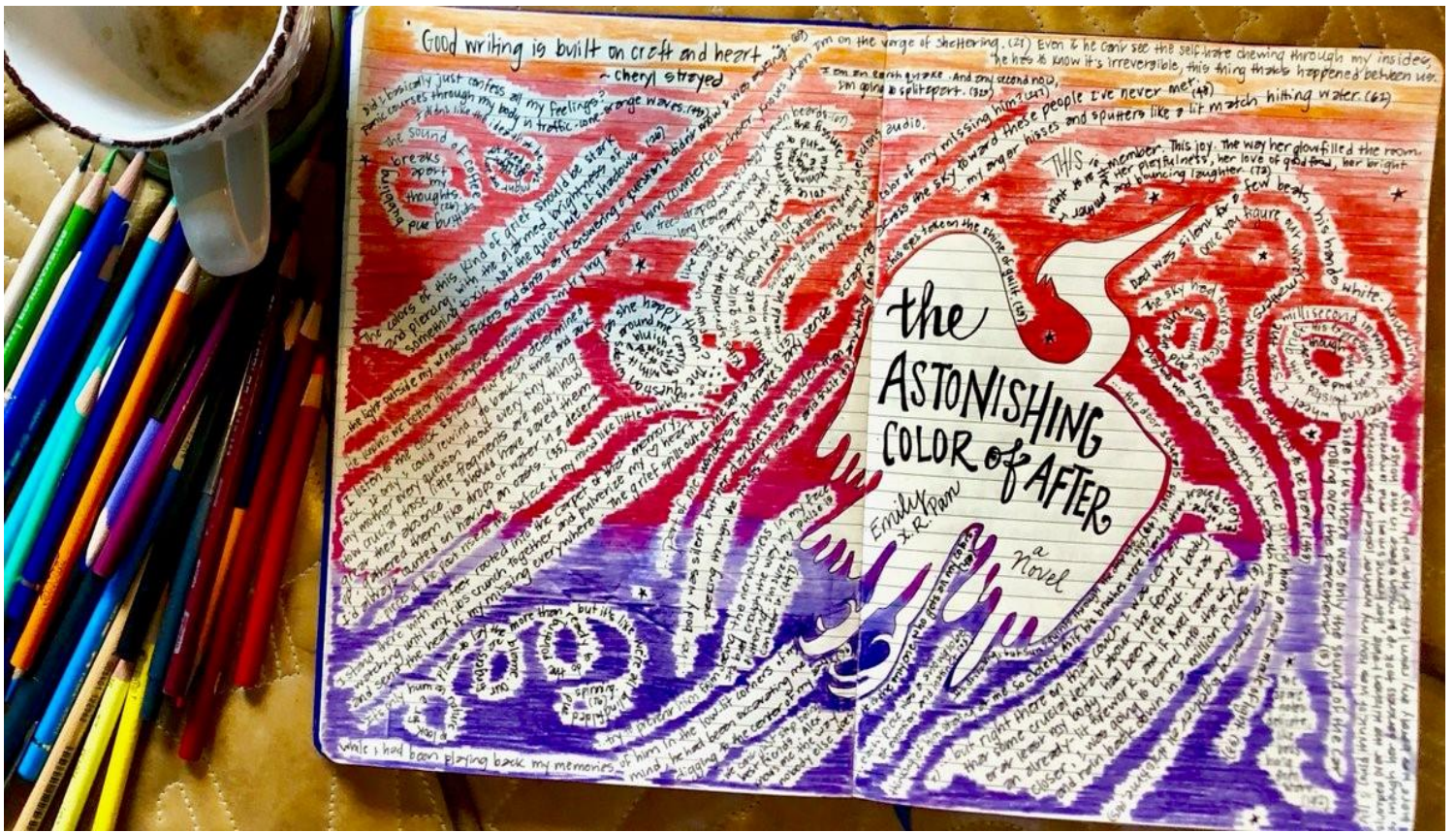
See sample student projects below.


Option 2 – PowerPoint Slideshow Guidelines:

Slide #	What to Include on Each Slide
1	<ul style="list-style-type: none"> • Book Title • Author • Your Name • Your English Teacher’s Name • Your Grade Level
2	<ul style="list-style-type: none"> • Write 2-3 sentences to explain one of the themes or central ideas found in your summer reading book. <i>(Remember, theme is the overall message the author is trying to convey to the reader. It is a big picture takeaway about life and the world around you.)</i>
3	<ul style="list-style-type: none"> • Write 2-3 sentences to explain your personal thoughts and feelings about the theme or central idea.
4	<ul style="list-style-type: none"> • Copy and paste 3-5 images that represents the theme you explained on Slide #2.
5	<ul style="list-style-type: none"> • Write 2 of your quotes (beautiful words) on this slide. <i>(Don’t forget to include quotation marks.)</i>
6	<ul style="list-style-type: none"> • Write 2 of your quotes (beautiful words) on this slide. <i>(Don’t forget to include quotation marks.)</i>
7	<ul style="list-style-type: none"> • Write 2 of your quotes (beautiful words) on this slide. <i>(Don’t forget to include quotation marks.)</i>
8	<ul style="list-style-type: none"> • Write 2 of your quotes (beautiful words) on this slide. <i>(Don’t forget to include quotation marks.)</i>
9	<ul style="list-style-type: none"> • Write 2 of your quotes (beautiful words) on this slide. <i>(Don’t forget to include quotation marks.)</i>
10	<ul style="list-style-type: none"> • Write 2-3 sentences to explain your thoughts about the book, if you would recommend it to a friend, and why.

Option 2 PowerPoint Slideshow Scoring Criteria:

Full Credit	Partial Credit	No Credit
Title, Author, Your Name, Your Teacher’s Name, Your Grade Level	Title, Author, Your Name, Your Grade Level	Assignment was not turned in and/or completed.
10 lines of beautiful writing	Less than 10 lines of beautiful writing	
Brief explanation of one theme or central idea	Explanation of one theme or central idea missing or incomplete	
Brief explanation of personal thoughts or feelings about the theme or central idea	Incomplete or missing brief explanation of personal thoughts or feelings about the theme or central idea	
3-5 images that represents the theme/central idea	Less than 3 images or images not included	
2-3 Sentences to explain your thoughts about the book and recommendation	Incomplete or missing explanation of thoughts and recommendation	
Few, if any, grammar or mechanics errors	Several grammar or mechanics errors	





In the clear Wyoming air I could see him plainly, though he was still several miles away.

"There's only one thing more I can do for them now!"

He slipped past, moving smooth and steady, down the steps and over to one side to come at Wilson on his right hand and stop not six feet from them.

He came closer, I could see that this was because the brows were drawn in a frown of fixed and habitual alertness.

Father and I watched him dismount over the horse in a single flowing motion. It came creeping a tide of strength and fought off the weakness.

They stayed each closer together and they spent no more time than they had to in the fields.

They were still and steady and you were wearing or carrying. They were part of the bull team of the cattle ranch of the casual glance.

These were not things he had done before. They were part of him, part of the integrate force that...

"There's no going back from a killing, Bob. Right or wrong, the beard sticks and there's no going back."

It was black, almost blue black, with the darkness not in any enamel but in the metal itself. The grip was clear on the outer curve, shaped to the fingers on the inner curve, and two ivory plates were set into it with exquisite skill, one on each side.

No matter where he was, away from the table, before sitting down he would swing his chair into position, back to the nearest wall, not making any show. Simply putting it there and bending into it in one easy motion.

SHANE

Option 2 PowerPoint Slideshow Sample Template

Feel free to create your own slideshow template as you follow the assignment guidelines and scoring criteria.

Here is a [sample template design](#).