

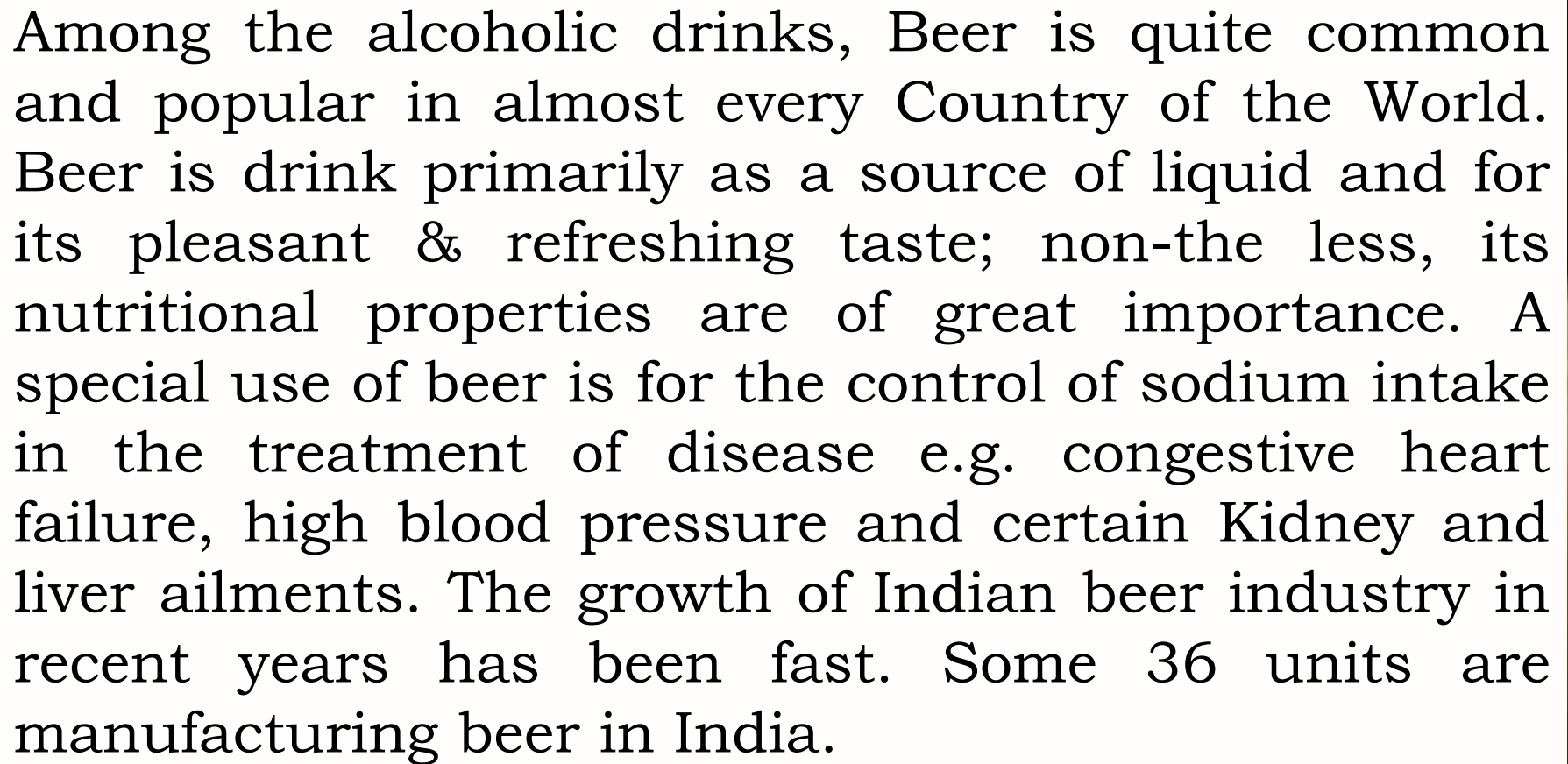
Beer Plant

Manufacturing Plant, Detailed Project Report, Profile, Business Plan, Industry Trends, Market Research, Survey, Manufacturing Process, Machinery, Raw Materials, Feasibility Study, Investment Opportunities, Cost and Revenue, Plant Economics, Production Schedule, Working Capital Requirement, Plant Layout, Process Flow Sheet, Cost of Project, Projected Balance Sheets, Profitability Ratios, Break Even Analysis



Introduction

Beer is the world's oldest and most widely consumed alcoholic drink; it is the third most popular drink overall, after water and tea. The production of beer is called brewing, which involves the fermentation of sugars, mainly derived from cereal grain starches—most commonly from malted barley, although wheat, maize (corn), and rice are widely used. Most beer is flavoured with hops, which add bitterness and act as a natural preservative, though other flavourings such as herbs or fruit may occasionally be included. The fermentation process causes a natural carbonation effect, although this is often removed during processing, and replaced with forced carbonation.



Among the alcoholic drinks, Beer is quite common and popular in almost every Country of the World. Beer is drink primarily as a source of liquid and for its pleasant & refreshing taste; non-the less, its nutritional properties are of great importance. A special use of beer is for the control of sodium intake in the treatment of disease e.g. congestive heart failure, high blood pressure and certain Kidney and liver ailments. The growth of Indian beer industry in recent years has been fast. Some 36 units are manufacturing beer in India.

The Indian beer industry has shifted towards the strong beer segment. As the sector is heavily licensed, any changes in the tax regime will affect the growth of this segment. Accelerated growth would also be possible with liberalized licensing for manufacturing and retailing.



Market Outlook

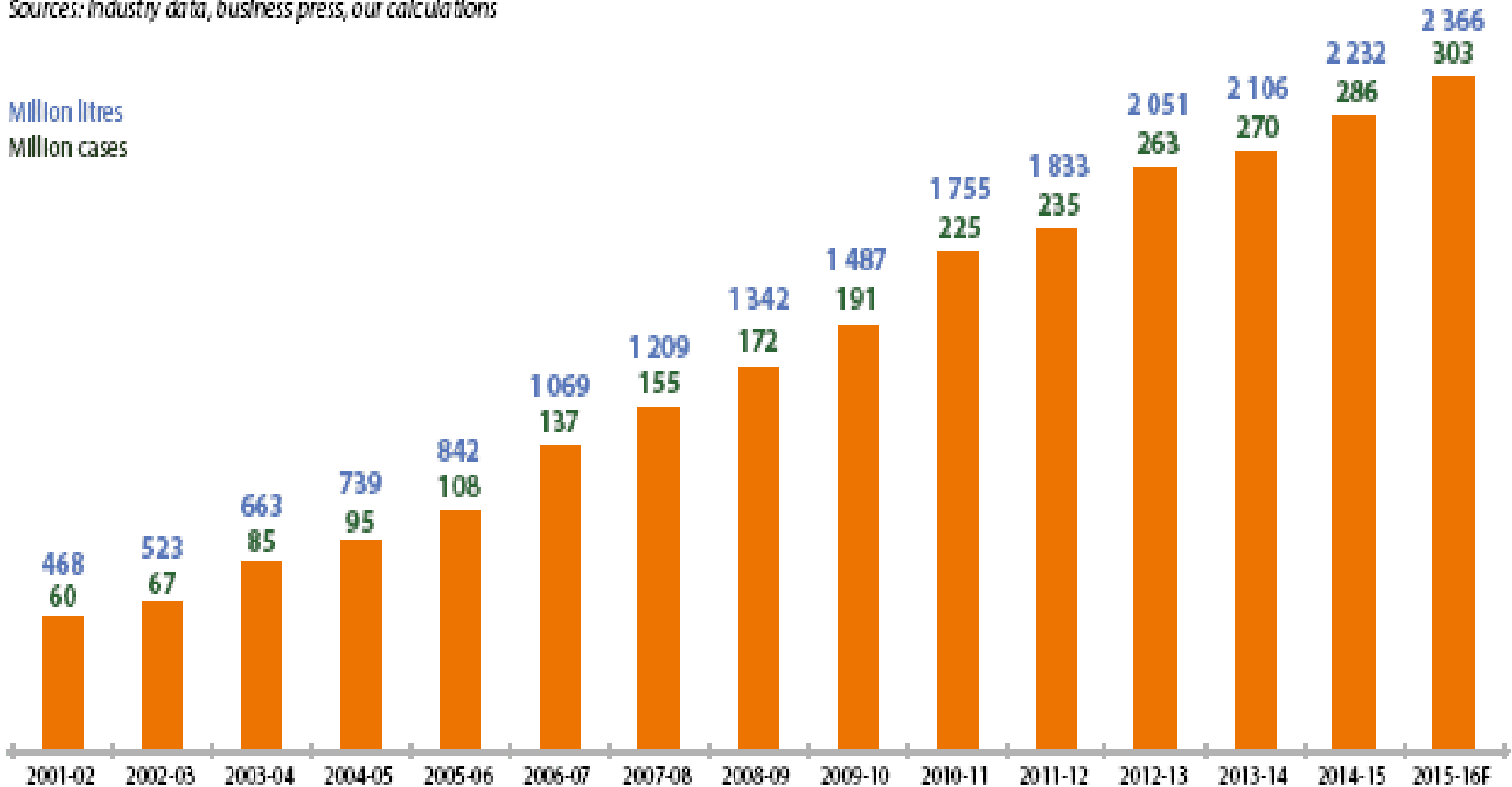
Beer is a rapidly expanding segment in the Indian alcoholic beverages industry. It is the third largest market and second fastest growing market in the Indian alcoholic beverages industry. Beer market has been segmented into strong beer and mild beer on the basis of their alcohol content. Strong beer which has alcohol content more than 5%, dominates the Indian market stating its popularity and preference.


India Beer Market Volume

India beer market volume, mln. liters / mln. cases

Sources: industry data, business press, our calculations


Million litres
Million cases





Beer sales in India are expected to see an annual growth of 7.5 per cent over the next five years despite regulatory hurdles, as rising disposable incomes in the hands of middle class will lead to higher spending.

In 2016, consumption of beer in India was 4.6 litres per capita as against 57 litres per capita of fast-growing economies in Asia.



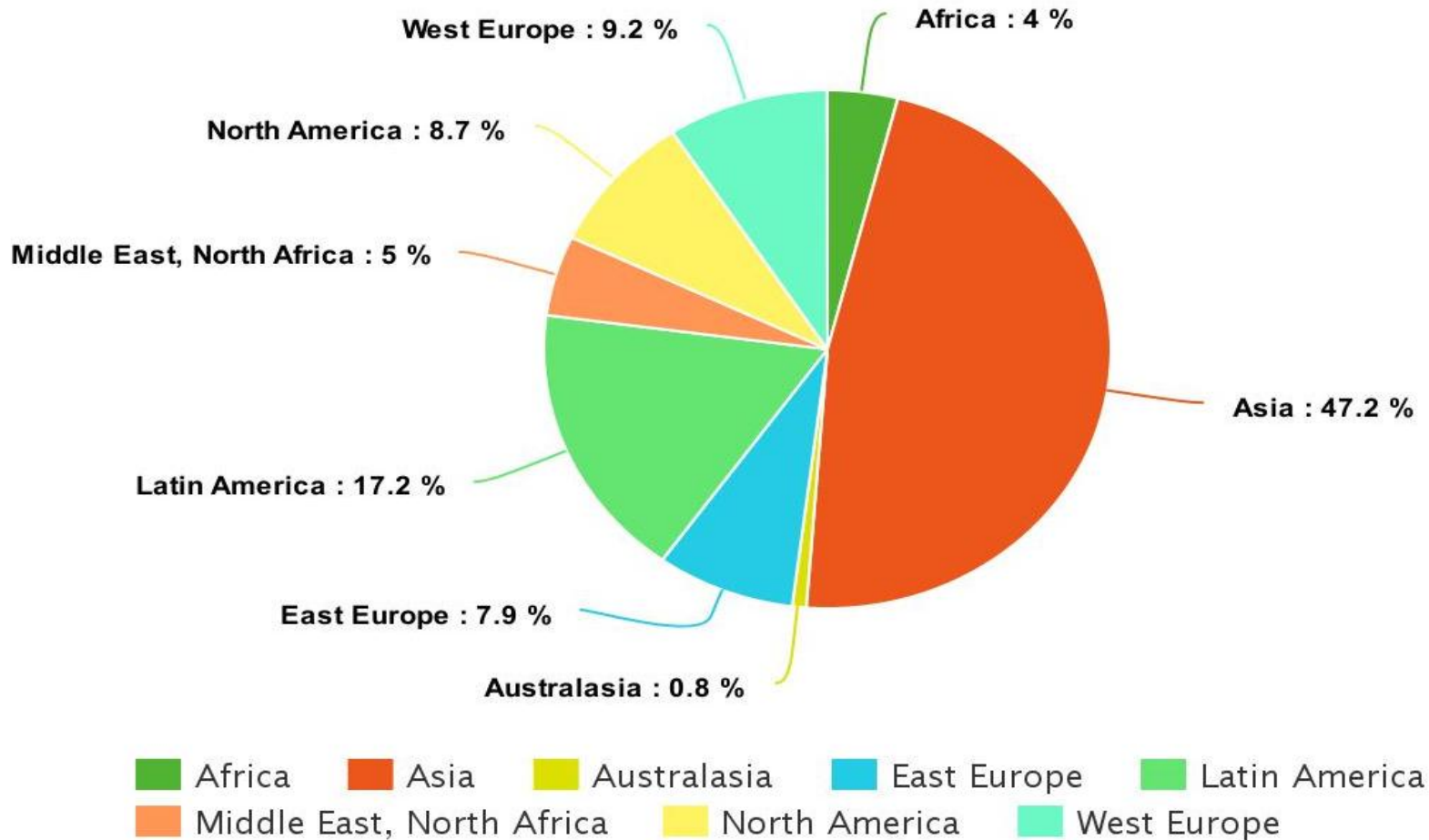
Global beer market is expected to garner \$688.4 billion by 2020, registering a CAGR of 6% during the forecast period 2015-2020.

The market for strong brew is expected to garner about \$464 billion in sales by 2020. Besides this, the strong beer industry is likely to register a CAGR of 6.5% during the period 2015-2020.

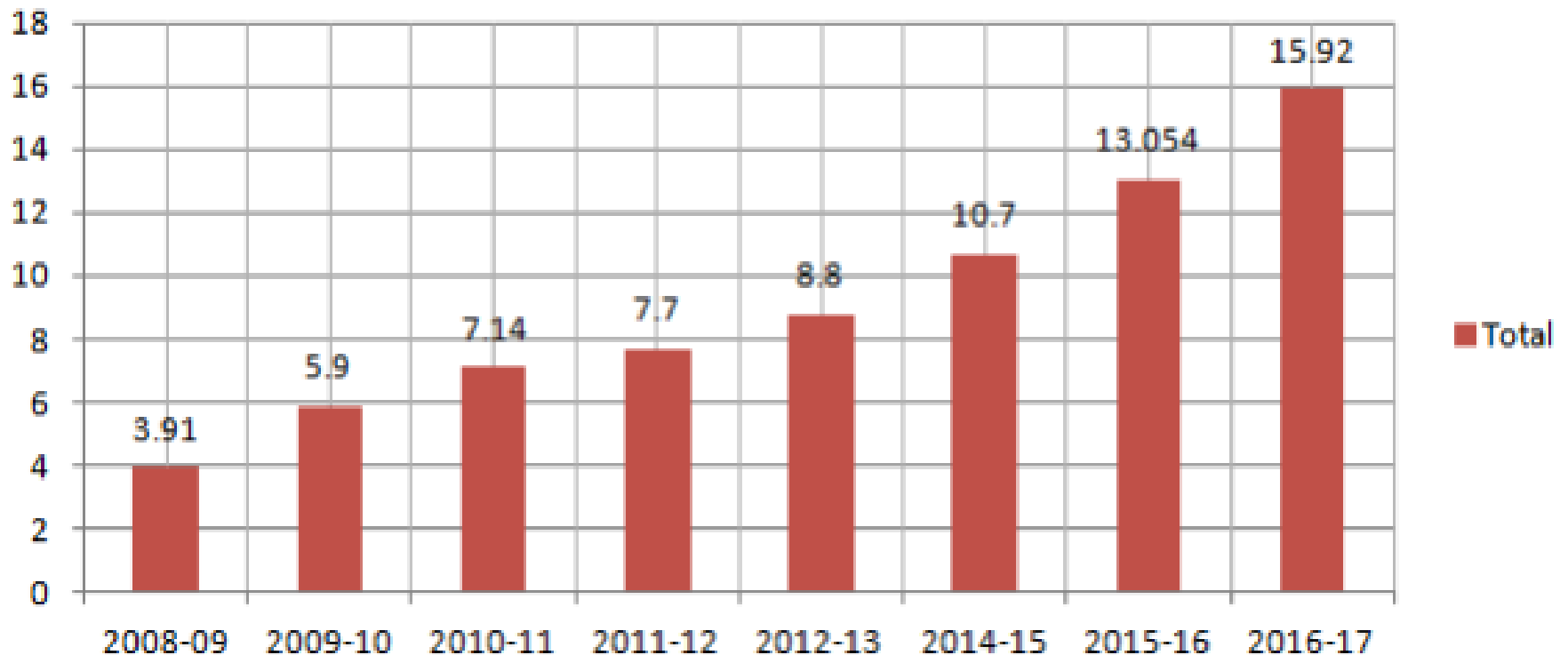


Beer is globally the third most popular drink after water and tea. Growing at a CAGR of 2.4%, it is projected that the global beer market will reach approximately USD 636 billion by 2020. In 2015, the global beer market was valued at USD 566.6 billion. While in 2014 the global beer market grew by 1%, it grew approximately by 2% in 2015.

Global Beverage Consumption



Indian Beer Industry



Few Indian Major Players are as under

- Appollo Distilleries & Breweries Pvt. Ltd.
- Arlem Breweries Ltd.
- Arthos Breweries Ltd.
- Associated Breweries & Distilleries Ltd.
- Aurangabad Breweries Ltd.
- Blossom Industries Ltd.

Few Indian Major Players are as under

- Lilasons Breweries Ltd.
- Malabar Breweries Ltd.
- Mysore Breweries Ltd.
- United Breweries Ltd.
- Winsome Breweries Ltd.

Few Indian Major Players are as under

- Buckingham Distilleries & Breweries Ltd.
- East Coast Breweries & Distilleries Ltd.
- Hindustan Breweries & Bottling Ltd.
- Kalyani Breweries Ltd.
- Kool Breweries Ltd.

Project at a Glance

COST OF PROJECT				MEANS OF FINANCE			
Particulars	Existing	Proposed	Total	Particulars	Existing	Proposed	Total
Land & Site Development Exp.	0.00	100.00	100.00	Capital	0.00	263.95	263.95
Buildings	0.00	317.50	317.50	Share Premium	0.00	0.00	0.00
Plant & Machineries	0.00	306.50	306.50	Other Type Share Capital	0.00	0.00	0.00
Motor Vehicles	0.00	12.00	12.00	Reserves & Surplus	0.00	0.00	0.00
Office Automation Equipments	0.00	129.25	129.25	Cash Subsidy	0.00	0.00	0.00
Technical Knowhow Fees & Exp.	0.00	45.00	45.00	Internal Cash Accruals	0.00	0.00	0.00
Franchise & Other Deposits	0.00	0.00	0.00	Long/Medium Term Borrowings	0.00	791.86	791.86
Preliminary & Pre-operative Exp	0.00	10.00	10.00	Debentures / Bonds Unsecured	0.00	0.00	0.00
Provision for Contingencies	0.00	30.00	30.00	Loans/Deposits	0.00	0.00	0.00
Margin Money - Working Capital	0.00	105.56	105.56				
TOTAL	0.00	1055.81	1055.81	TOTAL	0.00	1055.81	1055.81

Project at a Glance

Year	Annualised		Book Value	Debt	Dividend	Retained Earnings		Payout	Probable Market Price	P/E Ratio	Yield Price/Book Value
	EPS	CEPS	Per Share		Per Share	Per Share		%		No.of Times	%
1-2	5.22	9.06	15.22	24.00	0.00	100.00	5.22	0.00	5.22	1.00	0.00
2-3	8.14	11.52	23.36	18.00	0.00	100.00	8.14	0.00	8.14	1.00	0.00
3-4	10.99	13.97	34.35	12.00	0.00	100.00	10.99	0.00	10.99	1.00	0.00
4-5	13.75	16.37	48.10	6.00	0.00	100.00	13.75	0.00	13.75	1.00	0.00
5-6	16.39	18.71	64.49	0.00	0.00	100.00	16.39	0.00	16.39	1.00	0.00

Project at a Glance

Year	D. S. C. R.			Debt / - Depos its Debt	Equity as- Equity	Total Net Wort h	Retur n on Net Worth	Profitability Ratio					Assets Turnov er Ratio	Curre nt Ratio
	Individ ual	Cumulat ive	Overa ll					GPM	PBT	PAT	Net Contri bution	P/V Ratio		
	(Number of times)			(Number of times)		%	%	%	%	%	%			
Initial				3.00	3.00									
1-2	1.33	1.33		1.58	1.58	2.18		26.72 %	13.77%	9.56%	1118. 48	77.67 %	1.16	1.07
2-3	1.64	1.48		0.77	0.77	1.23		30.18 %	19.52%	12.79 %	1120. 62	66.70 %	1.26	1.39
3-4	2.01	1.64	2.00	0.35	0.35	0.70		32.51 %	23.57%	15.11 %	1276. 32	66.48 %	1.27	1.80
4-5	2.45	1.82		0.12	0.12	0.41		34.09 %	26.44%	16.80 %	1432. 03	66.30 %	1.23	2.27
5-6	2.97	2.00		0.00	0.00	0.23		35.13 %	28.49%	18.02 %	1587. 73	66.16 %	1.16	3.89

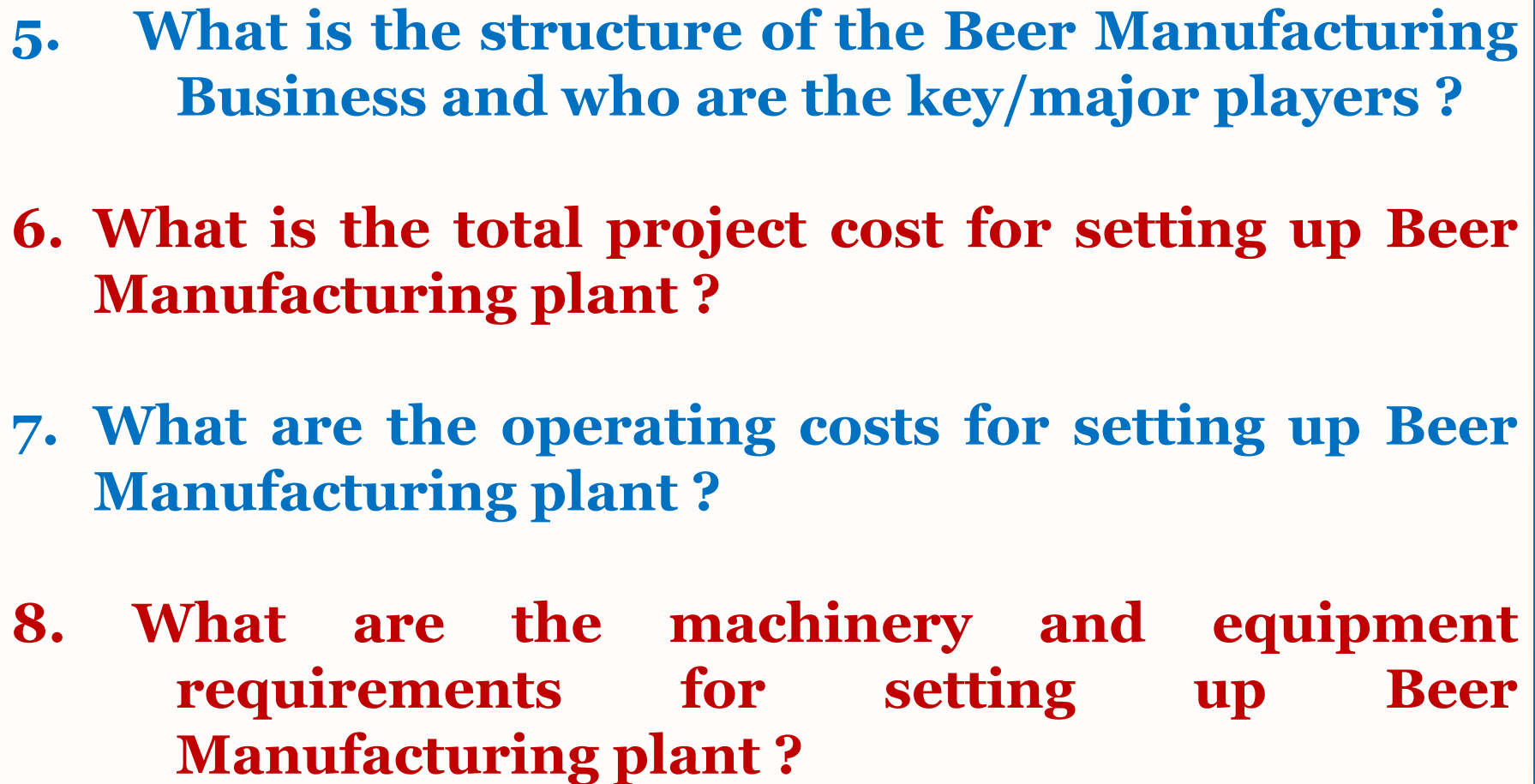
Project at a Glance

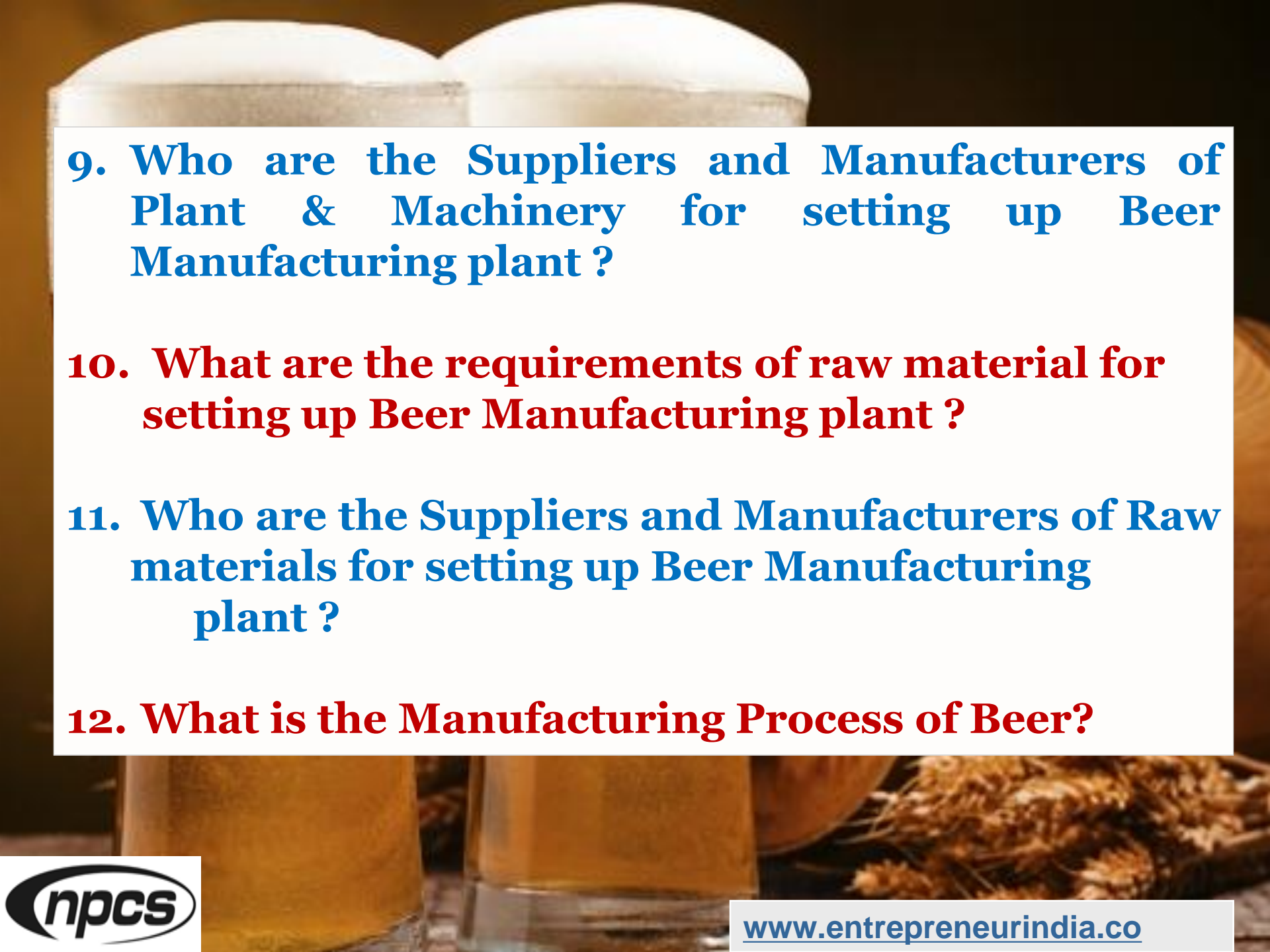
BEP

BEP - Maximum Utilisation Year	5
Cash BEP (% of Installed Capacity)	51.14%
Total BEP (% of Installed Capacity)	55.00%
IRR, PAYBACK and FACR	
Internal Rate of Return .. (In %age)	27.01%
Payback Period of the Project is (In Years)	2 Years 3 Months
Fixed Assets Coverage Ratio (No. of times)	4.313

Major Queries/Questions Answered in the Report?

- 1. What is Beer Manufacturing industry ?**
- 2. How has the Beer Manufacturing industry performed so far and how will it perform in the coming years ?**
- 3. What is the Project Feasibility of Beer Manufacturing Plant ?**
- 4. What are the requirements of Working Capital for setting up Beer Manufacturing plant ?**

- 
- 5. What is the structure of the Beer Manufacturing Business and who are the key/major players ?**
 - 6. What is the total project cost for setting up Beer Manufacturing plant ?**
 - 7. What are the operating costs for setting up Beer Manufacturing plant ?**
 - 8. What are the machinery and equipment requirements for setting up Beer Manufacturing plant ?**



9. Who are the Suppliers and Manufacturers of Plant & Machinery for setting up Beer Manufacturing plant ?

10. What are the requirements of raw material for setting up Beer Manufacturing plant ?

11. Who are the Suppliers and Manufacturers of Raw materials for setting up Beer Manufacturing plant ?

12. What is the Manufacturing Process of Beer?

13. What is the total size of land required for setting up Beer Manufacturing plant ?

14. What will be the income and expenditures for Beer Manufacturing plant ?

15. What are the Projected Balance Sheets of Beer Manufacturing plant ?

16. What are the requirement of utilities and overheads for setting up Beer Manufacturing plant?

17. What is the Built up Area Requirement and cost for setting up Beer Manufacturing Business?

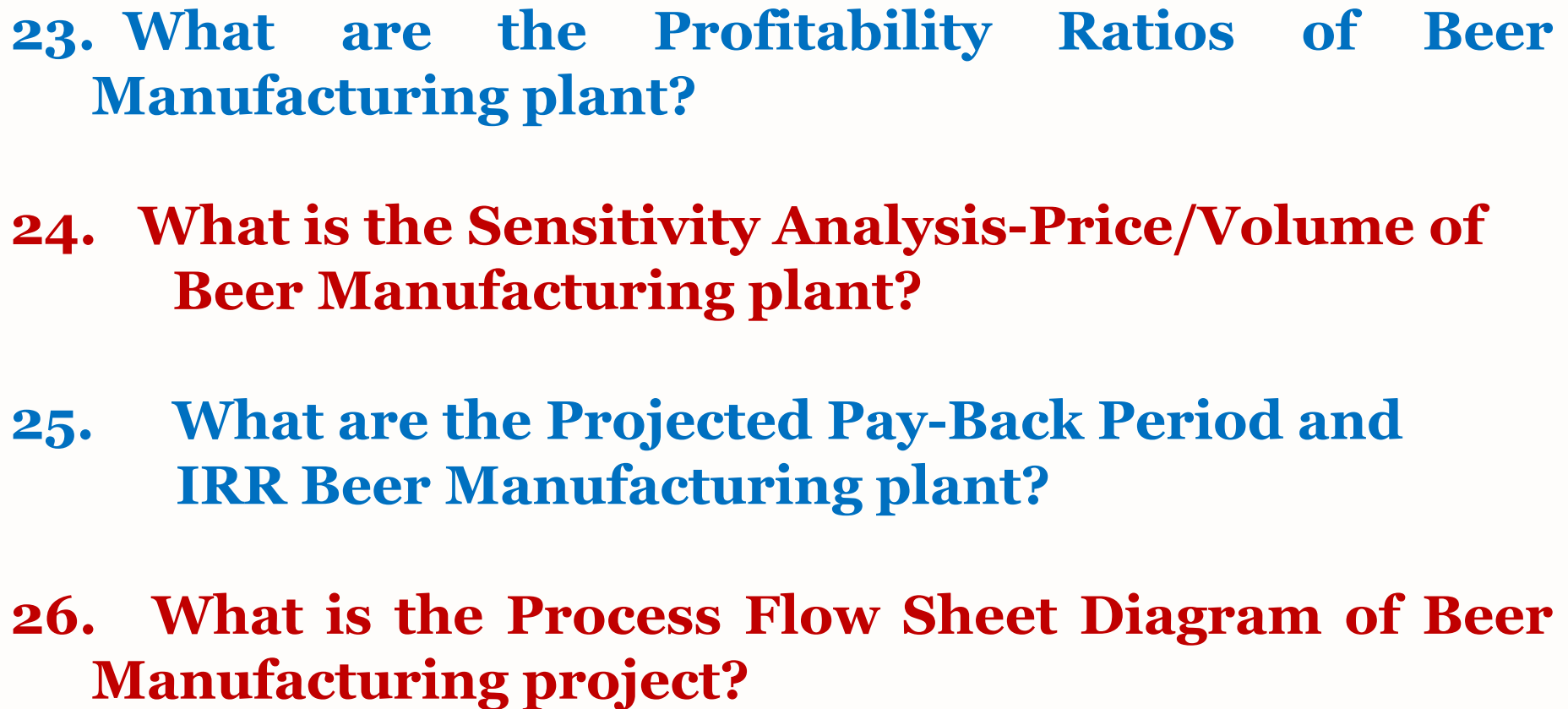
18. What are the Personnel (Manpower) Requirements for setting up Beer Manufacturing Business?

19. What are Statistics of Import & Export for Beer ?

20. What is the time required to break-even of Beer Manufacturing plant?

21. What is the Break-Even Analysis of Beer Manufacturing plant?

22. What are the Project financials of Beer Manufacturing plant?

- 
- The background of the slide features a close-up of several glasses of beer with thick white foam, alongside a pile of golden malted barley. The text is overlaid on a white rectangular area.
- 23. What are the Profitability Ratios of Beer Manufacturing plant?**
- 24. What is the Sensitivity Analysis-Price/Volume of Beer Manufacturing plant?**
- 25. What are the Projected Pay-Back Period and IRR Beer Manufacturing plant?**
- 26. What is the Process Flow Sheet Diagram of Beer Manufacturing project?**

- 
- 27. What are the Market Opportunities for setting up Beer Manufacturing plant?**
- 28. What is the Market Study and Assessment for setting up Beer Manufacturing plant?**
- 29. What is the Plant Layout for setting up Beer Manufacturing Business?**




Table of Contents of the Project Report

1. DISTRICT PROFILE & GEOTECHNICAL SITE CHARACTERIZATION

- 1.1. GENERAL
- 1.2. LOCATION & GEOGRAPHICAL AREA
- 1.3. GEOGRAPHY
- 1.4. TOPOGRAPHY
- 1.5. ADMINISTRATIVE SET UP
- 1.6. MAP
- 1.7. INDUSTRY AT A GLANCE
- 1.8. LARGE SCALE INDUSTRIES/PUBLIC SECTOR UNDERTAKINGS
- 1.9. MEDIUM SCALE ENTERPRISES
- 1.10. POTENTIAL FOR NEW MSMES

2. INTRODUCTION

- 2.1. PALE BEER:
- 2.2. DARK BEER:
- 2.3. STRONG BEER:

3. CATEGORIES OF BEER

4. DIFFERENT BRANDS OF BEER

- 4.1. INTERNATIONAL BEST BRANDS
- 4.2. AMERICAN BRANDS LIST
- 4.3. BRANDS OF BEER AROUND THE WORLD

The background of the slide features a close-up of two glasses of beer with thick white foam. In the foreground, there are several stalks of golden wheat, suggesting the brewing process. The overall lighting is warm and focused on the beer and grain.

5. B.I.S. SPECIFICATION

5.1. IS 3865:2001 BEER — SPECIFICATION (THIRD REVISION)

6. PROPERTIES OF FINISHED PRODUCT

6.1. NUTRITIONAL VALUE OF BEER:

7. BEER DEFECTS

8. MARKET SURVEY

- 8.1. ALCOHOLIC DRINKS
- 8.2. WHISKY AND NON-BEER DRINKS
- 8.3. BEER
- 8.4. NEWLY EMERGING INDICATORS, UPDATES AND ADDENDA
- 8.5. MARKET STRUCTURE
- 8.6. LEADING BRANDS

9. FINANCIALS & COMPARISON OF MAJOR INDIAN PLAYERS/COMPANIES

- 9.1. ABOUT FINANCIAL STATEMENTS OF CMIE DATABASE

- 9.2. PROFITS & APPROPRIATIONS
- 9.3. TOTAL LIABILITIES
- 9.4. TOTAL ASSETS
- 9.5. NET CASH FLOW FROM OPERATING ACTIVITIES
- 9.6. SECTION – I
 - 9.6.1. Name of Company with Contact Details
 - 9.6.2. Name of Director(S)
 - 9.6.3. Plant Capacity
 - 9.6.4. Location of Plant
 - 9.6.5. Name of Raw Material(S) Consumed With Quantity & Cost
- 9.7. SECTION – II
 - 9.7.1. Assets
 - 9.7.2. Cash Flow
 - 9.7.3. Cost as % Ge of Sales

- 9.7.4. Forex Transaction
- 9.7.5. Growth in Assets & Liabilities
- 9.7.6. Growth in Income & Expenditure
- 9.7.7. Income & Expenditure
- 9.7.8. Liabilities
- 9.7.9. Liquidity Ratios
- 9.7.10. Profitability Ratio
- 9.7.11. Profits
- 9.7.12. Return Ratios
- 9.7.13. Structure of Assets & Liabilities (%)
- 9.7.14. Working Capital & Turnover Ratios

10. RAW MATERIAL DETAILS

11. MANUFACTURING PROCESS

**12. RECENT DEVELOPMENTS IN BEER
PRODUCTION**

13. PRODUCTION OF ALCOHOL FREE BEER

14. ENERGY & HEAT CONSUMPTION

15. PROCESS FLOW DIAGRAM

16. ENVIRONMENTAL PROBLEMS

17. CHALLENGES AND IMPEDIMENTS

18. LICENSES REQUIRED FOR OPENING A MICROBREWERY IN INDIA

18.1. EXCISE, LICENSE, TAX, DUTY & OTHER LEGAL REQUIREMENTS:

18.2. OTHER LICENSES REQUIRED FOR THE SETUP:

19. FORMALITIES FOR SETTING UP BEER INDUSTRY

19.1. TECHNICAL REQUIREMENTS

19.2. LICENCE:

20. SUPPLIERS OF PLANT & MACHINERY

20.1. COMPLETE MACHINERY SUPPLIERS

21. SUPPLIERS RAW MATERIAL

22. PRODUCT & MACHINERY PHOTOGRAPHS

22.1. PRODUCT PHOTOGRAPHS

22.2. MACHINERY PHOTOGRAPHS

22.3. RAW MATERIAL PHOTOGRAPHS

23. PLANT LAYOUT

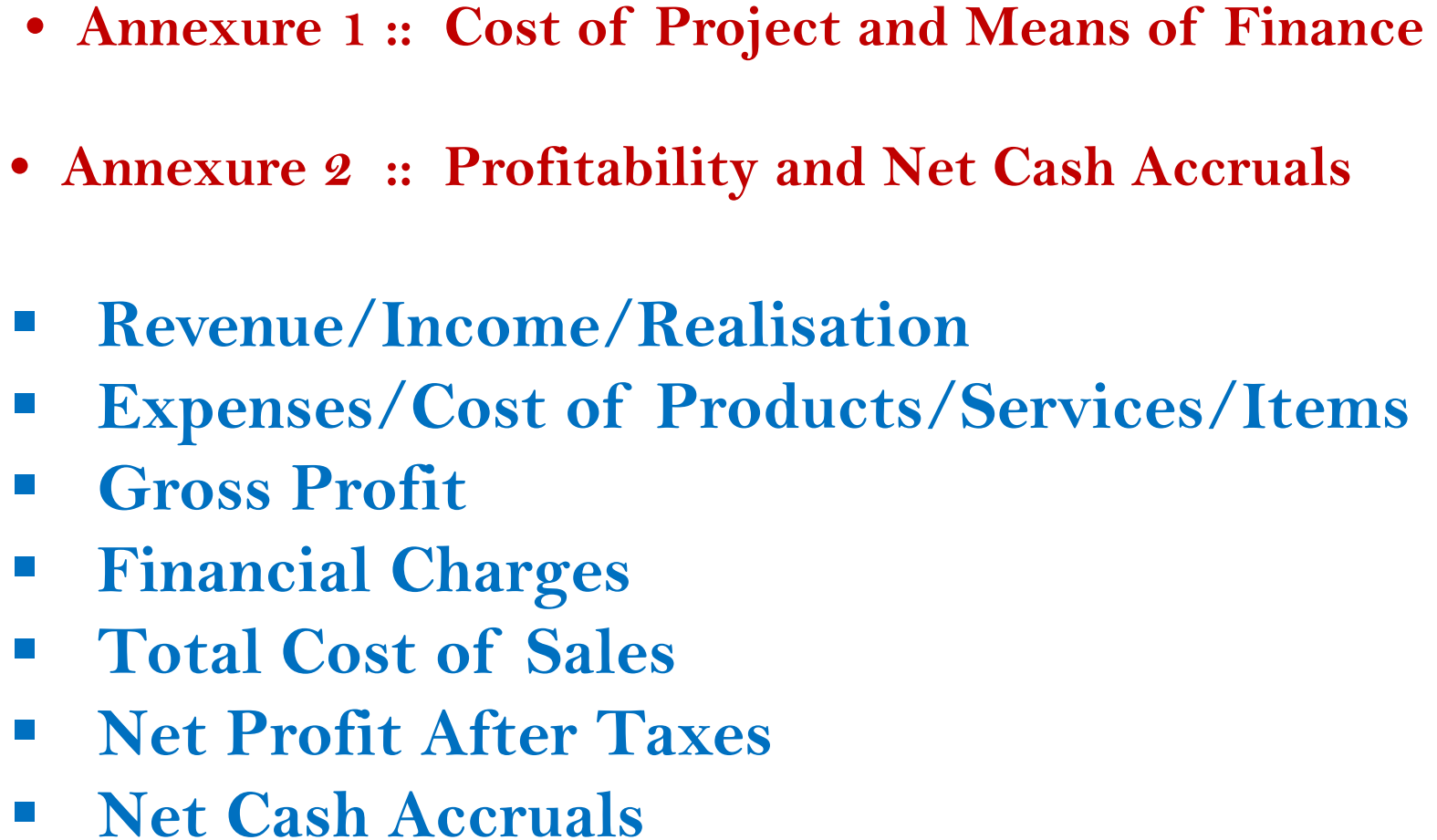
24. QUOTATION OF PLANT, MACHINERY AND EQUIPMENTS FROM SUPPLIER

- **Plant & Machinery.....5**
 - Indigenous Machineries**
 - Other Machineries (Miscellaneous, Laboratory etc.)**

- **Other Fixed Assets.....6**
 - Furniture & Fixtures**
 - Pre-operative and Preliminary Expenses**
 - Technical Knowhow**
 - Provision of Contingencies**

- **Working Capital Requirement Per Month.....7**
 - Raw Material**
 - Packing Material**
 - Lab & ETP Chemical Cost**
 - Consumable Store**

- **Overheads Required Per Month and Per Annum.....8**
 - Utilities & Overheads (Power, Water and Fuel Expenses etc.)**
 - Royalty and Other Charges**
 - Selling and Distribution Expenses**
- **Salary and Wages9**
- **Turnover Per Annum10**
- **Share Capital.....11**
 - Equity Capital**
 - Preference Share Capital**

- 
- **Annexure 1 :: Cost of Project and Means of Finance**
 - **Annexure 2 :: Profitability and Net Cash Accruals**
 - **Revenue/Income/Realisation**
 - **Expenses/Cost of Products/Services/Items**
 - **Gross Profit**
 - **Financial Charges**
 - **Total Cost of Sales**
 - **Net Profit After Taxes**
 - **Net Cash Accruals**

• **Annexure 3 :: Assessment of Working Capital requirements**

- **Current Assets**
- **Gross Working Capital**
- **Current Liabilities**
- **Net Working Capital**
- **Working Note for Calculation of Work-in-process**

• **Annexure 4 :: Sources and Disposition of Funds**

• **Annexure 5 :: Projected Balance Sheets**

- **ROI (Average of Fixed Assets)**
- **RONW (Average of Share Capital)**
- **ROI (Average of Total Assets)**

• **Annexure 6 :: Profitability Ratios**

- **D.S.C.R**
- **Earnings Per Share (EPS)**
- **Debt Equity Ratio**

• **Annexure 7 :: Break-Even Analysis**

- **Variable Cost & Expenses**
- **Semi-Variable/Semi-Fixed Expenses**
- **Profit Volume Ratio (PVR)**
- **Fixed Expenses / Cost**
- **B.E.P**



• **Annexure 8 to 11 :: Sensitivity Analysis-Price/Volume**

- **Resultant N.P.B.T**
- **Resultant D.S.C.R**
- **Resultant PV Ratio**
- **Resultant DER**
- **Resultant ROI**
- **Resultant BEP**



- **Annexure 12 :: Shareholding Pattern and Stake Status**

- **Equity Capital**

- **Preference Share Capital**

- **Annexure 13 :: Quantitative Details-Output/Sales/Stocks**

- **Determined Capacity P.A of Products/Services**

- **Achievable Efficiency/Yield % of Products/Services/Items**

- **Net Usable Load/Capacity of Products/Services/Items**

- **Expected Sales/ Revenue/ Income of Products/ Services/ Items**

- **Annexure 14** :: **Product wise Domestic Sales Realisation**
- **Annexure 15** :: **Total Raw Material Cost**
- **Annexure 16** :: **Raw Material Cost per unit**
- **Annexure 17** :: **Total Lab & ETP Chemical Cost**
- **Annexure 18** :: **Consumables, Store etc.**
- **Annexure 19** :: **Packing Material Cost**
- **Annexure 20** :: **Packing Material Cost Per Unit**

- **Annexure 21** :: **Employees Expenses**
- **Annexure 22** :: **Fuel Expenses**
- **Annexure 23** :: **Power/Electricity Expenses**
- **Annexure 24** :: **Royalty & Other Charges**
- **Annexure 25** :: **Repairs & Maintenance**

Expenses

- **Annexure 26** :: **Other Manufacturing Expenses**
- **Annexure 27** :: **Administration Expenses**
- **Annexure 28** :: **Selling Expenses**

- **Annexure 29 :: Depreciation Charges – as per Books (Total)**
- **Annexure 30 :: Depreciation Charges – as per Books (P & M)**
- **Annexure 31 :: Depreciation Charges - as per IT Act WDV (Total)**
- **Annexure 32 :: Depreciation Charges - as per IT Act WDV (P & M)**
- **Annexure 33 :: Interest and Repayment - Term Loans**
- **Annexure 34 :: Tax on Profits**
- **Annexure 35 :: Projected Pay-Back Period and IRR**

Reasons for buying our report:

- **This report helps you to identify a profitable project for investing or diversifying into by throwing light to crucial areas like industry size, market potential of the product and reasons for investing in the product**
- **This report provides vital information on the product like it's characteristics and segmentation**
- **This report helps you market and place the product correctly by identifying the target customer group of the product**

- **This report helps you understand the viability of the project by disclosing details like machinery required, project costs and snapshot of other project financials**
- **The report provides a glimpse of government regulations applicable on the industry**
- **The report provides forecasts of key parameters which helps to anticipate the industry performance and make sound business decisions**

Our Approach:

- **Our research reports broadly cover Indian markets, present analysis, outlook and forecast for a period of five years.**
- **The market forecasts are developed on the basis of secondary research and are cross-validated through interactions with the industry players**
- **We use reliable sources of information and databases. And information from such sources is processed by us and included in the report**

Scope of the Report

The report titled “Market Survey cum Detailed Techno Economic Feasibility Report on Beer Plant ” provides an insight into the Beer Plant market in India with focus on uses and applications, Manufacturing Process, Process Flow Sheets, Plant Layout and Project Financials of Beer Plant project. The report assesses the market sizing and growth of the Indian Beer Plant Industry. While expanding a current business or while venturing into new business, entrepreneurs are often faced with the dilemma of zeroing in on a suitable product/line. And before diversifying/venturing into any product, they wish to study the following aspects of the identified product:

- **Good Present/Future Demand**
- **Export-Import Market Potential**
- **Raw Material & Manpower Availability**
- **Project Costs and Payback Period**

We at NPCCS, through our reliable expertise in the project consultancy and market research field, have demystified the situation by putting forward the emerging business opportunity in the Beer Plant sector in India along with its business prospects. Through this report we have identified Beer Plant project as a lucrative investment avenue.

Process of Brewing Beer, How is Beer Made?, Brewing Process, Beer Brewing Process, Beer Production Process, Beer Production, Production of Beer, Steps of Brewing, Beer Manufacturing Process, Beer Manufacturing, Beer Processing, Beverage Production, Manufacturing Process of Beer, Beer Making, Beer & Brewing, Brewery Production, Beer Manufacturing Plant, Process for Manufacturing Beer, Production Process of Beer, Process of Starting Beer Brewing in India, Process of Making Beer, Beer Manufacturing Industry, Steps to Making Beer, Beer Manufacturing Plant in India, Industrial Production Process of Beer, Making of Beer, Beer Manufacture in India, Methods of Beer Production, Brewing Industry, Beverage & Brewing Processing, Ways to Brew Commercial Beer, Beverage Making Plant, Starting Beer Manufacturing Industry, Start Successful Beer Making Business, How to Start Your Own Beer Manufacturing Business, Starting Brewery Business Plan, Beer Making Business Ideas, Most Profitable Beer Manufacturing Business Ideas, Profitable Small Scale Beer Manufacturing Business, Business Ideas for Beer Manufacturing, Guide to Starting Your Beer Making Business, How to Start Beer Brewery Business, Startup Guide for Beer Manufacturing, Production Plant of Beer, Manufacturing Plant of Beer, Beer Manufacturing Unit, Method for Manufacturing Beer, Production of Alcoholic Beverages, Alcoholic Beverage Production, Process for Manufacture Alcoholic Beverage, Beer Manufacture, Method for Producing Beer, Beer Plant in India, Alcoholic Beverage Manufacture, Manufacturing of Beer, Manufacturing and Processing of Beer, Beer Processing in India, Beer Manufacturing Project Ideas,

, Projects on Small Scale Industries, Small Scale Industries Projects Ideas, Beer Manufacturing Based Small Scale Industries Projects, Project Profile on Small Scale Industries, How to Start Beer Manufacturing Industry in India, Beer Manufacturing Projects, New Project Profile on Beer Manufacturing Industries, Project Report on Beer Manufacturing Industry, Detailed Project Report on Beer Production, Project Report on Beer Manufacturing, Pre-Investment Feasibility Study on Beer Production, Techno-Economic Feasibility Study on Beer Manufacturing, Feasibility Report on Beer Production, Free Project Profile on Beer Manufacturing, Project Profile on Beer Production, Download Free Project Profile on Beer Production, Industrial Project Report, Project Consultant, Project Consultancy, NPCS, Niir, Process Technology Books, Business Consultancy, Business Consultant, Project Identification and Selection, Preparation of Project Profiles, Startup, Business Guidance,

Business Guidance to Clients, Startup Project for Beer Production, Startup Project, Startup Ideas, Project for Startups, Startup Project Plan, Business Start-Up, Business Plan for Startup Business, Great Opportunity for Startup, Small Start-Up Business Project, Project Report for Bank Loan, Project Report for Bank Finance, Project Report Format for Bank Loan in Excel, Excel Format of Project Report and CMA Data, Project Report Bank Loan Excel, Detailed Project Plan Reports

Niir Project Consultancy Services (NPCS) can provide Detailed Project Report on Beer Plant

Manufacturing Plant, Detailed Project Report, Profile, Business Plan, Industry Trends, Market Research, Survey, Manufacturing Process, Machinery, Raw Materials, Feasibility Study, Investment Opportunities, Cost and Revenue, Plant Economics, Production Schedule, Working Capital Requirement, Plant Layout, Process Flow Sheet, Cost of Project, Projected Balance Sheets, Profitability Ratios, Break Even Analysis

See more

<https://goo.gl/J4c5yz>

<https://goo.gl/kC3TiG>

<https://goo.gl/W1GsRc>

<https://goo.gl/8EBFD8>

<https://goo.gl/rs4jW3>



The background of the entire image is a close-up photograph of two tall glasses filled with golden beer, topped with thick white foam. In the background, a wooden barrel and some wheat stalks are visible, suggesting a brewery or a craft beer theme.

Visit us at

www.entrepreneurindia.co



www.entrepreneurindia.co



**Take a look at
Niir Project Consultancy Services
on #Street View**

<https://goo.gl/VstWkd>

*Locate us on
Google Maps*

<https://goo.gl/maps/BKkUtq9gevT2>

OUR CLIENTS

Our inexhaustible Client list includes public-sector companies, Corporate Houses, Government undertaking, individual entrepreneurs, NRI, Foreign investors, non-profit organizations and educational institutions from all parts of the World. The list is just a glimpse of our esteemed & satisfied Clients.

Click here to take a look

<https://goo.gl/G3ICjV>

Free Instant Online Project Identification & Selection Search Facility

Selection process starts with the generation of a product idea. In order to select the most promising project, the entrepreneur needs to generate a few ideas about the possible projects.

Here's we offer a best and easiest way for every entrepreneur to searching criteria of projects on our website www.entrepreneurindia.co that is "Instant Online Project Identification and Selection"

NPCS Team has simplified the process for you by providing a "Free Instant Online Project Identification & Selection" search facility to identify projects based on multiple search parameters related to project costs namely: Plant & Machinery Cost, Total Capital Investment, Cost of the project, Rate of Return% (ROR) and Break Even Point % (BEP). You can sort the projects on the basis of mentioned pointers and identify a suitable project matching your investment requisites.

Click here to go

<http://www.entrepreneurindia.co/project-identification>

Contact us

Niir Project Consultancy Services

106-E, Kamla Nagar, Opp. Spark Mall,

New Delhi-110007, India.

Email: npcs.ei@gmail.com , info@entrepreneurindia.co

Tel: +91-11-23843955, 23845654, 23845886, 8800733955

Mobile: +91-9811043595

Website : www.entrepreneurindia.co , www.niir.org

Take a look at NIIR PROJECT CONSULTANCY SERVICES on

#StreetView

<https://goo.gl/VstWkd>





NIIR PROJECT CONSULTANCY SERVICES

An ISO 9001:2015 Company




Who are we?

- *One of the leading reliable names in industrial world for providing the most comprehensive technical consulting services*
- *We adopt a systematic approach to provide the strong fundamental support needed for the effective delivery of services to our Clients' in India & abroad*

We at NPCS want to grow with you by providing solutions scale to suit your new operations and help you reduce risk and give a high return on application investments. We have successfully achieved top-notch quality standards with a high level of customer appreciation resulting in long lasting relation and large amount of referral work through technological breakthrough and innovative concepts. A large number of our Indian, Overseas and NRI Clients have appreciated our expertise for excellence which speaks volumes about our commitment and dedication to every client's success.





We bring deep, functional expertise, but are known for our holistic perspective: we capture value across boundaries and between the silos of any organization. We have proven a multiplier effect from optimizing the sum of the parts, not just the individual pieces. We actively encourage a culture of innovation, which facilitates the development of new technologies and ensures a high quality product.



What do we offer?

- *Project Identification*
- *Detailed Project Reports/Pre-feasibility Reports*
- *Market Research Reports*
- *Business Plan*
- *Technology Books and Directory*
- *Industry Trend*
- *Databases on CD-ROM*
- *Laboratory Testing Services*
- *Turnkey Project Consultancy/Solutions*
- *Entrepreneur India (An Industrial Monthly Journal)*

How are we different ?

- *We have two decades long experience in project consultancy and market research field*
- *We empower our customers with the prerequisite know-how to take sound business decisions*
- *We help catalyze business growth by providing distinctive and profound market analysis*
- *We serve a wide array of customers , from individual entrepreneurs to Corporations and Foreign Investors*
- *We use authentic & reliable sources to ensure business precision*

Our Approach


Requirement collection

Thorough analysis of the project

Economic feasibility study of the Project

Market potential survey/research

Report Compilation



Who do we serve?

- *Public-sector Companies*
- *Corporates*
- *Government Undertakings*
- *Individual Entrepreneurs*
- *NRI's*
- *Foreign Investors*
- *Non-profit Organizations, NBFC's*
- *Educational Institutions*
- *Embassies & Consulates*
- *Consultancies*
- *Industry / trade associations*

Sectors We Cover

- *Ayurvedic And Herbal Medicines, Herbal Cosmetics*
- *Alcoholic And Non Alcoholic Beverages, Drinks*
- *Adhesives, Industrial Adhesive, Sealants, Glues, Gum & Resin*
- *Activated Carbon & Activated Charcoal*
- *Aluminium And Aluminium Extrusion Profiles & Sections,*
- *Bio-fertilizers And Biotechnology*
- *Breakfast Snacks And Cereal Food*
- *Bicycle Tyres & Tubes, Bicycle Parts, Bicycle Assembling*

Sectors We Cover *Cont...*

- *Bamboo And Cane Based Projects*
- *Building Materials And Construction Projects*
- *Biodegradable & Bioplastic Based Projects*
- *Chemicals (Organic And Inorganic)*
- *Confectionery, Bakery/Baking And Other Food*
- *Cereal Processing*
- *Coconut And Coconut Based Products*
- *Cold Storage For Fruits & Vegetables*
- *Coal & Coal Byproduct*

Sectors We Cover *Cont...*

- *Copper & Copper Based Projects*
- *Dairy/Milk Processing*
- *Disinfectants, Pesticides, Insecticides, Mosquito Repellents,*
- *Electrical, Electronic And Computer based Projects*
- *Essential Oils, Oils & Fats And Allied*
- *Engineering Goods*
- *Fibre Glass & Float Glass*
- *Fast Moving Consumer Goods*
- *Food, Bakery, Agro Processing*

Sectors We Cover *Cont...*

- *Fruits & Vegetables Processing*
- *Ferro Alloys Based Projects*
- *Fertilizers & Biofertilizers*
- *Ginger & Ginger Based Projects*
- *Herbs And Medicinal Cultivation And Jatropha (Biofuel)*
- *Hotel & Hospitality Projects*
- *Hospital Based Projects*
- *Herbal Based Projects*
- *Inks, Stationery And Export Industries*

- *Infrastructure Projects*
- *Jute & Jute Based Products*
- *Leather And Leather Based Projects*
- *Leisure & Entertainment Based Projects*
- *Livestock Farming Of Birds & Animals*
- *Minerals And Minerals*
- *Maize Processing(Wet Milling) & Maize Based Projects*
- *Medical Plastics, Disposables Plastic Syringe, Blood Bags*
- *Organic Farming, Neem Products Etc.*

Sectors We Cover *Cont...*

- *Paints, Pigments, Varnish & Lacquer*
- *Paper And Paper Board, Paper Recycling Projects*
- *Printing Inks*
- *Packaging Based Projects*
- *Perfumes, Cosmetics And Flavours*
- *Power Generation Based Projects & Renewable Energy Based Projects*
- *Pharmaceuticals And Drugs*
- *Plantations, Farming And Cultivations*
- *Plastic Film, Plastic Waste And Plastic Compounds*
- *Plastic, PVC, PET, HDPE, LDPE Etc.*

Sectors We Cover *Cont...*

- *Potato And Potato Based Projects*
- *Printing And Packaging*
- *Real Estate, Leisure And Hospitality*
- *Rubber And Rubber Products*
- *Soaps And Detergents*
- *Stationary Products*
- *Spices And Snacks Food*
- *Steel & Steel Products*
- *Textile Auxiliary And Chemicals*

Sectors We Cover *Cont...*

- *Township & Residential Complex*
- *Textiles And Readymade Garments*
- *Waste Management & Recycling*
- *Wood & Wood Products*
- *Water Industry(Packaged Drinking Water & Mineral Water)*
- *Wire & Cable*

Contact us

Niir Project Consultancy Services

106-E, Kamla Nagar, Opp. Spark Mall,

New Delhi-110007, India.

Email: npcs.ei@gmail.com , info@entrepreneurindia.co

Tel: +91-11-23843955, 23845654, 23845886, 8800733955

Mobile: +91-9811043595

Website : www.entrepreneurindia.co , www.niir.org

Take a look at NIIR PROJECT CONSULTANCY SERVICES on

#StreetView

<https://goo.gl/VstWkd>



Follow us



➤ <https://www.linkedin.com/company/niir-project-consultancy-services>



➤ <https://www.facebook.com/NIIR.ORG>



➤ <https://www.youtube.com/user/NIIRproject>



➤ <https://plus.google.com/+EntrepreneurIndiaNewDelhi>



➤ https://twitter.com/npcs_in



➤ <https://www.pinterest.com/npcsindia/>





For more information, visit us at:

www.niir.org

www.entrepreneurindia.co



www.entrepreneurindia.co