


Behind the Numbers

AAA is a federation of motor clubs serving more than 56 million members in the United States and Canada through nearly 1,100 offices.

Founded in 1902, AAA is a not-for-profit, fully taxpaying corporation. Its purpose is twofold: give members a full range of automotive and travel-related services and promote the interests of motorists and travelers through legislative and educational activities.

AAA has published *Your Driving Costs* since 1950. That year, driving a car 10,000 miles cost 9 cents a mile, and gasoline sold for 27 cents per gallon.



Methodology Cost Calculations in this edition of *Your Driving Costs* are comparable to the 2015 version. The process used to estimate annual driving costs is proprietary to AAA. It incorporates standardized criteria designed to model the average AAA member's use of a vehicle for personal transportation over five years and 75,000 miles of ownership. The use of standardized criteria ensures AAA's estimates are consistent when comparing driving costs of different vehicle makes and models. Actual driving costs will vary based on individual driving habits, location, operating conditions and other factors.

Estimates are provided to help consumers make informed vehicle purchase decisions and budget for annual automotive expenses.

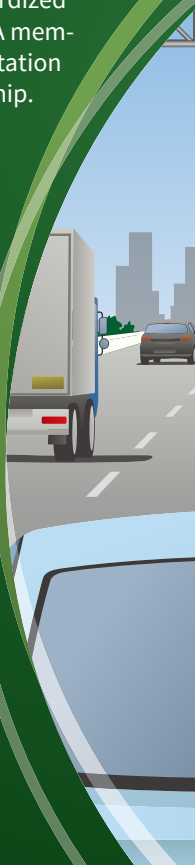


AAA Association Communication
1000 AAA Drive
Heathrow, FL 32746-5063

Contents may be reprinted in part or in their entirety with attribution.

©AAA 2016 • Stock 2717
Printed in USA


AAA.com
AAA.com/PublicAffairs





YOUR DRIVING COSTS

How much are you really paying to drive?



A green highway sign is mounted on a metal pole. The sign lists four driving costs with their corresponding dollar amounts. The background shows a road with a white car and a red car driving away, with a city skyline in the distance under a blue sky.

| | |
|--------------|----------|
| Depreciation | \$\$\$\$ |
| Fuel | \$\$\$ |
| Insurance | \$\$ |
| Maintenance | \$ |



How Much Does it Cost to Drive?

Following are average per-mile costs as determined by AAA and the composite average cost for three size categories of sedans:

AAA Average Costs Per Mile

| miles per year | 10,000 | 15,000 | 20,000 |
|---------------------------|-------------------|-------------------|-------------------|
| small sedan | 57.4 cents | 43.9 cents | 36.9 cents |
| medium sedan | 75.8 cents | 57.4 cents | 47.8 cents |
| large sedan | 93.1 cents | 69.9 cents | 58.0 cents |
| composite average* | 75.4 cents | 57.1 cents | 47.6 cents |

* Detailed driving costs for small, medium and large sedans are provided on pages 6 and 7. Driving costs for four-wheel-drive sport utility vehicles and minivans are listed on page 8. Though not part of the composite AAA average, SUV and minivan information is included to help buyers estimate operating costs for those types of vehicles.

Driving costs in each category are based on average costs for five top-selling 2015 models selected by AAA. By size category, they are:

- ▶ **Small sedan** Chevrolet Cruze, Ford Focus, Honda Civic, Hyundai Elantra and Toyota Corolla.
- ▶ **Medium sedan** Chevrolet Malibu, Ford Fusion, Honda Accord, Nissan Altima and Toyota Camry.
- ▶ **Large sedan** Buick LaCrosse, Chrysler 300, Ford Taurus, Nissan Maxima and Toyota Avalon.

Selected SUV models include Chevrolet Traverse, Ford Explorer, Jeep Grand Cherokee, Nissan Pathfinder and Toyota 4Runner. Minivans include Dodge Grand Caravan, Kia Sedona, Honda Odyssey, Nissan Quest and Toyota Sienna.

What's Covered

AAA's analysis covers vehicles equipped with standard features and optional equipment including automatic transmission, air conditioning, power steering, anti-lock brakes and cruise control, to name a few.

Fuel Fuel costs were based on \$2.139 per gallon, the late-2015 U.S. price from AAA's Fuel Gauge Report, www.FuelGaugeReport.com. Fuel mileage is based on Environmental Protection Agency fuel-economy ratings weighted 60 percent city and 40 percent highway driving.

Maintenance Costs include retail parts and labor for normal, routine maintenance as specified by the vehicle manufacturer. They also include the price of a comprehensive extended warranty with one warranty claim deductible of \$100 and other wear-and-tear items that can be expected to require service during five years of operating the vehicle. Sales tax is included on a national average basis.


Tires Costs are based on the price of one set of replacement tires of the same quality, size and rating as those that came with the vehicle. Mounting, balancing and sales tax also are included.

Insurance AAA based its insurance costs on a full-coverage policy for a married 47-year-old male with a good driving record, living in a small city and commuting three to 10 miles daily to work. The policy includes \$100,000/\$300,000 coverage with a \$500 deductible for collision and a \$100 deductible for comprehensive coverage.

License, Registration and Taxes Costs include all governmental taxes and fees payable at time of purchase, as well as fees due each year to keep the vehicle licensed and registered. Costs are computed on a national average basis.

Depreciation Depreciation is based on the difference between new-vehicle purchase price and estimated trade-in value at the end of five years.

Finance Costs are based on a five-year loan, with 10 percent down, at the national average interest rate for five credit rating categories weighted by market share. The loan amount includes taxes and the first year's license fees, both computed on a national average basis.



When determining your annual driving costs, be sure to include all vehicle-related expenses incurred during the year.

Figuring Your Costs

To figure your fuel cost, begin with a full tank of fuel and write down the odometer reading. Each time you fill up, note the number of gallons, how much you pay and the odometer reading. These figures can then be used to calculate average miles per gallon and cost of fuel per mile. For example:

Gas Cost Per Mile

| gallons | cost* | odometer |
|---|---------|----------|
| full tank | | 8,850 |
| 12.4 | \$26.52 | 9,136 |
| 9.5 | \$20.32 | 9,355 |
| 15.7 | \$33.58 | 9,717 |
| 37.6 | \$80.43 | 9,717 |
| | | -8,850 |
| miles driven = 867 | | |
| miles per gallon: $867 \div 37.6 = 23.1$ mpg | | |
| gas cost per mile: $\\$80.43 \div 867 = 9.28$ cents | | |

* price per gallon \$2.139



To determine your driving costs accurately, keep personal records on all the costs listed below. Use this worksheet to figure your total cost to drive.

Annual Cost Per Mile

| costs | | yearly totals |
|---|----------|----------------|
| operating costs | | |
| gas per mile | | _____ |
| total miles driven | × | _____ |
| total gas | = | _____ |
| maintenance | + | _____ |
| tires | + | _____ |
| total operating costs | + | = _____ |
| ownership costs | | |
| depreciation | | _____ |
| insurance | + | _____ |
| taxes | + | _____ |
| license and registration | + | _____ |
| finance charges | + | _____ |
| total ownership costs | + | = _____ |
| other costs (parking, tolls, washing, etc.) | + | = _____ |
| total driving costs | = | _____ |
| total miles driven | ÷ | _____ |
| cost per mile | = | _____ |



DRIVING COSTS

Small Sedan †

Operating Costs per mile

| | |
|-------------|------------|
| gas | 6.88 cents |
| maintenance | 4.81 cents |
| tires | 0.70 cents |

cost per mile **12.39 cents**

Ownership Costs per year

| | |
|--------------------------------------|---------|
| full-coverage insurance | \$1,169 |
| license, registration, taxes | \$502 |
| depreciation (15,000 miles annually) | \$2,568 |
| finance charge | \$481 |

cost per year **\$4,720**

cost per day **\$12.93**

Total Cost Per Mile

| 10,000 total miles per year | per year |
|------------------------------|----------|
| cost per mile x 10,000 miles | \$1,239 |
| cost per day x 365 days | \$4,720 |
| decreased depreciation** | -\$220 |

total cost per year **\$5,739**

total cost per mile* **57.4 cents**

| 15,000 total miles per year | per year |
|------------------------------|----------|
| cost per mile x 15,000 miles | \$1,859 |
| cost per day x 365 days | \$4,720 |

total cost per year **\$6,579**

total cost per mile* **43.9 cents**

| 20,000 total miles per year | per year |
|------------------------------|----------|
| cost per mile x 20,000 miles | \$2,478 |
| cost per day x 365 days | \$4,720 |
| increased depreciation*** | \$175 |

total cost per year **\$7,373**

total cost per mile* **36.9 cents**

* total cost per year ÷ total miles per year

** decreased depreciation for mileage under 15,000 miles annually averaged over 5 years



| Medium Sedan † | Large Sedan † | Average |
|--------------------|--------------------|--------------------|
| per mile | per mile | per mile |
| 8.06 cents | 10.40 cents | 8.45 cents |
| 5.39 cents | 5.63 cents | 5.28 cents |
| 1.25 cents | 1.04 cents | 1.00 cents |
| 14.70 cents | 17.07 cents | 14.72 cents |
| per year | per year | per year |
| \$1,208 | \$1,288 | \$1,222 |
| \$701 | \$857 | \$687 |
| \$3,792 | \$4,917 | \$3,759 |
| \$698 | \$869 | \$683 |
| \$6,399 | \$7,931 | \$6,350 |
| \$17.53 | \$21.73 | \$17.40 |
| per year | per year | per year |
| \$1,470 | \$1,707 | \$1,472 |
| \$6,399 | \$7,931 | \$6,350 |
| -\$290 | -\$324 | -\$278 |
| \$7,579 | \$9,314 | \$7,544 |
| 75.8 cents | 93.1 cents | 75.4 cents |
| per year | per year | per year |
| \$2,205 | \$2,561 | \$2,208 |
| \$6,399 | \$7,931 | \$6,350 |
| \$8,604 | \$10,492 | \$8,558 |
| 57.4 cents | 69.9 cents | 57.1 cents |
| per year | per year | per year |
| \$2,940 | \$3,414 | \$2,944 |
| \$6,399 | \$7,931 | \$6,350 |
| \$225 | \$256 | \$219 |
| \$9,564 | \$11,601 | \$9,513 |
| 47.8 cents | 58.0 cents | 47.6 cents |

*** increased depreciation for mileage over 15,000 miles annually averaged over 5 years

† see page 2 for a listing of vehicle makes and models used for driving cost calculations

DRIVING COSTS

| | 4WD Sport Utility Vehicle † | Minivan † |
|------------------------|-----------------------------|--------------------|
| Operating Costs | per mile | per mile |
| gas | 10.90 cents | 10.04 cents |
| maintenance | 5.92 cents | 5.32 cents |
| tires | 1.30 cents | 0.88 cents |
| cost per mile | 18.12 cents | 16.24 cents |

| | per year | per year |
|---|----------------|----------------|
| Ownership Costs | | |
| full-coverage insurance | \$1,212 | \$1,128 |
| license, registration, taxes | \$838 | \$732 |
| depreciation (15,000 miles annually) | \$4,639 | \$4,235 |
| finance charge | \$848 | \$731 |
| cost per year | \$7,537 | \$6,826 |
| cost per day | \$20.65 | \$18.70 |

Total Cost Per Mile

| | | |
|------------------------------|-------------------|-------------------|
| 10,000 miles a year | per year | per year |
| cost per mile x 10,000 miles | \$1,812 | \$1,624 |
| cost per day x 365 days | \$7,537 | \$6,826 |
| decreased depreciation** | -\$303 | -\$236 |
| total cost per year | \$9,046 | \$8,214 |
| total cost per mile* | 90.5 cents | 82.1 cents |
| 15,000 miles a year | per year | per year |
| cost per mile x 15,000 miles | \$2,718 | \$2,436 |
| cost per day x 365 days | \$7,537 | \$6,826 |
| total cost per year | \$10,255 | \$9,262 |
| total cost per mile* | 68.4 cents | 61.8 cents |
| 20,000 miles a year | per year | per year |
| cost per mile x 20,000 miles | \$3,624 | \$3,248 |
| cost per day x 365 days | \$7,537 | \$6,826 |
| increased depreciation*** | \$290 | \$225 |
| total cost per year | \$11,451 | \$10,299 |
| total cost per mile* | 57.3 cents | 51.5 cents |

* total cost per year ÷ total miles per year

** decreased depreciation for mileage under 15,000 miles annually averaged over 5 years

*** increased depreciation for mileage over 15,000 miles annually averaged over 5 years

† see page 2 for a listing of vehicle makes and models used for driving cost calculations

If you commute to work by car, figure about \$57 in total vehicle expenses per 100 miles. If that seems like a lot, driving a more fuel-efficient model or using public or alternative transportation options could save you money.



Vehicle Maintenance

Driving costs also are affected by how well your vehicle runs. Performing regular maintenance can ensure more efficient vehicle operation and help prevent costly repairs down the road. Below are general checks to make sure your vehicle stays in tip-top shape. Read your owner's manual for more detailed information on your vehicle's specific requirements. When performing any do-it-yourself maintenance, always be sure to take proper safety precautions.

Fluids

- ▶ **Engine oil:** Lubricates and cools the engine while cleaning internal parts. Running your car when it's low on oil can cause serious engine damage. Check the oil level at least once a month.
- ▶ **Coolant:** Prevents engine freeze-up in winter and boil-over in summer while protecting the cooling system from rust and corrosion. Check the coolant level at each oil change.
- ▶ **Brake fluid:** Critical to proper performance of the vehicle's braking system. Check at each oil change.
- ▶ **Transmission fluid:** Helps transfer engine power to the wheels, lubricates internal parts, maintains seals and acts as a coolant. Check the level at each oil change.
- ▶ **Power steering fluid:** Transfers hydraulic pressure to reduce driver steering effort. Check at each oil change.
- ▶ **Gasoline:** Follow vehicle manufacturer octane rating recommendations to ensure maximum fuel efficiency and prevent damaging engine knock.

Air Filter Your vehicle's air filter captures dirt particles and ensures proper airflow to the engine. Inspect the filter at every oil change and replace as needed.

Belts Most vehicles today use a single serpentine belt to operate under-hood accessories such as the alternator. However, V-belts still are used in some applications. Inspect all belts at every oil change and replace when you spot signs of wear such as glazing or cracking.

Hoses Hoses circulate vital liquids such as engine coolant, transmission fluid and power steering fluid. Inspect hoses at every oil change and repair or replace any that show signs of wear or leakage.



Battery The battery supplies power to the starter motor, acts as a voltage stabilizer and makes up for any shortfall when the alternator can't meet the vehicle's electrical needs. Inspect battery cable connections at every oil change and clean as needed. When servicing a battery, always wear eye protection and gloves.

Tires As the only part of your vehicle in contact with the road, tires are integral to safety and ride comfort. For optimum performance, tires must have adequate tread depth and be properly inflated. Inspect tires and check inflation pressures at least once a month.

AAA offers several resources to complement information found in your owner's manual. They include:

- ▶ **AAA.com:** Provides a variety of vehicle maintenance and operating tips. Online content varies by AAA club.
- ▶ **AAA Approved Auto Repair:** The Approved Auto Repair network includes more than 7,000 shops across North America that are visited regularly and inspected annually to ensure they meet AAA's rigorous quality standards and deliver exceptional service and value. AAA members using them receive special discounts, written repair estimates, free maintenance inspections, minimum 24-month/24,000-mile parts and labor warranties, AAA arbitration in repair disputes and priority service when their vehicles are towed in following a breakdown.
- ▶ **AAA ShopLocator:** Available in most areas, this AAA.com search tool helps users locate nearby AAA Approved Auto Repair facilities and provides lists of services, hours and other helpful information.
- ▶ **AAA AutoManager:** This free AAA.com program sends users e-mail reminders of scheduled vehicle service requirements and due dates for vehicle payments and insurance premiums. It also provides vehicle recall notifications and helps owners track service histories. Online content varies by club.