



BEST SUITED FOR HEALTHCARE FACILITIES

sunshine | the light for good health and well-being



Wipro Lighting brings **sunshine** into hospital rooms



sunshine | a harmonious blend of personal and functional luminaire



VERSATILE
multiple lighting modes

- ✓ single luminaire with multiple lighting modes-reading, ambient, examination and night light
- ✓ provides functional light for patients as well as doctors and support staff (refer page 3 for details)



COMFORTABLE
gentle and soothing light to help you relax

- ✓ soft, diffused light creates a comfortable and homely atmosphere conducive to speedy recovery



PERSONAL
controls to adjust as per your lighting needs

- ✓ convenience of changing light levels, through a wired remote
- ✓ takes care of different lighting needs
- ✓ contemporary and multi-purpose luminaire



USER-FRIENDLY
hassle – free handling

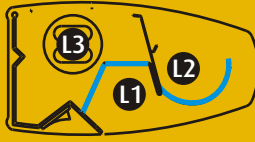
- ✓ ergonomic controls
- ✓ smooth contours facilitate easy cleaning of the luminaire
- ✓ tool-free maintenance for lamps and control gear

sunshine | one luminaire, multiple lighting modes

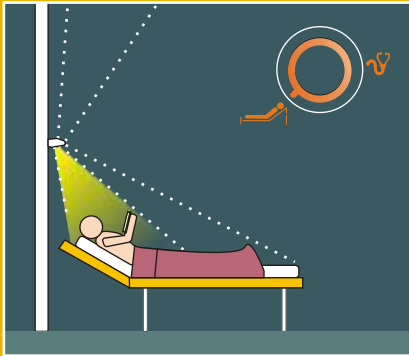
Lamp L1: 1 x 21 W/28 W FTL (T5)

Lamp L2: 1 x 21 W/28 W FTL (T5)

Lamp L3: 1 x 5 W CFL (TC)



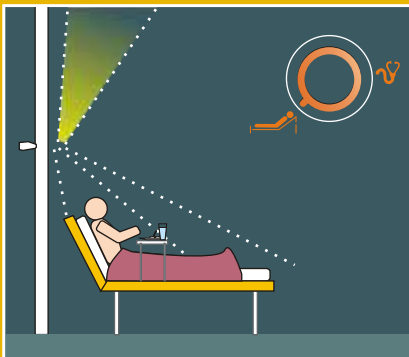
READING MODE



- L1: ON
- L2: OFF
- L3: OFF

The reading light from **sunshine** adds a touch of personal comfort for the patient. It provides diffused direct downlight to create shadow-free & glare-free light that enables the patients to read easily without causing eye-strain or fatigue.

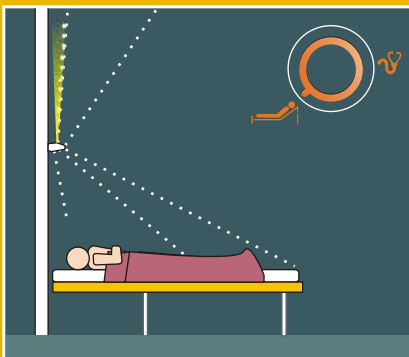
AMBIENT MODE



- L1: OFF
- L2: ON
- L3: OFF

sunshine fills the room with a warm, comfortable uplight that transforms a hospital room into a healing space. The diffuser restricts direct glare from the luminaire, creating a soft glow of light and optimum light distribution.

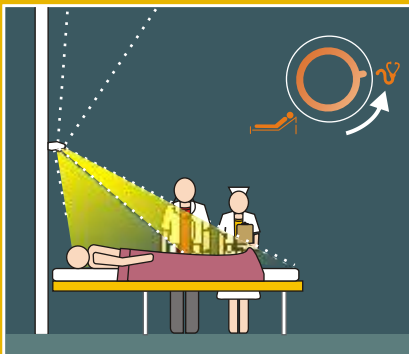
NIGHT MODE



- L1: OFF
- L2: OFF
- L3: ON

The perfectly integrated night light of **sunshine** gently penetrates the darkness and facilitates orientation. It creates the right ambience for a good night's sleep, while also allowing enough light for the hospital staff to nurse the patient.

EXAMINATION MODE

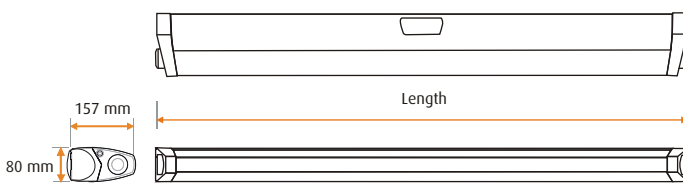


- L1: ON
- L2: ON
- L3: OFF

By a simple rotation of the knob on the sides, **sunshine** transforms into a direct light source. This direct, glare-free light from two lamps throws light up to the entire length of the bed, which is essential for examination of the patients.



DIMENSION DETAILS



Cat. No	Length (mm)
WVF 93221 APF	939
WVF 93228 APF	1239
WVF 94221 APF	939
WVF 94228 APF	1239

All dimensions are in mm. Tolerance ± 2 mm

EASY TOOL-FREE MAINTENANCE



Easy lamp replacement

Diffuser assembly swings down by the simple pressing of a button on the side, giving easy access to both the fluorescent lamps.

Easy access to control gear

The ballast cover hinges back, allowing access to the ballast mounted at an angle. The CFL lamp can also be accessed from here.

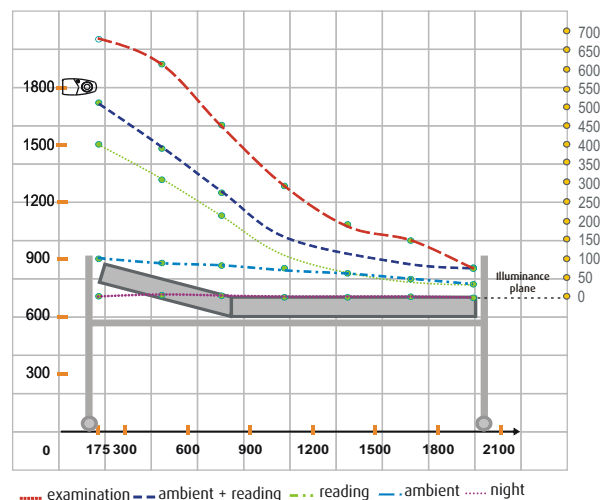
SPECIFICATIONS

- Powder coated white extruded aluminium housing
- Clear, non-yellowing, extruded internal prismatic PMMA lens for ease of cleaning
- Powder coated white CRCA reflector system directing light in required direction - upward and downward
- Injection moulded ABS plastic end caps
- Complete with ballasts and accessories pre-wired up to terminal block in control gear tray
- Lighting modes – Four lighting modes achieved by a rotating optical system and lamp combinations
 - Examination: Wide distribution covering entire bed area using 2 nos FTL (T5) lamps
 - Ambient: Soft, indirect uplight using 1 no FTL (T5) lamp
 - Reading: Diffused direct downlight using 1 no FTL (T5) lamp
 - Night: Mellow, indirect light using 1 no CFL (TC) lamp
- Self-illuminated rocker switches
- WVF 94 series is with a wired remote
- Designed and Manufactured to comply with IS 10322/ part 5/Sec 1: 1987

INSTALLATION

- Luminaire is suitable for wall mounting above the bed head at a height of 1.8m above floor level
- Fixed on wall through two key-slots
- Tool-less lamp replacement

ISOLUX DIAGRAM



Hospitals and healthcare facilities have transformed into centres of well-being, which provide world class medical services, comforts of a home, convenience of a star facility and assurance of being in safe hands.

An intelligent lighting design can transform a hospital room into a place for rejuvenation. It can create a sense of well being for the patients and at the same time cater to the functional lighting needs of doctors and healthcare personnel.



sunshine

the light for good health
and well being

WIPRO LIGHTING
launches **sunshine**



Patient rooms in hospitals should be a sanctuary of rejuvenation and homely comforts. The lighting must create a stimulating as well as a pleasant, comfortable environment, which positively support the physiological and psychological welfare of the patients.

sunshine – the personal luminaire for patients – helps make patient rooms more inviting, comfortable and home-like while establishing safe & functional places of work for healthcare providers.

WIPRO LIGHTING ADVANTAGE

Innovative lighting solutions for healthcare facilities through:

- Energy saving solutions with latest international technologies
- Capability to service multi-locational accounts
- Service commitment : 23 branches and over 150 dedicated stockists
- Ease of contact through helpline (toll-free) & website
- Trustworthiness and Reliability of Wipro

ELECTRICAL DATA

Cat. No	Lamp	Rated Voltage (V)	Mains Current (A)	Approx.Wt (kg)	Case lot (in Nos)
WVF 93221 APF	2 x 21 W FTL (T5) + 1 x 5 W CFL (TC)	240	0.25	4.00	1
WVF 93228 APF	2 x 28 W FTL (T5) + 1 x 5 W CFL (TC)	240	0.30	4.90	1
WVF 94221 APF	2 x 21 W FTL (T5) + 1 x 5 W CFL (TC)	240	0.25	4.00	1
WVF 94228 APF	2 x 28 W FTL (T5) + 1 x 5 W CFL (TC)	240	0.30	4.90	1

WVF 94 series is with a wired remote

RELATED PRODUCTS FOR HEALTHCARE FACILITIES



CUBIX



RHYTHM



LIGHTSPOT SENSORS



VISION



SPACIO



URBANO
PATHWAY



KOLORS LED
DOWNLIGHT



KOLORS LED
STRIPLIGHTS



WIPRO
FURNITURE



NORTH-WEST
SWITCHES



delighted
to assist

just dial **1800 209 5 209**

Call us from anywhere, any land-line or mobile phone in India.
Toll free | Monday - Saturday | 9 am - 6 pm



For more information contact us at:

NEW DELHI	Tel: 011 - 41708122-29	JAIPUR	Tel: 0141 - 2280014 / 2280289
KOLKATA	Tel: 033 - 22829268	AHMEDABAD	Tel: 079 - 40073546
MUMBAI (VIKROLI)	Tel: 022 - 67213755	BARODA	Tel: 0265 - 2395830/35/36/41/45
MUMBAI (ANDHERI)	Tel: 022 - 66941056-8	VISHAKHAPATNAM	Tel: 0891 - 2720030
PUNE	Tel: 020 - 25510583 / 25535081	NAGPUR	Tel: 0712 - 2233562
HYDERABAD	Tel: 040 - 27176082/ 27178906	RAIPUR	Tel: 0771 - 6467068 / 2244631
BANGALORE	Tel: 080 - 41503260 to 41503268	INDORE	Tel: 0731 - 4023486
CHENNAI	Tel: 044 - 32518016	COIMBATORE	Tel: 0422 - 2477841 / 2478751
CHANDIGARH	Tel: 0172 - 5018734/2660714	COCHIN	Tel: 9895708464 / 9895065656
LUDHIANA	Tel: 9216750562	MADURAI (TAMILNADU)	Tel: 9894723095
WESTERN UP & UTTARAKHAND	Tel: 9216750562	HUBLI (KARNATAKA)	Tel: 0836-2236902 / 9741500081
LUCKNOW	Tel: 0522 - 2434352	GOA	Tel: 0832- 6650404

Innovation and Improvement are a way of life at Wipro. All rights reserved. Reproduction of this data in part or in whole without permission is prohibited. Care has been taken to ensure that the information content within is correct. We reserve the right to modify the product without prior intimation.

Business Office:

Wipro Lighting
5th Floor, Godrej Eternia - C, Old Pune-Mumbai
Road, Shivajinagar, Pune - 411 005
Tel. : 020-66098700 Fax : 020-66098777
E-mail : helpdesk.lighting@wipro.com

Registered Office:

Wipro Limited
Doddakannelli, Sarjapur Road, Bangalore - 560035
Tel. : 080-28440011 Fax : 080-28440057

www.wiprolighting.com