

BIBLE PROPHECY For Kids

REVELATION 1-7

**KAY ARTHUR
JANNA ARNDT**



HARVEST HOUSE PUBLISHERS

EUGENE, OREGON

Scripture quotations in this book are taken from the New American Standard Bible®, © 1960, 1962, 1963, 1968, 1971, 1972, 1973, 1975, 1977, 1995 by The Lockman Foundation. Used by permission. (www.Lockman.org)

Illustrations by Steve Bjorkman

Cover by Left Coast Design, Portland, Oregon

DISCOVER 4 YOURSELF is a registered trademark of The Hawkins Children's LLC.
Harvest House Publishers, Inc., is the exclusive licensee of the federally registered trademark
DISCOVER 4 YOURSELF.

BIBLE PROPHECY FOR KIDS

Copyright © 2006 by Precept Ministries International

Published by Harvest House Publishers

Eugene, Oregon 97402

www.harvesthousepublishers.com

ISBN-13: 978-0-7369-1527-4

ISBN-10: 0-7369-1527-3

All rights reserved. No part of this publication may be reproduced, stored in a retrieval system, or transmitted in any form or by any means—electronic, mechanical, digital, photocopy, recording, or any other—except for brief quotations in printed reviews, without the prior permission of the publisher.

Printed in the United States of America

06 07 08 09 10 11 12 13 14 /ML-SK/ 10 9 8 7 6 5 4 3 2 1

CONTENTS

Unveiling a Mystery—
A Bible Study You Can Do!

1. Unveiling a Mystery	7
2. Jesus' Messages to the Churches	29
3. Are You an Overcomer?	64
4. The Mystery in Heaven	92
5. The Breaking of the Seals	110
The Mystery Unfolds	132
Puzzle Answers	134
Key Word List for Revelation 1–7	139
Observation Worksheets—Revelation 1–7	141



UNVEILING A MYSTERY— A BIBLE STUDY YOU CAN DO!

Hey! Are you ready to unveil a great mystery—one that a lot of grown-ups are afraid to try to uncover? Great! Then climb up in the tree house with Molly, Sam (the great detective beagle), and me. My name is Max. WHAT is this great mystery adventure? We are going to help The Discovery Bible Museum create and try out exciting, interactive, hands-on exhibits for the new Revelation wing in the museum so that kids everywhere will be able to understand the Book of Revelation.

Revelation is a very exciting book in the Bible that a lot of people think is too hard and scary to understand. But we know from 2 Timothy 3:16-17 that “*all* Scripture is inspired by God and profitable for teaching, for reproof, for correction, for training in righteousness; that the man of God may be adequate, equipped for every good work.” That includes the Book of Revelation.

God put the Book of Revelation in the Bible because it tells us the rest of His story. Did you know that Revelation is the only book in the Bible that promises a blessing? Pretty cool, huh? You’ll also discover WHAT happens

in the future and HOW it happens. Revelation reveals WHO is in control. There’s even a mysterious, sealed up book! Revelation is an *awesome* book packed with fascinating creatures and exciting events!

You can uncover the mystery of what’s going to happen by studying God’s Word, the Bible, the source of all truth, and by asking God’s Spirit to lead and guide you. You also have this book, which is an inductive



THINGS YOU’LL NEED

NEW AMERICAN STANDARD BIBLE (UPDATED EDITION)—PREFERABLY THE NEW INDUCTIVE STUDY BIBLE (NISB)

PEN OR PENCIL

A DICTIONARY


COLORLED PENCILS

THIS WORKBOOK

INDEX CARDS

Bible study. That word *inductive* means you go straight to the Bible *yourself* to investigate what the Book of Revelation shows us about Jesus Christ and the things that must soon take place. In inductive Bible study, you discover for yourself what the Bible says and means.

Doesn't that sound like fun? Grab those art supplies and stir up your imagination as we create and experiment with some very cool exhibits to help kids uncover the Bible's biggest mystery!



UNVEILING A MYSTERY



REVELATION 1

It's great to have you back at the tree house! Molly and I are soooo excited about this new mystery adventure! Our Uncle Jake, the archaeologist that we helped dig up truth in the Book of Genesis, works with The Discovery Bible Museum on some of his different adventures. When the museum told him about their new wing, Uncle Jake asked if we could help them create and try out the awesome exhibits.

But before we can help out, we need to do research on the Book of Revelation. Have you ever read the Book of Revelation? Being inductive Bible detectives, we know there is only one way to do our research, and that's to go straight to the main source: the Bible, God's Word. So before we head to the museum to meet Uncle Jake and Miss Kim, the museum teacher, we need to get started by searching God's Word.



UNCOVERING THE FIRST MYSTERY

Are you ready to begin your research? WHAT is the first thing you need to do? Do you remember? Pray! Way to go!



Bible study should always begin with prayer. We need to ask God to help us understand this great mystery of what is going to happen in the future and to lead and direct us by His Holy Spirit. Then we can understand what God says and make sure we handle His Word accurately.

The Book of Revelation reveals how God and Jesus triumph over Satan and evil. Because Satan doesn't want us to know the truth, he will try to discourage us and keep us from studying God's Word. So not only do we need to pray, we also need to make sure we have our armor on so we can stand firm against our enemy now and be prepared for the war against the Lamb (Revelation 17:14). We need to be strong in the Lord and in the strength of His might. Read Ephesians 6:10-17 to help you remember what your armor is.

All right, mighty warriors! Let's pray and put our armor on. Now we are ready to get started. Turn to Revelation 1 on page 141. These are our Observation Worksheets. Observation Worksheets are pages that have the Bible text printed out for you to use as you do your study on the Book of Revelation. Let's read Revelation 1:1-3.

Let's find out WHO gave the Book of Revelation, to WHOM it was given, and WHAT the revelation is. Read the first part of Revelation 1:1 again. Then fill in the blanks of the diagram on the next page and answer the questions to solve this first mystery.

The R _ _ _ _ _ of J _ _ _ _ C _ _ _ _

↕
which God gave Him
↕

to show His bond-servants

↕
the things which must soon take place.

WHO gave the revelation? _ _ _

WHAT does the word *revelation* mean? Do you know? The New Testament, where the Book of Revelation is found, was originally written in Koine Greek. The Greek word for revelation is *apokalupsis*, which is pronounced like this: ap-ok-al'-oop-sis. It means "an unveiling."

Do you remember how Toto in the movie *The Wizard of Oz* pulled back the curtain and unveiled the wizard as a small man standing on a stool instead of the giant, powerful wizard Dorothy and her friends were expecting? Just like the real wizard in the movie was unveiled and they saw him as he really was, God is going to unveil what this Book of Revelation is about.

Looking back at the diagram, to WHOM did God give the revelation (the unveiling)? J _ _ _ s

WHO is going to get the revelation? To WHOM is God going to show something?

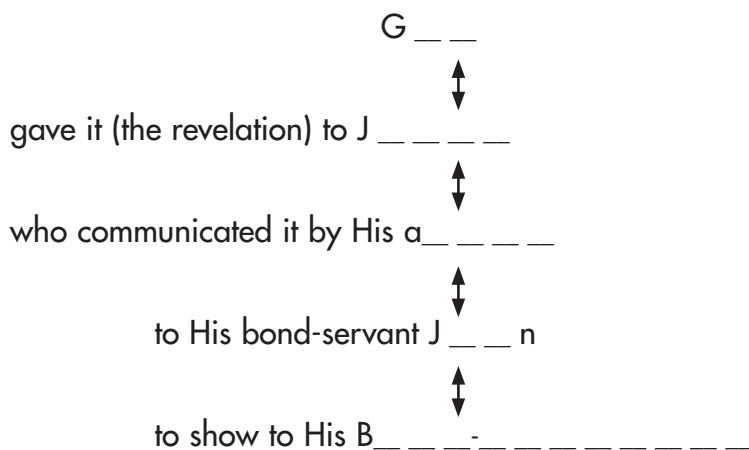
H _ _ b _ _ _ - _ _ _ _ _

WHAT is God revealing? WHAT is God going to show the bond-servants? Go back to the diagram and underline in red WHAT God is going to show His bond-servants.

Wow! God is going to show His bond-servants what is going to happen in the future. Isn't that awesome?

Now look back at Revelation 1:1 on page 141 and get

the complete picture by filling in the details in the diagram below that shows HOW God gave the revelation to His bond-servants.



WHAT is going to be shown?

The _ _ _ _ _ which must _ _ _ _ _
_ _ _ _ _ .


Way to go! You have uncovered your first mystery. You have discovered WHO gives the revelation, to WHOM He gives it, and HOW He gives it. And you know WHAT the revelation is: You are going to study the things that will take place in the future. You know the revelation is true because WHO is giving it? That's right. It's coming from God.

Let's sketch what we just discovered to show Miss Kim, our museum teacher. Because museums are places of learning, there are classes, workshops, and tours to teach people about what is in the museum and why it's there. The museum teacher is in charge of all the educational programs at the museum, so Miss Kim will be the one who helps us create and experiment with the exhibits at The Discovery Bible Museum.

Draw a picture in the box on the next page to show how we got the Book of Revelation. Make sure your drawing shows

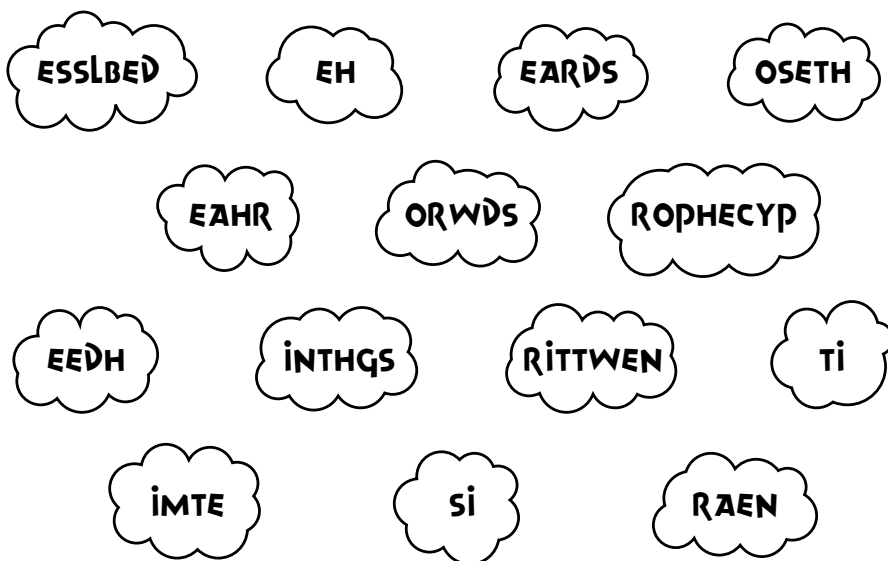
what you discovered in your diagram. Show God giving the revelation to Jesus, Jesus communicating the revelation to His angel, to give to His bond-servant John, to show His bond-servants the things that must soon take place.

You can use symbols if you would like. Draw a triangle to represent God, a cross for Jesus, an angel or wings for the angel, a stick man for John, and several stick people for the bond-servants.



Great artwork! Did you know that God has a special blessing for you when you study the Book of Revelation? Let's unveil this week's memory verse to see what God has to say about this blessing. Look at the clouds below. Inside each cloud is a word from this week's verse that has been mixed up. Unscramble each word in the clouds and place it on the correct blank below the clouds.

After you have unscrambled your verse, look at Revelation 1 and find the reference for this verse. Then hide this verse in your heart by saying it aloud three times in a row three times every day.



_____ is _____ who _____ and _____
 who _____ the _____ of the _____,
 and _____ the _____ which are _____
 in _____; for the _____.

Revelation 1: _____

You did it! Tomorrow we will head to the museum to meet Miss Kim and show her our sketches.