


Gospel Light's

# The Big Book of Bible SKILLS



## Fun Ways to Teach Kids How to Use Their Bibles!



- Bible book cards and fun games to learn the books of the Bible
- Bible skills activities for group use
- Bible memory activities for group use
- Bible skills activity pages
- Reproducible Bible cards to use with activities or as awards



RePRoDuCiBLe!

## HOW TO MAKE CLEAN COPIES FROM THIS BOOK

### You may make copies of portions of this book with a clean conscience if

- you (or someone in your organization) are the original purchaser;
- you are using the copies you make for a noncommercial purpose (such as teaching or promoting your ministry) within your church or organization;
- you follow the instructions provided in this book.



### However, it is **ILLEGAL** for you to make copies if

- you are using the material to promote, advertise or sell a product or service other than for ministry fund-raising;
- you are using the material in or on a product for sale; or
- you or your organization are **not** the original purchaser of this book.

By following these guidelines you help us keep our products affordable.

Thank you,  
*Gospel Light*

Permission to make photocopies or to reproduce by any other mechanical or electronic means in whole or in part any designated\* page, illustration or activity in this book is granted only to the original purchaser and is intended for noncommercial use within a church or other Christian organization. None of the material in this book may be reproduced for any commercial promotion, advertising or sale of a product or service. Sharing of the material in this book with other churches or organizations not owned or controlled by the original purchaser is also prohibited. All rights reserved.

\*Pages with the following notation can be legally reproduced:

© 1999 by Gospel Light • Permission to photocopy granted. • *The Big Book of Bible Skills*

### EDITORIAL STAFF

**Publisher**, William T. Greig • **Senior Consulting Publisher**, Dr. Elmer L. Towns • **Publisher, Research, Planning and Development**, Billie Baptiste • **Managing Editor**, Lynnette Pennings, M.A. • **Senior Consulting Editors**, Dr. Gary S. Greig, Wesley Haystead, M.S.Ed. • **Senior Editor, Theological and Biblical Issues**, Bayard Taylor, M.Div. • **Editor**, Sheryl Haystead • **Contributing Writers**, Amanda Abbas, Mary Gross • **Contributing Editors**, Cathy Glass, Lisa Herman, Willamae Myers, Karen Stimer • **Designer**, Carolyn Thomas

Scripture quotations are taken from the *Holy Bible, New International Version*®. NIV®. Copyright © 1973, 1978, 1984 by International Bible Society. Used by permission of Zondervan Publishing House. All rights reserved.

# C O N T E N T S

## **The Value of Good Bible Skills 4**

## **How and When to Use This Book 5**

The inside scoop on making the best use of the activities in this book.



## **The Bible—A Library of Smaller Books 6**

An attractive page to help kids see at a glance the books of the Bible and the main divisions.



## **Bible Book Cards 7**

Illustrated game cards for use in playing a variety of Bible games.



## **Bible Skills Activities 25**

Games and more to help kids find their way around the Bible.

### **Identify and Spell Books**

### **Put Books in Order**

### **Identify Bible Divisions**

### **Identify Key Phrases**

### **Locate References**



## **Bible Memory Activities 63**

A variety of learning activities to encourage Bible memory. Use these activities with any Bible memory verse.



## **Bible Skills Worksheets 93**

Pages of fun to increase kids' knowledge of how the Bible is put together. (Answer Key on back of each page.)

### **Bible Characters**

### **Bible Dictionary**


### **Bible Word Definitions**

### **Bible Books**

### **Bible Divisions**

### **Bible References**

### **Map**



## **Awards 167**

Awards to motivate kids in learning Bible skills.

# The Value of Good Bible Skills

Imagine sitting down at a computer, staring at a blank screen and knowing that all the information you need is right at your fingertips, **YET YOU CAN'T ACCESS IT.**



**NOW IMAGINE** the frustration level of children who are told that what they need is in the Bible, yet they don't know the first thing about finding their way around it.

It's common to drill young children to memorize their name, address and phone number; yet too often we neglect our responsibility to teach them how to get where they need to go in God's Word.

God's long-range goal for every child is that he or she may "reach unity in the faith and in the knowledge of the Son of God and become mature, attaining to the whole measure of the fullness of Christ" (Ephesians 4:13). Teaching students how to use the Bible equips them to grow and mature.

The beginning of this great process occurs as loving Christian adults work patiently, introducing God's Word through a variety of learning experiences that connect with each student's level of development and understanding. The activities in this book approach Bible skills in ways proven to engage kids—for example, games provide a way to make repetition fun and hook kids' interest to talk about scriptural meaning. The ultimate goal of all these activities is, of course, to focus not just on repetition or skill, but also on understanding that in turn results in desire for an ever-deepening relationship with God. Good Bible skills provide a foundation that—if begun well—will serve a person throughout an entire lifetime.

## A FINAL WORD

Few things more effectively communicate the significance of God's Word to your students than the attitudes and actions of the adults around them. When students sense your enthusiasm for God's Word, they will come to value and respect God's Word. In addition to helping students learn skills in using the Bible for themselves, make sure you communicate ways in which God's Word helps you in everyday life.



# How and When to Use This Book


## IF YOU TEACH ALONE, start with these simple suggestions for encouraging the kids in your class to increase their Bible skills:

1. Provide Bible Skills Worksheets (pp. 93-166) for early arrivals to your classroom. Worksheets can also be completed by students who finish other activities early.
2. Lead students in a different Bible Skills Activity (pp. 25-62) during one session each month.
3. Prepare a Bible Memory Activity to help students memorize the memory verse suggested in your curriculum.
4. Prepare a set of Bible Book Cards (p. 7-23) along with the instructions for several games (pp. 27,33,45). Use them in class when time allows. Give cards and instructions to students to take home and play with family members.



## IF YOU TEACH WITH ONE OR MORE other teachers, plan together how to use Bible skills activities:

1. Identify specific Bible skills your students need to develop, and plan times to lead students in appropriate activities. For example, if your students need help in locating Bible references, lead students to play "Name That Disciple" (p. 61) in class and provide each one with "Grapevine Lines" (p. 153) to complete at home.
2. Activities and worksheets can be substituted for or offered in addition to the activities suggested in your curriculum. Assign one teacher a Bible Skills Activity (p. 25-62) or Bible Skills Worksheet (p. 93-166) to prepare and provide for students during each session.
3. Plan an afternoon or evening pizza party with your students. Provide several active Bible Skills Activities such as "Ball Toss" (p. 28) or "Book Traders" (p. 38).



## IF YOU ARE THE DIRECTOR or coordinator of several departments, here are still more ways to develop students' Bible skills:

1. Provide activities and worksheets for students during transition times between children's programs.
2. Provide Bible Skills Worksheets in packets or clipboards used by children during adult worship services.
3. Include the directions for several activities or games in the children's section of your church newsletter or in a children's ministry newsletter.
4. At a family camp or event, lead families to complete one or more Bible Skills Activities such as "Promise Search" (p. 55) or "People Scrabble" (p. 62).
5. During Sunday evening or weekday children's programs, establish a Bible Skills Learning Center at which students participate in one of the activities suggested in the book. Catch students' interest with an intriguing title such as "Take the Challenge." Offer awards to students who complete several Bible skills challenges such as completing a specified number of worksheets and participating in a certain number of Bible Skills and/or Bible Memory Activities.




# THE BIBLE—A LIBRARY OF SMALLER BOOKS

## OLD TESTAMENT



## NEW TESTAMENT



# How to Prepare Bible Book Cards

1. Photocopy pages 7-23 onto card stock or construction paper.
2. Laminate or cover pages with clear Con-Tact paper.
3. Cut cards apart using paper cutter or scissors.
4. Store cards in large manila envelope or resealable plastic bag.

## Tips

1. Prepare several sets of cards for use in your classroom.
2. You may want to prepare a set of cards for each student to take home and use in reviewing Bible books.
3. Photocopy game directions and store them along with the appropriate Bible Book Card sets in envelopes or bags.
4. Invite volunteers to color cards with fine-tip markers before covering with Con-Tact paper.



LAW

In the Beginning

**GENESIS**



**EXODUS**

Escape from Slavery

LAW








David the King

# 2 Samuel



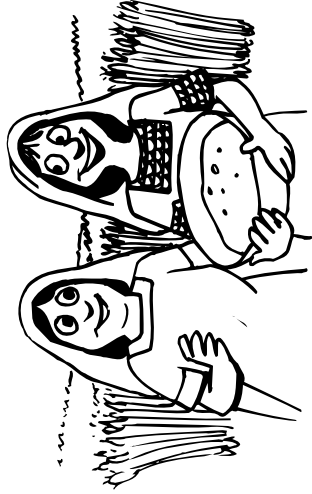
The Last Judge; the First King

# 1 Samuel



True Loyalty

# Ruth



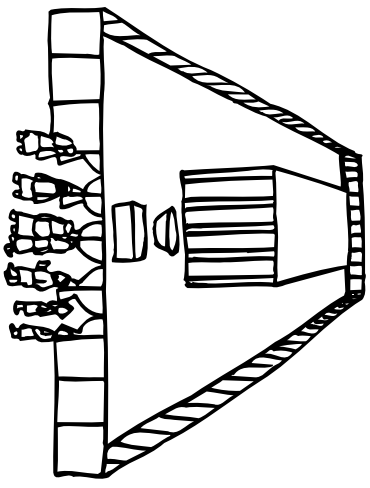
Leaders of God's People

# Judges




God's Plan for Worship

# Leviticus



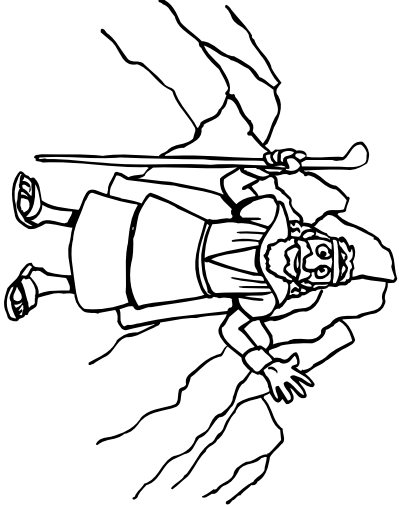
Wandering in the Desert

# Numbers




Reminders of the Law

# Deuteronomy



Into the Promised Land

# Joshua








When Trouble Comes

# Job



A Queen's Bravery

# Esther




Rebuilding the Walls

# Nehemiah



Return to Jerusalem

# Ezra



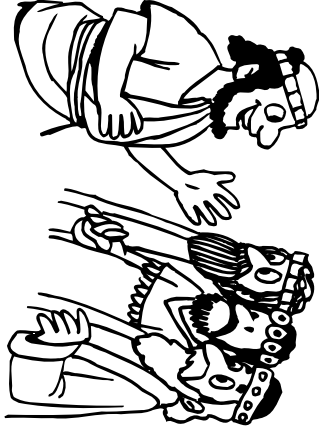
The Kingdom Divides

# 1 Kings




Kings and Prophets

# 2 Kings




David's Kingdom

# 1 Chronicles



Solomon and the Kings of Judah

# 2 Chronicles







Poems, Prayers and Songs

# Psalms




A Word to the Wise

# Proverbs




The True Source of Wisdom

# Ecclesiastes



Royal Love Songs

# Song of Songs




Strengthened by God

# Ezekiel




Prayers of Sadness

# Lamentations



God's Future for Israel

# Jeremiah



God's Plan for Salvation

# Isaiah








God's Justice and Love

# Nahum



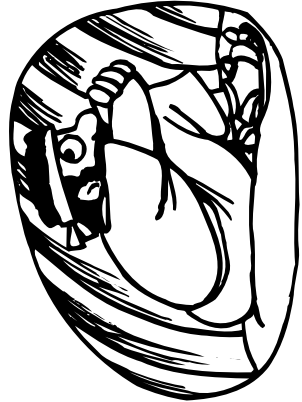
Judgment and Hope

# Micah




God's Mercy to All People

# Jonah



Israel Will Triumph

# Obadiah



# Daniel

Courage to Obey



# Hosea

A Picture of God's Love



# Joel

Past Failures and Future Promises



# Amos

Warnings Against Sin









# Habakkuk

A Conversation with God



# Zephaniah

Sorrow and Singing



# Haggai

Return and Rebuild



# Zechariah

Prepare for the King




# Luke

Jesus the Son of Man




# Mark

Jesus the Servant



# Matthew

Jesus the King



# Malachi

Trust God for the Coming Savior








Jesus the Son of God

# John




# Philippians

Follow Jesus in Everything



God's Family Grows

# Acts




# Ephesians

New Life in Christ



God's Amazing Grace

# Romans



# Galatians

Trust Only in Jesus



Living as Christians

# 1 Corinthians



# 2 Corinthians

Stay Away from False Teachers



