



Biodegradable Plates Production
from
Areca Nuts Tree Leaf, Barks
and Bamboo.

Eco-Friendly Disposable Areca
Leaf Plates Manufacturing
Business

Introduction

Areca nuts tree leaf plate is made of completely organic material, which is a fallen leaf collected from areca palm trees. Palm Leaf plates are made by Mother Nature from the naturally fallen Areca Palm tree leaves found in India. The leaf or Sheath is collected for the tableware. Areca Leaf plates are commonly known as Areca Plate / Areca Palm Leaf Plates / Palm Leaf Plates / Bio Plate / Natural plates, Disposable Plates / Eco friendly Bio-Degradable Dinner Plates / Kitchenware / Dinnerware.



Features:

- **Unique**
- **Variegated sizes**
- **Intricate designs**

Currently no other alternative product in the world can match the unique properties of areca palm leaf plates present in nature.



- **Hygienic & Odourless**
- **Do not alter taste of the food on the plate**
- **Freezer, Microwave & Oven Safe**
- **Leak Proof**
- **The strongest and most heat tolerant disposable plate**
- **Economical & Commercially Viable**
- **Biodegradable, Compostable & Sustainable**
- **100% Natural, Non-Toxic & Organic**
- **Naturally biodegrade within 6-8 weeks**
- **After use, it can be utilized as cow fodder**



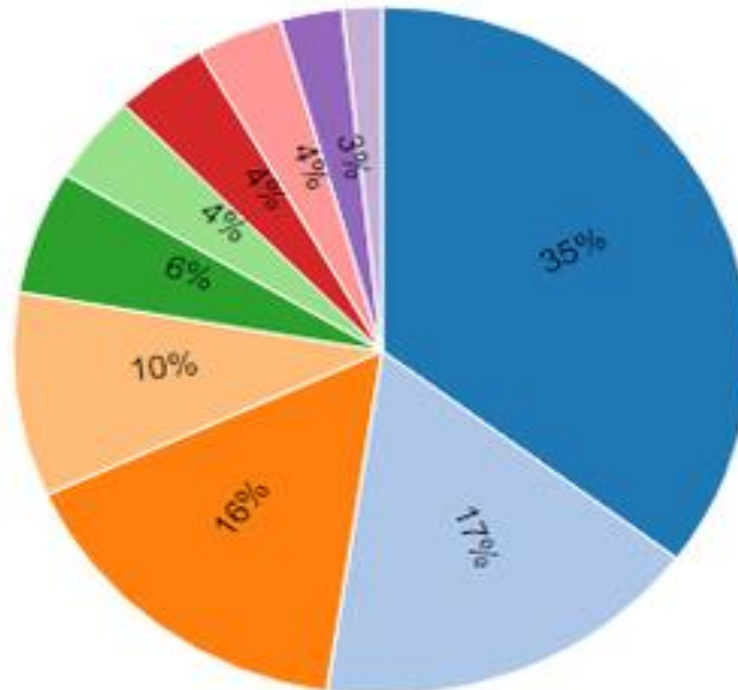
Areca leaf plates are made from the naturally shed leaf sheaths of Areca Nut Tree. The areca leaves are simply collected, pressure washed, scrubbed, sun dried and then with the application of heat and pressure formed into appropriate shaped plates. Plates once used can be used as a good fertilizer which enhances plants growth, a good source of organic manure.

The disposable plates and bowls are an alternative to plastic and paper plates. The products are natural, compostable and biodegradable yet look stylish. The demand is high within the country too.

Areca leaf plates are good replacement of thermocol plates, paper plates and plastic plates as they are eco-friendly. They are made in India and exported all over the world. So, there is a large export market for areca plates. The countries that import areca leaf plates from India are shown in the pie chart below given.

Top Export Countries – by Value in Million

USA Netherlands Germany Spain United Kingdom Israel France Australia
China Sweden



Areca Leaf Plate exporters in India supply these plates which are in supreme demand owing to their low cost and solid construction on top of it environmental friendly nature. The products are made from high-quality leak proof and defect free palm sheath.

The top countries that constitute to export market for areca leaf plates made in India are:

- USA (36%)**
- Netherlands (17%)**
- Germany (16%)**
- Spain (10%)**
- UK (6%)**

Some facts on Arecanut production in India

- **India is leading producer of Arecanut in the world.**
- **In India Karnataka leads other states in production, which is at whopping 47%.**
- **Again, in Karnataka, Shimoga ranks first in area and production, 23% and 21%, respectively.**
- **The nut derived from dried arecanut fruit is called Arecanut, Supari, Betelnut.**

The disposable tableware is mainly made from paper, pulp, Polyethylene terephthalate, polyethylene, Starch Blends, biodegradable CPLA, PLA and Talc, etc. including the disposable plates, disposable bowls, disposable cups and disposable silverware.

The main applications of disposable tableware are household and commercial use. Commercial use is dominating the end market, occupy for about 79.6 % of market share. The Asia-Pacific will occupy for more market share in following years, especially in China, also fast growing India and Southeast Asia regions.

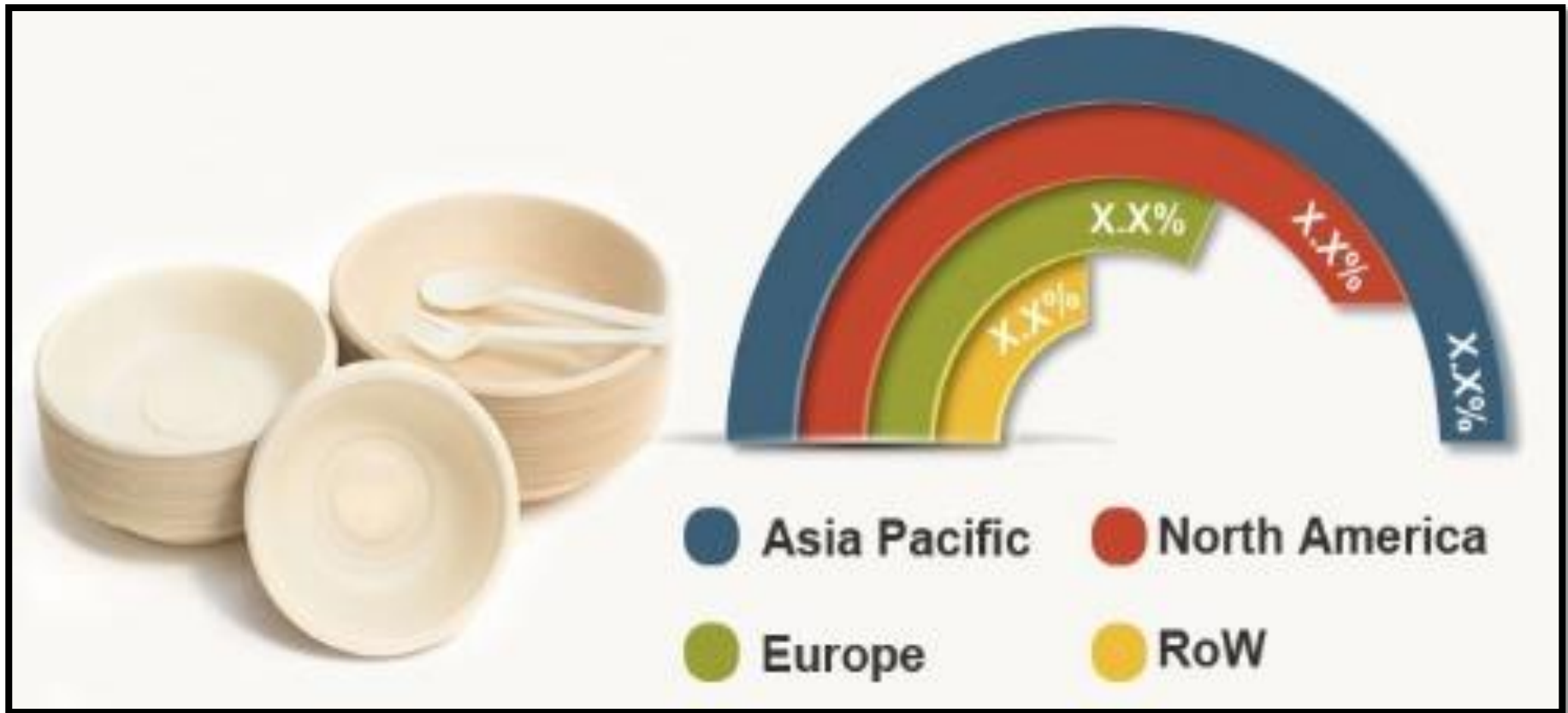
Compostable tableware's products are used for serving food. These products are biodegradable and release valuable nutrients into the soil, aiding the growth of trees and plants when they breakdown. Compostable plates can be placed into the compost bin after use. These products degrade within several months in an industrial composting facility and produce no toxic residues.



These plates are reusable and are made up of renewable resources. These renewable sources are made from all-natural materials such as agricultural residues, palm leaves, bagasse, bamboo, and cornstarch-based PLA plastic. These eco-friendly tableware's are sturdy enough to hold hot or cold food and easily gets biodegraded after use.

Compostable plates and bowls are the perfect solutions for emerging green businesses. The growing awareness about the adverse effects of plastic such as massive plastic pollution and its grave consequences on aquatic and aerial creatures after dumping this product into the sea are the major driving factors for the growth of compostable tableware market. The increasing demand for safe, sustainable and environmental friendly cutlery owing to the rising number of fast food restaurants and cafeterias is boosting the compostable tableware market.

Global Compostable Tableware Market, By Region Share (%)




Compostable disposables are a viable alternative that provides the convenience of disposable plates when used in catering for parties, picnics or other occasions along with an added advantage of no negative impact to the eco-system. However, the lack of awareness about the benefits of compostable tableware's and the poor management of organic waste hampers the growth of compostable tableware market. The cost of compostable tableware is also higher as compared to the traditional disposables. Moreover, the rising enforcement of environmental laws and the growing need for better waste management is anticipated to create an opportunity for the growth of compostable tableware market.

Biodegradable Food Service Disposables Market

The global market for foodservice disposables is anticipated to see a steady growth between 2017 and 2021. By the end of 2021, the global foodservice disposables market is estimated to bring in US\$ 27,187 Million revenue.

Increasing number of restaurants are using disposable plates, cups, trays, bowls, etc., to serve various food items. Majority of the restaurants have started providing catering services, hence the use of foodservice disposables have also increased. Manufacturers are also providing customized foodservice disposables as per the requirement of restaurants.

Moreover, increasing number of customers have started using catering services provided by restaurants, especially during celebrations. Meanwhile, in the recent years, retail stores and hospitality industry have also started using foodservice disposables to provide various food products. A rise in the number of restaurants in developing countries and popularity of takeaway meals is fueling the growth of foodservice disposables in Asia Pacific region.



Global Foodservice Disposable Market Value, By Raw Material, 2017 (US\$ Mn)

11,087

Plastics



XX.X
Paper &
Paperboard



XX.X
Aluminum



CAGR of **5.1%**
(2017 - 2021)



Moreover, continuous urbanization, sedentary lifestyles and on-the-go food culture are expected to further propel the growth of the market in the short and medium terms. Easy availability of raw materials used in the manufacturing of biodegradable food service disposables is another factor which will provide the manufacturers with ease of production, thereby increasing the availability of these products in the market.

Increasing environmental concerns due to the rising usage and disposal of paper disposables have created strong potential for the biodegradable food service disposables market to grow in the coming years. Plastic ban in several countries and rising consumer awareness about the environmental impact posed by plastic and paper disposables have resulted into increased preference for completely biodegradable alternatives.


The global food service disposable market is very competitive and encompasses some of the top players such as;

- **New Wincup holdings Inc,**
- **Pactiv llc,**
- **Anchor packaging Inc,**
- **Dart Container Corporation**
- **Gold Plast Spa**
- **Georgia Pacific LLC**
- **MDS Associates, Inc.**
- **Biopac India Corporation Ltd.**
- **H.T. Berry Company, Inc.**
- **Sysco Corporation**



Machinery Photographs

A4 ARECA FULL AUTO MACHINE



Project at a Glance

COST OF PROJECT				MEANS OF FINANCE			
Particulars	Existin g	Propose d	Total	Particulars	Existin g	Propose d	Total
Land & Site							
Development Exp.	0.00	160.00	160.00	Capital	0.00	262.18	262.18
Buildings	0.00	530.00	530.00	Share Premium	0.00	0.00	0.00
				Other Type Share			
Plant & Machineries	0.00	206.00	206.00	Capital	0.00	0.00	0.00
Motor Vehicles	0.00	20.00	20.00	Reserves & Surplus	0.00	0.00	0.00
Office Automation							
Equipments	0.00	64.00	64.00	Cash Subsidy	0.00	0.00	0.00
Technical Knowhow				Internal Cash			
Fees & Exp.	0.00	20.00	20.00	Accruals	0.00	0.00	0.00
Franchise & Other				Long/Medium Term			
Deposits	0.00	0.00	0.00	Borrowings	0.00	786.53	786.53
Preliminary& Pre-							
operative Exp	0.00	5.00	5.00	Debentures / Bonds	0.00	0.00	0.00
Provision for				Unsecured			
Contingencies	0.00	19.00	19.00	Loans/Deposits	0.00	0.00	0.00
Margin Money -							
Working Capital	0.00	24.71	24.71				
							1048.7
TOTAL	0.00	1048.71	1048.71	TOTAL	0.00	1048.71	1

Project at a Glance

Year	Annualised		Book Value	Debt	Dividend	Retained Earnings		Payout	Probable Market Price	P/E Ratio	Yield Price/Book Value
	EPS	CEPS				Per Share	Per Share				
1-2	4.35	8.08	14.35	24.00	0.00	100.00	4.35	0.00	4.35	1.00	0.00
2-3	6.87	10.16	21.22	18.00	0.00	100.00	6.87	0.00	6.87	1.00	0.00
3-4	9.32	12.24	30.54	12.00	0.00	100.00	9.32	0.00	9.32	1.00	0.00
4-5	11.70	14.28	42.24	6.00	0.00	100.00	11.70	0.00	11.70	1.00	0.00
5-6	13.99	16.28	56.23	0.00	0.00	100.00	13.99	0.00	13.99	1.00	0.00

Project at a Glance

Year	D. S. C. R.			Debt / - Deposits Debt	Equity as- Equity	Total Return Net Worth	Return on Net Worth	Profitability Ratio					Assets Turnover Ratio	Current Ratio
	Individual	Cumulative	Overall					GPM	PBT	PAT	Net Contribution	P/V Ratio		
Initial	(Number of times)			(Number of times)	%	%	%	%	%	%	%			
1-2	1.22	1.22		3.00	3.00	1.85		30.80%	18.13%	12.38%	669.77	72.68%	0.87	0.65
2-3	1.48	1.35		0.85	0.85	0.99		35.14%	25.72%	16.74%	781.23	72.66%	0.99	1.13
3-4	1.79	1.48	1.79	0.39	0.39	0.50		38.06%	31.10%	19.89%	892.83	72.66%	1.03	1.79
4-5	2.16	1.63		0.14	0.14	0.23		40.03%	34.95%	22.19%	1004.43	72.66%	1.02	2.61
5-6	2.59	1.79		0.00	0.00	0.07		41.33%	37.74%	23.88%	1116.03	72.66%	0.98	8.77

Project at a Glance

BEP

BEP - Maximum Utilisation Year	5
Cash BEP (% of Installed Capacity)	42.67%
Total BEP (% of Installed Capacity)	48.05%
IRR, PAYBACK and FACR	
Internal Rate of Return .. (In %age)	21.16%
Payback Period of the Project is (In Years)	After 3 Years
Fixed Assets Coverage Ratio (No. of times)	2.346

Major Queries/Questions Answered in the Report?

- 1. What is Areca Nuts Tree Leaf Plate Manufacturing industry ?**
- 2. How has the Areca Nuts Tree Leaf Plate Manufacturing industry performed so far and how will it perform in the coming years ?**
- 3. What is the Project Feasibility of Areca Nuts Tree Leaf Plate Manufacturing Plant ?**
- 4. What are the requirements of Working Capital for setting up Areca Nuts Tree Leaf Plate Manufacturing plant ?**

- 5. What is the structure of the Areca Nuts Tree Leaf Plate Manufacturing Business and who are the key/major players ?**
- 6. What is the total project cost for setting up Areca Nuts Tree Leaf Plate Manufacturing Business?**
- 7. What are the operating costs for setting up Areca Nuts Tree Leaf Plate Manufacturing plant ?**
- 8. What are the machinery and equipment requirements for setting up Areca Nuts Tree Leaf Plate Manufacturing plant ?**

- 9. Who are the Suppliers and Manufacturers of Plant & Machinery for setting up Areca Nuts Tree Leaf Plate Manufacturing plant ?**
- 10. What are the requirements of raw material for setting up Areca Nuts Tree Leaf Plate Manufacturing plant ?**
- 11. Who are the Suppliers and Manufacturers of Raw materials for setting up Areca Nuts Tree Leaf Plate Manufacturing Business?**
- 12. What is the Manufacturing Process of Areca Nuts Tree Leaf Plate?**

- 13. What is the total size of land required for setting up Areca Nuts Tree Leaf Plate Manufacturing plant ?**
- 14. What will be the income and expenditures for Areca Nuts Tree Leaf Plate Manufacturing Business?**
- 15. What are the Projected Balance Sheets of Areca Nuts Tree Leaf Plate Manufacturing plant ?**
- 16. What are the requirement of utilities and overheads for setting up Areca Nuts Tree Leaf Plate Manufacturing plant?**
- 17. What is the Built up Area Requirement and cost for setting up Areca Nuts Tree Leaf Plate Manufacturing Business?**

18. What are the Personnel (Manpower) Requirements for setting up Areca Nuts Tree Leaf Plate Manufacturing Business?

19. What are Statistics of Import & Export for Areca Nuts Tree Leaf Plate?

20. What is the time required to break-even of Areca Nuts Tree Leaf Plate Manufacturing Business?

21. What is the Break-Even Analysis of Areca Nuts Tree Leaf Plate Manufacturing plant?

22. What are the Project financials of Areca Nuts Tree Leaf Plate Manufacturing Business?

- 23. What are the Profitability Ratios of Areca Nuts Tree Leaf Plate Manufacturing Project?**
- 24. What is the Sensitivity Analysis-Price/Volume of Areca Nuts Tree Leaf Plate Manufacturing plant?**
- 25. What are the Projected Pay-Back Period and IRR of Areca Nuts Tree Leaf Plate Manufacturing plant?**
- 26. What is the Process Flow Sheet Diagram of Areca Nuts Tree Leaf Plate Manufacturing project?**

27. What are the Market Opportunities for setting up Areca Nuts Tree Leaf Plate Manufacturing plant?

28. What is the Market Study and Assessment for setting up Areca Nuts Tree Leaf Plate Manufacturing Business?

29. What is the Plant Layout for setting up Areca Nuts Tree Leaf Plate Manufacturing Business?

Table of Contents of the Project Report



1. PROJECT LOCATION

- 1.1. STATE PROFILE & GEOTECHNICAL SITE CHARACTERIZATION
 - 1.1.1. General
 - 1.1.2. Geography
 - 1.1.3. Land
 - 1.1.4. Map
 - 1.1.5. Plant and Animal Life
 - 1.1.6. Economy
 - 1.1.7. Resources and Power
 - 1.1.8. Transportation
 - 1.1.9. Education and Welfare

2. INTRODUCTION

3. PRODUCTS

4. QUALITY CONTROL TEST

- 4.1. HEALTH & SAFETY TESTING
- 4.2. BIOLOGICAL MATERIAL TESTING
- 4.3. SPEED AND ABILITY TO BE COMPOSTED

5. BENEFITS OF USING BIODEGRADABLE PLATES

- 5.1. DISPOSING OF BIODEGRADABLE PLATES AND OTHER FOOD CONTAINERS
- 5.2. COMPOSABILITY
- 5.3. FUEL EFFICIENCY
- 5.4. LESS POLLUTION

6. B.I.S. SPECIFICATIONS

6.1. IS 6968~CODE FOR HYGIENIC CONDITION FOR PAN (BETEL LEAF) STALLS AND VENDORS

7. MARKET SURVEY

7.1. GLOBAL DISPOSABLE PLATES MARKET

7.1.1. Competitive Scenario

7.1.2. Dynamics Influencing Growth

7.1.3. Highlights of the Global Paper Cups and Paper Plates Market

7.2. BIOGASES PLATES MARKET

7.2.1. An Overview

7.2.2. Dynamics Alternatives

7.3. BIODEGRADABLE POLYMERS MARKET FORECAST

8. EXPORT & IMPORT: ALL COUNTRIES

8.1. EXPORT: ALL COUNTRIES

8.2. IMPORT: ALL COUNTRIES

9. RAW MATERIAL

9.1. ARECA LEAF PROCUREMENT

10. MANUFACTURING PROCESS

11. PROCESS FLOW DIAGRAM

12. WASTE GENERATION

12.1. WATER WASTE GENERATION

12.2. SOLID WASTE GENERATION

13. LICENSES AND REGISTRATION

- 13.1. TIN
- 13.2. BENEFITS OF REGISTERING
- 13.3. SAFETY AND HEALTH MANAGEMENT SYSTEM

14. SUPPLIERS OF RAW MATERIAL

15. SUPPLIERS OF PLANT & MACHINERY

16. PHOTOGRAPHS/IMAGES FOR REFERENCES

- 16.1. MACHINERY PHOTOGRAPHS
- 16.2. PRODUCT PHOTOGRAPHS
- 16.3. RAW MATERIAL PHOTOGRAPHS

17. PLANT LAYOUT

18. QUOTATION OF PLANT, MACHINERY AND EQUIPMENTS FROM SUPPLIER

Project Financials

• Project at a Glance	Annexure
• Assumptions for Profitability workings	1
• Plant Economics.....	2
• Production Schedule.....	3
• Land & Building.....	4
Factory Land & Building	
Site Development Expenses	

- **Plant & Machinery.....5**
 - Indigenous Machineries**
 - Other Machineries (Miscellaneous, Laboratory etc.)**

- **Other Fixed Assets.....6**
 - Furniture & Fixtures**
 - Pre-operative and Preliminary Expenses**
 - Technical Knowhow**
 - Provision of Contingencies**

- **Working Capital Requirement Per Month.....7**
 - Raw Material**
 - Packing Material**
 - Lab & ETP Chemical Cost**
 - Consumable Store**

- **Overheads Required Per Month and Per Annum.....8**
 - Utilities & Overheads (Power, Water and Fuel Expenses etc.)**
 - Royalty and Other Charges**
 - Selling and Distribution Expenses**

- **Salary and Wages9**

- **Turnover Per Annum10**

- **Share Capital.....11**
 - Equity Capital**
 - Preference Share Capital**



- **Annexure 1 :: Cost of Project and Means of Finance**
- **Annexure 2 :: Profitability and Net Cash Accruals**
 - **Revenue/Income/Realisation**
 - **Expenses/Cost of Products/Services/Items**
 - **Gross Profit**
 - **Financial Charges**
 - **Total Cost of Sales**
 - **Net Profit After Taxes**
 - **Net Cash Accruals**

- **Annexure 3 :: Assessment of Working Capital requirements**

- **Current Assets**
- **Gross Working Capital**
- **Current Liabilities**
- **Net Working Capital**
- **Working Note for Calculation of Work-in-process**

- **Annexure 4 :: Sources and Disposition of Funds**

- **Annexure 5 :: Projected Balance Sheets**

- **ROI (Average of Fixed Assets)**
- **RONW (Average of Share Capital)**
- **ROI (Average of Total Assets)**

- **Annexure 6 :: Profitability Ratios**

- **D.S.C.R**
- **Earnings Per Share (EPS)**
- **Debt Equity Ratio**

- **Annexure 7 :: Break-Even Analysis**

- **Variable Cost & Expenses**
- **Semi-Variable/Semi-Fixed Expenses**
- **Profit Volume Ratio (PVR)**
- **Fixed Expenses / Cost**
- **B.E.P**

- **Annexure 8 to 11 :: Sensitivity Analysis-Price/Volume**

- **Resultant N.P.B.T**
- **Resultant D.S.C.R**
- **Resultant PV Ratio**
- **Resultant DER**
- **Resultant ROI**
- **Resultant BEP**

- **Annexure 12 :: Shareholding Pattern and Stake Status**

- **Equity Capital**

- **Preference Share Capital**

- **Annexure 13 :: Quantitative Details-Output/Sales/Stocks**

- **Determined Capacity P.A of Products/Services**

- **Achievable Efficiency/Yield % of Products/Services/Items**

- **Net Usable Load/Capacity of Products/Services/Items**

- **Expected Sales/ Revenue/ Income of Products/ Services/ Items**

- **Annexure 14** :: **Product wise Domestic Sales Realisation**
- **Annexure 15** :: **Total Raw Material Cost**
- **Annexure 16** :: **Raw Material Cost per unit**
- **Annexure 17** :: **Total Lab & ETP Chemical Cost**
- **Annexure 18** :: **Consumables, Store etc.**
- **Annexure 19** :: **Packing Material Cost**
- **Annexure 20** :: **Packing Material Cost Per Unit**

- **Annexure 21** :: **Employees Expenses**
- **Annexure 22** :: **Fuel Expenses**
- **Annexure 23** :: **Power/Electricity Expenses**
- **Annexure 24** :: **Royalty & Other Charges**
- **Annexure 25** :: **Repairs & Maintenance Expenses**
- **Annexure 26** :: **Other Manufacturing Expenses**
- **Annexure 27** :: **Administration Expenses**
- **Annexure 28** :: **Selling Expenses**

- **Annexure 29 :: Depreciation Charges – as per Books (Total)**
- **Annexure 30 :: Depreciation Charges – as per Books (P & M)**
- **Annexure 31 :: Depreciation Charges - as per IT Act WDV (Total)**
- **Annexure 32 :: Depreciation Charges - as per IT Act WDV (P & M)**
- **Annexure 33 :: Interest and Repayment - Term Loans**
- **Annexure 34 :: Tax on Profits**
- **Annexure 35 :: Projected Pay-Back Period and IRR**

Tags

#Biodegradable_Plates, #Eco_Friendly_Disposable_Plates, Eco-Friendly Dinnerware Biodegradable Compostable Disposable, #Compostable_Plates, Biodegradable Plates Manufacture, Biodegradable Plates Making Unit, Biodegradable Disposable Plates, #Areca_Leaf_Plates, Betel Nut Palm Leaf, Arecanut Leaf Plates Manufacturing, Areca Leaf, Palm Leaf Plates, Eco Friendly Leaf Plates, Areca Leaf Plates Business, Eco-Friendly Biodegradable Disposable Dinnerware, How are Areca Leaf Plates Made? Making of Arecanut Leaf Plates, #Arecanut_Leaf_Plate_Manufacturing_Business, Project Report for Areca Leaf Plate Making, #Ecofriendly_Disposable_Dinnerware, Areca Palm Leaf Plates, Betel Leaf Plate Making, #Leaf_Plate_Making_Business, Arecanut Palm Leaf Plates Manufacturing Business, Areca Leaf Plates Making Business, Arecanut Leaf Plates Manufacture in India, Areca Nut Leaf Plate Manufacturing in India, Manufacture of Areca Plates, How to Start a Disposable Plates Business, Bio-Degradable Plates from Areca Nuts Tree Leaf, Barks and Bamboo, Production of Areca Palm Plates, #Biodegradable_and_Compostable_Disposable_Plates,

Project Report for Areca Leaf Plate Making Business, Biodegradable Disposable Plate Manufacture, Recyclable and Compostable Disposables Plates, Single-Use Disposable Foodservice Products, Foodservice Cup, Biodegradable and Compostable Alternatives to Conventional Plastics, Foodservice Single-Use Products, Foodservice Products, Project Report on Biodegradable Plates Manufacturing Business Industry, #Detailed_Project_Report_on_Biodegradable_Plates_Manufacturing_Business, Project Report on Biodegradable Plates Manufacturing Business, Pre-Investment Feasibility Study on Biodegradable Plates Manufacturing Business, Techno-Economic feasibility study on Biodegradable Plates Manufacturing Business, Feasibility report on Biodegradable Plates Manufacturing Business, Free Project Profile on Biodegradable Plates Manufacturing Business, #Project_profile_on_Biodegradable_Plates_Manufacturing_Business, Download free project profile on Biodegradable Plates Manufacturing Business, Biodegradable Plates Manufacturing Business

Niir Project Consultancy Services (NPCS)

can provide Detailed Project Report on

**Biodegradable Plates Production from
Areca Nuts Tree Leaf, Barks and
Bamboo.**

**Eco-Friendly Disposable Areca Leaf
Plates Manufacturing Business**

See more

<https://bit.ly/2EN10Ti>

<https://bit.ly/311zQS4>



Contact us

NIIR PROJECT CONSULTANCY SERVICES

106-E, Kamla Nagar, Opp. Spark Mall,
New Delhi-110007, India.

Email: npcs.ei@gmail.com , info@entrepreneurindia.co

Tel: +91-11-23843955, 23845654, 23845886, 8800733955

Mobile: +91-9811043595

Fax: +91-11-23845886

Website : www.entrepreneurindia.co , www.niir.org

Take a look at NIIR PROJECT CONSULTANCY SERVICES on #StreetView

<https://goo.gl/VstWkd>



Follow us



➤ <https://www.linkedin.com/company/niir-project-consultancy-services>



➤ <https://www.facebook.com/NIIR.ORG>



➤ <https://www.youtube.com/user/NIIRproject>



➤ <https://plus.google.com/+EntrepreneurIndiaNewDelhi>



➤ https://twitter.com/npcs_in



➤ <https://www.pinterest.com/npcsindia/>





**Thank
You**

For more information, visit us at:

www.niir.org

www.entrepreneurindia.co



www.entrepreneurindia.co