



# GREAVES

## UNDERGROUND

### BLACK-BURY™ UNDERGROUND CONNECTORS

Submersible for direct burial or below-grade boxes

For use in lighting, power distribution, URD

Meets ANSI C119.1 and ANSI C119.4 for Class A

Heavy duty re-enterable EPDM or TPE black rubber cover

Supplied with silicone grease for ease of installation and sealing

Aluminum connector 6061-T6 alloy

Dual-rated connectors prefilled with oxide inhibitor

Direct Burial

Dual-Rated

600V



### SPLICE CONNECTORS

Use as end-to-end splice or reducer

Accommodates wide range of wire sizes within each connector size

### UPP SERIES

In-line

NAED NUMBER	CATALOG NUMBER	WIRE RANGE	DIMENSIONS (IN)			HEX	CTN QTY	EST. SHIPPING	
			H	L	W			WEIGHT (lbs)	UNIT
80350	UPP 1-350	350MCM - #10STR	2 <sup>3</sup> / <sub>4</sub>	8 <sup>5</sup> / <sub>8</sub>	1 <sup>3</sup> / <sub>8</sub>	5/16	2	1.50	EA
80360	*UPP 1-500	500MCM - #10STR	4	9 <sup>13</sup> / <sub>16</sub>	2	5/16	1	0.61	EA
80370	*†UPP 1-750	750MCM - #2AWG	6 <sup>1</sup> / <sub>2</sub>	10 <sup>1</sup> / <sub>4</sub>	3 <sup>3</sup> / <sub>4</sub>	3/8	1	2.50	EA

† UPP1-750 has side-by-side configuration with 4 screws.

\* UPP 500 and UPP 750 sizes not UL listed.

### MULTI-CABLE PEDESTAL CONNECTORS

Use for multi-cable connections such as pedestal or URD

Accommodates a wide range of wire sizes within each connector size

Large heavy duty screw-cap pull-tab



### UPP SERIES

Multi-cable

NAED NUMBER	CATALOG NUMBER	PORTS	WIRE RANGE	DIMENSIONS (IN)			EST. SHIPPING	
				H	L	W	WEIGHT (lbs)	UNIT
80432	UPP 2-350	2	350 MCM- #10 STR	2 <sup>1</sup> / <sub>2</sub>	2.73	4 <sup>1</sup> / <sub>2</sub>	0.61	EA
80433	UPP 3-350	3			3.56		0.85	EA
80434	UPP 4-350	4			4.68		1.10	EA
80435	UPP 5-350	5			5.81		1.83	EA
80436	UPP 6-350	6			6.93		1.61	EA
80438	UPP 8-350	8			9.18		2.14	EA
80453	*UPP 3-500	3	500 MCM- #10 STR	3	4.56	5 <sup>1</sup> / <sub>8</sub>	1.38	EA
80454	*UPP 4-500	4			6.03		1.83	EA
80455	*UPP 5-500	5			7.50		2.26	EA
80456	*UPP 6-500	6			8.98		2.71	EA
80458	*UPP 8-500	8			11.91		3.66	EA
80474	*UPP 4-750	4			750 MCM- #2 AWG		4	7.0
80476	*UPP 6-750	6	10.4	6.40		EA		
80478	*UPP 8-750	8	13.75	8.70		EA		

\*UPP500 and UPP750 sizes not UL Listed.

www.greaves-usa.com

Phone 860-664-4505 • Fax 860-664-4546

TOLL FREE 1-800-243-1130 (Outside CT)



## UNDERGROUND DIRECT BURIAL

### UF SPLICE KIT

#### Submersible Splice Kit for UF Underground Feeder Cable

**Convenient** - for splice/repair of jacketed Underground Feeder Cable

**UL Listed** - for direct burial splicing of jacketed UF Cable #14 - 8 AWG

- 2/C plus ground, or 3/C plus ground

- copper wires only

- 600 Volts max


**Faster** - easier-to-use with only one piece of tubing to shrink

**Watertight** - sealant activated with heat-shrinking process

**Tough** - heavy-wall adhesive-lined heat-shrink tubing

**UV Resistant** - for above-ground applications

**Direct Burial**  
600V CU



#### Kit Contains

Connector with 4 tubular brass splice couplers (screw type)

8-inch length of heavy-wall adhesive-lined heat-shrinkable tubing

Installation instruction and wire stripping guide on package

**Display packaged** - Card 12 X 5 X 1½ inches in bag

**Installation** - Use soft-flame torch or heat gun to shrink tubing and melt adhesive.

### UFK SERIES

### Splice Kit

NAED NUMBER	CATALOG NUMBER	WIRE RANGE	QUANTITY	EST. SHIPPING	
				WEIGHT (lbs)	UNIT
80300	UFK 8	UF jacketed copper cable #8-14 AWG 2/C plus ground or 3/C plus ground	12	3.0	CTN



## UNDERGROUND

### IN-LINE WIRE SPLICE KITS

#### Submersible watertight insulation splice kits

Re-enterable EPDM rubber cover

Eliminates taping in above-ground installations

Each splice kit contains:

- (1) submersible watertight EPDM splice cover
- (1) capsule of silicone grease
- (1) electrical splice connector

**Direct Burial**

#### Splice kit with dual-rated mechanical connector

Connector filled with oxide inhibitor and capped

Use to splice or reduce wire size

Accepts a wide range of wire sizes

Dual-rated for aluminum or copper wiring

Dual-Rated  
600V



### US-K SERIES

NAED NUMBER	CATALOG NUMBER	WIRE RANGE		CONNECTOR LENGTH (IN)	EST. SHIPPING	
		MAX.	MIN.		WEIGHT (lbs)	UNIT
71005	US 350-K	350 MCM	6 STR	3	0.89	EA
71010	US 500-K	500 MCM	2 STR	3 <sup>9</sup> / <sub>16</sub>	0.97	EA

#### Splice kit with dual-rated compression connector

Connector filled with oxide inhibitor and capped

Use to splice specific wire size

Dual-rated for aluminum or copper wiring

Dual-Rated  
600V



### ASC-K SERIES

NAED NUMBER	CATALOG NUMBER	WIRE SIZE	COLOR CODE	DIE INDEX	SPLICE COVER	EST. SHIPPING	
						WEIGHT (lbs)	UNIT
80100	ASC 4K	#4	Green	11/375	R20	0.17	EA
80110	ASC 2K	#2	Pink	12/348		0.17	EA
80115	ASC 1K	#1	Gold	471		0.17	EA
80120	ASC 10K	1/0	Tan	296		0.19	EA
80125	ASC 20K	2/0	Olive	297	R35	0.26	EA
80130	ASC 30K	3/0	Ruby	467		0.28	EA
80135	ASC 40K	4/0	White	17/298		0.32	EA
80140	ASC 250K	250	Red	18/324		0.32	EA
80145	ASC 300K	300	Blue	19/470		0.34	EA
80150	ASC 350K	350	Brown	20/299	R50	0.49	EA
80155	ASC 400K	400	Green	22/472		0.52	EA
80160	ASC 500K	500	Pink	300	R100	0.85	EA
80165	ASC 600K	600	Black	24/473		0.96	EA
80170	ASC 750K	750	Yellow	936		1.00	EA
80175	ASC 1000K	1000	Brown	302		1.32	EA



## UNDERGROUND

### IN-LINE WIRE SPLICE KITS

#### Submersible watertight insulation splice kits

Re-enterable EPDM rubber cover

Eliminates taping in above-ground installations

Each splice kit contains:

- (1) submersible watertight EPDM splice cover
- (1) capsule of silicone grease
- (1) electrical splice connector

**Direct Burial**

Copper wire only  
600V

#### Splice kit with copper compression connector

Use to splice specific wire size, copper wire only



### C-K SERIES

NAED NUMBER	CATALOG NUMBER	WIRE SIZE	COLOR CODE	DIE INDEX	SPLICE COVER	EST. SHIPPING	
						WEIGHT (lbs)	UNIT
80010	C 4K	#4	Gray	8/346	R20	0.17	EA
80015	C 2K	#2	Brown	10		0.19	EA
80020	C 1K	#1	Green	11/375		0.20	EA
80025	C 10K	1/0	Pink	12/348		0.22	EA
80030	C 20K	2/0	Black	13		0.24	EA
80035	C 30K	3/0	Orange	14	R35	0.32	EA
80040	C 40K	4/0	Purple	15		0.36	EA
80045	C 250K	250	Yellow	16		0.39	EA
80050	C 300K	300	White	17/298		0.43	EA
80055	C 350K	350	Red	18/324		0.50	EA
80060	C 400K	400	Blue	19/470	R50	0.61	EA
80065	C 500K	500	Brown	20/299		0.81	EA
80070	C 600K	600	Green	22/472	R100	1.30	EA
80075	C 750K	750	Black	24/473		1.45	EA
80080	C 1000K	1000	White	27		1.88	EA

### IN-LINE SPLICE COVERS

#### Submersible watertight splice cover only

Re-enterable EPDM rubber cover

Eliminates taping in above-ground installations

Contains (1) submersible EPDM splice cover

- (1) capsule of silicone grease



### R SERIES



NAED NUMBER	CATALOG NUMBER	WIRE RANGE			SPLICE CHAMBER DIMENSIONS (IN)		EST. SHIPPING	
		MAX CU	MAX AL	MIN	LENGTH	DIAMETER	WEIGHT (lbs)	UNIT
80200	R 20	2/0	1/0	14	2.75	.68	0.14	EA
80205	R 35	350	300	14	4.5	.75	0.21	EA
80210	R 50	500	400	14	4.75	1.05	0.29	EA
80215	*R 100	1000	1000	2	9.6	1.84	0.52	EA

\* Size not UL.



## UNDERGROUND

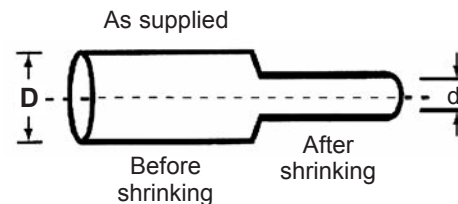

### HEAT SHRINK TUBING HEAVY WALL with ADHESIVE



1000V  
110°C

Black cross-linked heavy-wall heat-shrink tubing  
 Use to insulate electrical cable splices in utility/industrial applications  
 Use on compression splices (C, SC, SC-FX Series) and adapters (CRK, ND-R Series)  
 Also use to insulate barrels of compression lugs  
 Use for insulation of primary low voltage cables  
 Withstands severe mechanical and sealing requirements  
 of URD, submersible, and direct burial installations  
 Provides strain relief and mechanical protection  
 Resists impact and abrasion  
 Supplied as expanded tube  
 Shrink ratio 3:1, wide range of available diameters  
 Shrink temperature: 120°C  
 Thermoplastic hot-melt adhesive lining seals to cable jackets  
 when heated  
 Continuous operating temperature rating: -55°C to 110°C

Meets UL 486D, CSA C22.2 No. 198.2, ANSI C119.1,  
 Western Underground Guide Numbers 2.4 and 2.5,  
 ICEA and NEMA insulation thickness requirements.



## HWA SERIES

NAED NUMBER	CATALOG NUMBER	NOMINAL SIZE	WIRE SIZE		INSIDE DIA		LENGTH PIECE (IN)	PKG QTY	EST. SHIPPING	
			MAX	MIN	D	d			WEIGHT (lbs)	UNIT
41850	HWA50-6	1/2	#6	#8	.51	.16	6	8	.3	CTN
41875	HWA75-6	3/4	#2	#6	.75	.24	6	6	.4	CTN
41810	HWA100-9	1	3/0	#1	1.1	.35	9	4	.6	CTN
41815	HWA150-9	1½	350	2/0	1.5	.47	9	3	.63	CTN
41820	HWA200-9	2	500	250	2.0	.63	9	3	1.0	CTN
41827	HWA275-12	2¾	1000	600	2.7	.87	12	1	.5	EA

Lengths provide 2-inch seal on both cable jackets when using long barrel compression splice.  
 Other lengths and sizes available.

## INSTALLATION

1. Place the tube over one of the cable-ends before splicing.
2. Install the electrical splice.
3. Center the tube over the splice so a minimum of 2 inches of tubing will seal to each cable jacket.
4. With a soft-flame torch, begin at the center and heat slowly around the radius, moving progressively to each end. When heated to shrink temperature, the tubing shrinks and conforms to the splice, and the adhesive melts and seals to the splice and cable jackets. Heat so adhesive forms a bead around each end.  
 Do not overheat, which can scorch and damage the tubing.