



# BLAST RESISTANT BUILDINGS

*Make it happen.*





**BUILT TO MEET YOUR EXACT SPECIFICATIONS.**

**THAT'S THE MARK OF TIGER.**



**SCAN** to view the  
our capabilities video



## COMPANY OVERVIEW

Tiger Industrial is a leading provider of rental equipment and services to the upstream, midstream, and downstream energy, chemical, and processing sectors of the industry. We have multiple locations in the US that offer a full range of high-quality equipment for pumping, cleaning, shelter, flooring, and power generation. Our fleet includes blast resistant buildings, heavy duty pumps, portable generators, pressure washers, lighting, and ECOMat™ flooring solutions.

Tiger rents Blast Resistant Buildings (BRB) to provide protection from flames and smoke created by fires, excessive noise, and the blunt force of projectiles that structures may be subjected to as result of explosions or extreme weather. Tiger's buildings can be customized to meet your specific needs. Whether you are looking for an office space, safety command center, decon unit, tool room, multi-bathroom building, Tiger will ensure your blast resistant building is designed to meet your exact specifications.

### THE TIGER ADVANTAGE

#### SAFETY:

- Designed for occupant safety
- Designed to VCE duration requirements
- Design review performed by Qualified Blast Design Engineers

#### QUALITY:

- Documented welding procedures
- Material traceability
- 3rd party QC inspection reports

#### DELIVERY:

- Fleet capacity to meet large project schedules
- Rapid deployment
- International logistics experience
- Capabilities to deliver all sizes with either flatbed and rollback

#### SERVICE:

- 24-hour "on call" customer service
- Staff service technicians
- Service centers

### TYPES OF BUILDINGS

#### STANDARD PRODUCT LINES:

- 6.3 PSI - 8' x 40' and 8' x 20'
- 8.0 PSI - 12' x 40'
- 10.0 PSI - 12' x 40'

Tiger Industrial can customize any building to provide your company with a permanent application, including:

- Duplex
- Triplex
- Cool Down Buildings
- Bathroom Units
- Men's Multi-Bathroom
- Women's Multi-Bathroom
- Single Bathroom
- Shower Trailers
- Locker Rooms
- Bathroom & Kitchenettes
- Decon Units
- Tool Rooms
- Offices Units
- Guard Shacks
- Secure Storage Areas
- Bunkhouses
- Safety Compound
- Living Quarters
- Laundry Units
- Medical Facilities
- Pharmacies
- Outage Housing
- Hurricane Shelters





# ENGINEERING & CONSTRUCTION



# MANUFACTURING

## ENGINEERING



### THIRD PARTY DESIGN & REVIEW:

Our BRB's are engineered for safety. The world leader in Blast Resistant Design, Baker Risk, has worked closely with our engineers to exceed the industry standards for blast resistant structures. This assures you that our buildings meet or exceed in the protection of your most valuable assets: your people.

The materials and construction are meticulously inspected by Bureau Veritas to ensure that all materials and workmanship meet or exceed the standards that were set by Baker Risk. Our high standards ensure that the building you get today is not made obsolete by more stringent standard tomorrow.

For instance, our 8 psi building is rated as such at 200 milliseconds (ms) which would be similar to the blast duration of a Vapor Cloud Explosion (VCE). Insist on a 150ms minimum rating for the safety of your people and your peace of mind.

### DESIGN REFERENCES:

American Society of Civil Engineers-  
"Design of Blast Resistant Buildings in Petrochemical Facilities"

American Petroleum Institute-  
"RP 752" and "RP 753"

## COATINGS PROCESS & FACILITIES

### COATINGS PROCESS:

- Preheat as needed (Infrared Heat)
- Steel grit blast (SP6-near white metal)
- 2 part coating system
  - High build epoxy primer
  - High solids urethane top coat
  - 5-7 mils DFT
- Custom coating available
  - Customer specs
  - High corrosion resistant coatings

### COATINGS FACILITIES:

All coating and prep is conducted indoors in a temperature controlled environment (Total of 78,000 Sq. Ft.)



## FACILITY - LIBERTY, TX

### PRODUCTION CAPACITY:

Product manufacturing capacity is allocated to different geographic locations based on sales and delivery requirements. 170,000 Sq. Ft. of shop capacity is dedicated to Blast Resistant Module production

## BUREAU VERITAS



Bureau Veritas is an international organization committed to process efficiency and transparency, product and system safety.

In a vast number of areas, they are accredited to verify and give official acknowledgment (with a certificate) that a system, product, person or asset complies with a specified requirement for which certification is demanded.

BV Certification of our Blast Resistant Buildings includes on-site audits, standardized testing and inspections to ensure the highest levels of quality and the peace of mind of having a third party review of construction.



## SHIPPING CAPABILITIES

- Dedicated transportation department
- International shipping experience
- Capabilities to deliver all sizes with either flatbed and rollback

### DELIVERY OPTIONS

- Rollback Trucking - Utilizing a Rollback is a Big Plus for 12' x 40' on the Gulf Coast.



# 12' X 40' BLAST RESISTANT BUILDINGS (8.0 PSI)

# 12' X 40' BLAST RESISTANT BUILDINGS (10.0 PSI)

12' X 40' BLAST RESISTANT BUILDING			
SIZE	PSI RATING	DURATION	RESPONSE LEVEL
12' x 40'	8.0 PSI	200 MS	MEDIUM
<b>WEIGHT</b>	50,000 LBS		
<b>LIFTING LUGS</b>	(4)		
<b>HVAC *</b>	<b>(1) CENTRAL AIR &amp; HEAT CLASS I DIV I I</b>		
<b>ELECTRICAL *</b>	(1) 240 V, 100 A, Single Phase, Class I Div II - External Electrical Connection		
<b>DOORS/WINDOWS *</b>	<b>(2) BLAST RATED DOORS/ (2) BLAST RATED WINDOWS</b>		
<b>FIRE PROTECTION</b>	(3) Smoke Detectors Located In Interior of Building, Connected to a 6-Zone Fire Panel & (1) Fire Extinguisher		
<b>ANTENNA *</b>	<b>(1) WIRELESS SIGNAL REPEATER WITH ANTENNA</b>		
<b>LIGHTS</b>	(8) 4' Long Dual Bulb Fluorescent Lights (2) External Explosion Proof Lights (2) Emergency Exit Lights		
<b>OUTLETS/PORTS</b>	(10) Duplex Electrical Outlets/ (9) Data Ports & (9) Phone Ports		
<b>WALLS *</b>	<b>INTERIOR WALL COVERING - .020 ALUMINIZED TEXTURED SHEET ROCK – BONE WHITE</b>		
<b>FLOORS *</b>	<b>HEAVY INDUSTRIAL RUBBERIZED TILE FLOORS</b>		
<b>PAINT</b>	Exterior Paint - Direct To Metal, Rust Inhibiting, High Solids Urethane		
<b>PHONES</b>	Data/Phone Connection System – 110 Punch Panel and Cat 5 Patch Panel		
<b>PLUMBING</b>	Easy Access Plumbing And Sewage Ports		
OPTIONAL UPGRADES			
<ul style="list-style-type: none"> <li>• LEL and H<sub>2</sub>S gas detection</li> <li>• Office Partitions</li> <li>• Bathrooms</li> <li>• Multi Unit Complexes</li> </ul>			



\* UPGRADE INCLUDED



12' X 40' BLAST RESISTANT BUILDING			
SIZE	PSI RATING	DURATION	RESPONSE LEVEL
12' x 40'	10.0 PSI	200 MS	MEDIUM
<b>WEIGHT</b>	53,000 LBS		
<b>LIFTING LUGS</b>	(4)		
<b>HVAC *</b>	<b>(1) CENTRAL AIR &amp; HEAT CLASS I DIV I I</b>		
<b>ELECTRICAL*</b>	(1) 240 V, 100 A, Single Phase, Class I Div II - External Electrical Connection		
<b>DOORS/WINDOWS *</b>	<b>(2) BLAST RATED DOORS/ (2) BLAST RATED WINDOWS</b>		
<b>FIRE PROTECTION</b>	(3) Smoke Detectors Located In Interior of Building, Connected to a 6-Zone Fire Panel & (1) Fire Extinguisher		
<b>ANTENNA *</b>	<b>(1) WIRELESS SIGNAL REPEATER WITH ANTENNA</b>		
<b>LIGHTS</b>	(8) 4' Long Dual Bulb Fluorescent Lights (2) External Explosion Proof Lights (2) Emergency Exit Lights		
<b>OUTLETS/PORTS</b>	(10) Duplex Electrical Outlets/ (9) Data Ports & (9) Phone Ports		
<b>WALLS *</b>	<b>INTERIOR WALL COVERING - .020 ALUMINIZED TEXTURED SHEET ROCK – BONE WHITE</b>		
<b>FLOORS *</b>	<b>HEAVY INDUSTRIAL RUBBERIZED TILE FLOORS</b>		
<b>PAINT</b>	Exterior Paint - Direct To Metal, Rust Inhibiting, High Solids Urethane		
<b>PHONES</b>	Data/Phone Connection System – 110 Punch Panel and Cat 5 Patch Panel		
<b>PLUMBING</b>	Easy Access Plumbing And Sewage Ports		
OPTIONAL UPGRADES			
<ul style="list-style-type: none"> <li>• LEL and H<sub>2</sub>S gas detection</li> <li>• Office Partitions</li> <li>• Bathrooms</li> <li>• Multi Unit Complexes</li> </ul>			



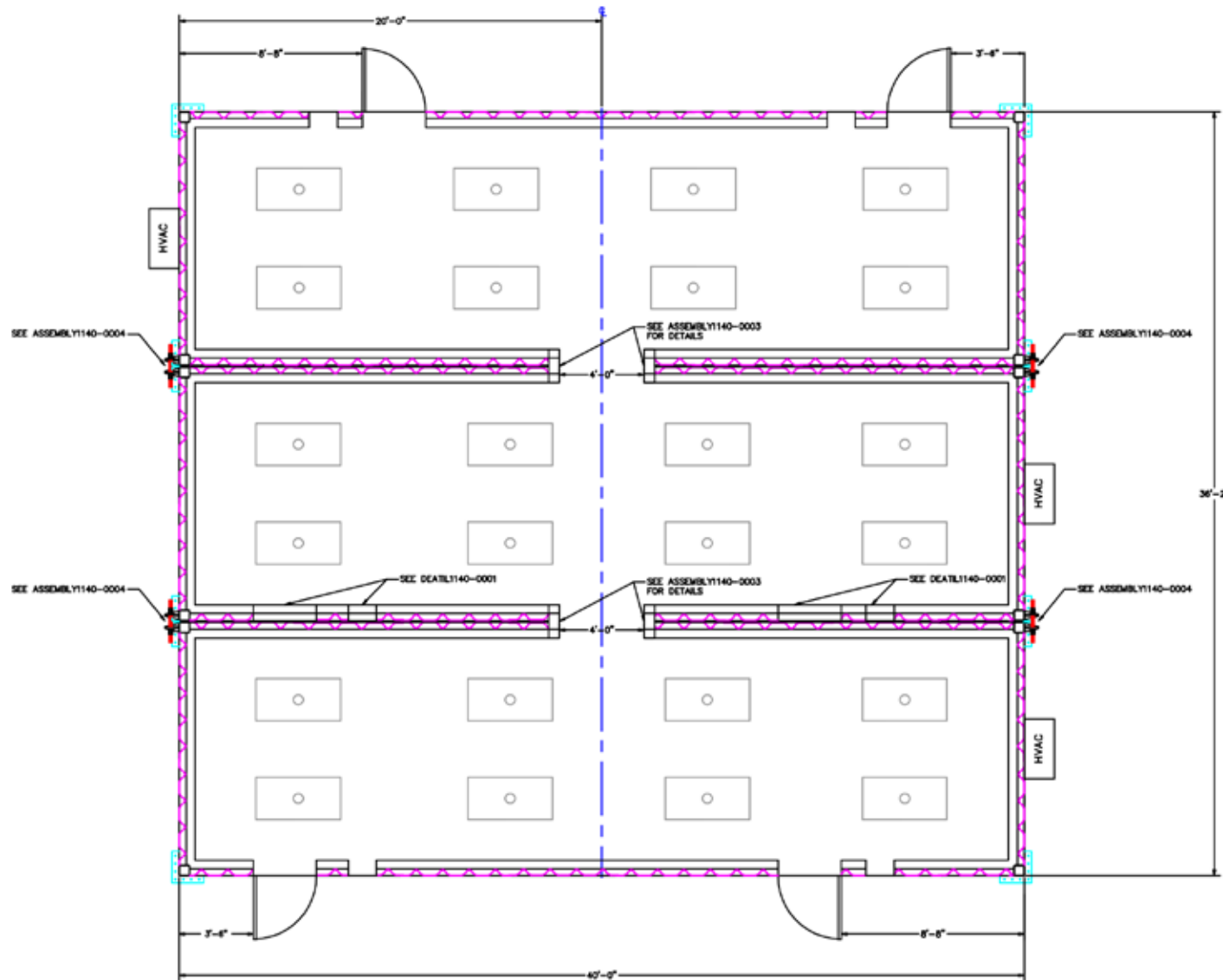
\* UPGRADE INCLUDED



# MULTI-PLEX BUILDINGS

## MULTI-PLEX BUILDINGS

SIZE	PSI RATING	DURATION	RESPONSE LEVEL
24' x 40'	8.0 PSI	200 MS	MEDIUM
36' x 40'	8.0 PSI	200 MS	MEDIUM



**Tiger is the ONLY rental service provider that has blast rated windows as a standard in all building sizes.**

Blast-resistant windows are a key factor in mitigating unnecessary injuries in the event of an explosion or severe weather.

For every day use, blast-resistant windows provide natural light which can improve your health, attitude and mind-set resulting in a more productive workplace.

With Tiger, you get protection, productivity and reliability. Put YOUR safety first with Tiger Industrial's blast resistant buildings!



# 8' X 40' BLAST RESISTANT BUILDINGS

## 8' X 40' BLAST RESISTANT BUILDING

SIZE	PSI RATING	DURATION	RESPONSE LEVEL
8' x 40'	6.3 PSI	800 MS	MEDIUM
8' x 40'	8.0 PSI	42.5 MS	MEDIUM
<b>WEIGHT</b>	22000 LBS		
<b>LIFTING LUGS</b>	(4)		
<b>HVAC</b>	18,000 BTU Units, Non-Classified Electrical Insulated		
<b>ELECTRICAL</b>	(1) 240 V, 100 A, Single Phase, Non-Classified Electrical		
<b>DOORS</b>	(2) Blast Rated Doors		
<b>WINDOWS *</b>	<b>(2) BLAST RATED WINDOWS</b>		
<b>FIRE PROTECTION</b>	(2) Smoke Detectors & (1) Fire Extinguisher		
<b>LIGHTS</b>	(2) Emergency Exit Lights (6) 4' Long Dual Bulb Fluorescent Lights		
<b>OUTLETS</b>	(6) Duplex Electrical Outlets		
<b>PORTS</b>	(3) Data Ports & (3) Phone Ports		
<b>WALLS</b>	Painted Interior Wall Covering - 3/4" Industrial Grade Plywood		
<b>FLOORS *</b>	<b>HEAVY INDUSTRIAL RUBBERIZED TILE FLOORS</b>		
<b>PAINT</b>	Exterior Paint - Direct To Metal, Rust Inhibiting, High Solids Urethane (Steel Grit Blast Prep)		
<b>OPTIONAL UPGRADES</b>			
<ul style="list-style-type: none"> <li>• Tool/Material Racks And Cabinets</li> <li>• Wireless/Radio Signal Amplifier</li> </ul>			

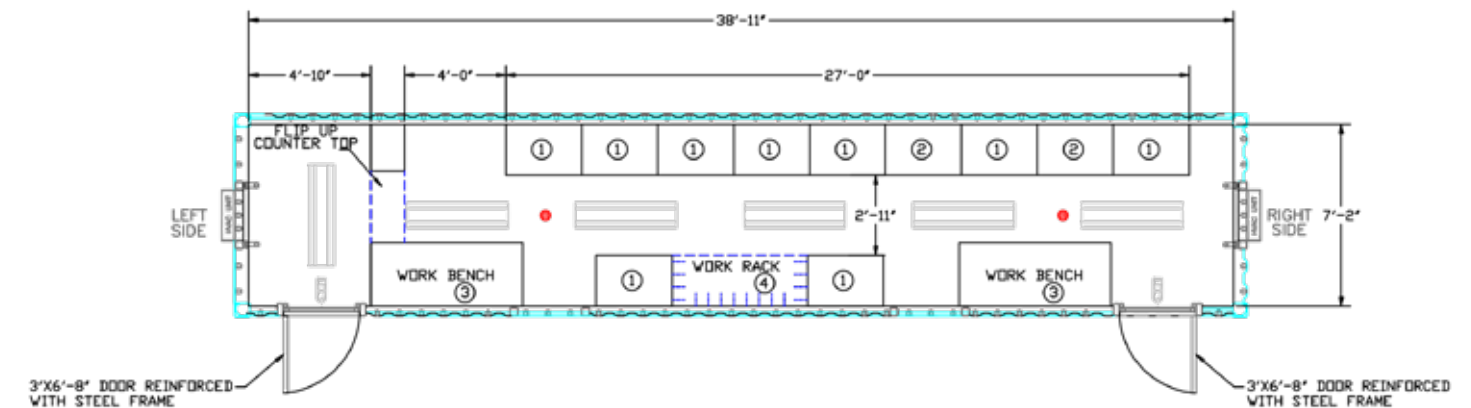
\* UPGRADE INCLUDED



# 8' X 40' BLAST RESISTANT TOOL ROOM

## 8' X 40' BLAST RESISTANT TOOL ROOM

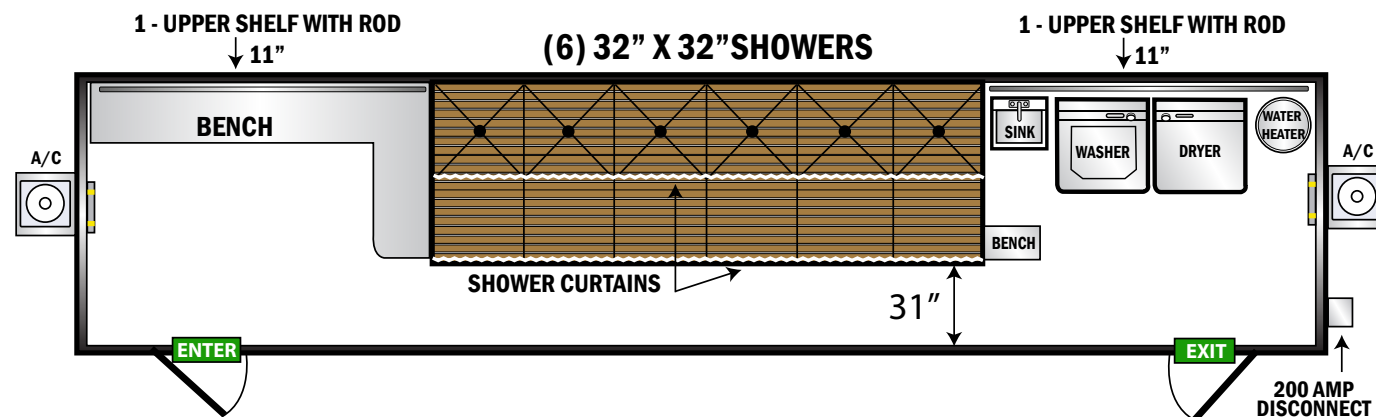
SIZE	PSI RATING	DURATION	RESPONSE LEVEL
8' x 40'	6.3 PSI	800 MS	MEDIUM
8' x 40'	8.0 PSI	42.5 MS	MEDIUM



# 8' X 40' DECON UNITS

## 8' X 40' DECON UNIT

SIZE	PSI RATING	DURATION	RESPONSE LEVEL
8' x 40'	6.3 PSI	800 MS	MEDIUM
8' x 40'	8.0 PSI	42.5 MS	MEDIUM



# 8' X 40' MULTI-BATH UNITS

## 8' X 40' MULTI-BATH UNIT

SIZE	PSI RATING	DURATION	RESPONSE LEVEL
8' x 40'	6.3 PSI	800 MS	MEDIUM
8' x 40'	8.0 PSI	42.5 MS	MEDIUM

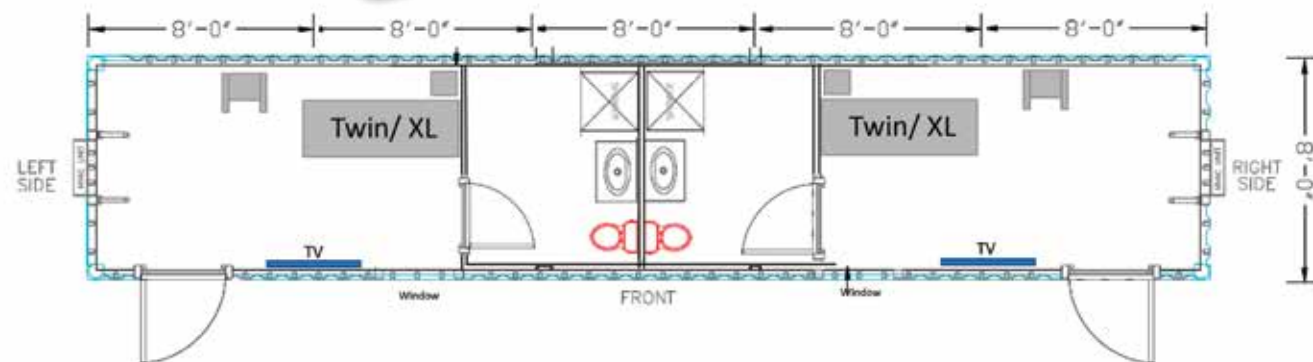




# 8' X 40' DBL BEDROOM & BATH UNITS

Tiger provide Isolated Quarantine Units to mitigate the spread of COVID-19 or or Rideout Shelters to hunker down during a storm. Tiger's buildings are Blast Rated 6.3 PSI, *Louisiana Fire Marshal Approved & Stickered and Hurricane Wind Rated*. Our units can be used for inside refineries, offshore facilities, drilling rigs, and more.

8' X 40' BLAST RESISTANT BUILDING			
SIZE	PSI RATING	DURATION	RESPONSE LEVEL
8' x 40'	6.3 PSI	800 MS	MEDIUM
<b>WEIGHT</b>	22000 LBS	<b>FIRE PROTECTION</b>	(2) Smoke Detectors & (1) Fire Extinguisher
<b>LIFTING LUGS</b>	(4)	<b>LIGHTS</b>	(2) Emergency Exit Lights (6) 4' Long Dual Bulb Fluorescent Lights
<b>HVAC</b>	18,000 BTU Units, Non-Classified Electrical Insulated	<b>OUTLETS &amp; PORTS</b>	(6) Duplex Electrical Outlets & (3) Data Ports & (3) Phone Ports
<b>ELECTRICAL</b>	(1) 240 V, 100 A, Single Phase, Non-Classified Electrical	<b>WALLS</b>	Painted Interior Wall Covering - 3/4" Industrial Grade Plywood
<b>DOORS</b>	(2) Blast Rated Doors	<b>FLOORS</b>	Heavy Industrial Rubberized Tile Floors
<b>WINDOWS</b>	(2) Blast Rated Windows	<b>PAINT</b>	Exterior Paint - Direct To Metal, Rust Inhibiting, High Solids Urethane (Steel Grit Blast Prep)
OPTIONAL UPGRADES			
<ul style="list-style-type: none"> <li>• Tool/Material Racks And Cabinets</li> <li>• Wireless/Radio Signal Amplifier</li> </ul>			



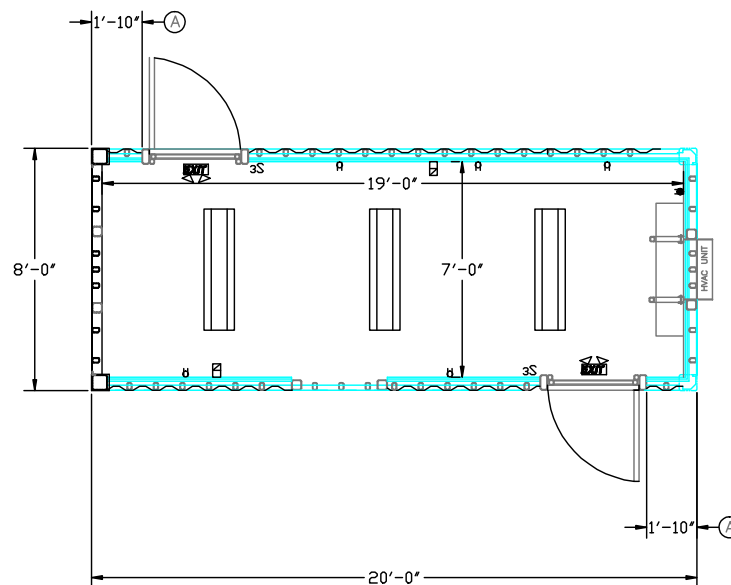


# 8' X 20' BLAST RESISTANT BUILDINGS

## 8' X 20' BLAST RESISTANT BUILDING/COOL DOWN BUILDING

SIZE	PSI RATING	DURATION	RESPONSE LEVEL
8' x 20' x 8'6"	6.3 PSI	800 MS	MEDIUM
8' x 20' x 8'6"	8.0 PSI	42.5 MS	MEDIUM
<b>WEIGHT</b>	12000 LBS		
<b>LIFTING LUGS</b>	(4)		
<b>HVAC</b>	(1) HVAC – Unit, Non-Classified Electrical Insulated		
<b>ELECTRICAL</b>	(1) 240 V, 100 A, Single Phase, Non-Classified Electrical		
<b>DOORS/WINDOWS *</b>	<b>(2) BLAST RATED DOORS/ (1) BLAST RATED WINDOWS</b>		
<b>FIRE PROTECTION</b>	(2) Smoke Detectors & (1) Fire Extinguisher		
<b>LIGHTS</b>	(2) Emergency Exit Lights & (3) 4' Long Dual Bulb Fluorescent Lights		
<b>OUTLETS/PORTS</b>	(3) Duplex Electrical Outlets/ (2) Data Ports & (2) Phone Ports		
<b>WALLS</b>	Painted Interior Wall Covering - Plywood		
<b>FLOORS *</b>	<b>HEAVY INDUSTRIAL RUBBERIZED TILE FLOORS</b>		
<b>PAINT</b>	Exterior Paint - Direct To Metal, Rust Inhibiting, High Solids Urethane (Steel Grit Blast Prep)		

\* UPGRADE INCLUDED








# OPTIONAL BRB ACCESSORIES

## TYPES OF ACCESSORIES

All buildings are furnished with fire extinguishers and have 24 Hour Technical Support and Services.

- Cubicles
- Anchored Desks
- Chairs
- Conference Table
- 6' White Folding Tables
- Plastic Folding Chairs
- 32" TV/ DVD package
- Exterior Surge Protection
- Interior Power Strip/ Surge Protection
- Cork Boards
- Dry Erase Boards
- Kitchenette
- 4.5 Cubic Lockable Refrigerator
- Microwaves
- Large Tub Sink
- Heavy Duty Industrial Shelving Units
- Lockers
- Showers
- Base board Heaters
- KVA Generators
- Door Cameras
- Cellular Repeaters
- Class 1 Div 2 A/C for 8' x 40' and 8' x 20'
- 24/7 Technical Support and Service
- 5 Minute Packs
- LEL Detection
- H2S Detection
- 480 V Transformers

Tiger has a wide range of accessories. Pictures shown here are just a few examples for you to choose from.


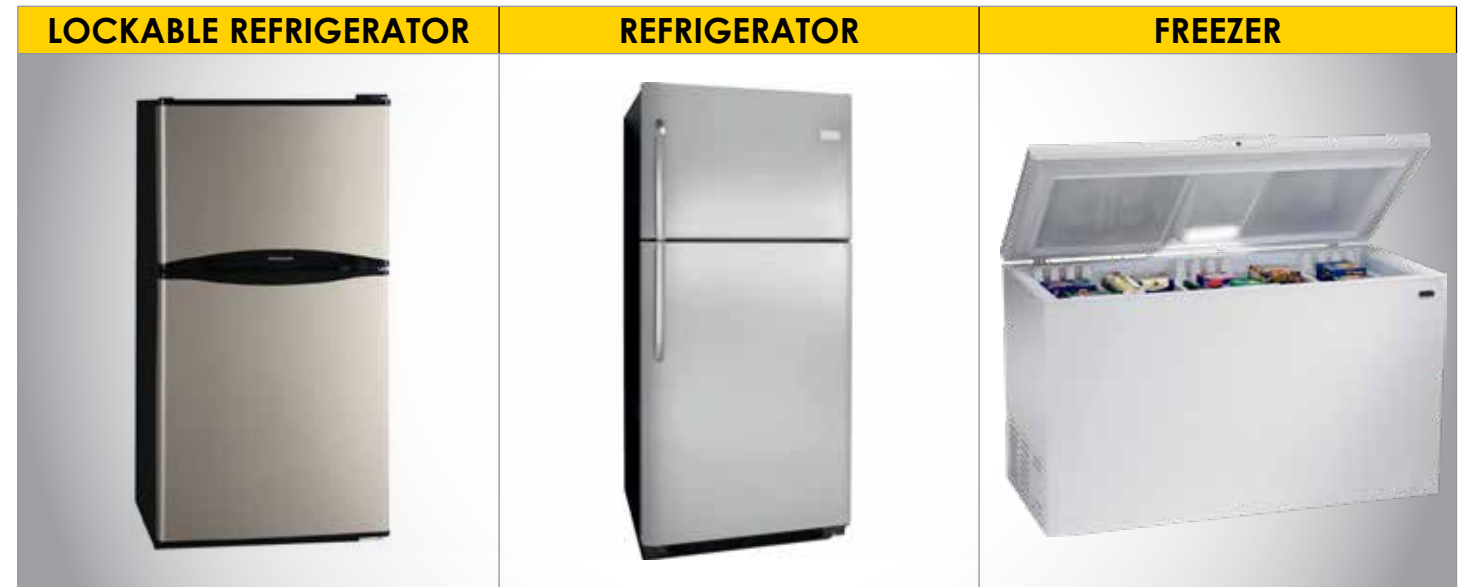




# OPTIONAL BRB ACCESSORIES




# OPTIONAL BRB ACCESSORIES





# OPTIONAL BRB ACCESSORIES

# TIGER 8' X 16' ECOMATS™



12' X 40' SETUP FOR 10/PPL OFFICE CONFIGURATION



8' X 40' SETUP FOR 2/PPL OFFICE CONFIGURATION



**SPECIFICATIONS**

- Weight - 2,950 LBS +/- 2%
- 128 SQ FT Coverage
- 3 Ply - 8' x 16'
- .05% Absorption Rate
- Load Bearing Weight - in Excess of 1,000 PSI
- Galvanized 3 Channel Runners
- ASME B30 Lifting Standards
- ASTM E84 Class 2 (B) Flame Spread Index Rated
- Synthetic Material Designed with UV Inhibitors
- Anti-Static Inhibitors
- Engineered Work Surface for Safety
- Mats are 100% Recyclable





# GENERATORS

# GENERATORS

25 KVA PORTABLE GENERATOR			
SPECIFICATIONS			
L X W X H		10' X 5' X 5'	
WEIGHT		2,200 LBS	
STANDBY OUTPUT		22 KW	
PRIME OUTPUT		20 KW	
FUEL CAP		42 GAL	
RUN TIME		30 HRS	
AMP DRAW		FUEL CONSUMPTION	
1PH 120V	55 AMPS	FULL LOAD	1.65 GPH
1PH 240V	27 AMPS	3/4 LOAD	1.30 GPH
3PH 240V	60 AMPS	1/2 LOAD	0.90 GPH
3PH 480V	30 AMPS		



125 KVA PORTABLE GENERATOR			
SPECIFICATIONS			
L X W X H		12' X 6' X 8'	
WEIGHT		6,900 LBS	
STANDBY OUTPUT		110 KW	
PRIME OUTPUT		100 KW	
FUEL CAP		169 GAL	
RUN TIME		24 HRS	
AMP DRAW		FUEL CONSUMPTION	
1PH 120V	277 AMPS	FULL LOAD	7.30 GPH
1PH 240V	139 AMPS	3/4 LOAD	5.70 GPH
3PH 240V	300 AMPS	1/2 LOAD	4.00 GPH
3PH 480V	150 AMPS		



45 KVA PORTABLE GENERATOR			
SPECIFICATIONS			
L X W X H		12' X 6' X 8'	
WEIGHT		2,940 LBS	
STANDBY OUTPUT		37 KW	
PRIME OUTPUT		36 KW	
FUEL CAP		30 GAL	
RUN TIME		22 HRS	
AMP DRAW		FUEL CONSUMPTION	
1PH 120V	100 AMPS	FULL LOAD	3.10 GPH
1PH 240V	50 AMPS	3/4 LOAD	2.20 GPH
3PH 240V	108 AMPS	1/2 LOAD	1.60 GPH
3PH 480V	54 AMPS		



150 KVA PORTABLE GENERATOR			
SPECIFICATIONS			
L X W X H		12' X 6' X 8'	
WEIGHT		9,278 LBS	
STANDBY OUTPUT		132 KW	
PRIME OUTPUT		120 KW	
FUEL CAP		214 GAL	
RUN TIME		25 HRS	
AMP DRAW		FUEL CONSUMPTION	
1PH 120V	333 AMPS	FULL LOAD	8.40 GPH
1PH 240V	166 AMPS	3/4 LOAD	6.50 GPH
3PH 240V	361 AMPS	1/2 LOAD	4.90 GPH
3PH 480V	180 AMPS		



85 KVA PORTABLE GENERATOR			
SPECIFICATIONS			
L X W X H		12' X 6' X 8'	
WEIGHT		5,000 LBS	
STANDBY OUTPUT		70 KW	
PRIME OUTPUT		66 KW	
FUEL CAP		127 GAL	
RUN TIME		22 HRS	
AMP DRAW		FUEL CONSUMPTION	
1PH 120V	188 AMPS	FULL LOAD	5.50 GPH
1PH 240V	95 AMPS	3/4 LOAD	3.80 GPH
3PH 240V	204 AMPS	1/2 LOAD	2.60 GPH
3PH 480V	102 AMPS		



220 KVA PORTABLE GENERATOR			
SPECIFICATIONS			
L X W X H		16' X 6' X 8'	
WEIGHT		6,900 LBS	
STANDBY OUTPUT		194 KW	
PRIME OUTPUT		176 KW	
FUEL CAP		214 GAL	
RUN TIME		21 HRS	
AMP DRAW		FUEL CONSUMPTION	
1PH 120V	488 AMPS	FULL LOAD	13.60 GPH
1PH 240V	244 AMPS	3/4 LOAD	10.40 GPH
3PH 240V	529 AMPS	1/2 LOAD	7.70 GPH
3PH 480V	264 AMPS		





# GENERATORS, LIGHTS & TANKS

## 300 KVA PORTABLE GENERATOR

### SPECIFICATIONS

<b>L X W X H</b>	16' X 6' X 11'		
<b>WEIGHT</b>	13,000 LBS		
<b>STANDBY OUTPUT</b>	264 KW		
<b>PRIME OUTPUT</b>	240 KW		
<b>FUEL CAP</b>	300 GAL		
<b>RUN TIME</b>	21 HRS		
<b>AMP DRAW</b>		<b>FUEL CONSUMPTION</b>	
<b>1PH 120V</b>	667 AMPS	<b>FULL LOAD</b>	15 GPH
<b>1PH 240V</b>	333 AMPS	<b>3/4 LOAD</b>	14 GPH
<b>3PH 240V</b>	722 AMPS	<b>1/2 LOAD</b>	11 GPH
<b>3PH 480V</b>	361 AMPS		



## 4,000 WATT PORTABLE LIGHT TOWER ELECTRIC OR MANUAL WINCH

### SPECIFICATIONS

<b>TRAILER MOUNT L X W X H</b>	173" X 50" X 70"		
<b>MAX HEIGHT</b>	32'		
<b>WEIGHT</b>	1,644 LBS		
<b>FUEL CAP</b>	30 GAL		
<b>RUN TIME</b>	48 HRS		
<b>LUMEN</b>	440,000		
<b>BALL HITCH</b>	2"		
<b>LIGHT COVERAGE</b>	5-7 ACRES		
<b>SOUND LEVEL</b>	66 DB		



## 528 GALLON DOUBLE WALL FUEL TANK

### SPECIFICATIONS

<b>L X W X H</b>	87" x 46" x 52"		
<b>SECONDARY CONTAINMENT</b>	110%		
<b>INTERNAL Baffles</b>	Yes		
<b>WEIGHT EMPTY / FULL</b>	1,825 LBS / 5,574 LBS		
<b>SECURE HOSE ACCESS</b>	Yes		
<b>FULL LOAD LIFTING EYES</b>	Yes		
<b>TIE DOWN POINTS</b>	Yes		
<b>DIRECT TO MACHINERY FUEL PORTS</b>	Yes		

### OPTIONAL ACCESSORIES

<b>TANDEM TRAILER</b>	16'		
<b>FUEL PUMP</b>	110V		
<b>FUEL PUMP &amp; SOLAR PANEL</b>	12V		

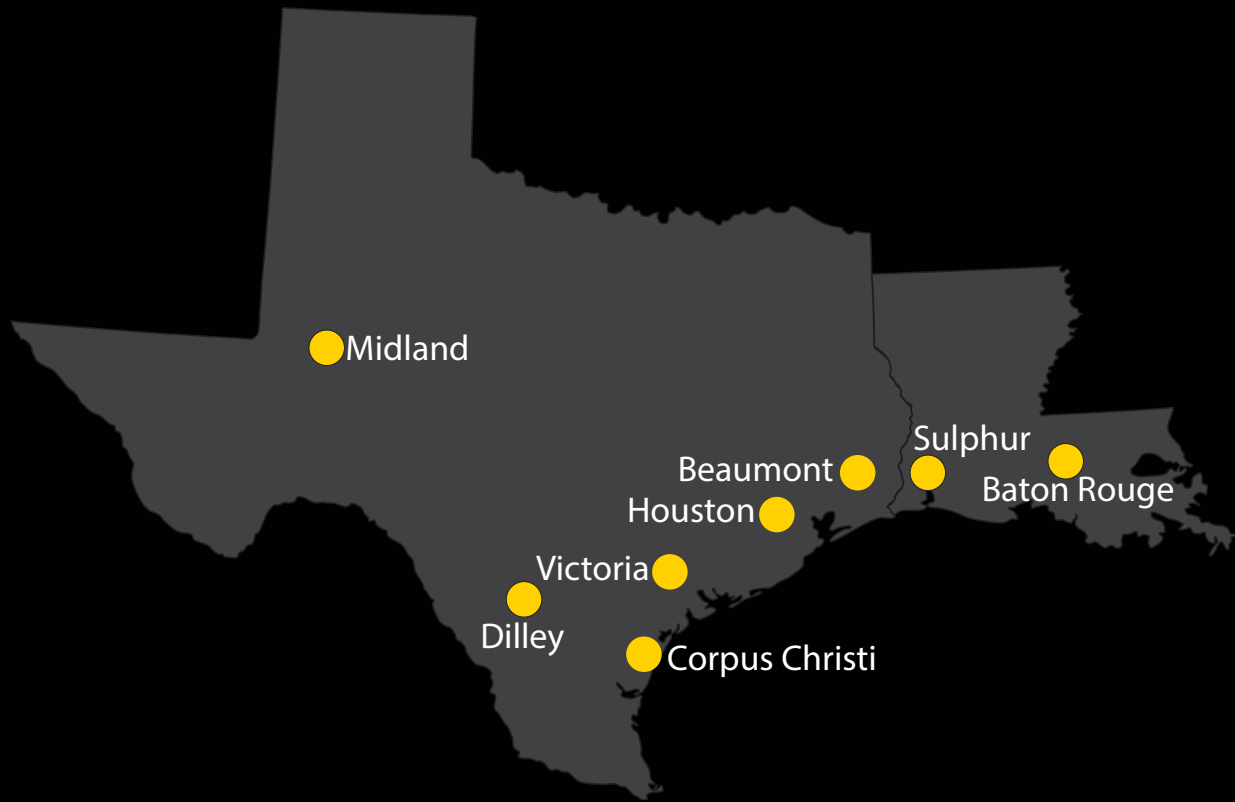


Providing the most durable and robust rental equipment with a huge fleet of inventory.

That's the mark of Tiger.







## TIGER INDUSTRIAL US LOCATIONS

» **Baton Rouge, Louisiana**

35269 Carson Drive, Geismar LA 70734

» **Sulphur, Louisiana**

3334 Carbide Dr., Sulphur LA 70665

» **Beaumont, Texas**

1313 Gulf Street, Beaumont, TX 77701

» **Houston, Texas**

12803 Highway 225, La Porte, TX 77571

» **Victoria, Texas**

11901 US Highway 59, N. Victoria, TX 77905

» **Corpus Christi, Texas**

8283 Leopard St, Corpus Christi TX 78409

» **Dilley, Texas**

13400 S. Interstate 35, Dilley, TX 78017

» **Midland, Texas**

7701 West Industrial, Midland, TX 79706

24/7 Dispatch: +1(888) 866-0047 / +1(409) 832-9336 / [www.TigerIndustrialRentals.com](http://www.TigerIndustrialRentals.com)



Scan to view the  
Tiger Rentals  
capabilities video >

