
































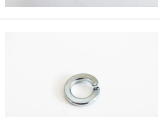























Image	Part	Description	Quantity needed for assembly	Quantity packed in a kit	ID
<b>Steel Beams and Plates (SBP)</b>					
	Beam X	SHS 40x40x3x1100	2	2	SBP-1
	Beam X - Main	SHS 40x40x3x1100	1	1	SBP-2
	Beam Y	SHS 40x40x3x1100	2	2	SBP-3
	L Profile - Chain Support	Aluminum L Profile 40x40x3x1100	1	1	SBP-4
	Beam Short X	SHS 100x100x3x130	1	1	SBP-5
	Beam Short Y1	SHS 100x100x3x130	1	1	SBP-6
	Beam Short Y2	SHS 100x100x3x13	1	1	SBP-7
	Aluminum profile	Aluminum X Profile 30x30x300	2	2	SBP-8
	Bearing plate	3mm Plate	1	1	SBP-9
	Motor plate	3mm Plate	1	1	SBP-10
	Bottom plate	3mm Plate	1	1	SBP-11
	Bracket for tighteners – Plate	3mm Plate	6	6	SBP-12
	U Profile - Chain Support	Aluminum U profile 100x50x3x35	1	1	SBP-13
<b>BOLTS,NUTS,WASHERS (BNW)</b>					

	DIN 933 M8x140	M8 Hex Bolt	2	5	BNW-1
	DIN 933 M8x110	M8 Hex Bolt	20	25	BNW-2
	DIN 933 M8x55	M8 Hex Bolt	6	10	BNW-3
	DIN 933 M8x50	M8 Hex Bolt	8	10	BNW-4
	DIN 933 M8x25	M8 Hex Bolt	6	10	BNW-5
	DIN 933 M6x25	M6 Hex Bolt	18	20	BNW-6
	DIN 7985 M6x50	M6 Phillips Screw	4	5	BNW-7
	DIN 7985 M6x25	M6 Phillips Screw	11	15	BNW-8
	DIN 7985 M5x25	M5 Phillips Screw	12	15	BNW-9
	DIN 912 M4x16	M4 Hex Socket Bolt	5	10d>	BNW-10
	ISO 7383 / BN 6404 M3x10	M3 Torx Screw	36	40	BNW-11
	DIN 7996 4.5x50	Wood Cross Screw	4	5	BNW-12
	DIN 934 M8 8.8	M8 Hex Nut	101	110	BNW-13
	DIN 934 M6 8.8	M6 Hex Nut	53	55	BNW-14















	DIN 934 M5 8.8	M5 Hex Nut	36	40	BNW-15
	DIN 934 M4 8.8	M4 Hex Nut	5	10	BNW-16
	DIN 934 M3 8.8	M3 Hex Nut	16	20	BNW-17
	DIN 562 M8	M8 Square Nut	8	10	BNW-18
	DIN 125 8.4	M8 Washer	70	80	BNW-19
	DIN 125 5.3	M5 Washer	21	25	BNW-20
	DIN 127 8.5	M8 Spring Washer	46	50	BNW-21
<b>OTHER (OTH)</b>					
	Bearing 608ZZ	Ball Bearing outer diam. 22	26	30	OTH-1
	Bearing F608Z	Belt Ball Bearing outer diam. 22	12	15	OTH-2
	Flanged Timing Pulley	16 teeth HTD3M/16 or DIN 7721 T5/16	3	3	OTH-3
	Coupler 5 to 8 mm	Flexible shaft coupler	1	1	OTH-4
	Turnbuckle M6	M6 2x Eye70 mm	2	2	OTH-5
	Screw Anchor f10	Plasterboard Anchor	4	5	OTH-6
	NEMA 17 Stepper Motor		1	1	OTH-7














	NEMA 23 Stepper motor		3	3	OTH-8
	Linear guide fi12x270	Round Rod	2	2	OTH-9
	Rod M8x200	M8 Rod	1	1	OTH-10
	Timing Belt	HTD3M or T5, width 10, length 1400	3	3	OTH-11
	Cable Chain	Length 1000, inner size 25x15, radius 50	1	1	OTH-12






### 3D PRINTED PARTS (PRINT)

	Tightener – Outer	Tightener – Outer.STL	6	6	PRINT-1
	Tightener – Inner	Tightene – Inner STL	3	3	PRINT-2
	Tightener - Spacer	Tightener – Spacer.STL	2	2	PRINT-3
	Linear guide mount	Linear guide mount.STL	4	4	PRINT-4
	Nut casing – Upper	Nut casing – Upper.STL	1	1	PRINT-5
	Nut casing – Bottom	Nut casing – Bottom.STL	1	1	PRINT-6
	Electronics box	Electronics box STL	4	4	PRINT-7
	Electronics box cover	Electronics box cover STL	4	4	PRINT-8
	Electronics mount	Electronics mount STL	3	3	PRINT-9

### ELECTRONICS (EL)

	ToslinkCNC 4-axis kit		1	1	EL-1
	Motor drivers		4	4	EL-2
	Arduino		1	0	EL-3
	Cable DC 2x0.75mm <sup>2</sup> - 15cm		1	1	EL-4
	Cable DC 2x0.75mm <sup>2</sup> - 30cm		2	2	EL-5
	Cable DC 2x0.75mm <sup>2</sup> - Beam Y length + 40cm (150cm default)		2	2	EL-6
	Cable DC 2x0.75mm <sup>2</sup> - Beam X length + 90cm (200cm default)		1	1	EL-7
	Cable DC 2x2.5mm <sup>2</sup> 300cm		1	1	EL-8
	Cable clamp 16mm <sup>2</sup> dual		1	1	EL-9
	Cable clamp 10mm <sup>2</sup> dual		1	1	EL-10
	150W 24V DC power supply		1	1	EL-11
	Power supply cable with plug (country dependent)		1	0	EL-12
	Toslink optical cable 0.5m		1	1	EL-13
	Toslink optical cable 1.5m		1	1	EL-14

	Toslink optical cable 2.5m		2	2	EL-15
	Tolsink optical cable 5m		1	1	EL-16
<b>ADDS ON (AO)</b>					
	Planet CNC	USB controller Mk3/4 (4 axis) +Software	1	1	AO-1
	Plasma cutter table		1	1	AO-32
<b>ADD ONS: MILL (AOM)</b>					
	Toolhead: Milling: 0.8 KW Spindle		1	1	AOM-1
	3D printed bracket for spindle	Mill Mount 65mm - Z Axis - 2 piece(s).STL	2	2	AOM-2
	0.8kW VFD Frequency inverter		1	1	AOM-3
	5m 4x1.5mm <sup>2</sup> 230V cable + connector		1	1	AOM-4
	Power cable for VFD		1	1	AOM-5
	Water cooling pump		1	1	AOM-6
	10m 5x8 tube		1	1	AOM-7
<b>ADD ONS: PLASMA CUTTER (AOP)</b>					
	Toolhead: Plasma cutting 41		1	1	AOP-1
	Tolsink optical cable 5m		1	1	AOP-2

	3D printed bracket for Toolhead: Plasma cutting 41	Torch mount.STL	1	1	AOP-3
	Torch Safety Cap 802485		1	1	AOP-4
	Electrode Diffuser Torch 802422		1	1	AOP-5
	Electrode 802420		2	2	AOP-6
	Nozzle 0.6mm 802423		5	5	AOP-7