

FACT BOOK



2013-2014

January 2014

Dear Colleague:

The *Ferris State University Fact Book* is an annual project conducted as a service to the university community by the Office of Institutional Research and Testing, in the Division of Student Affairs. This 23rd edition is a document designed to answer the most frequently asked questions about Ferris State University.

This year's enhancements to the Fact Book include additions in the General Information section, including a section for Multicultural Student Services, and in the Financial Aid section, a table detailing the types of financial aid our students receive. In the Alumni section, a list of Alumni by Country has also been added.

To access the current Fact Book, as well as previous editions on the Ferris State University website, go to www.ferris.edu and click on the "Quick Links" box and select "Inst. Research/Testing." Under the Institutional Research heading, select "Fact Book Downloads." As an alternative, you can simply type in the words "Fact Book" in the search box located on the Ferris homepage.

We would like to thank the many offices that assist us with the development of the information for the Fact Book. Please do not hesitate to contact us if you have any questions or have ideas for future editions of the Fact Book.

Carrie Franklund
Student Services Rep 3

Mitzi Day
Director of Institutional Research

Ferris State University
Division of Student Affairs
Office of Institutional Research and Testing
CSS 313
(231) 591-3628

TABLE OF CONTENTS

GENERAL INFORMATION

Mission Statement/Vision Statement/Core Values	1
History/Location/Campus Size/Academic Colleges/Academic Services/Admissions.....	2
Educational Programs/Financial Aid	3
Accreditation	4
Student Costs.....	5
Kendall Student Costs	6
Athletics/Center for Latin@ Studies/Diversity and Inclusion Office/Entertainment Unlimited	7
Center for Leadership, Activities and Career Services	8
Corporate & Professional Development	9
Educational Counseling and Disabilities Services Office	10
Extended & International Operations	11
Library (FLITE)	13
Library Statistics.....	14
Gifts to the University.....	15
Housing & Residence Life	16
Information Technology Services/Intramural and Recreational Sports	17
Kendall College of Art and Design.....	18
Multicultural Student Services/Retention & Student Success.....	21
Student Affairs/ Student Employment/Transfer Services Center	22
Ferris Buildings and Points of Interest	23
Ferris State University Calendar	30
Telephone Numbers (frequently used).....	31
Educational Grants and Scholarships/Institutional Loans	32

ENROLLMENT

Total Headcount Enrollment, Fall 1984-2013	39
Enrollment by County (map)	40
Enrollment by State (map).....	41
Enrollment by County.....	42
Enrollment by State & Country.....	43
5-Year Enrollment by College	44
Percent of Students by College.....	45
FYES Enrollment per FTE Faculty	46
Enrollment Summary	47
Enrollment Summary by College (AS & BUS)	48
Enrollment Summary by College (EHS & TEC)	49
Enrollment Summary by College (HP & KEN)	50
Enrollment Summary by College (OPT & PHR)	51
Enrollment Summary by College (CPT & UNV)	52
Comparative Enrollment Report by College	53
SCH/FTE/FYES	54
Comparative Fall Enrollment and SCH Production By Site	55
Total Headcount Enrollment Compared to FTE.....	56
Enrollment by Race/Ethnicity	57
Ethnic Distribution by College	58
Enrollment by Program (Arts & Sciences).....	59
Enrollment by Program (Business)	61
Enrollment by Program (Education & Human Services).....	63

TABLE OF CONTENTS

Enrollment by Program (Engineering Technology).....	65
Enrollment by Program (Health Professions)	68
Enrollment by Program (Kendall College of Art & Design)	70
Enrollment by Program (Michigan College of Optometry at FSU).....	71
Enrollment by Program (Pharmacy)	71
Enrollment by Program (College of Professional & Technological Studies).....	71
Enrollment by Program (University College)	72
Retention Rates	73
Graduation Rates	74
FTIAC Fall-to-Fall Retention & College Semester by Semester Retention	75
HS GPA & ACT Scores/Average Credits Taken	76
Student Credit Hours by College.....	77
Transfer In Students	78
Transfer Out Students	79
Enrollment Summary of Students by Age.....	80

DEGREES

Degrees Conferred by Program (Arts & Sciences)	81
Degrees Conferred by Program (Business)	82
Degrees Conferred by Program (Education & Human Services).....	84
Degrees Conferred by Program (Engineering Technology)	85
Degrees Conferred by Program (Health Professions)	87
Degrees Conferred by Program (Kendall College of Art & Design).....	88
Degrees Conferred by Program (Michigan College of Optometry at FSU)	89
Degrees Conferred by Program (Pharmacy)	89
Degrees Conferred by Program (College of Professional & Technological Studies)	89
Degrees Conferred at Ferris State University	90
Approved Programs.....	91

FACULTY/STAFF

University Staff by Job Category & Gender (Full-Time)	97
University Staff by Job Category & Gender (Part-Time)	98
University Staff by Job Category & Gender (Total)	99
Fall Faculty and Staff by Race/Ethnicity and Gender.....	100
Distinguished Teacher Awards.....	101

ORGANIZATIONAL CHARTS

Board of Trustees.....	103
Executive Division	104
President's Council	105
Academic Affairs Division	106
Office of Academic Affairs	107
Academic Affairs Division/ College of Arts & Sciences.....	108
Academic Affairs Division/ College of Business	109
Academic Affairs Division/ College of Education & Human Services	110
Academic Affairs Division/ College of Engineering Technology.....	111
Academic Affairs Division/ College Health Professions	112
Academic Affairs Division/ College of Pharmacy	113
Academic Affairs Division/ Kendall College of Art & Design	114

TABLE OF CONTENTS

Academic Affairs Division/ Michigan College of Optometry at FSU.....	115
Academic Affairs Division/ Extended & International Operations.....	116
Academic Affairs Division/ Library.....	117
Academic Affairs Division/Retention and Student Success	118
Administration and Finance Division	119
Administration and Finance Division (Kendall College of Art & Design).....	120
Governmental Relations & General Counsel	121
Student Affairs Division	122
Student Affairs Division/Enrollment Services	123
University Advancement and Marketing Division	124

ALUMNI

Alumni by State	125
Alumni by Country.....	126
Alumni by College.....	127
Placement Rates	128
Recipients of Alumni Awards.....	129

BUDGET

FY 2013-2014 General Fund Operating Budget	131
Revenue Summary.....	132
Expenditure Summary	133

FACILITIES

Statement of Facilities at the Big Rapids Campus (General Fund).....	135
Statement of Facilities at the Big Rapids Campus (Non-General Fund).....	136
Ferris State University Campus Map.....	137
Directions to Ferris State University Big Rapids Campus	138

MICHIGAN PUBLIC UNIVERSITY COMPARISONS

Enrollment Michigan Public Universities	139
Summary of Tuition/Fees and Room/Board	140
Annual Room and Board Costs	141
Annual Tuition and Required Fees.....	142
Faculty-to-Administrator Ratio.....	143
Financial Aid as % of Total General Fund Spending.....	144
Full Year Equated Students.....	145
Instruction as a % of Total General Fund Spending.....	146
Instructional Cost (Spending) per Student	147
Plant Spending as a % of Total General Fund Spending	148
State Appropriations per FYES.....	149
Student-to-Faculty Ratio.....	150

GENERAL INFORMATION

MISSION STATEMENT

Ferris State University prepares students for successful careers, responsible citizenship, and lifelong learning. Through its many partnerships and its career-oriented, broad-based education, Ferris serves our rapidly changing global economy and society.

VISION STATEMENT

Ferris State University will be:

The recognized leader in integrative education, where theory meets practice throughout the curriculum, and where multi-disciplinary skills important in a global economy are developed with the result that

Ferris State University will also be:

- The preferred choice for students who seek specialized, innovative, career- and life-enhancing education
- The premier educational partner for government, communities, agencies, businesses, and industries through applied research and joint ventures
- A stimulating, student-centered academic environment that fosters life-long engagement, leadership, citizenship, and continuing intellectual development
- A university that aligns its practices and resources in support of its core values of collaboration, diversity, ethical community, excellence, learning, and opportunity

CORE VALUES

- **Collaboration:** Ferris contributes to the advancement of society by building partnerships with students, alumni, business and industry, government bodies, accrediting agencies, and the communities the University serves.
- **Diversity:** By providing a campus which is supportive, safe, and welcoming, Ferris embraces a diversity of ideas, beliefs, and cultures.
- **Ethical Community:** Ferris recognizes the inherent dignity of each member of the University community and treats everyone with respect. Our actions are guided by fairness, honesty, and integrity.
- **Excellence:** Committed to innovation and creativity, Ferris strives to produce the highest quality outcomes in all its endeavors.
- **Learning:** Ferris State University values education that is career-oriented, balances theory and practice, develops critical thinking, emphasizes active learning, and fosters responsibility and the desire for the lifelong pursuit of knowledge.
- **Opportunity:** Ferris, with a focus on developing career skills and knowledge, provides opportunities for civic engagement, leadership development, advancement, and success.

GENERAL INFORMATION

HISTORY

Ferris State University is recognized for its career-focused majors that give our students the education they need to meet the needs of a changing economy. Founded in 1884 on the concept of providing students with marketable skills, Ferris was established by Woodbridge N. Ferris (1853-1928), a distinguished Michigan educator and politician who served two terms as the state's governor and was elected a United States Senator. Ferris was a private institute until 1950, when it joined the state higher education system. The college obtained university status in 1987.

LOCATION

The Ferris State University campus is located in Big Rapids, a west central Michigan city of approximately 10,600 in the vacation-recreation region. In addition to being home of Ferris State University, Big Rapids is the county seat of Mecosta County. The 935-acre campus is readily accessible by the US-131 expressway and state highway M-20. Big Rapids is 55 miles north of Grand Rapids and within 200 miles of Chicago and Detroit.

CAMPUS SIZE

935 acres

ACADEMIC COLLEGES

College of Arts and Sciences
College of Business
College of Education and Human Services
College of Engineering Technology
College of Health Professions
College of Pharmacy
Kendall College of Art and Design
Michigan College of Optometry at FSU

ACADEMIC SERVICES

Extended and International Operations
Retention and Student Success

ADMISSIONS

Current admission criteria for new students require all incoming freshmen students to submit ACT or SAT test scores along with official high school transcripts or official GED scores prior to an admission decision. Transfer students are required to submit official transcripts from all colleges attended as well as official high school transcripts and test scores, if required as prescribed by university standards, to achieve a complete academic profile. Students fulfilling both university and program entrance requirements will be granted admission.

EDUCATIONAL PROGRAMS

Ferris offers more than 170 educational programs through the Colleges of Arts and Sciences, Business, Education and Human Services, Engineering Technology, Health Professions, Kendall College of Art and Design, Michigan College of Optometry, and Pharmacy and through the offices of Extended and international Operations and Retention and Student Success. These programs lead to master's, bachelor's, and associate degrees as well as certificates. Master's degrees are offered specifically in Business Administration, Career and Technical Education, Criminal Justice, Curriculum and Instruction, Fine Arts, Information Security and Intelligence, and Nursing. Ferris also offers doctorate degrees in Community College Leadership, Optometry, and Pharmacy.

Each college offers a cluster of related programs that are targeted to prepare students for specific careers, responsible citizenship, and lifelong learning.

FINANCIAL AID

More than 82% of the students presently enrolled in a degree-granting program at Ferris State University receive some type of financial aid through federal, state, institutional, private, and other sources including: scholarships, grants, loans, and student employment. Ferris State University awards more than \$179 million in student aid annually.

Financial aid is primarily based on financial need and is intended to assist students whose families lack the total resources needed to pay for college. Information on financial aid programs available at Ferris may be obtained by contacting the Office of Scholarships and Financial Aid at 1-231-591-2110 or via the Internet at <http://www.ferris.edu/> and clicking on the Financial Aid link.

Aid Year	Fall/Spring Undergrad Students	Students with Pell Grant	% of Total UG Students	Students with TIP Award	% of Total UG Students	FAFSA's Received	Prospective/Actual Students with Financial Aid Award
09-10	13,485	5,280	39.2%	801	5.9%	32,733	14,350
10-11	13,920	6,286	45.2%	891	6.4%	29,566	14,989
11-12	14,178	6,329	44.6%	978	6.9%	30,925	15,706
12-13	14,119	6,270	44.4%	1,149	8.1%	33,501	16,630
13-14	12,795	5,750	44.9%	1,199	9.4%	31,365	15,882

GENERAL INFORMATION

FERRIS STATE UNIVERSITY ACCREDITATION

**FSU and Kendall College of Art and Design are accredited by
The Higher Learning Commission of the North Central Association of Colleges and Schools**

**Kendall College of Art and Design is an accredited institutional member of
The National Association of Schools of Art and Design**

Accrediting Agencies

Accreditation Commission for Education in Nursing, Inc. (ACEN)
Accreditation Council for Business Schools & Programs (ACBSP)
Accreditation Council for Collegiate Graphic Communications, Inc. (ACCGC)
Accreditation Council for Pharmacy Education (ACPE)
Accreditation Council on Optometric Education (ACOE)
Accreditation Council on Optometric Education (ACOE)
Accreditation Council on Optometric Education (ACOE)
Accreditation Council on Optometric Education (ACOE)
American Bar Association (ABA)
American Council for Construction Education (ACCE)
Association for Assessment and Accreditation of Laboratory Animal Care International (AAALAC International)
Associated Equipment Distributors Foundation (AEDF)
Commission on Accreditation for Health Informatics and Information Management Education (CAHIIM)
Commission on Accreditation for Health Informatics and Information Management Education (CAHIIM)
Commission on Dental Accreditation (CODA)
Commission on Accreditation for Respiratory Care (CoARC)
Council for Interior Design Accreditation
Council on Social Work Education (CSWE)
Engineering Technology Accreditation Commission of ABET (ETAC-ABET)
Engineering Technology Accreditation Commission of ABET (ETAC-ABET)
Engineering Technology Accreditation Commission of ABET (ETAC-ABET)
Engineering Technology Accreditation Commission of ABET (EAC-ABET)
Engineering Technology Accreditation Commission of ABET (ETAC-ABET)
International Facility Management Association (IFMA)
Joint Review Committee on Education in Diagnostic Medical Sonography
Joint Review Committee on Education in Radiography Technology (JRCERT)
Joint Review Committee on Educational Programs in Nuclear Medicine Technology (JRCNMT)
MI Commission of Law Enforcement Standards (MCOLCS)
Michigan Correctional Officers' Training Council (MCOTC)
Michigan Sheriff's Association Training Council
National Accrediting Agency for Clinical Lab. Sciences (NAACLS)
National Accrediting Agency for Clinical Lab. Sciences (NAACLS)
National Automotive Technicians Education Foundation (NATEF)
Professional Golfers' Association of America (PGA)
Teacher Education Accreditation Council
United States Professional Tennis Association, Inc. (USPTA)

Academic Program

Nursing - BSN and MSN Program
COB Programs
Printing Management, BS
Pharmacy
Residency in Ocular Disease at TLC Eye Care of MI
Residency in Ocular Disease, Battle Creek VA Med. Ctr.
Residency in Primary Eye Care & Ocular Disease, VA Northern Indiana Health Care Systems, Ft. Wayne
Optometry - O.D. - Full College
Legal Studies
Construction Management, BS
Animal Care Facility
Heavy Equipment Service Engineering Technology, BS
Health Information Management
Health Information Technology
Dental Hygiene
Respiratory Care
Interior Design, Kendall College of Art and Design
Social Work Program
Automotive Engineering Technology
Electrical/Electronic Engineering Technology, BS
Mechanical Engineering Technology (AAS and BS programs)
Surveying Engineering, BS
Welding Engineering Technology, BS
Facility Management
Diagnostic Medical Sonography
Radiography
Nuclear Medicine
Criminal Justice
Criminal Justice
Criminal Justice
Medical Laboratory Science
Medical Technology
Automotive Service Technology
Professional Golf Management
School of Education
Professional Tennis Management

Source: Academic Affairs

STUDENT COSTS

The average annual cost for a Michigan resident to attend Ferris (based upon 2013-14 rates) including tuition for 15 credits, room and board, fees, and estimated academic and personal expenses is \$22,976 for Freshmen/Sophomores and \$23,126 for Juniors/Seniors*.

2013-14 Costs	Semester	Year
Undergraduate (Michigan Resident)		
Freshman/Sophomore Tuition (15 credits)	\$ 5,475	\$10,950
Junior/Senior Tuition (15 credits)*	\$ 5,550	\$11,100
Room & Board (Platinum)	\$ 4,761	\$ 9,522
Sub-Total Freshman/Sophomore	\$ 10,236	\$ 20,472
Sub-Total Junior/Senior *	\$ 10,311	\$ 20,622
Books & Supplies (estimate)	\$ 443	\$ 886
Personal Expenses (estimate)	\$ 728	\$ 1,456
Refundable Fees **	\$ 81	\$ 162
Total Expenses (estimate) Freshman/Sophomore	\$ 11,488	\$ 22,976
Total Expenses (estimate) Junior/Senior *	\$ 11,563	\$ 23,126

TUITION

Full-Time Student (15 credits)		
Undergraduate (Non-Resident)	\$ 8,220	\$ 16,440
Undergraduate (International)	\$ 8,790	\$ 17,580
Undergraduate Student	Freshman/Sophomore	Junior/Senior*
Michigan Resident	\$ 365 p/credit	\$ 370 p/credit
Non-Resident	\$ 548 p/credit	\$ 555 p/credit
International	\$ 586 p/credit	\$ 594 p/credit
Graduate Student		
Michigan Resident	\$ 497 p/credit	
Non-Resident & International	\$ 746 p/credit	
Doctoral Student	\$ 586 p/credit	
Professional Student	Pharmacy	Optometry
Michigan Resident	\$ 591 p/credit	\$ 603 p/credit
Non-Resident	\$ 887 p/credit	\$ 905 p/credit

*Undergraduate tuition rate for Junior and Senior students starting Spring 2014.

**If requested during the first week of class, the Racquet Facility fee, Student Activity and Government fee and the Health Center fee will be deleted from the student's account. Cash refunds will only be granted for the Student Activity and Government fee if the student's account is paid in full.

Suites & Apartments

East Campus Suites (2 bedroom/person)	\$ 3,735 p/semester	\$7,470 p/year
East Campus Suites (4 bedroom/person)	\$ 2,781 p/semester	\$5,562 p/year
One Bedroom Apartment – East	\$ 3,474.00 p/semester	\$ 9,264 p/year
Two Bedroom Apartment – East	\$ 3,874.50 p/semester	\$ 10,332 p/year
Two Bedroom Townhouse – West Family	\$ 4,617.00 p/semester	\$ 11,268 p/year
Three Bedroom Townhouse – West Family	\$ 4,225.50 p/semester	\$ 12,312 p/year
West Single Per Room (single student)	\$ 524 p/month	\$ 6,288 p/year

GENERAL INFORMATION

KENDALL COLLEGE OF ART AND DESIGN OF FERRIS STATE UNIVERSITY

2013/2014 Tuition & Fees

Tuition per Credit Hour

Resident Undergraduate General Education - US, US Territories, & Canada	\$365
Resident Undergraduate Studio - US, US Territories, & Canada	\$761
International General Education	\$586
International Studio	\$1,181
Graduate – MFA/MAE	\$873
Graduate – MBA	\$529
Dual Enrollment (\$693 per class)	\$231

Tuition Summary

	1	3	6	9	12	15
Per Credit Hours	<u>Credit</u>	<u>Credits</u>	<u>Credits</u>	<u>Credits</u>	<u>Credits</u>	<u>Credits</u>
Resident UG General Ed - US, US Territories, & Canada	\$365	\$1,095	\$2,190	\$3,285	\$4,380	\$5,475
Resident UG Studio - US, US Territories, & Canada	\$761	\$2,283	\$4,566	\$6,849	\$9,132	\$11,415
International General Education	\$586	\$1,758	\$3,516	\$5,274	\$7,032	\$8,790
International Studio	\$1,181	\$3,543	\$7,086	\$10,629	\$14,172	\$17,715
MFA/MAE Graduate	\$873	\$2,619	\$5,238	\$7,857	\$10,476	\$13,095
Resident MBA Graduate, Design & Innovation Mgmt.	\$529	\$1,587	\$3,174	\$4,761	\$6,348	\$7,935
Dual Enrollment – High School	\$231					

Related Fees

Deferred Payment Charge	\$30	Print Management Fee	\$105
Digital Resource Class Fee	\$105	Sculpture/Woodworking/3D Studio Fee	\$170
Enrollment Deposit	\$150	Student Life Fee	\$20
Fashion Studies Studio Fee	\$170	Studio Card	\$10
Locker Rental	\$45	Studio Deposit	\$100
Metals/Jewelry Fee	\$189	Studio Space Fee grad (per semester)	\$0
Model/Life Drawing Fee	\$90	Studio Space Fee undergrad (per semester)	\$345
Orientation Fee	\$50	Technology Fee	\$175
Photography Class Fee	\$105	Transcript Fee	\$5
Printmaking Class Fee	\$170		

Late Payment Penalty – 2% Of Unpaid Balance

ATHLETICS

The Ferris State University Bulldogs are members of the National Collegiate Athletic Association (NCAA). Varsity teams compete in the Western Collegiate Hockey Association (NCAA Division I) in ice hockey and the Great Lakes Intercollegiate Athletic Conference (NCAA Division II) in all other sports. Ferris student athletes participate in 17 varsity sports: golf, tennis, basketball, indoor and outdoor track, cross-country, softball, soccer, and volleyball for women; golf, tennis, basketball, indoor and outdoor track, cross-country, hockey, and football for men.

CENTER FOR LATIN@ STUDIES

The Center for Latin@ Studies (CLS) aims to connect Ferris and Latin@ communities in the Midwest. It works to increase access to higher education, promote intercultural exchange, and provide opportunities for meaningful partnerships between Ferris State University and organizations affiliated with Latina/o communities.

DIVERSITY AND INCLUSION OFFICE

The Diversity and Inclusion Office works with the entire Ferris State University community to support the mission and vision of the University, and to ensure that diversity, in its many forms, is understood, respected and valued. The Diversity and Inclusion Office at Ferris State University guides efforts to conceptualize, assess, and cultivate diversity as an institutional and educational resource.

More specifically, the Diversity and Inclusion Office will:

- Be a strong advocate for diversity and inclusion;
- Introduce diversity into the systems, structures, and culture of the University;
- Provide expertise and leadership on diversity and inclusion related matters, for example, faculty recruitment and retention issues, and the educational impact of diversity;
- Lead University-wide diversity planning and implementation efforts, resulting in a collaborative vision of diversity and inclusion;
- Help develop policies designed to improve the University climate;
- Identify strategies to enhance the compositional diversity profile of students, faculty, and staff;
- Provide resources and direction for infusing diversity into the curriculum; and
- Offer annual assessment of University's progress toward implementing Diversity Plan.

ENTERTAINMENT UNLIMITED

Entertainment Unlimited (EU), the campus programming board, is responsible for coordinating more than 20 student-produced events each year including educational speakers, comedy shows, films, novelties, and live music performances. The largest event produced by EU is Ferris Fest, a free community concert held outdoors in the North Quad every year during Spring Semester.

CENTER FOR LEADERSHIP, ACTIVITIES AND CAREER SERVICES

This new Center, created May 2013, assists students in preparing for their future career by engaging them in activities and leadership development outside of the classroom. Partnering with Academic Affairs, the office provides opportunities for students to put their skills to use while planning events, leading registered student organizations, volunteering their time to help the community, and attending a variety of conferences and workshops. The Center for Leadership, Activities and Career Services offers three distinct resource areas:

The Career Services Center - assists students with career planning, career research, skills attainment, job search document preparation, interviewing, internships, job postings, and success in the workplace. Students/alumni have access to Bulldog CareerLink, which is a state-of-the-art internet-based software package that allows students to write resumes, upload their resumes into the FSU Resume Book database, search and apply for employment/internship opportunities and sign up for on-campus interviews and events. On-campus interviews take place both fall and spring semesters with approximately 200 employers participating per academic year.

The Leadership Center - helps students use their leadership skills through campus and community involvement. To keep students involved and connected to the university, there are more than 240 registered student organizations (RSOs), including sports clubs, Greek-letter organizations, spiritual groups, academic societies, and professional associations. Students have access to OrgSync, an internet-based software package that allows RSO's to manage their business. OrgSync also allows students to create and produce a Co-Curricular Transcript that displays proof of their activities outside of the classroom.

The Volunteer Center - works hard to refer thousands of Ferris students and community members each year to area agencies seeking volunteers. The volunteer center also engages students and RSO's in fundraising and donation efforts that support local, national, and international organizations.

The Center for Leadership, Activities, and Career Services assists students in planning many of the largest events on campus such as Student Homecoming events, Bulldog Beginnings, Career Week, Leadership Week, 5 Star Speaker Series, and many more!

CORPORATE & PROFESSIONAL DEVELOPMENT & THE CENTER FOR CERTIFICATION TRAINING & TESTING, Division of the College of Engineering Technology

Corporate and Professional Development - CPD

Corporate & Professional Development (CPD) at Ferris State University has been involved in partnerships to help business with solutions to training and industrial process needs since 1994. CPD is known for its ability to partner with business and industry to address many issues. Our training programs result in a certificate of completion, or may lead the participant to taking a certification (state or national) test upon completion of designated courses. Our services enhance a person's skill level and knowledge to meet career needs on both a state and national level.

CPD offers you the following:

- Technical consulting to solve specific problems including applied research services and product testing; plant or office layout consulting services
- Custom training that is flexible and can be on-site, off-site, digital, evenings, weekends, or at any other time or place convenient to you
- Partnership opportunities with other companies with similar training needs, eliminating you having to postpone training because low numbers do not warrant "in-house" training
- Custom multimedia training offering you direct access to University personnel, resources, and expertise.

Center for Certification, Training & Testing – (CCTT)

The Center for Certification Training & Testing was founded in the early '90s to administer the EPA-mandated Section 608 certification and testing program to HVACR technicians throughout the entire country. These technicians carry certification cards with the Ferris State University logo which they display in supply houses all over the United States each time they purchase refrigerant. The visual presentation provided each time one of these cards is presented keeps the Ferris State University name highly recognizable and in the forefront throughout our industry. The CCTT, through its state-of-the-art database, adds the ability to administer testing programs for a wide variety of businesses as well as handling their customer service, order fulfillment, warehousing, and distribution needs. The CCTT offers certification in the following areas:

- EPA Section 608 & 609 Certification Program
- R410-A Certification Program
- HVAC Excellence Employment Ready Certification Program
- Green Awareness Certification Program (covers HVAC, Plumbing & Electrical)
- Geothermal Energy for the Home Certification Program
- Electrical Generating Systems Association (EGSA) Certification Program

For further information about CPD or CCTT, please visit us at www.ferris.edu/cpd or call us toll free at (866) 880-7674.

GENERAL INFORMATION

EDUCATIONAL COUNSELING AND DISABILITIES SERVICES OFFICE (ECDS)

CAREER RESOURCES AT FSU

A Ferris State University career-oriented education is complemented by comprehensive educational planning, career counseling, and disability classroom accommodations available from the Educational Counseling and Disabilities Services (ECDS) office which is staffed with licensed counselors. The ECDS is located on the third floor of the Starr Building in room 313 and provides a wide range of services for FSU students. See <http://www.ferris.edu/HTMLS/colleges/university/eccc/ecds/homepage.htm> for more details about the services and programming offered.

EDUCATIONAL COUNSELING

In addition to providing academic counseling, educational counselors in Educational Counseling and Disabilities Services (ECDS) help students to identify and overcome obstacles to their academic success through the identification of both learning preferences and an individual's approach to the college learning experience. See <http://www.ferris.edu/HTMLS/colleges/university/eccc/educational.htm> for more information.

CAREER COUNSELING

ECDS also offers assistance in making career choices. While finding the right career depends on several factors, two strong influences are personality and interests. Students can receive information in these areas by completing the Myers-Briggs Type Indicator and the Strong Interest Inventory assessments through the ECDS. A licensed counselor interprets the results with the student and provides information on careers that are aligned with the individual's personality, interests, values, and skills. See <http://www.ferris.edu/HTMLS/colleges/university/eccc/career.htm> for more information.

DISABILITIES SERVICES

Disabilities Services serves and advocates for students with disabilities, empowering them for self-reliance and independence while promoting equal access to educational opportunities and programs. To receive classroom accommodations, students are required to provide documentation of their disability which is reviewed on a case-by-case basis. See <http://www.ferris.edu/HTMLS/colleges/university/disability/homepage.htm> for more information.

EXTENDED AND INTERNATIONAL OPERATIONS

Through the activities of Extended and International Operations the impact and reach of Ferris extends beyond the main campus, an entrepreneurial view of business and curriculum development is cultivated, and support and direction are given to promote a global view for the entire Ferris community.

Ferris Statewide

For those students that are rooted in their home communities too far from the main campus to commute, Ferris operates off-campus locations throughout the state, often partnering with the local community college. Currently totaling 18 sites, these locations deliver Ferris degree programs to students who would otherwise not have access to higher education.

Ferris Online

Ferris Online delivers online degrees, certificates, and courses that help students balance their personal and professional lives with their desire to learn.

Conference and Professional Services

The CPS team provides conference design and development consultation services that include planning, strategy, and implementation. To help ensure programs succeed, they assist with marketing and promotion, financial management, contracts, registration, site selection, facilities arrangements, on-site services, and evaluations.

Office of International Education

The work of the Office of International Education is to recruit and provide support to international students, coordinate Study Abroad and exchange programs, coordinate the Intensive English Program, facilitate an International Summer School, and sponsor programming that supports the university goal of becoming a globally diverse and aware community.

Entrepreneurship Institute

The Institute is building curriculum and programs that will cultivate a community of entrepreneurship within the student body, and provides support as students and the greater Ferris community build and test their entrepreneurial ideas.

Latino Business and Economic Development Center

Ferris State University continues to connect with the growing Latino population in our West Michigan communities and the Latino Business and Economic Development Center's mission is to seek support for initiatives to spur economic development in those communities.

GENERAL INFORMATION

EXTENDED AND INTERNATIONAL OPERATIONS (continued)

Academic Incubator

Academic Incubator is a process and a structure that supports and encourages academic innovation through collaboration, cooperation, and innovation. The Academic Incubator is a place to go with an emerging idea that needs to be supported and nurtured with the potential of creating true transformation.

Community College Leadership Doctoral Program

The Ferris State University Doctorate in Community College Leadership empowers graduates to advance community colleges toward excellence and community responsiveness through exemplary leadership.

More information about the EIO can be found online at ferris.edu/extendedinternational

FERRIS LIBRARY FOR INFORMATION, TECHNOLOGY, AND EDUCATION (FLITE)

FLITE opened on March 12, 2001, as a premier research facility integrating modern technology with traditional information resources. Designed for flexibility and versatility, FLITE continues to adapt to the advancing digital age. The Library houses 172 public computers, including a Mac Design Center of eight computers loaded with design software; approximately 1,000 ports for laptop access and future expansion; wireless connectivity; seating for 1,300 visitors; and 54 individual and group study rooms. Among its customer service attributes, FLITE contains an extended-hours study area and a family study room for visitors accompanied by children. A coffee shop, The FLITE Between Chapters Café, was added in summer 2013. Students using FLITE have access to laptop computers and scanners. An assistive-technologies laboratory facilitates the learning and research of students requiring special accommodations.

FLITE serves as a gateway to a variety of information resources available both on-site and off-campus in print and digital formats. FLITE houses a collection of more than 250,000 print volumes and provides access to online databases; reference resources; more than 70,000 electronic journals, newspapers, and magazines; and over 150,000 ebooks. FLITE's new SmartSearch service allows users to search for information from most of these collections through a single Google-like search box. FLITE is a Federal Depository Library for U.S. government documents and a Patent and Trademark Depository Library. The Library's online catalogs and digital resources are available through the FLITE website at <http://www.ferris.edu/library/>. Interlibrary loan and document delivery services are offered to all faculty, staff, and students, including distance-education students, allowing users access to an immeasurable number of additional resources. Faculty, staff, and students can receive help using any library resource by phone, email, real-time chat, or SMS text. Individual research assistance is available upon request from subject-specialist librarians by submitting electronic request forms via the website, or in-person at FLITE's Oval Information Desk. Faculty may also search and reserve titles in the "Media Booking" collection, which includes media resources for in-classroom use.

FLITE takes full advantage of advanced technologies to expand opportunities for teaching and learning. The Library contains four instructional studios equipped with 20 to 30 computer stations, an instructor's workstation, sound and projection equipment, TV/VCR, and DVD player. All instructional studios are "smart classrooms" and include a docucam. Additional equipment such as smart boards, laptop computers, and wireless microphones are available upon request. The instructional studios allow librarians and other faculty to teach the information-seeking and critical-thinking skills necessary to evaluate information resources. The information literacy program starts with the basics in the Ferris State University Seminar (FSUS) courses, the online information literacy tutorial PILOT (developed at FLITE), and provides instruction in library use and research to classes upon request of instructors. Additionally, FLITE has seven seminar rooms of various sizes to accommodate library instruction classes, meetings, and professional development activities.

GENERAL INFORMATION

FERRIS LIBRARY FOR INFORMATION, TECHNOLOGY, AND EDUCATION (FLITE continued)

The FSU Media Production unit is housed on the fourth floor of FLITE. Media Production provides assistance to faculty, staff, and students in the design, development, implementation, and distribution of media-related resources in support of Ferris instruction and activities. Activities range from videography to graphic design and production to creating DVDs from slide collections. FLITE is also home to the Faculty Center for Teaching and Learning, the Jim Crow Museum of Racist Memorabilia, and the Office for Multicultural Student Services. In addition, the Big Rapids Community Library is temporarily located in FLITE's lower level during the 2013-2014 school year due to the ongoing renovation of the community library's facility. BRCL materials are readily available for checkout to Ferris students, faculty, and staff.

2012-2013 Statistics

Services - July 2012 to June 2013

Hours open	92.5/week
Circulation of library materials (including print reserves)	21,386
Study room checkouts	36,611
Laptop checkouts	8,079
Average monthly hits to the library's web site	102,107
Library instruction sessions [includes 93% (97 sections) of fall 2012 FSUS classes]	541
Oval Information Desk questions and reference consultations	8,582
Items borrowed from other libraries	7,033
Items loaned to other libraries	9,349

Access/Holdings - July 2013

Total print volumes (books and bound journals)	274,302
Periodical titles available in all formats (print, electronic, microform)	74,452
Catalogued electronic books	158,718
Public computers	172
Computers in instruction studios	110
Study rooms available for checkout	54
Laptop computers available for checkout (includes 2 MacBooks)	41

Source: FLITE

GIFTS TO THE UNIVERSITY

Private giving to the University in fiscal year 2013 totaled \$7,653,205.00 including cash contributions of \$6,631,438 and in-kind gifts of \$1,021,767.

Contributions may be made in many ways:

- Gifts from alumni and parents
- Gifts from business and industry, including cash, equipment, and materials
- Gifts and grants from foundations
- Matching gifts (companies or corporate foundations match their employees' gifts to Ferris from a one-to-one to a four-to-one ratio)
- Gifts in memory or honor of individuals
- Gifts through naming Ferris State University as a beneficiary in estate plans

Donor societies recognize extraordinary generosity:

- **Woodbridge N. Ferris Society:** \$1,000,000 cash or in-kind gifts
- **Helen Gillespie Ferris Society:** \$750,000 cash or in-kind gifts
- **Legacy Society:** \$500,000 cash or in-kind gifts
- **Carillon Society:** \$250,000 cash or in-kind gifts
- **Phoenix Society:** \$100,000 in cash or in-kind gifts
- **Old Main Society:** \$50,000 cash or in-kind gifts
- **Founder's Society:** \$25,000 in cash or in-kind gifts
- **President's Society:** \$10,000 in cash or in-kind gifts
- **Abigail Timme Smith Society:** All planned gifts \$35,000 or more
- **Annual Leadership Society:** \$1,000 in cash or in-kind gifts made each year
- **Annual Crimson & Gold Society:** \$500 in cash or in-kind gifts made each year/\$100 in cash or in-kind gifts made each year for our most recent graduates of 5 years or less

Athletic booster clubs help student-athletes:

For further information, please contact William R. Goode at 231-591-3818, email: WilliamGoode@ferris.edu

- **Bulldog Athletic Association:** The fundraising arm of Ferris State Athletics, gifts support our student-athletes in 17 intercollegiate programs.
- **Blueline Club:** Gifts are designated to support the varsity hockey program. Hobey Baker \$1,000+, All American \$500-\$999, Captain \$100-\$499, Basic \$50-\$99
- **Gridiron Club:** Gifts are designated to support the football program. Member \$200.
- **Rebounders Club:** Gifts are designated to support the men's basketball program. Elite Committee Member \$2,000+, All-American Member \$500-\$1,999, All-Conference Member \$250-\$499, Captain Member \$150-\$249, Basic Member \$50-149.
- **Sixth Dawg Club:** Gifts are designated to support the women's basketball program. All-Conference \$500+, All Division \$250, Team Member \$125, Basic Member \$50
- **The Gallery:** Gifts are designated to support the men's and women's golf teams. All-American \$300+, All-Conference \$150-\$299, Team Player \$50-\$149.

GENERAL INFORMATION

HOUSING & RESIDENCE LIFE

Living on campus has proven to foster student engagement and improve overall student success. Ferris State University on-campus housing provides environments that are clean, comfortable, safe and conducive to supporting the academic mission of the University. More specifically, living in the residence halls enhances and completes the learning that occurs at the University.

Student growth is enhanced through exposure to other points of view, experiencing diverse populations, and learning to live interdependently in a community of peers. Living with others helps residents develop coping skills and experiment with responsible decision-making in a safe environment.

A variety of housing and dining options allows students the opportunity to create the environment in which they feel most comfortable. Amenities include wired and wireless internet connections in each residence hall, a choice of double or private rooms, health, wellness and substance-free living, the first-year experience and many other themed housing options. Cable television, available in every room, includes HD and movie channels. Washers and dryers are located on virtually every floor, mail is delivered to each residence hall, and residence halls are equipped to provide a feel of home with such items as board games, large screen televisions, overstuffed furniture and hall-sponsored activities.

Living in the residence halls is an educational endeavor. Staff provide social and educational programming aimed at building cohesive communities on each floor. While hall staff are in place to assist in maintaining community standards, residents are reminded that maintaining community standards is a shared responsibility.

The university apartment community consists of the west campus townhouses and the south campus apartment complexes. The west campus complex has 150 two-bedroom and 50 three-bedroom unfurnished townhouses which are designed to provide a neighborhood atmosphere for families and single students alike.

The south campus apartment complex consists of 88 traditional one- and two-bedroom units. They are designed for single students and have laundry facilities in each building.

The East Campus Suites are neither residence halls nor apartments. Rather, this new style of on-campus housing combines the best of both worlds. Each of the three 3-story buildings is home to 100 students. Exterior doors are locked 24/7 utilizing the same card swipe access and blue light/call box phone security system as our residence halls. Each building houses 24 4-bedroom suites and 2 2-bedroom suites. Every student has their own furnished bedroom and shares a full bathroom with one other student. A furnished living room and full kitchen complement the feeling of home each suite provides. With amenities such as air conditioning, garbage disposal, wireless connectivity, campus cable television, and more, the suites are sure to be a campus favorite for generations to come.

Fully accessible residence halls, townhouses and suites are available for students with special needs. Learn more of what the Office of Housing & Residence Life has to offer on line at <http://www.ferris.edu/housing>.

INFORMATION TECHNOLOGY SERVICES

The Information Technology Services (ITS) department takes care of the computing needs of the university community. The Technology Assistance Center (TAC) is the first point of contact for students, faculty, staff, and others associated with the university to get computer help. Customers can contact TAC via phone, chat, or email; or look for answers on university standard hardware, software, and systems on our web site (www.ferris.edu/techsupport). The TAC handles approximately 33,000 work orders a year.

To support the educational process, the ITS manages the software and hardware on roughly 4,250 university-owned computer stations located in classrooms, public access labs, and faculty/staff offices. Many of the classrooms also have specialized equipment to aid instruction such as digital projectors, student feedback systems (“clickers”), and multimedia playback and recording systems.

Information Technology Services maintains over 220 servers to run the business of the university community. The main systems include FerrisConnect, the on-line learning/course management system; MyFSU, the campus portal system; and Banner, the university records system. FerrisConnect hosts fully online courses for students all over the world, and provides the tools to enhance student learning and assessment for many on-campus courses as well.

Computers all across campus can access the internet and other university services via the high-speed network. Wired and/or wireless access is available in most places on campus, with each of the 3,000 residence hall rooms and campus apartments having at least one wired network jack. ITS also maintains the cable, emergency management, and phone services for the university.

Students, faculty, and staff can get repairs on their personally owned computers for a nominal charge, and purchase select Microsoft, Adobe, and AutoCAD titles for personal use at significantly reduced prices through the Student Technology Services department, located in the West building. Students can have their computers set up to connect to the network for no charge at the start of fall semester via the iConnect program.

INTRAMURAL AND RECREATIONAL SPORTS

Annually, more than half of the student body participates in organized recreational sports activities, including extensive intramural and club-sport programs. Other students participate in informal recreation activities. Ferris provides ample facilities for athletics and recreation, including a Student Recreation Center with pool, weight room, basketball and volleyball courts, and indoor track; a golf course; a sports complex including full and half-size ice rinks, additional basketball and volleyball courts; racquetball courts and indoor and outdoor tennis courts.

GENERAL INFORMATION

KENDALL COLLEGE OF ART AND DESIGN OF FERRIS STATE UNIVERSITY

Kendall College of Art and Design began in 1928 through a generous endowment provided by Helen M. Kendall as a memorial to her husband, David Wolcott Kendall, known as the Dean of American Furniture Designers. Helen Kendall envisioned a school whose graduates would be leaders in the world of art and design; and throughout its history, Kendall College of Art and Design has prepared generations of students for careers as professional artists and designers. In addition, Kendall College of Art and Design is an active partner with the community, annually providing more than 2,000 children and adults with the opportunity to pursue courses in art and design through one of the richest and most varied continuing studies programs in the United States.

In 1996, the Board of Trustees of Kendall College of Art and Design voted to merge Kendall with Ferris State University, a process that was completed in December 2000. Founded in 1884 as Ferris Industrial School, Ferris State University is dedicated to providing an education that prepares its students for professional careers. Ferris State also seeks, through its educational programs, applied research and expertise, to support and strengthen the economy of Michigan and the nation.

In combining these two distinctive institutions, the Boards of both Kendall and Ferris have forged a union that offers students the educational opportunities and strengths of each institution. At the heart of both institutions is the commitment that graduates are prepared to pursue professional careers. Each institution shares a dedication to educational excellence and innovation coupled with practical application. As partners, the two institutions will build upon and expand the unique educational opportunities they offer in world-class programs in art, design, and technology.

As a college within Ferris State University, Kendall College of Art and Design prepares students for leadership in the visual arts, design, art history, and art education; provides innovative, collaborative education that fosters intellectual growth and individual creativity; and promotes awareness of ethical and civic responsibilities of artists and designers, locally and globally.

Kendall College of Art and Design of Ferris State University is committed to the principle of equal opportunity in education and employment. It is the policy of the University to prohibit unlawful discrimination in connection with any aspect of educational programs or opportunities, services to the public, or employment, on the basis of race, color, religion or creed, national origin, sex, age, marital status, veteran or military status, height, weight, protected disability, or any other characteristic prohibited by applicable State or federal laws or regulations. In addition, although not mandated by law, it is the policy of the University to prohibit discrimination in education and employment on the basis of sexual orientation.

KENDALL COLLEGE OF ART AND DESIGN OF FERRIS STATE UNIVERSITY (continued)

This Policy on Non-Discrimination is designed to express the University's intent and commitment to comply with the requirements of State and federal non-discrimination laws. This Policy and all other policies and procedures of the University shall be interpreted and applied co-extensively with such laws. This Policy shall not be interpreted as creating any legally enforceable rights, contractual or otherwise, that are greater than those existing under applicable non-discrimination laws. The prohibition against discrimination on the basis of sexual orientation does not apply to the University's relationships with outside organizations, including the federal government, the military, ROTC, and private employers. Nothing contained in this Policy shall be construed as prohibiting the University from applying bona fide occupational qualifications.

The University reaffirms its policy of administering all of its educational programs, and related support services and benefits, in a manner that does not discriminate with respect to a student or prospective student in any way that violates the University's Policy on Non-Discrimination. The University is committed to providing education relevant to a changing society to all students who have the motivation to succeed and the ability to benefit from the opportunity and have been admitted to the University. A practice of affirmative recruitment and retention of members of under-represented or disadvantaged populations supports this policy of opportunity and accessibility. This policy applies to each and every phase of educational programs, services and benefits, including recruitment, applications, admissions, enrollment, counseling and guidance, financial assistance, degree requirements, athletics, student life, and other activities.

The University reaffirms its policy of providing social, cultural and other services, consistent with its mission, in a manner that does not discriminate with respect to members of the public in any way that violates the University's Policy on Non-Discrimination. This policy applies to each and every phase of all services to the public conducted by the University, or by University-sanctioned organizations, or at facilities under the control of the University.

As a condition of enrollment, students consent to the use of any works produced by them while a student at Kendall College of Art and Design of Ferris State University for the purpose of publicizing and promoting the University.

This information represents the best data available at the time of publication. Kendall College of Art and Design of Ferris State University reserves the right to change the contents of this Catalog at any time without notice, and because this Catalog is for informational purposes only, it does not establish any contractual relationship with the University.

GENERAL INFORMATION

KENDALL COLLEGE OF ART AND DESIGN OF FERRIS STATE UNIVERSITY (continued)

As part of Ferris State University, Kendall College of Art and Design is accredited by:

The Higher Learning Commission of the North Central Association of Colleges and Schools
230 South LaSalle Street, Suite 7-500
Chicago, IL 60604-1413
800.621.7440

Kendall College of Art and Design of Ferris State University is an accredited institutional member of:

The National Association of Schools of Art and Design
11250 Roger Bacon Drive, Suite 21
Reston, VA 22090
703.437.0700

and Kendall's Interior Design program is accredited by:

The Council for Interior Design Accreditation
206 Grandville SW
Grand Rapids, MI 49503-2822
616.458.0400

Kendall College of Art and Design of Ferris State University is authorized under the laws of the State of Michigan to grant:

Bachelor of Fine Arts in:

Art Education with K12 Art Education Certification
Collaborative Design
Digital Media
Drawing
Fashion Studies
Furniture Design
Graphic Design
Illustration
Industrial Design
Interior Design
Medical Illustration
Metals/Jewelry Design
Painting
Photography
Printmaking
Sculpture/Functional Art

Bachelor of Science in:

Art History - Studio
Art History - Academic

Master of Art Education

Master of Fine Arts in:

Drawing
Painting
Photography
Printmaking

Master of Business Administration

Certificate in Design and Innovation Management
(as part of Ferris State University's MBA program)

MULTICULTURAL STUDENT SERVICES

The Office of Multicultural Student Services promotes the intellectual understanding and appreciation of diversity, inclusion and social justice by creating opportunities for learning and leadership development for our campus community. In addition, the office provides meaningful support to assist in the transition, retention, and graduation of underrepresented student populations.

As students matriculate through Ferris, the OMSS staff is committed to providing our students with the five following pillars of service:

Advocacy - OMSS makes every attempt to ensure that our students' college experiences are fair and as rewarding as possible by providing meaningful support.

Leadership Development - Through the T.O.W.E.R.S. Leadership Development Program, OMSS provides development opportunities for students to learn and develop important transferable skills that will assist them in becoming leaders on campus and in their future careers.

Mentorship - OMSS staff provides one-on-one guidance to students and organizations to encourage growth and development and to help them make healthy choices academically and socially.

Cultural Awareness - OMSS sponsors a variety of programs, guest speakers, and discussions to engage the campus community and facilitate student learning as it relates to multiculturalism and inclusion.

College Access - OMSS spreads awareness about the importance of going to college and specifically about FSU to prospective middle and high school students through the federal and state funded KCP/GEAR UP College Day Program and the "Imagine More" Student Life Bus Tour student recruitment initiative.

RETENTION AND STUDENT SUCCESS

Retention and Student Success is the home for academic support services at Ferris State University. The purpose is to provide developmental courses, educational counseling, and academic support services that will empower students enrolled at Ferris State University to achieve their educational and career goals.

GENERAL INFORMATION

STUDENT AFFAIRS

The division of Student Affairs provides a variety of services for students through the following departments: Birkam Health and Counseling Center, Center for Leadership, Activities and Career Services, Enrollment Services, Office of Multicultural Student Services, Student Conduct, Student Life, University Center, and University Recreation. These departments promote, support, and complement the academic mission of the institution by working collaboratively with students, faculty and staff to create and extend student services and student learning opportunities outside the classroom.

STUDENT EMPLOYMENT

The Student Employment Office is located in the Timme Center for Student Services. Our goal is to assist students in finding part-time employment that will provide income while attending Ferris as well as help them learn transitional skills that will benefit them upon graduation. There are over 2,000 student employees on campus every year. In addition to helping students find jobs on campus we offer off-campus job postings for area businesses. We participate in the Federal Community Service Work Study program that allows students to work in community-based positions in the area such as the local food pantry, working as a reading tutor for local students, or the local recycling center. Students may also sign up for the Quick Cash program that puts them in touch with local residents who are looking to hire students for odd jobs such as yard work, painting, etc. More information on Student Employment can be found on our web page

<http://www.ferris.edu/HTMLS/admision/financialaid/employment/index.htm>

Having a part-time job while going to school is a great way to interact with others, learn valuable job skills, and earn some spending money so you can keep your student loans to a minimum!

TRANSFER SERVICES CENTER

The Transfer Services Center fosters student success and promotes access to higher education and degree attainment by facilitating successful transfer of college and articulated credit. For post-secondary and community college students, the Transfer Services Center provides assistance with services such as coordination of transfer articulation agreements, transfer equivalencies, and transfer guides. For high school students, the Center coordinates articulated credit, concurrent enrollment, dual enrollment and the Center for College Readiness.

FERRIS BUILDINGS AND POINTS OF INTEREST

Alumni Building (1929) - The oldest building on campus and the only building to survive the fire in 1950, the Alumni Building houses the University Archives and Extended and International Operations, which administers Ferris Statewide, Ferris Online, Conference and Professional Services, Office of International Education, Entrepreneurship Institute, Academic Incubator, and the doctorate program in Community College Leadership. Classrooms and faculty offices for the College of Arts and Sciences are also in this building.

Arts and Sciences Commons (1996) - This building houses Arts and Sciences faculty and administrative offices, Retention & Student Success faculty and administrative offices, the Academic Support Center, the Card Wildlife Education Center, and the Writing Center, which provides peer tutoring to assist students with writing and study skills. The building also features "The Visionary," a mural - one of the largest of its type in the world - depicting the history of FSU. The Arts and Sciences Commons structure connects the Science and Starr Buildings.

Automotive Center (former Technical and Applied Arts Center) (1956) - The Automotive Center comprises the instructional and lecture facilities for Automotive Services, Automotive Management and Automotive Engineering Technology.

Birkam Health Center (1959) - This building houses the Birkam Health Center as well as the Counseling Center to provide a wide variety of health care and mental health services. It is also the home of the Office of Student Conduct.

Bishop Hall/College of Education (1967) - Built as a residence hall, Bishop Hall/College of Education was remodeled in 1986 to house the College of Education & Human Services administrative offices and classrooms. Tot's Place is also located in Bishop.

Business Building (1970) - The College of Business houses regular and team-based classrooms and computer labs (Mac, PC, and Networking), as well as administrative and faculty offices. The facility also includes an auditorium that accommodates in excess of 200.

Creative Arts Center (1965) - This building houses the studios, classrooms, and faculty offices needed for the Studio Arts in the College of Arts and Sciences.

Ewigleben Sports Complex/Ice Arena (1974) - This building comprises two indoor ice rinks and a recreational wing with facilities for intercollegiate hockey, recreational hockey and skating, basketball, and volleyball, all completed in 1975. An addition completed in 1981 includes fitness and sports-medicine facilities and a volleyball arena.

GENERAL INFORMATION

Ferris Library for Information, Technology, and Education (FLITE) (2001) - Located in the heart of the main campus, FLITE features a variety of work and study spaces, including an information commons, 4 instructional studios, 7 seminar rooms, 54 individual and group study rooms, a reading room, an extended-hours study area, and the FCTL Learn Lab, all with wireless access capability. The building has a total seating capacity of 1,300 and provides access to 172 public computers. FLITE subscribes to over 74,000 periodicals, most of which are accessed online, and houses over 250,000 volumes. FLITE also provides access to over 150,000 e-books. FLITE librarians provided nearly 550 instruction sessions in FY12 for Ferris students. Additionally, FLITE librarians provide instruction to our off campus students around the state. FLITE is a U.S. Government Documents Depository, a Patent and Trademark Depository Library for western Lower Michigan, and a depository for the U.S. Bureau of the Census. FLITE also houses the Faculty Center for Teaching and Learning, the Office of Multicultural Student Services, Media Production, and The Jim Crow Museum of Racist Memorabilia. In 2013 the building became the home of the new FLITE Between Chapters Café and the temporary location of the Big Rapids Community Library.

G. Mennen Williams Auditorium (1961) - This facility houses FSU's theater program and also serves as the major multipurpose auditorium for the FSU campus. With seating for 1,644, Williams Auditorium hosts musical, dramatic, cultural, and convocation events throughout the year. It also is available for public rental use when scheduling allows.

Granger Center for Construction & HVACR - The Granger Center for Construction and HVACR is a state-of-the-art facility - an interactive learning center where all structural steel, process piping, mechanical systems, and electrical systems are exposed or visible behind glass. The Center focuses on both theory and application. Its laboratory facilities provide a practical, "hands-on" experience using an extensive array of sophisticated up-to-date equipment devoted to testing and solving problems students are likely to encounter in the field.

Heavy Equipment Center (1987) - This 53,000-square-foot building accommodates students in the 2- and 4-year heavy equipment technology programs. The HEC building is the largest facility in the country dedicated to educate and train graduates for entry into the heavy equipment industry workforce; additionally, it is home to the Heavy Equipment Service Engineering Technology B.S. Degree, the only one of its kind in the U.S.

Holiday Inn Hotel and Conference Center (1990) - The facility is located adjacent to the Katke Golf Course and overlooks the campus. The 98,000 square-foot complex houses meeting and banquet facilities, 118 guest rooms and a restaurant. The conference facilities are used for continuing education activities, conferences and workshops. It was sold December 2012 to American Hospitality Management known as the Big Rapids Hotel Group.

Interdisciplinary Resource Center (1969) - This building contains one large lecture hall seating 120, five classrooms with state-of-the-art teaching technology seating 30-50, television studios, the Center for Latino Studies, and the Office of International Education that includes one computer classroom. The second floor houses faculty from the College of Business.

Katke Golf Course (est. 1975) - This course offers 21 holes of championship golf. The original 18-hole course is a par 72 measuring 6,967 yards from the Black tees, 6,317 from the Crimson tees, 5,648 from the Silver tees and 4,752 from the Gold tees. Katke also features a "Family Tee" for juniors and new golfers. The D.O.G. Tee or *Developing Original Golfers* Tee allows new golfers the ability to play with more experienced players.

Katke's award-winning practice facility features three practice holes (#19, #20 and #21), 100,000 square feet of natural grass teeing space, six target greens, a short game area for pitching, chipping, and bunker play and multiple putting greens.

The Katke Clubhouse sits atop the highest point in Mecosta County with excellent views of the county to the west and of the FSU Campus to the east. The clubhouse provides full-service amenities including a fully stocked Golf Pro Shop, men's and women's locker rooms, Founders Grill which features a wide variety of food and beverage options, and a Multi-Purpose Class Room with seating for up to 75 guests, perfect for business meetings or small parties.

A PGA Professional Staff is available daily providing all of the needed services for golf-outing events, tournament needs, golf instruction and clinics, and custom club fitting.

The golf course is conveniently located adjacent to the Holiday Inn Hotel and Conference Center.

McKessy House (1989) - McKessy House, resembling an Old English cottage on Cedar Street, north of Williams Auditorium, was purchased by Ferris State University in 1989 as a result of a generous gift from Gerald McKessy, a 1929 graduate of Ferris's college-preparatory program who went on to graduate from the Detroit College of Law in 1933. Mr. McKessy was a charter member of the Presidents Club, a member of the Phoenix Society, a founding father of the Alumni Foundation, a 12-year member of the Board of Directors of the Alumni Association, and a recipient of the Distinguished Alumnus Award in 1971 for the generous donation of his time and talents to Ferris State University. Mr. McKessy donated stock, the proceeds of which were used to buy the house, barn and two acres that are now utilized as parking and additional Arts and Sciences classroom space. Mr. McKessy's gift also made it possible to remodel the house which is currently occupied by the Division of Governmental Relations and General Counsel. This division is responsible for governmental and community relations, legal affairs, equal opportunity, and labor relations.

GENERAL INFORMATION

Michigan Art Walk (1996) - The Michigan Art Walk is an ongoing project whereby original pieces of art work created by Michigan artists are installed throughout campus and linked by a meandering pathway, ultimately reaching into the Big Rapids community. The inaugural sculpture of the Michigan Art Walk, by Ann Arbor-based artist Barron Naegel, was installed in the fall of 1996. Also installed in the fall of 1996 were a wall sculpture by Daniel Roache, under the auspices of the Presidential Art Collection, and the main panel of Robert Barnum's "The Visionary," which depicts the history of Ferris State University. The unveiling of "Escape," an outdoor sculpture by R. Farrington Sharp, on October 17, 1997 continued the project, along with the side panels of "The Visionary" which were unveiled on February 20, 1998, completing Barnum's triptych. "Totem Stack," a sculpture by Ferndale artist Albert Young, was unveiled on May 7, 1998. "Muse" by Irina A. Koukhanova, was dedicated on November 19, 1998, and sculptor Fritz Olsen's "Ripples" was unveiled November 19, 1999. Lois Teicher's functional piece, "Bench With Three Deep Seats," was dedicated on June 14, 2000. "Ferris Arch," a limestone sculpture by Kenneth Thompson, was dedicated October 10, 2001. Mark Chatterley's "Journey to the Body Collective", a flying wall sculpture located in the reading room at FLITE, was dedicated on October 29, 2002. Robert Barnum's "Of Thought and Reason," a 130-foot-long, 10-foot-tall painting on canvas located in FLITE's Extended Study Area was unveiled on August 28, 2003. Ray Katz's "Celebration," a large-scale metal sculpture, was unveiled September 3, 2004. The "TO STRIVE, TO SEEK, TO FIND" sculpture is dedicated to the 125th anniversary of FSU. The sculpture was created in a partnership between Ferris Fine Arts and the campus Welding Engineering Technology Program and was funded under the FSU Festival of the Arts. Important comments, quotes or sayings about Ferris are cut into the figure form support plates redefining viewer response and increasing level of content. The Art Walk pieces can be viewed on the Ferris website along with information about the artists.

Michigan College of Optometry (2011) - This state-of-the-art 87,000-square-foot building is the university's first Leadership in Energy and Environmental Design (LEED) certified building. The facility houses the offices and classrooms of the Michigan College of Optometry, as well as the teaching laboratories including the Herbert H. and Grace A. Dow Interactive Eye Learning Center. It is also the site of the University Eye Center, which provides clinical-education experiences for optometry interns as well as provides patient vision- and eye-health services to the public.

Music Center (1962) - The Music Center is located in the heart of the campus at the foot of the Carillon Clock Tower on the south end of the quad "green space" and just north of Top Taggart Field (football stadium). This facility offers rehearsal and practice space for all varieties of ensembles. The band room can accommodate groups of up to 100 musicians and the Choral Room provides room for 60 musicians. Private practice rooms are available and are ideal for individual practice or small groups of 2-3 persons. Each practice room contains an acoustic piano. The Humanities Department maintains these instruments (regular tuning, etc.) as a service to currently enrolled students. The piano lab has 12 stations (full-size keyboards) which are used for group instruction and practice for those enrolled in music classes. The music faculty and ensemble director's offices are also in the Music Center.

National Elastomer Center for Plastics and Rubber Technology (1987) - The Ferris Plastics and Rubber program is the largest and most respected undergraduate program of its kind in the United States. The Plastics B.S. program was started in 1982 and continues to fill a great need in the growing plastics industry for technically trained personnel. Ferris graduates gain immediate status as recognized technical leaders. This innovative program provides students with a background that includes topics such as processing, material testing and properties, and mold and product design. Classes emphasize hands-on learning, using the same type of equipment that is currently used in industry. The Plastics building was expanded in 1998, and renamed the "National Elastomer Center" to include educational space for the new Rubber degrees. The Rubber program is a unique educational experience with graduates being sought after by the rubber industry. Coursework follows the original plastics degree in processing, testing, and design but also includes rubber compounding. The plastics and rubber industry has shown support for the Ferris programs by sponsoring the construction of the Plastics Building in 1987 and the expansion in 1998 with funding for equipment and supplies, providing job experience by employing our students for summer internships and finally hiring our graduates.

Pharmacy Building (1972) - Designed to house all on-campus operations of the College of Pharmacy, this building includes specialized laboratories and the Ferris Pharmacy Care Clinic as well as an antique pharmacy exhibit and a medicinal plant garden/greenhouse.

Presidential Art Collection (1996) - Daniel Roache was chosen as the first contributor for a collection featuring commissioned works by Michigan artists honoring Ferris presidents. His aluminum, wall-mounted sculpture representing the seven (at that time) academic colleges hangs in the Williams Auditorium lobby. A bronze bust of President Byron Brophy by Midland sculptors James S. Hopfensperger and Joan Hopfensperger-Most was dedicated on April 30, 1999. It is on display in the Ferris Library for Information, Technology, and Education (FLITE).

Racquet Facility (acquired in 1980) - The facility offers 4 indoor tennis courts, 10 outdoor hard courts, 2 outdoor clay courts, 3 indoor racquetball courts, cardiovascular and free-weight equipment, aerobic and fitness classes, tanning booths, tennis lessons, clinics and league programs, interactive Sportwall, rental equipment and a full-service tennis pro shop. This facility serves intercollegiate athletes, the club tennis team, faculty/staff, students, the general public and as a laboratory for the Professional Tennis Management program.

Rankin Center (1957) - Please see the University Center.

Science Building (1956) - Remodeled and expanded in 1967 and completely renovated in 1997, this building provides teaching auditoria, classrooms, and science laboratories for the College of Arts and Sciences, as well as the Rawlinson Observatory, John and Rhea Smith Greenhouse, and Reitz Reading Room.

GENERAL INFORMATION

Starr Building (1961) - Completely renovated in 1995, students now enjoy new furnishings, state-of-the-art instructional equipment, multimedia labs, study rooms, and lounges in the Starr Building. It is FSU's largest general classroom building and houses the Educational Counseling and Disabilities Services office and Williams Auditorium, where dozens of live performances and special events are offered each year.

Student Convocation Center/Wink Arena (1999) - This 42,000-square-foot facility, located adjacent to the Ewigleben Ice Arena, seats 2,400, and includes prime sections of chair-back seating. The building complex features an expanded lobby that adjoins the Ice Arena with a pro shop, concession stands, and a display for the Bulldog Hall of Fame. This center serves as the home for the FSU men's and women's basketball programs, and is also used for commencement exercises, major concerts, and special events.

Student Recreation Center (1998) - The former HPE/Wink Arena building was remodeled and reopened August 30, 1998. The facility gives students, faculty, staff, and community members a modern gymnasium, weight room, aerobic rooms, exercise machines, elevated track, 40-foot climbing wall, and indoor swimming pool.

Swan Technical Center (1966) - This building contains many classrooms and laboratories designed specifically for engineering and engineering-technology instruction. The building also contains the administrative offices of several College of Engineering Technology programs.

Timme Center for Student Services (CSS) (1967) (Renovated 2002) - As the official "welcome center" for the university, the Timme Center for Student Services (CSS) serves as a one-stop service center in which students can register for classes, obtain financial aid and housing information, request transcripts, pay bills, and inquire about student employment opportunities. Highlights of Timme CSS include a glass atrium that extends the full height of the eastern side of the building and a second atrium facing State Street, providing natural sunlight and openness for the building. Formerly the campus library, the Timme CSS is a place of diversity, art, history and service. The first floor houses the Financial Aid, Business, and Student Employment offices; the offices of Admissions and Records, Enrollment Services, Academic Senate, and Institutional Research are on the second floor. The third floor features a display of Ferris historical memorabilia, as well as houses the offices of the President, Provost & Vice President for Academic Affairs, Vice President for Student Affairs, Vice President for Diversity and Inclusion, Budgetary Planning and Analysis, and Testing. The carefully chosen combination of offices and services provides a wonderful welcome to all constituents in the middle of campus.

Tot's Place (instituted 1987) - Located on the first floor of Bishop Hall, Tot's Place Child Development Center is a full service child care center providing educational programs for children of FSU students, faculty/staff, and the surrounding community. Tot's Place also serves as a laboratory for many FSU academic programs.

University Center - The new modern University Center formerly known as the Rankin Student Center is currently under construction. The facility is scheduled to open in January 2015. The updated facility will provide a wide variety of services and activities to meet the needs of students, faculty, staff, and guests of the university. The center will offer an updated any-time dining service with a retail component, Starbucks Coffee Shop, Barnes & Noble Bookstore, fine arts gallery, First Lady's Attic, several multi-purpose meeting rooms, a ballroom, commuter lounge, and 24 hour area with computers and printing capabilities. Also, there will be several lounges that will supply comfortable areas for studying, relaxing and social engagement. Offices for student organizations include The Student Government of FSU, Entertainment Unlimited (programming board) and S.E.R.V. – Veteran's Association. On the administrative side, there will be the Dean of Student Life, Center for Leadership, Activities and Career Services, Catering Services, University Center and Student Technology Services.

Victor F. Spathelf Center for Allied Health (1979) - This four-level structure contains the specialized classrooms, laboratories, and offices for the students, faculty and administration of the College of Health Professions.

GENERAL INFORMATION

FERRIS STATE UNIVERSITY CALENDAR

Fall Semester, 2013

Aug. 21-23	Late Registration
Aug. 26	Classes begin
Sept. 2	Labor Day - no classes
Oct. 21	Mid-term grades due
Oct. 31	Last day for approved unqualified W grade
Nov. 27	Thanksgiving recess begins
Dec. 2	Classes resume
Dec. 6	Last day of classes
Dec. 9	Examination week begins
Dec. 13	Last day of examination week
Dec. 14	Fall Commencement
Dec. 16	Final grades due

Spring Semester, 2014

Jan. 8-10	Late Registration
Jan. 13	Classes begin
Jan. 20	Martin Luther King Birthday - no classes
Mar. 8	Spring recess begins
Mar. 10	Mid-term grades due
Mar. 17	Classes resume
Mar. 28	Last day for approved unqualified W grade
Apr. 17	Mid-term break begins - no classes
Apr. 21	Classes resume
May 2	Last day of classes
May 5	Examination week begins
May 9	Last day of examination week
May 9 & 10	Spring Commencement
May 12	Final grades due

Summer Semester, 2014

May 19	Late Registration
May 20	Classes begin
May 26	Memorial Day - no classes
July 4	Independence Day recess - no classes
July 10	Last day for approved unqualified W grade
Aug. 13	Last day of summer semester classes

Fall Semester, 2014

Aug. 20-22	Late Registration
Aug. 25	Classes begin
Sept. 1	Labor Day - no classes
Oct. 20	Mid-term grades due
Oct. 30	Last day for approved unqualified W grade
Nov. 26	Thanksgiving recess begins
Dec. 1	Classes resume
Dec. 5	Last day of classes
Dec. 8	Examination week begins
Dec. 12	Last day of examination week
Dec. 13	Fall Commencement

TELEPHONE NUMBERS (frequently used)

The telephone number for the Ferris State switchboard is (231) 591-2000; the telephone operator can assist you. Most colleges, departments and offices also have their own numbers. The toll free number is 800-433-7747. Some frequently called numbers are listed below:

Academic Deans' Offices

College of Arts and Sciences	591-3661
College of Business	591-2420
College of Education & Human Services.....	591-3646
College of Engineering Technology.....	591-2890
College of Health Professions	591-2270
College of Pharmacy	591-3780
Kendall College of Art & Design.....	616-451-2787
Michigan College of Optometry at FSU	591-3700

Academic Services

Extended and International Operations

Ferris Statewide & Online (off-campus & online offerings)	591-2340
Office of International Education.....	591-2450
Retention and Student Success	591-2428

Student Services

Admissions & Records	591-2100
Birkam Health Center	591-2614
Business Operations	591-3972
Career Services	591-2685
Institutional Research & Testing.....	591-3628
Orientation	591-3048
Residential Life (Housing)	591-3745
Student Employment	591-2012

General

Alumni Relations.....	591-2345
Athletic Department.....	591-2860
FLITE Library.....	591-3500
Public Safety	591-5000
Rankin Student Center.....	591-5916
Student Activities.....	591-2606
University Advancement & Marketing	591-3815

Kendall College of Art & Design 616-451-2787

Admissions – dial main number and ask for.....	EXT 3011
College Counselor - dial main number and ask for.....	EXT 1136
Enrollment Management - dial main number and ask for	EXT 1113
Financial Aid - dial main number and ask for	EXT 1112
Library - dial main number and ask for.....	EXT 1121
Registrar - dial main number and ask for	EXT 1141

GENERAL INFORMATION

EDUCATIONAL GRANTS AND SCHOLARSHIPS

2013-2014 FIRST-TIME FRESHMAN SCHOLARSHIPS			
<u>Scholarship</u>	<u># Awarded</u>	<u>Total Amount</u>	<u>Average Award</u>
Founder's	59	\$630,719	\$10,690
President's	48	\$264,000	\$5,500
Provost's	157	\$628,000	\$4,000
Dean's	202	\$606,000	\$3,000
Ferris Gold	238	\$357,000	\$1,500
Ferris Crimson	239	\$239,000	\$1,000

FEDERAL

Teacher Education Assistance for College and Higher Education Grant (TEACH)
 The Federal Pell Grant
 The Supplemental Educational Opportunity Grant

STATE

Gear Up Grant
 KCP Future Faculty Fellowship
 Michigan Competitive Scholarship
 Michigan Nursing Grant
 Tuition Incentive Program (TIP)

INSTITUTIONAL

Ability Scholarship
 Academic Opportunity Scholarship
 Athletic Grants (Individual Sports)
 COB Leadership Scholarship
 College of Business Scholarship
 Community Based Scholarship
 COT Student Kickoff Award
 Dean's Scholarship
 Detroit Compact Scholarship
 Doctor of Pharmacy Scholarship
 Entertainment Unlimited Scholarship
 Ferris Achievement Scholarship
 Ferris Grant
 Ferris Support Grant
 Ferris Youth Initiative Scholarship
 Founder's Scholarship
 FSU Native American Tuition Waiver
 Honors Residential Life Scholarship
 Intensive English Scholarship
 International Transfer Scholarship
 Kelso-Battle Scholarship
 Kendall Assistance Grant
 Military Veteran's Scholarship
 Non Resident Transfer Scholarship
 Phi Theta Kappa Scholarship
 President's Invitational Scholarship
 President's Scholarship
 PTM Scholarship
 Residential Life Scholarship
 Skills USA Scholarship
 Spaghetti Bridge Competition
 Study Abroad Scholarship
 Transfer Academic Achievement Scholarship
 Transfer Academic Excellence Scholarship
 Transfer Residential Life Scholarship
 Wade McCree Scholarship
 Wenrich Tuition Scholarship

EDUCATIONAL GRANTS AND SCHOLARSHIPS**GRANTS AND SCHOLARSHIPS**

1968 Football Scholarship
 A. Cramer Memorial Scholarship
 A.M Aguirre Memorial
 Abbott Laboratories Scholarship
 Abigail Smith Timme
 AFSCME Local 1609
 AITP Scholarship
 Alton/Evelyn Brayton Scholarship
 Alumni Association Legacy
 American Asoc. of HTG, REF and A/C Eng.
 American Foundation for Vision Awareness
 American Hotel Foundation Scholarship
 American Photo Marketing Scholarship
 American Professional Estimators Scholarship
 American Society for Quality Control Scholarship
 Amerikam Scholarship
 Amy Ament Award
 Andrea L. Warfield Memorial Endowed Scholarship
 Andrew Jeffrey Crim Justice
 Anne Szabunia Memorial Scholarship
 AOA Advantage Scholarship
 AOF Carl Zeiss Vision Fellowship
 Arab American Pharmacist Assoc.
 Architectural Metals
 Arnold & Carolyn Johnson Scholarship
 ASHP Student Leadership Award
 Atwell, LLC Surveying
 Automotive Aftermarket Industry Scholarship
 AWS - Detroit Scholarship
 AWS - District Eleven Scholarship
 AWS - Miami Scholarship
 AWS - National Named Scholarship
 AWS - Saginaw Scholarship
 AWS - West MI Scholarship
 AWS - Past Presidents Council Scholarship
 AWS - Resistance Welder Scholarship
 Bachelor of Integrative Studies
 Barbara Chapman International Study
 Barbara Reuther Memorial Nursing
 Barnes & Noble Scholarship
 BCI New OD Scholarship
 Bel-Aire HVACR Scholarship
 Big Rapids Garden Club Scholarship
 Bill & Lynne Scheible Scholarship
 Bingman Scholarship
 Biology Faculty/Staff
 Blanche Arnold Scholarship
 Board of Nursing Scholarship - MSN
 Board of Nursing Scholarship - RN
 Brian & Grace Brown Scholarship
 Brian Chapman Memorial PGM Scholarship
 Brian McDonald Scholarship
 Brian Tomczyk Memorial
 Brudy Memorial Pharmacy Scholarship
 Builders Exchange of GR & W. MI
 Bush Insurance Scholarship
 Business Student Assistance Scholarship
 C. Alan Tressler Memorial Scholarship Fund
 Call Family Scholarship
 Canadian Lakes Garden Club Scholarship
 Canadian Lakes Mecosta County Scholarship
 Canteen Services Inc. Scholarship
 CAS Dean's Legacy Annual Scholarship
 Cascade Engineering Annual Scholarship
 CCNA Certification Scholarship
 Charles & Dorothy Peterson
 Charles & Mary Bacon
 Charles G. Jehnzen Basketball Scholarship
 Charles Hampton Scholarship
 Charles/Kimberly Christmas Scholarship
 Charlotte Kiwanis Scholarship
 Charter Schools Office Scholarship
 Chase Plastic Scholarship
 CJ General Scholarship
 Clare & Patsy Johnson
 CLS - Clinical Lab Sciences Scholarship
 CM Industry Golf Outing Scholarship
 Coach Walton & Barbara Piggott
 College of Business Management Department
 College of Education Alumni Scholarship
 Construction Assoc/Don Purdie Mem Sch
 Construction Assoc/Rick Cianek
 Construction Mgmt industry
 Cory Myrie Memorial
 Criminal Justice Annual
 Cummings Scholarship
 Curtis Brown Scholarship
 CVS Pharmacy Award
 D. Edwards Intercollegiate Soccer
 Dacho & Ruth Dachoff
 Daniel Tyler Scholarship
 Daudi Book Scholarship
 David D. Whalen Scholarship
 David E. Hamilton Endowed
 David Pao International Scholarship
 David Prior Scholarship
 David R. Greer Surveying Engineering Scholarship
 David/Carol Drake Scholarship
 DECA Scholarship
 Dee Kap Memorial Scholarship
 Delta Tau/Lambda Chi Scholarship
 Dental Health Prof. Dental Hygiene Scholarship
 Diane Nix Memorial Scholarship
 Dick Brammer Scholarship
 Dick Dolack Excellence in Officiating Scholarship
 Dieter H. Weiss Award

GENERAL INFORMATION

EDUCATIONAL GRANTS AND SCHOLARSHIPS

Distinguished Zerocrats Scholarship
Doc Heeter Blueline Club
Doctor of Pharmacy Scholarship
Doke & Thomas Family Scholarship
Donald and E. Lyle Magee Scholarship
Donald Lowell
Donald Shreve Scholarship
Douglas Froelich Scholarship
Douglas Hagemann Scholarship
Dr. Adnan Dakkuri Pharmacy Scholarship
Dr. Gabriel Memorial End. Scholarship
Dr. Henry R. Racki OPT Scholarship
Dr. Henry Reitz End. Scholarship
Dr. Ian Mathison Endowed Scholarship
Dr. Jack Bennett Memorial Scholarship
Dr. Merrill R. Murray Memorial Scholarship
Dr. Walter Betts Memorial
Dr. William Sakalauskas Scholarship
Dr. William Sederburg Scholarship
Duane Bremer
Dykstra Scholarship
E-Commerce Marketing Scholarship
ECNS 115 Incentive Scholarship
Ed Harris Memorial Scholarship
Edward Griffin Memorial Teacher Education
Edwin/Barbara Courtright Scholarship
Elizabeth Claucherty
Elizabeth Keeney Scholarship
Ellen Haneline Memorial
Ensign Family Endw
Enterprise Book Scholarship
Erik & Mary Doke
EU Ability
Ewigleben Scholarship
Excellence in Optometry Scholarship
F.A. Muehlenbeck Scholarship
Faculty Spon. Stu Dev - A&S
Fairman Scholarship Fund
Falcone Memorial Scholarship
Family Fare Pharmacy Scholarship
Felpausch Pharmacy Scholarship
Fenn & Associates Surveying Scholarship
Ferris Academic Opportunity
Ferris Cares Opportunity 125
Ferris Foundation Need Based Scholarship
Ferris Foundation Opportunity Scholarship
Ferris Leach Annual Scholarship
Ferris State University Scholarship
Ferris/Jean Leach Scholarship
FFA/Russel Moffett Scholarship
Finishmaster Automotive Scholarship
First Robotics Scholarship
Fleet Mgmt
Fortune/Morlock Memorial Scholarship
Frances Friar Nursing Scholarship
Frank & Mildred Justin
Frank Karas Scholarship
Frank Marra Memorial Scholarship
Fred E. Taylor Endowed Scholarship
Fred Kellogg Scholarship
Frederick Broemer Award
Freudenberg NOK Scholarship
FSU Alumni & Friends Scholarship
FSU Alumni Softball Scholarship
FSU Dining Services Scholarship
FSU/GRCC Assist Annual Scholarship
FSU/GRCC Digital Animation & Game Design
FSU/GRCC Digital Media Software Engineering
FSU/GRCC Endowed Scholarship
FSU/GRCC Industrial Technology & Management
Fund Evaluation Group Scholarship
G Storm Memorial Technical Teacher Education
Gary & Jean Horn
Gary Cousineau - Hockey
Gary Waters Basketball Scholarship
Geff Reinke Endowed Scholarship
Gentex Corp
Geodetic Designs
George & Kathryn Menoutes Scholarship
George Bowlby Scholarship
George Holcomb Memorial Scholarship Fund
George Kossaras Scholarship
Gerace Construction Scholarship
German Language & Culture
Gilbert Cobb
Glen's Pharmacy Scholarship
GM Service Op Auto Tech Scholarship
Godfrey Parsons Scholarship
Gordon Kamstra Memorial Scholarship
GR New Car Dealers Scholarship
Grace Fleming R.N.
Gregory Dreuth Scholarship
H, I, & M Price
Hagerman Scholarship
Hammer's 4-C's Award
Harley Halsted Scholarship
Harper Wildern Pharmacy Scholarship
Harry Larson Memorial Scholarship
Harry Melling Memorial Scholarship
Harry Swartz Pharmacy Administration Award
Hashimi Dental Leadership Scholarship
Health Professions Dean's Student Award
Hedrick Assoc
Helen Bennett Memorial Scholarship
Helen Ferris Vartan Scholarship Fund
Helen Popovich Scholarship
Henry Tschappat Scholarship
Hicks Gridiron Scholarship
Hoexum Scholarship
Honorable John O'Brien Scholarship

EDUCATIONAL GRANTS AND SCHOLARSHIPS

Hospitality GALA-DECA Scholarship
 Hospitality Management Scholarship
 Howard Hulsman Scholarship
 HS Die Engineering, Inc.
 HURCO Engineering Scholarship
 Hurst Mechanical Inc. Scholarship
 HVACR - Htg. Vent, A/C, Ref. Engineering Scholarship
 Innovative Breakthrough SBM
 Insurance Program Annual Scholarship
 International Student Emergency Scholarship
 International Student Endowed
 J.N. Nelson Family Scholarship
 J.E. Johnson Skilled Trades
 J.P. Nelson
 Jack LeBarre Scholarship
 Jack Newcombe Scholarship
 James & Christine Jacobs
 James & Katy Moore - Heavy Equip
 James & Katy Moore - Surveying
 James & Nancy Walker
 James Bolthouse Memorial Scholarship
 James Shane Scholarship
 Janet Nash
 Japanese Parent's Textbook Scholarship
 Jenny Jacobs Softball Scholarship
 Jerry and Mary Ford Scholarship
 Jerry Moore Memorial PGM Scholarship
 Jessica Nagle-Wilson Scholarship
 Jim Ferrell Memorial Endowed Scholarship
 Jimmie & Marlene Rodgers
 Joan E. Totten
 Joan Nelson Scholarship
 Joan Reirson Draugalis Endowment
 John Celestino Endowed Scholarship
 John Christie Scholarship
 John Deere Foundation Scholarship
 John J. Wheeler Scholarship
 John Ladd
 John Newell Scholarship
 John P. Nelson Endowed Scholarship
 John R. Smith Memorial Endowed Leadership
 John Sebold Memorial Scholarship
 Jordan Scholarship
 Joseph Bishop Surveying Scholarship
 Joseph Juran Scholarship
 Joseph Sasaki Scholarship Fund
 Jourdain Scholarship
 Julia McCormick
 Junior Achievement Scholarship
 K-Mart Pharmacy Scholarship
 Karl Huffman
 Karlis K. Kazerovskis Scholarship
 Kathleen & Edward Lunt
 Kauzlarich/Campana Family
 Kearns Educational Award
 KEBS Incorporated Scholarship
 Ken Schmitigal
 Kendall Digital Media Scholarship
 Kenneth Spoerk Memorial Scholarship
 Khagendra Thapa K. Surveying Scholarship
 Korean Students Scholarship
 Kurt Hellthaler Memorial Scholarship
 L & J Keys Scholarship
 Labroff Scholarship
 Lang & Lit Annual
 Laverne Curtis Scholarship
 Leslie Osborn
 Lewis & Barrister-COE Dev
 Lewis & Lewis Surveying
 Long Scholarship
 Louis/Angeline Burg Scholarship
 Lula Coker Nash Scholarship
 Mahida Surveying Scholarship
 Marco Family Foundation Grant
 Marriot Golf Scholarship
 Martin J Wozniak End. Scholarship
 Mary Ann Hashimi Memorial Scholarship
 Mary C. Feint Surveying Scholarship
 Mary McCorriston Child Development
 Mary T. Creswell Scholarship
 Mathematics Faculty/Staff
 Mathison Fellowship Enw
 Mathison Legacy Endowed
 Matt Lichtle Scholarship
 Maude Bigford
 Maude Korstange Scholarship
 Mavcon "Ken Reinink" Construction Sch
 McKesson Med. Mgmt Dean's Scholarship
 McLoughlin Family Endowed Scholarship
 McNaughton/McKay Scholarship
 MCO Alumni Endowed Scholarship
 Mechanical Service Contractors of America
 Mecosta Cnty Med Center Aux
 Medicine Shoppe Scholarship
 Meijer Inc. Accountancy Scholarship
 Meijer Inc. Pre-Senior Scholarship Award
 MI Foundation for Vision Awareness & MCO
 1st Professional Year Optometry
 MI Garden Club fka Federated Garden Club
 MI Pharmacists A D PRFFLSM Award
 Michael/Joann Bigford Scholarship
 Michael/Paula Rushford Scholarship
 Michelle Robinson Scholarship
 Michigan Adjusters Association Scholarship
 Michigan Association Pipe Trades Scholarship
 Michigan Chapter Air/Cond Contractors Scholarship
 Michigan Mechanical Contractor Scholarship
 Michigan Office Solutions

GENERAL INFORMATION

EDUCATIONAL GRANTS AND SCHOLARSHIPS

Michigan Pharmacy Fund Scholarship
Michigan Printing Week Association Scholarship
Mid Michigan Pharmacists Association Scholarship
Midland Lions Club R. Maier Scholarship
Mike Shira Health Systems Management
Millard/Ida Quinlan Scholarship
Minnie Mould Marsh Endowed Scholarship
ML King/ALPHA PHI ALPHA Scholarship
ML King/Rosa Parks/KCP Future Faculty
Moore & Bruggink Incorporated Scholarship
Mylo Ragan Endowed Scholarship
NA Heat-Air Conditioners Scholarship
NACDS Dean's Scholarship
National Guard Scholarship
National Truck Equip Assoc
Norman & Helen Bennett
Northern Chapter MI Soc of Professional Surveyors
Northern Michigan Road Commission Scholarship
O.B. Davenport Scholarship
O'Brien, Quy Scholarship
Oakland Area Scholarship
Off-Campus Endowed Scholarship
Oldfield Family Educational
Opportunity Ferris Cares_A&S
Opportunity Ferris Cares_PHARM
Opportunity Ferris Cares-CAHS
Opportunity Ferris Cares-CEHS
Opportunity Ferris Cares-COB
Opportunity Ferris Cares-MCO
Order of Omega Beta Phi Annual Scholarship
Orville Hoffman Scholarship
Oswald Rossi Scholarship
Outer Drive Hospital Auxiliary Scholarship
Patricia & Edward Sammel
Patricia Berry Intensive English Scholarship
Paul E. Borton Memorial Scholarship
Paul Runyan Scholarship
Paul Winfred Owens Scholarship
PGA Diversity Scholarship
PGM Alumni Scholarship
PGM Scholarship
Pharmacists Mutual Scholarship Award
Pharmacy Alumni Scholarship
Pharmacy Dean's Scholarship
Phi Sigma Kappa Emerging Leader
Phy Science Fac/Staff
Plastics & Polymer Eng
Progressive Group Alliance Scholarship
PTM Scholarship
Puterbaugh Scholarship
Quality Air Annual
R & N Phelps Family
Rautiola PTM Scholarship
Raymond Kenyon Scholarship
Reed City FSU Distinguished Alumni Scholarship
Reginald/Vivian Sharkey Scholarship
RESPY Pharmacy Scholarship
Retail Contractors Assoc
Rettell Family Scholarship
Rex Dew Memorial Textbook Fund
Rhein Chemie Scholarship
Richard Hunter Scholarship
Richard Johnson Accountancy Scholarship
Richard Sturm Memorial
Richard Veazey
Rick Rodenhouse Memorial Scholarship
Rite-Aid Junior Scholarship Award
Robert & Barbara Martin
Robert & Frances Friar
Robert & Judith Scranton
Robert Brand Memorial Scholarship
Robert Brauer Award
Robert Buchdahl Memorial Award
Robert Burtch Scholarship
Robert Dougan Memorial
Robert Friar Grandchildren
Robert Hendricks Memorial Scholarship
Robert Tenney
Robert VanHoven Memorial Award
Robert Williams Scholarship
Robert/Jean Olson Scholarship
Roberta Teahen Univ. Center for Extended Learning
Roger/Debra Card Wildlife Scholarship
Rolland L. Hicks Endowed Scholarship
Ron Strohkirk
Rought Surveying Scholarship
Rowe Incorporated Scholarship
Ruby MacNeill Endowed Memorial
Rumsey Memorial Scholarship
Runners Memorial Scholarship
Russell & Avis Gerber Endowed Scholarship
Russell G. Merithew Scholarship
Ruth L. Shattuck Scholarship
Ryan Matthew Clark
Ryan McCandless Memorial
Samuels Family Annual
Sarangapani Mukundan
Scott Sanders
Scott Schultz Excellence Scholarship
Scott Whitener Memorial Scholarship
Searle Pharmacy Scholarship
Seifferlein/Lusk Golf Team
Sherman Throop Memorial Scholarship
Shopko Pharmacy Scholarship Award
Smith/Taylor/Malloy Scholarship
Social Work Emeriti & Fac
Society Of Mfg Eng - Chapter 11
Society Of Mfg Eng - Chapter 38
Stan Dean Memorial Endowed Scholarship
Stechschulthe Printing & Imaging Technology
Stephen E Martin Memorial Award
Steven Brown Memorial Scholarship

EDUCATIONAL GRANTS AND SCHOLARSHIPS

Student Affairs Student Leadership
Student Ambassador Scholarship
Student Senator Scholarship
Susan Greene Memorial Scholarship
Susan Marie Edwards Scholarship
TAC Automotive Group Scholarship
Target Pharmacy Scholarship
Technology in Optometry Scholarship
Theodore Moss Jr
Theta Alpha Sigma Scholarship
Thomas Johnston
Thomas Reuther Scholarship
Thomas Sobota Memorial Scholarship
Tingley & Associates Scholarship
TJ Amick Memorial Endw– Kendall Scholarship
Todd & Tami Jacobs
Toyota Scholarship
Trevor Slot Memorial
TVP Silver Anniversary Scholarship
Upper Division Academic Scholarship
Upper Peninsula MPA Scholarship
Urban Land Consultants Scholarship
Vanderlaan Leadership Award
VG's Scholarship
Virginia Shepler Annual
Vision Service Plan Academic Scholarship
W. J. Stevenson Scholarship Fund
W.C. Judson Scholarship
W.S. Garrison Scholarship
Wal-Mart Optical Scholarship
Wal-Mart Pharmacy Scholarship
Wanda Butler Memorial Award
Walgreen Scholarship
Warren & Beverly Parker Scholarship Endowment
Weeks-Lakin Optometry Scholarship
Welding Competition Scholarship
Weller Family Annual
West MI Plumbers, Fitters, & Service Traders
West Michigan Credit Union Scholarship
West Michigan Mechanical Contractors Scholarship
Whitehead Memorial Scholarship
Wildern Family Scholarship
William & Marjorie Linebaugh
William Dengler
Willis J. Heyl Award in Pharmacognosy
Wm Donahue Voc. Music
WM Merle Morris Endowed Scholarship
1st Professional Year Optometry
Woolpert LLP Scholarship
Zakov Family Endowed Scholarship

GENERAL INFORMATION

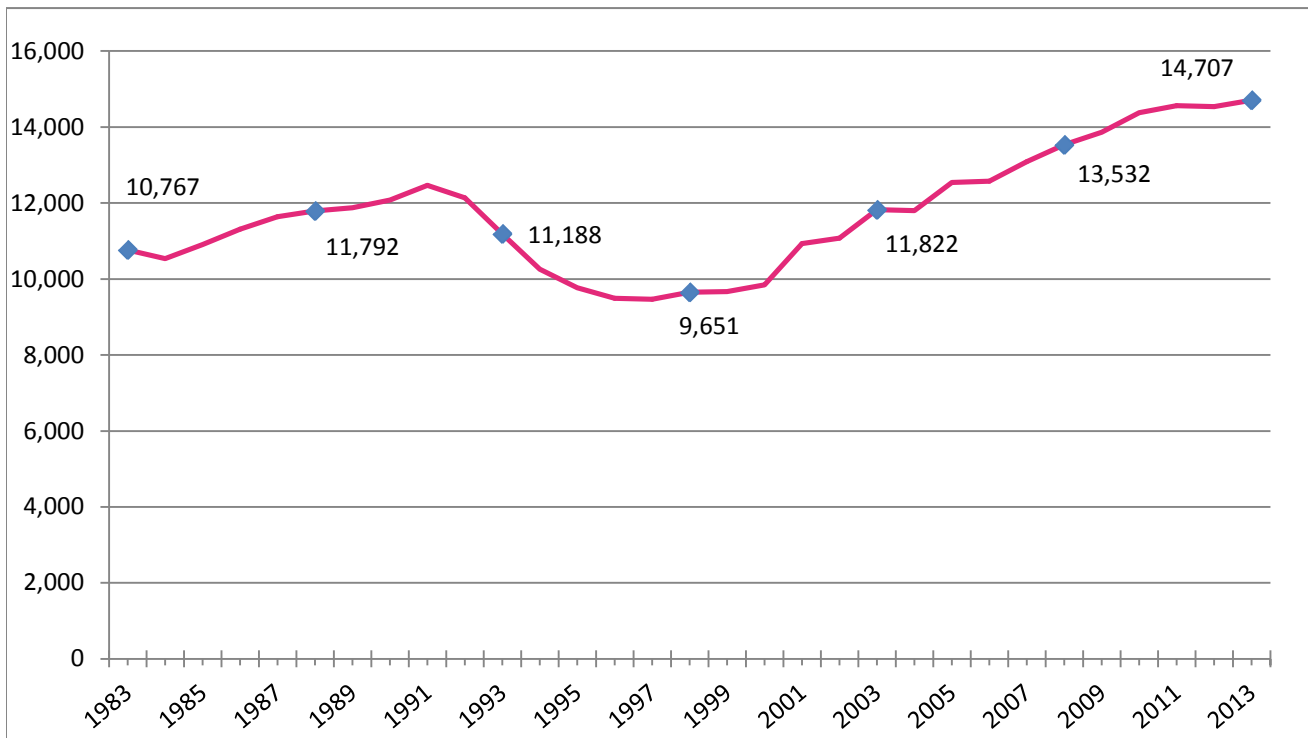
EDUCATIONAL GRANTS AND SCHOLARSHIPS

INSTITUTIONAL LOANS

A.G. Buchman Student Loan Fund
Abigail Timme Endowed Student Loan Fund
Addie and Earl Campbell Memorial Loan Fund
Alden W. Brown Student Loan Fund
Alma Lidell Tufveson Memorial Loan Fund
Al Pisa Pharmacy Student Emergency Loan
Alumni Student Loan Fund
Ansel C. Hook Memorial
Arthur E. Ormsbee Memorial Loan Fund
Asian Student Loan
Augusta Taisey Memorial Loan Fund
Bernice Behrens Student Assistance Fund
Carlisle Memorial Fund
Carlton G. Ferris Student Loan Fund
Charles E. Schell Foundation Loan Fund
Charles S. Neithercut Student Loan Fund
College of Business Memorial Loan Fund
David M. Denbrock Memorial Loan Fund
Dingman, William E. Loan
Discretionary Loan Fund
Donald Rankin Loan
Dr. Glenn Bond Memorial Loan Fund
Dr. Henry Lowsma Memorial Loan Fund
Dr. Ralph Pino Memorial Loan Fund
Drs. Leo and Peter Scholler Loan Fund
Earl H. McCormick Memorial Loan Fund
Fern & William Brown Loan Fund
Fern R. Holden Student Loan Fund
France Vedder Loan
Francis R. Piper Loan Fund
Frank Clark Loan
Fred W. Swan Memorial Student Assistance Fund
George Berden Loan
Geraldine MacGregor Loan Fund
Gerrit Masselink Memorial Loan Fund
Graphic Art Loan Fund
Heinonen Memorial Loan
Helena Paris Loan Fund
Herbert H. Martz Student Assistance Fund
 for Pharmacy Students
Jay Oviatt Pharmacy Student Loan Fund
Kappa Alpha Psi Loan
Kenneth Spoerk Memorial Loan Fund
Kuhlman/Greene Memorial Loan
Labroff Business Assistance Loan
Leon Bush Loan
Leon Probst Memorial Loan Fund
Lithocrafters and Bookcrafters Loan Fund
Louis Legg Loan
Lowell DeMoss Memorial Student Loan Fund
Lynn H. Cook Memorial Loan Fund
Lynn W. Cookson Loan Fund
M. Louis Fishman Memorial Loan Fund
Max E. Smith Memorial Loan Fund
MI Construction Equipment Dealer Loan
MI Federation of Women's Clubs Student Loan
MI Assoc. of Edu. Secretaries Memorial Loan Fund
Michigan Pest Control Loan
Morton Rehab Loan
Nancy Ingall Memorial Loan Fund
Northern Michigan Road Comm Assoc Loan Fund
Orville Plank Memorial Loan Fund
Perry Converse Loan
R H Pino Loan
Ralston M. Wylie Student Loan Fund
Raymond and Vida Sines Memorial Fund
Raymond W. Starr Student Loan Fund
Redman Agency Inc. Student Loan Fund
Regina L. Stevenson Holt Memorial Loan Fund
Richard J. and Marion Morley Memorial Loan Fund
Robert and Gertrude Burns Memorial Loan Fund
Roger Allen Student Assistance Fund
Ronald Cronk Loan
Ronald M. Solomon Memorial Loan Fund
Roy Alvarado Memorial Loan Fund
Roy Clark Vandercook Memorial Loan Fund
Rueben E. & Gertrude A. Trippensee Memorial Loan
Special Loan Fund
Steve Bordano Memorial Loan Fund
Townsend and Buttum, Inc. Student Loan Fund
United Migrants Loan
Victor Spathelf Loan
Walter Armbruster Memorial Loan Fund
Walter H. Gillette Memorial Loan Fund
Will Lane Pharmacy Student Assistance Fund
William C. Moore Memorial Loan Fund
William O. Wolfinger Memorial Loan Fund
Wolverine Club Student Loan Fund

ENROLLMENT

TOTAL HEADCOUNT ENROLLMENT

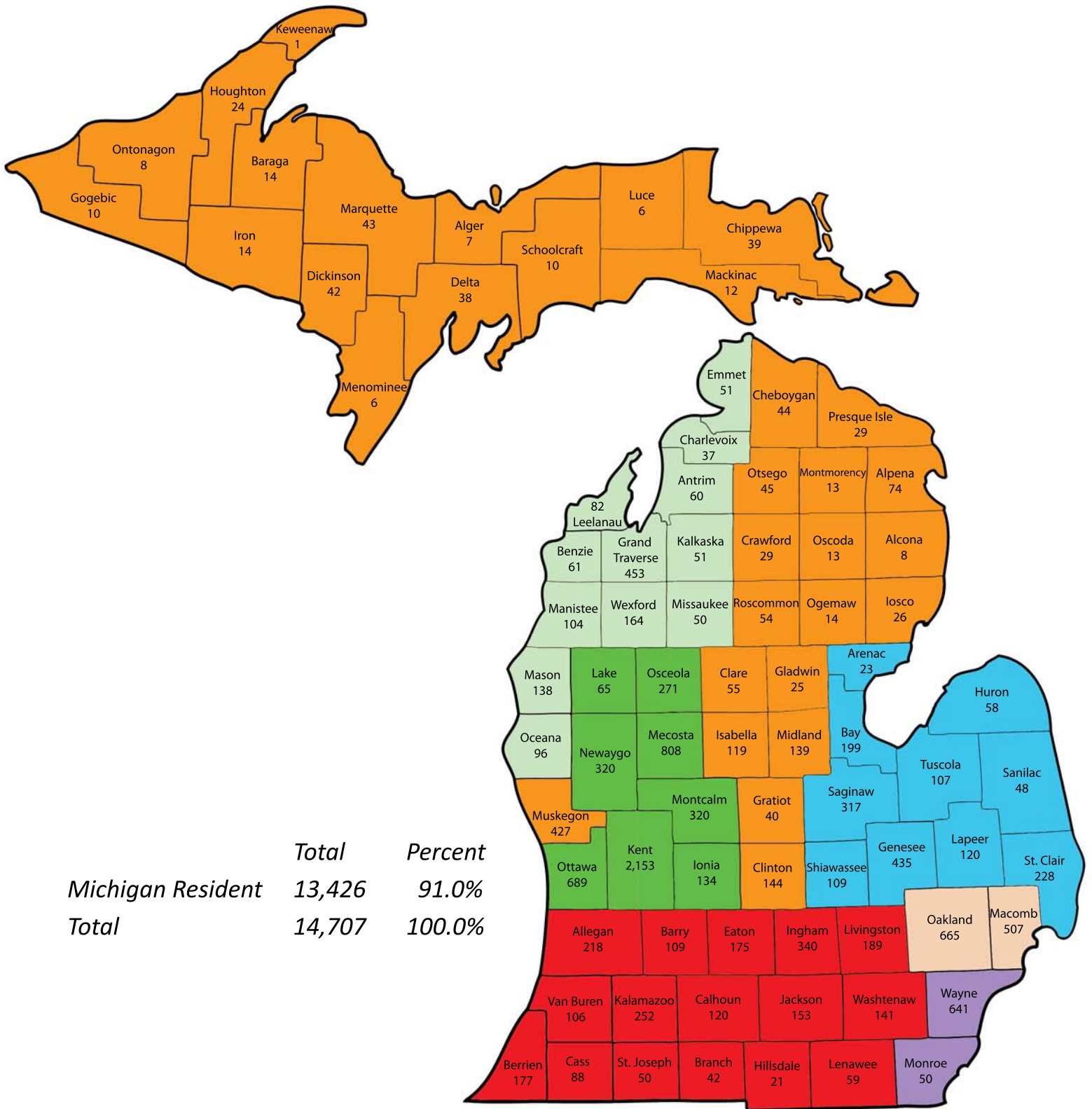


FALL ENROLLMENT 1983 - 2013

1983	10,767	1999	9,668
1984	10,540	2000	9,847
1985	10,909	2001	10,930
1986	11,310	2002	11,074
1987	11,643	2003	11,822
1988	11,792	2004	11,803
1989	11,878	2005	12,540
1990	12,076	2006	12,575
1991	12,461	2007	13,087
1992	12,134	2008	13,532
1993	11,188	2009	13,865
1994	10,258	2010	14,381
1995	9,767	2011	14,560
1996	9,495	2012	14,533
1997	9,468	2013	14,707
1998	9,651		

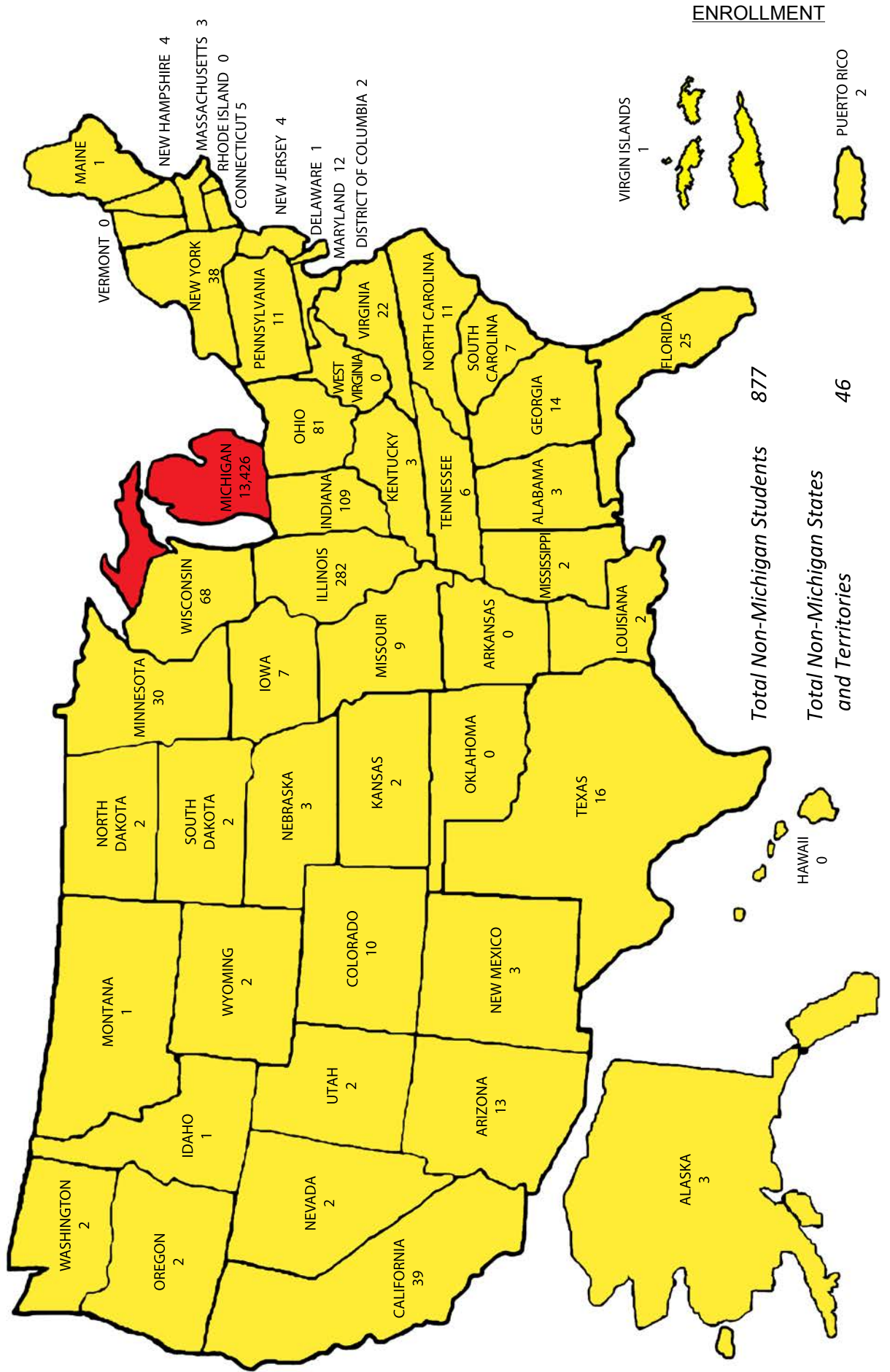
Source: Office of Institutional Research & Testing

FALL 2013 ENROLLMENT BY COUNTY



*Colors denote admissions counselors recruiting territories

FALL 2013 ENROLLMENT BY STATE



ENROLLMENT**FALL 2013 MICHIGAN ENROLLMENT BY COUNTY**

Alcona	8	Lake	65
Alger	7	Lapeer	120
Allegan	218	Leelanau	82
Alpena	74	Lenawee	59
Antrim	60	Livingston	189
Arenac	23	Luce	6
Baraga	14	Mackinac	12
Barry	109	Macomb	507
Bay	199	Manistee	104
Benzie	61	Marquette	43
Berrien	177	Mason	138
Branch	42	Mecosta	808
Calhoun	120	Menominee	6
Cass	88	Midland	139
Charlevoix	37	Missaukee	50
Cheboygan	44	Monroe	50
Chippewa	39	Montcalm	320
Clare	55	Montmorency	13
Clinton	144	Muskegon	427
Crawford	29	Newaygo	320
Delta	38	Oakland	665
Dickinson	42	Oceana	96
Eaton	175	Ogemaw	14
Emmet	51	Ontonagon	8
Genesee	435	Osceola	271
Gladwin	25	Oscoda	13
Gogebic	10	Otsego	45
Grand Traverse	453	Ottawa	689
Gratiot	40	Presque Isle	29
Hillsdale	21	Roscommon	54
Houghton	24	Saginaw	317
Huron	58	St. Clair	228
Ingham	340	St. Joseph	50
Ionia	134	Sanilac	48
Iosco	26	Schoolcraft	10
Iron	14	Shiawassee	109
Isabella	119	Tuscola	107
Jackson	153	Van Buren	106
Kalamazoo	252	Washtenaw	141
Kalkaska	51	Wayne	641
Kent	2,153	Wexford	164
Keweenaw	1		
		TOTAL	13,426

Source: Office of Institutional Research & Testing

FALL 2013 ENROLLMENT BY STATE & BY COUNTRY

NON-MICHIGAN STUDENTS BY STATE AND TERRITORIES

Alabama	3	Illinois	282	Nebraska	3	Rhode Island	0
Alaska	3	Indiana	109	Nevada	2	South Carolina	7
Arkansas	0	Iowa	7	New Hampshire	4	South Dakota	2
Arizona	13	Kansas	2	New Jersey	4	Tennessee	6
California	39	Kentucky	3	New Mexico	3	Texas	16
Colorado	10	Louisiana	2	New York	38	Utah	2
Connecticut	5	Maine	1	North Carolina	11	Vermont	0
Delaware	1	Maryland	12	North Dakota	2	Virginia	22
District of Columbia	2	Massachusetts	3	Ohio	81	Virgin Islands	1
Florida	25	Minnesota	30	Oklahoma	0	Washington	2
Georgia	14	Mississippi	2	Oregon	2	West Virginia	0
Hawaii	0	Missouri	9	Pennsylvania	11	Wisconsin	68
Idaho	1	Montana	1	Puerto Rico	2	Wyoming	2
						Unidentified	7
						TOTAL	877
						TOTAL STATES AND TERRITORIES	46

FOREIGN STUDENTS BY COUNTRY

<u>Africa</u>	<u>24</u>	<u>Asia</u>	<u>279</u>	<u>Europe</u>	<u>20</u>	<u>North America</u>	<u>59</u>
Congo	1	China	56	Albania	1	Barbados	1
Botswana	2	Hong Kong	1	Croatia	1	Bahamas	2
Ghana	1	India	20	Hungary	1	Canada	55
Kenya	2	Iran	1	Finland	3	Costa Rica	1
Mali	1	Japan	7	France	4		
Nigeria	16	Malaysia	2	Germany	1	<u>South America</u>	<u>12</u>
South Africa	1	Pakistan	1	Liechtenstein	2	Brazil	4
		Saudi Arabia	169	Netherlands	5	Colombia	2
		South Korea	14	Norway	1	Ecuador	2
		Sri Lanka	1	Sweden	1	Netherlands Antilles	3
		Tajikistan	1			Venezuela	1
		Thailand	2				
		Turkey	1			Unidentified	10
		Taiwan	1				
		Vietnam	2			TOTAL	404
						TOTAL COUNTRIES	41

Source: Office of Institutional Research & Testing

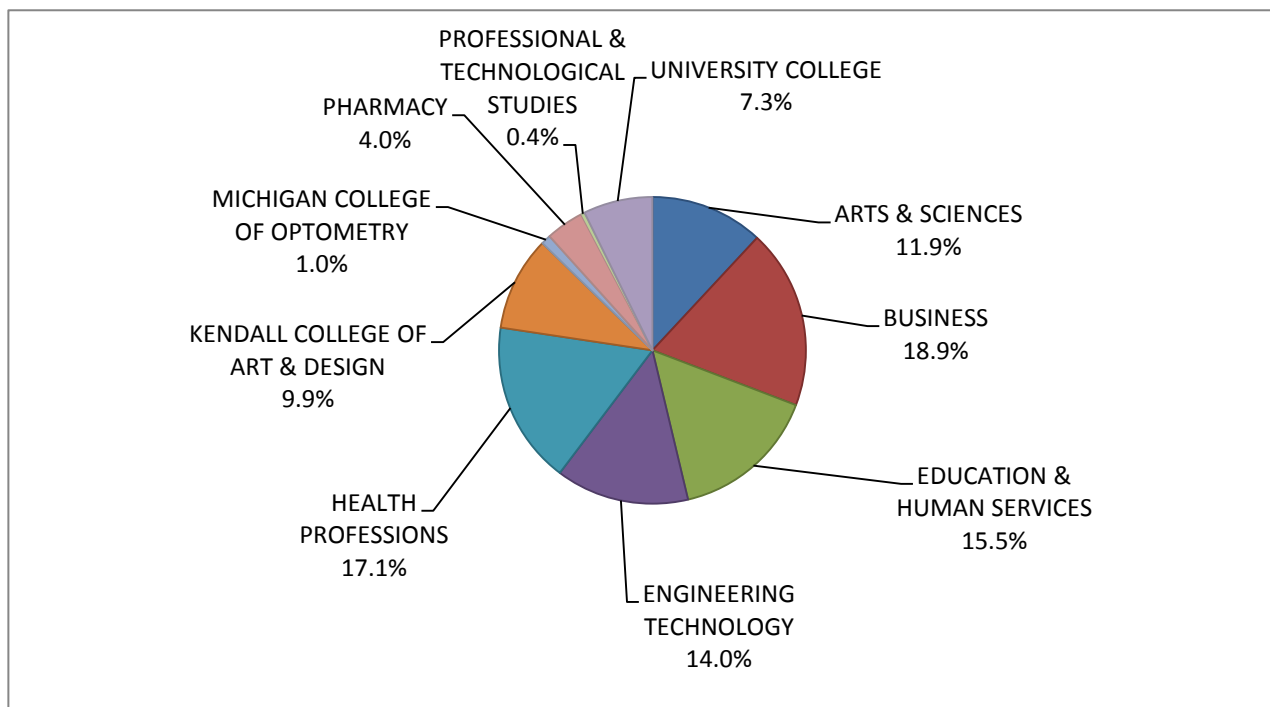
ENROLLMENT

**5-YEAR ENROLLMENT BY COLLEGE
FALL SEMESTER**

<u>COLLEGE</u>	<u>2009-10</u>	<u>2010-11</u>	<u>2011-12</u>	<u>2012-13</u>	<u>2013-14</u>
ARTS & SCIENCES	1,775	1,954	2,006	1,942	1,753
BUSINESS	2,550	2,640	2,634	2,700	2,777
EDUCATION & HUMAN SERVICES	2,085	2,232	2,294	2,238	2,277
ENGINEERING TECHNOLOGY	2,029	1,958	1,959	1,915	2,063
HEALTH PROFESSIONS	2,566	2,655	2,716	2,634	2,510
KENDALL COLLEGE OF ART & DESIGN	1,385	1,419	1,414	1,461	1,459
MICHIGAN COLLEGE OF OPTOMETRY	146	143	145	147	150
PHARMACY	557	529	529	562	588
PROFESSIONAL & TECHNOLOGICAL	225	322	298	303	59
UNIVERSITY COLLEGE	547	529	565	631	1,071
TOTAL	13,865	14,381	14,560	14,533	14,707

Source: Office of Institutional Research & Testing

**PERCENT OF STUDENTS BY COLLEGE
FALL SEMESTER 2013**

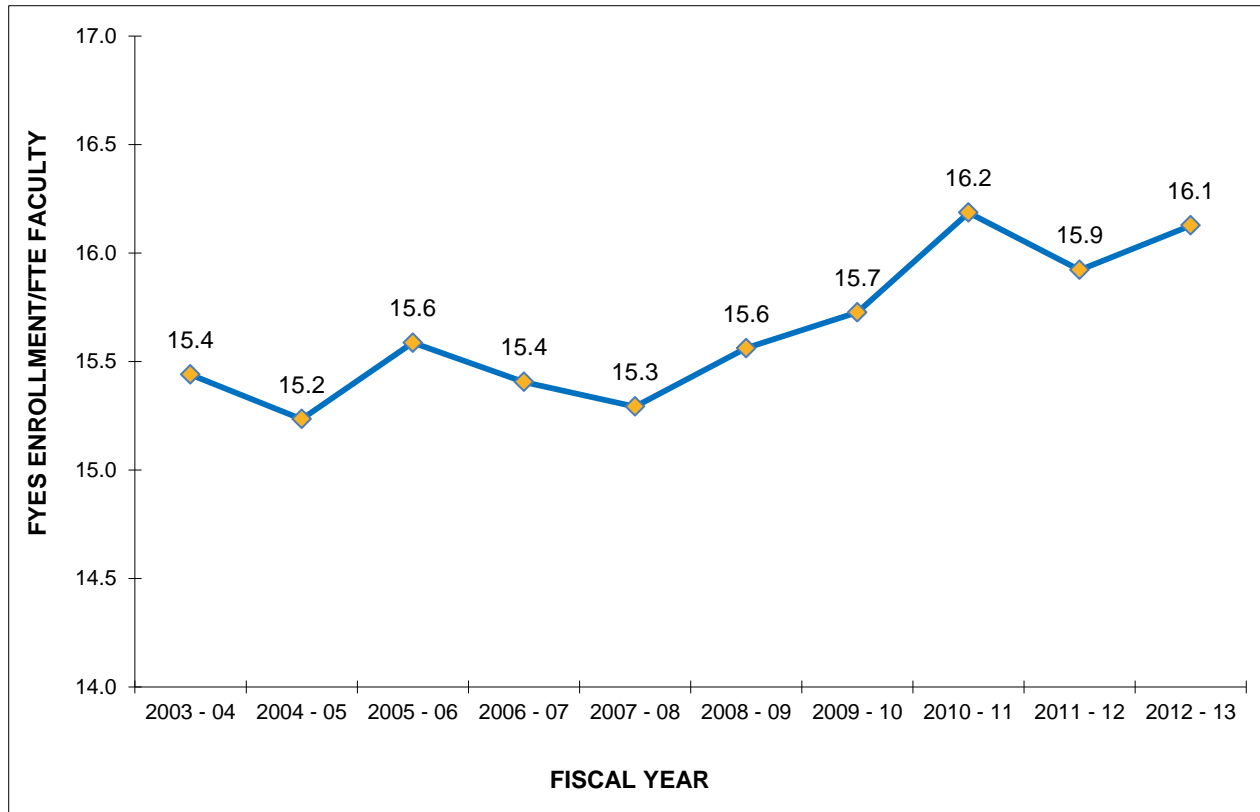


STUDENT ENROLLMENT BY COLLEGE

ARTS & SCIENCES	1,753
BUSINESS	2,777
EDUCATION & HUMAN SERVICES	2,277
ENGINEERING TECHNOLOGY	2,063
HEALTH PROFESSIONS	2,510
KENDALL COLLEGE OF ART & DESIGN	1,459
MICHIGAN COLLEGE OF OPTOMETRY	150
PHARMACY	588
PROFESSIONAL & TECHNOLOGICAL STUDIES	59
UNIVERSITY COLLEGE	1,071
TOTAL	14,707

Source: Office of Institutional Research & Testing

**FULL-YEAR EQUATED STUDENT (FYES) ENROLLMENT PER
FULL-TIME EQUATED (FTE) FACULTY
2003 - 04 to 2012 - 13**



STUDENT - FACULTY RATIO

	<u>FYES</u>	<u>FTE</u>	<u>RATIO</u>
2003 - 04	10,340	669.70	15.4
2004 - 05	10,548	692.37	15.2
2005 - 06	11,063	709.78	15.6
2006 - 07	11,098	720.39	15.4
2007 - 08	11,392	744.96	15.3
2008 - 09	11,667	749.72	15.6
2009 - 10	11,791	749.75	15.7
2010 - 11	12,076	746.08	16.2
2011 - 12	12,215	767.17	15.9
2012 - 13	12,204	756.73	16.1

Source: State of Michigan HEIDI Database, Budget Office

ENROLLMENT SUMMARY FALL 2013

	<u>FULL-TIME</u>		<u>PART-TIME</u>		<u>TOTAL</u>
UNDERGRADUATE STUDENTS	9,255	69%	4,214	31%	13,469
GRADUATE STUDENTS	91	21%	350	79%	441
GRADUATE PROFESSIONAL PRACTICE	720	98%	18	2%	738
DOCTORATE STUDENTS***	59	100%	0	0%	59
ALL STUDENTS	10,125	69%	4,582	31%	14,707

	<u>MEN</u>		<u>WOMEN</u>		<u>TOTAL</u>
TOTAL FULL-TIME	5,147	51%	4,978	49%	10,125
TOTAL PART-TIME	1,870	41%	2,712	59%	4,582
TOTALS	7,017	48%	7,690	52%	14,707

	<u>FALL 2011</u>	<u>FALL 2012</u>	<u>FALL 2013</u>
FTIAC'S * (First Time In Any College)	2,556	2,540	2,644
READMITS	413	394	374
TRANSFERS	1,868	1,813	1,839
CONTINUING	9,704	9,755	9,831
GUEST	19	31	19
TOTAL	14,560	14,533	14,707

<u>FRESHMEN</u>	<u>FALL 2011</u>	<u>FALL 2012</u>	<u>FALL 2013</u>
APPLIED ** (completed applications)	8,490	9,458	10,718
ADMITTED	6,574	6,709	8,135
ENROLLED	2,556	2,540	2,644
RATIO of ENROLLED to ADMITTED	0.39	0.38	0.33

	<u>FALL 2011</u>	<u>FALL 2012</u>	<u>FALL 2013</u>
TOTAL	14,560	14,533	14,707
ON-LINE	793	830	896
KENDALL	1,414	1,461	1,459
OFF CAMPUS	2,383	2,203	2,193
BIG RAPIDS	9,970	10,039	10,159
IN RESIDENCE HALLS	3,152	3,196	2,990
IN APARTMENTS	376	361	408
IN SUITES	296	289	295
COMMUTERS	6,146	6,193	6,466

* Includes all students, F-T, P-T, degree-seeking and non-degree-seeking.

** Previous applied numbers included all applications, revised methodology now counts only completed applications

***Previously 9 or greater credits, now 6 or greater to determine FT Doctorate students

Source: Office of Institutional Research & Testing

ENROLLMENT

ENROLLMENT SUMMARY BY COLLEGE
FALL 2013

ARTS & SCIENCES

	<u>FULL-TIME</u>		<u>PART-TIME</u>		<u>TOTAL</u>
UNDERGRADUATE STUDENTS	1,548	88%	205	12%	1,753
ALL STUDENTS	1,548	88%	205	12%	1,753

	<u>MEN</u>		<u>WOMEN</u>		<u>TOTAL</u>
TOTAL FULL-TIME	604	39%	944	61%	1,548
TOTAL PART-TIME	77	38%	128	62%	205
TOTALS	681	39%	1,072	61%	1,753

	<u>FALL 2011</u>	<u>FALL 2012</u>	<u>FALL 2013</u>
FTIAC'S * (First Time In Any College)	730	570	408
READMITS	37	32	40
TRANSFERS	132	149	143
CONTINUING	1,106	1,188	1,159
GUEST	1	3	3
TOTAL	2,006	1,942	1,753

<u>FRESHMAN</u>	<u>FALL 2011</u>	<u>FALL 2012</u>	<u>FALL 2013</u>
APPLIED	2,054	2,069	1,917
ADMITTED	1,660	1,469	1,440

BUSINESS

	<u>FULL-TIME</u>		<u>PART-TIME</u>		<u>TOTAL</u>
UNDERGRADUATE STUDENTS	1,789	68%	857	32%	2,646
GRADUATE STUDENTS	30	23%	101	77%	131
ALL STUDENTS	1,819	66%	958	34%	2,777

	<u>MEN</u>		<u>WOMEN</u>		<u>TOTAL</u>
TOTAL FULL-TIME	1,073	59%	746	41%	1,819
TOTAL PART-TIME	553	58%	405	42%	958
TOTALS	1,626	59%	1,151	41%	2,777

	<u>FALL 2011</u>	<u>FALL 2012</u>	<u>FALL 2013</u>
FTIAC'S * (First Time In Any College)	328	363	356
READMITS	59	84	76
TRANSFERS	373	358	406
CONTINUING	1,870	1,889	1,933
GUEST	4	6	6
TOTAL	2,634	2,700	2,777

<u>FRESHMAN</u>	<u>FALL 2011</u>	<u>FALL 2012</u>	<u>FALL 2013</u>
APPLIED	1,253	1,414	1,816
ADMITTED	970	999	1,365

* Includes all students, F-T, P-T, degree-seeking and non-degree-seeking.

Source: Office of Institutional Research & Testing

ENROLLMENT SUMMARY BY COLLEGE FALL 2013

EDUCATION & HUMAN SERVICES

	<u>FULL-TIME</u>		<u>PART-TIME</u>		<u>TOTAL</u>
UNDERGRADUATE STUDENTS	1,309	62%	800	38%	2,109
GRADUATE STUDENTS	28	17%	140	83%	168
ALL STUDENTS	1,337	59%	940	41%	2,277

	<u>MEN</u>		<u>WOMEN</u>		<u>TOTAL</u>
TOTAL FULL-TIME	701	52%	636	48%	1,337
TOTAL PART-TIME	420	45%	520	55%	940
TOTALS	1,121	49%	1,156	51%	2,277

	<u>FALL 2011</u>	<u>FALL 2012</u>	<u>FALL 2013</u>
FTIAC'S * (First Time In Any College)	205	226	245
READMITS	63	67	58
TRANSFERS	412	377	412
CONTINUING	1,614	1,567	1,562
GUEST	0	1	0
TOTAL	2,294	2,238	2,277

<u>FRESHMAN</u>	<u>FALL 2011</u>	<u>FALL 2012</u>	<u>FALL 2013</u>
APPLIED	1,005	1,094	1,348
ADMITTED	764	750	1,019

ENGINEERING TECHNOLOGY

	<u>FULL-TIME</u>		<u>PART-TIME</u>		<u>TOTAL</u>
UNDERGRADUATE STUDENTS	1,664	81%	399	19%	2,063
ALL STUDENTS	1,664	81%	399	19%	2,063

	<u>MEN</u>		<u>WOMEN</u>		<u>TOTAL</u>
TOTAL FULL-TIME	1,557	94%	107	6%	1,664
TOTAL PART-TIME	377	94%	22	6%	399
TOTALS	1,934	94%	129	6%	2,063

	<u>FALL 2011</u>	<u>FALL 2012</u>	<u>FALL 2013</u>
FTIAC'S * (First Time In Any College)	297	278	293
READMITS	39	40	45
TRANSFERS	233	231	263
CONTINUING	1,390	1,364	1,459
GUEST	0	2	3
TOTAL	1,959	1,915	2,063

<u>FRESHMAN</u>	<u>FALL 2011</u>	<u>FALL 2012</u>	<u>FALL 2013</u>
APPLIED	853	899	1,038
ADMITTED	638	597	740

* Includes all students, F-T, P-T, degree-seeking and non-degree-seeking.

Source: Office of Institutional Research & Testing

ENROLLMENT

ENROLLMENT SUMMARY BY COLLEGE
FALL 2013

HEALTH PROFESSIONS

	<u>FULL-TIME</u>		<u>PART-TIME</u>		<u>TOTAL</u>
UNDERGRADUATE STUDENTS	1,428	59%	978	41%	2,406
GRADUATE STUDENTS	1	1%	103	99%	104
ALL STUDENTS	1,429	57%	1,081	43%	2,510

	<u>MEN</u>		<u>WOMEN</u>		<u>TOTAL</u>
TOTAL FULL-TIME	244	17%	1,185	83%	1,429
TOTAL PART-TIME	144	13%	937	87%	1,081
TOTALS	388	15%	2,122	85%	2,510

	<u>FALL 2011</u>	<u>FALL 2012</u>	<u>FALL 2013</u>
FTIAC'S * (First Time In Any College)	301	279	217
READMITS	142	103	110
TRANSFERS	335	269	256
CONTINUING	1,938	1,983	1,927
GUEST	0	0	0
TOTAL	2,716	2,634	2,510

<u>FRESHMAN</u>	<u>FALL 2011</u>	<u>FALL 2012</u>	<u>FALL 2013</u>
APPLIED	1,118	1,302	1,471
ADMITTED	864	896	963

KENDALL COLLEGE OF ART & DESIGN

	<u>FULL-TIME</u>		<u>PART-TIME</u>		<u>TOTAL</u>
UNDERGRADUATE STUDENTS	930	65%	491	35%	1,421
GRADUATE STUDENTS	32	84%	6	16%	38
ALL STUDENTS	962	66%	497	34%	1,459

	<u>MEN</u>		<u>WOMEN</u>		<u>TOTAL</u>
TOTAL FULL-TIME	311	32%	651	68%	962
TOTAL PART-TIME	142	29%	355	71%	497
TOTALS	453	31%	1,006	69%	1,459

	<u>FALL 2011</u>	<u>FALL 2012</u>	<u>FALL 2013</u>
FTIAC'S * (First Time In Any College)	352	446	445
READMITS	31	28	19
TRANSFERS	151	167	121
CONTINUING	873	812	872
GUEST	7	8	2
TOTAL	1,414	1,461	1,459

<u>FRESHMAN</u>	<u>FALL 2011</u>	<u>FALL 2012</u>	<u>FALL 2013</u>
APPLIED	641	709	710
ADMITTED	390	456	464

* Includes all students, F-T, P-T, degree-seeking and non-degree-seeking.

Source: Office of Institutional Research & Testing

ENROLLMENT SUMMARY BY COLLEGE FALL 2013

MICHIGAN COLLEGE OF OPTOMETRY

	<u>FULL-TIME</u>		<u>PART-TIME</u>		<u>TOTAL</u>
GRADUATE PROFESSIONAL PRACTICE	150	100%	0	0%	150
ALL STUDENTS	150	100%	0	0%	150

	<u>MEN</u>		<u>WOMEN</u>		<u>TOTAL</u>
TOTAL FULL-TIME	61	41%	89	59%	150
TOTAL PART-TIME	0	0%	0	0%	0
TOTALS	61	41%	89	59%	150

	<u>FALL 2011</u>	<u>FALL 2012</u>	<u>FALL 2013</u>
TRANSFERS	28	34	34
CONTINUING	117	113	116
TOTAL	145	147	150

<u>PROFESSIONAL</u>	<u>FALL 2011</u>	<u>FALL 2012</u>	<u>FALL 2013</u>
APPLIED	401	368	319
ADMITTED ²	33	60	55

PHARMACY

	<u>FULL-TIME</u>		<u>PART-TIME</u>		<u>TOTAL</u>
GRADUATE PROFESSIONAL PRACTICE	570	97%	18	3%	588
ALL STUDENTS	570	97%	18	3%	588

	<u>MEN</u>		<u>WOMEN</u>		<u>TOTAL</u>
TOTAL FULL-TIME	264	46%	306	54%	570
TOTAL PART-TIME	13	72%	5	28%	18
TOTALS	277	47%	311	53%	588

	<u>FALL 2011</u>	<u>FALL 2012</u>	<u>FALL 2013</u>
READMITS	1	0	0
TRANSFERS	99	120	141
CONTINUING	427	440	445
GUEST	2	2	2
TOTAL	529	562	588

<u>PROFESSIONAL</u>	<u>FALL 2011</u>	<u>FALL 2012</u>	<u>FALL 2013</u>
APPLIED	618	562	663
ADMITTED ²	126	198	183

* Includes all students, F-T, P-T, degree-seeking and non-degree-seeking.

¹ From Optomcas system

² From Pharmcas system

Source: Office of Institutional Research & Testing

ENROLLMENT

**ENROLLMENT SUMMARY BY COLLEGE
FALL 2013**

PROFESSIONAL & TECHNOLOGICAL STUDIES

	<u>FULL-TIME</u>		<u>PART-TIME</u>		<u>TOTAL</u>
DOCTORATE STUDENTS	59	100%	0	0%	59
ALL STUDENTS	59	100%	0	0%	59

	<u>MEN</u>		<u>WOMEN</u>		<u>TOTAL</u>
TOTAL FULL-TIME	28	47%	31	53%	59
TOTAL PART-TIME**	0		0		0
TOTALS	28	47%	31	53%	59

	<u>FALL 2011</u>	<u>FALL 2012</u>	<u>FALL 2013</u>
FTIAC'S * (First Time In Any College)	22	29	0
READMITS	4	3	0
TRANSFERS	38	37	0
CONTINUING	234	234	59
GUEST	0	0	0
TOTAL	298	303	59

<u>FRESHMAN</u>	<u>FALL 2011</u>	<u>FALL 2012</u>	<u>FALL 2013</u>
APPLIED	39	52	n/a
ADMITTED	28	39	n/a

UNIVERSITY COLLEGE

	<u>FULL-TIME</u>		<u>PART-TIME</u>		<u>TOTAL</u>
UNDERGRADUATE STUDENTS	587	55%	484	45%	1,071
ALL STUDENTS	587	55%	484	45%	1,071

	<u>MEN</u>		<u>WOMEN</u>		<u>TOTAL</u>
TOTAL FULL-TIME	304	52%	283	48%	587
TOTAL PART-TIME	144	30%	340	70%	484
TOTALS	448	42%	623	58%	1,071

	<u>FALL 2011</u>	<u>FALL 2012</u>	<u>FALL 2013</u>
FTIAC'S * (First Time In Any College)	321	349	680
READMITS	37	37	26
TRANSFERS	67	71	63
CONTINUING	135	165	299
GUEST	5	9	3
TOTAL	565	631	1,071

<u>FRESHMAN</u>	<u>FALL 2011</u>	<u>FALL 2012</u>	<u>FALL 2013</u>
APPLIED	1,527	1,929	2,414
ADMITTED	1,260	1,503	2,015

* Includes all students, F-T, P-T, degree-seeking and non-degree-seeking.

**Previously 9 or greater credits, now 6 or greater to determine FT Doctorate students

Source: Office of Institutional Research & Testing

COMPARATIVE FALL ENROLLMENT REPORT BY COLLEGE

	<u>WOMEN</u>	<u>MEN</u>	<u>2013 TOTAL</u>	<u>2012 TOTAL</u>
ARTS & SCIENCES	1,072	681	1,753	1,942
Associate Degree	344	225	569	649
Bachelor Degree	728	455	1,183	1,165
Certificate	0	1	1	0
Non-Degree Seeking Undergraduate	0	0	0	128
BUSINESS	1,151	1,626	2,777	2,700
Associate Degree	233	201	434	392
Bachelor Degree	853	1,350	2,203	2,164
Certificate	10	6	16	12
Master's Degree	55	68	123	131
Non-Degree Seeking Undergraduate	0	1	1	1
EDUCATION & HUMAN SERVICES	1,156	1,121	2,277	2,238
Associate Degree	203	247	450	442
Bachelor Degree	833	795	1,628	1,528
Certificate	0	0	0	0
Master's Degree	90	63	153	202
Non-Degree Seeking Certificate	20	11	31	47
Non-Degree Seeking Graduate	10	5	15	19
Non-Degree Seeking Undergraduate	0	0	0	0
ENGINEERING TECHNOLOGY	129	1,934	2,063	1,915
Associate Degree	55	716	771	754
Bachelor Degree	73	1,211	1,284	1,150
Certificate	1	7	8	11
Non-Degree Seeking Undergraduate	0	0	0	0
HEALTH PROFESSIONS	2,122	388	2,510	2,634
Associate Degree	563	79	642	716
Bachelor Degree	1,464	296	1,760	1,818
Certificate	1	0	1	0
Master's Degree	92	12	104	98
Non-Degree Seeking Undergraduate	2	1	3	2
KENDALL	1,006	453	1,459	1,461
Bachelor Degree	773	387	1,160	1,151
Master's Degree	21	17	38	43
Non-Degree Seeking Special Programs	6	0	6	10
Non-Degree Seeking Undergraduate	206	49	255	257
OPTOMETRY	89	61	150	147
O.D. Degree	89	61	150	147
PHARMACY	311	277	588	562
Pharm D Degree	311	277	588	562
PROFESSIONAL & TECHNOLOGICAL STUDIES	31	28	59	303
Doctorate Degree	31	28	59	60
UNIVERSITY COLLEGE	623	448	1,071	631
Associate Degree	285	251	536	505
Non-Degree Seeking Undergraduate	338	197	535	126
TOTAL	7,690	7,017	14,707	14,533

Source: Office of Institutional Research & Testing

SCH/FTE/FYES

Student Credit Hours (SCH) Produced By Campus

<u>STUDENT CREDIT HOURS</u>	<u>FALL 2011</u>	<u>FALL 2012</u>	<u>FALL 2013</u>	<u>% Δ '12 to '13</u>
BIG RAPIDS	125,380	126,953	124,675.5	-2%
KENDALL	14,533	14,920	15,121	1%
OFF CAMPUS	14,620	13,365	14,286	7%
INTERNET	12,532	13,219	13,101	-1%
TOTAL	167,065	168,457	167,183.5	-1%

Source: Office of Institutional Research and Testing

Student Credit Hours (SCH) Produced By Student Level

Fall Semester	Undergraduate	Graduate	Professional Practice	Doctorate	Total
2009	148,893	3,252	11,381	N/A	163,526
2010	152,153	3,098	11,264	168	166,683
2011	152,885	2,859	11,009	312	167,065
2012	153,753	2,947	11,337	420	168,457
2013	152,513	2,614	11,644	413	167,184

Full-Time Equated Student (FTE) By Student Level

Fall Semester	Undergraduate	Graduate	Professional Practice	Doctorate	Total
2009	9,926	271	703	N/A	10,900
2010	10,144	258	672	21	11,095
2011	10,192	238	674	39	11,143
2012	10,250	246	709	53	11,258
2013	10,168	218	738	52	11,176

Source: Office of Institutional Research and Testing

Full-Year Equated Student (FYES)

Academic Year	FYES	Academic Year	FYES
2003/04	10,340	2008/09	11,667
2004/05	10,548	2009/10	11,791
2005/06	11,063	2010/11	12,076
2006/07	11,098	2011/12	12,215
2007/08	11,392	2012/13	12,204

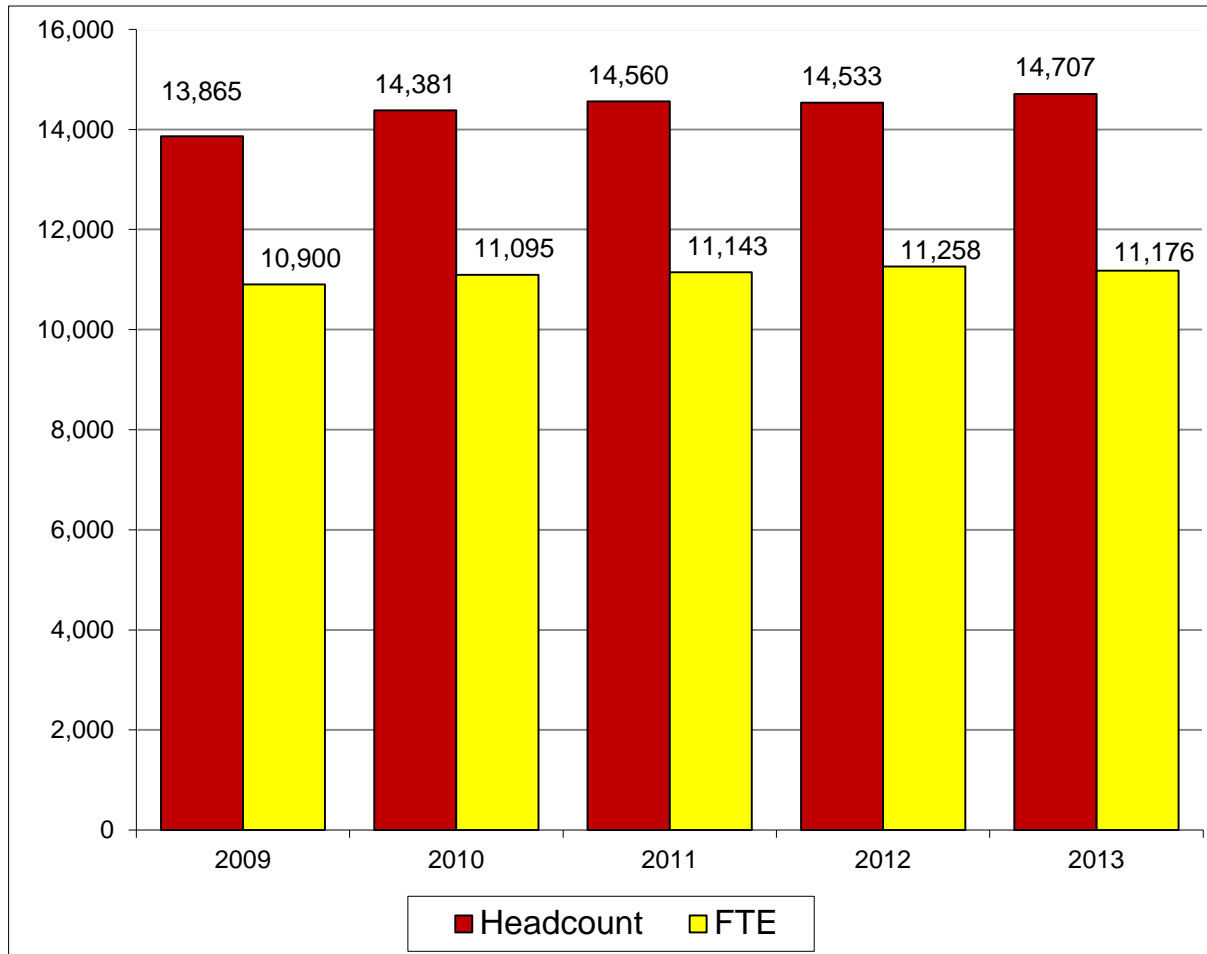
Source: State of Michigan HEIDI Database, Appendix A, Budget Office

COMPARATIVE FALL ENROLLMENT & STUDENT CREDIT HOUR (SCH) PRODUCTION BY SITE

Student Headcount				Student Credit Hours			
<i>Headcount based on where student enrolled</i>				<i>SCHs based on Course Credit Production</i>			
Student Site				Course Section			
<u>Code</u>	<u>Site</u>	<u>Fall 2012</u>	<u>Fall 2013</u>	<u>Code</u>	<u>Site</u>	<u>Fall 2012</u>	<u>Fall 2013</u>
AG	Grand Rapids	953	950	AG	Grand Rapids	6,727	7,087
EA	Auburn Hills	27	18	EA	Auburn Hills	186	142
EF	Flint	154	148	EF	Flint	883	857
EG	Garden City	32	38	EG	Garden City	252	328
EH	Howell	13	10	EH	Howell	84	78
EL	Lansing	216	212	EL	Lansing	1,065	1,354
EM	Midland/University Center	178	167	EM	Midland/University Center	980	917
EP	Port Huron	50	40	EP	Port Huron	367	312
ER	Warren	31	36	ER	Warren	96	137
EU	Utica/Clinton Township	36	34	EU	Utica/Clinton Township	364	198
EW	Wayne	18	36	EW	Wayne	103	301
K	Kendall	1,464	1,462	K	Kendall	14,920	15,121
M	Main Big Rapids	9,965	9,856	M	Main Big Rapids	126,879	124,383.5
MB	Big Rapids/CPTS	71	185	MB	Big Rapids/CPTS	13,230	13,049
MG	Greenville/Sidney	17	18	MG	Greenville/Sidney	48	48
MX	Concurrent Enrollment	n/a	115	MX	Concurrent Enrollment	n/a	316
NA	Alpena	9	7	NA	Alpena	0	0
NG	Gaylord	0	2	NG	Gaylord	0	0
NP	Petoskey	0	1	NP	Petoskey	0	0
NS	Scottville	27	33	NS	Scottville	45	117
NT	Traverse City	314	304	NT	Traverse City	1,680	1,998
OL	Online	830	896	OL	Online	0	0
OS	Study Away	0	0	OS	Study Away	63	0
WD	Dowagiac	86	99	WD	Dowagiac	288	267
WH	Holland	9	1	WH	Holland	0	0
WM	Muskegon	33	39	WM	Muskegon	197	173
TOTAL		14,533	14,707	TOTAL		168,457	167,183.5

Source: Office of Institutional Research & Testing

TOTAL FALL STUDENT HEADCOUNT COMPARED TO STUDENT FTE



<u>Fall Semester</u>	<u>Student Headcount</u>	<u>Student FTE</u>
2009	13,865	10,900
2010	14,381	11,095
2011	14,560	11,143
2012	14,533	11,258
2013	14,707	11,176

Source: Office of Institutional Research & Testing

COMPARATIVE FALL ENROLLMENT BY RACE/ETHNIC ORIGIN

	2012 TOTAL		2013 TOTAL		DIFFERENCE
AMERICAN INDIAN OR ALASKAN NATIVE	76	1%	83	1%	7
ASIAN	247	2%	224	2%	-23
BLACK OR AFRICAN AMERICAN	955	7%	1,005	7%	50
HISPANIC OR LATINO	452	3%	507	3%	55
INTERNATIONAL	322	2%	404	3%	82
NATIVE HAWAIIAN OR PACIFIC ISLANDER	7	0%	8	0%	1
TWO OR MORE RACES	327	2%	399	2%	72
WHITE	11,390	78%	11,486	78%	96
UNREPORTED	757	5%	591	4%	-166
TOTAL	14,533		14,707		174

The following definitions are used in determining racial/ethnic designations.

American Indian or Alaskan Native:

A person having origins in any of the original peoples of North and South America (including Central America), and who maintains cultural identification through tribal affiliation or community attachment.

Asian:

A person having origins in any of the original peoples of the Far East, Southeast Asia, or the Indian Subcontinent including, for example, Cambodia, China, India, Japan, Korea, Malaysia, Pakistan, the Philippine Islands, Thailand, and Vietnam.

Black or African American:

A person having origins in any of the black racial groups of Africa.

Hispanic or Latino:

A person of Cuban, Mexican, Puerto Rican, Central or South American, or other Spanish culture or origin, regardless of race.

International:

A person who is not a citizen of the United States, and who is in this country on a temporary basis and does not have a right to remain indefinitely.

Native Hawaiian or Pacific Islander:

A person having origins in any of the original peoples of Hawaii, Guam, Samoa, or other Pacific Island.

White:

A person having origins in any of the original peoples of Europe, the Middle East, or North Africa.

Source: Office of Institutional Research & Testing

ENROLLMENT

**ETHNIC DISTRIBUTION BY COLLEGE
FALL 2013**

<u>COLLEGE</u>	American Indian/ Native Alaskan	Asian	Black Or African American	Hispanic Or Latino	Int'l.	Native Hawaiian Or Pacific Islander	Two or More Races	White	Un- reported	Total
<u>Arts & Sciences</u>										
Female	4	18	85	35	15	0	35	852	28	1,072
Male	4	17	54	21	14	0	19	534	18	681
Total	8	35	139	56	29	0	54	1,386	46	1,753
<u>Business</u>										
Female	14	7	84	43	29	0	31	921	22	1,151
Male	8	24	121	41	47	1	34	1,293	57	1,626
Total	22	31	205	84	76	1	65	2,214	79	2,777
<u>Education</u>										
Female	5	5	195	52	10	1	44	818	26	1,156
Male	8	9	96	43	4	1	28	895	37	1,121
Total	13	14	291	95	14	2	72	1,713	63	2,277
<u>Engineering Tech.</u>										
Female	0	1	4	5	2	0	3	110	4	129
Male	7	28	56	55	119	2	37	1,587	43	1,934
Total	7	29	60	60	121	2	40	1,697	47	2,063
<u>Health Professions</u>										
Female	19	38	81	55	9	1	37	1,835	47	2,122
Male	3	5	28	11	9	0	16	310	6	388
Total	22	43	109	66	18	1	53	2,145	53	2,510
<u>Kendall</u>										
Female	2	17	21	49	29	2	24	790	72	1,006
Male	5	17	13	32	10	0	17	321	38	453
Total	7	34	34	81	39	2	41	1,111	110	1,459
<u>Optometry</u>										
Female	0	2	0	3	2	0	3	78	1	89
Male	0	1	1	6	3	0	2	47	1	61
Total	0	3	1	9	5	0	5	125	2	150
<u>Pharmacy</u>										
Female	1	9	5	9	10	0	2	209	66	311
Male	0	11	3	4	8	0	4	181	66	277
Total	1	20	8	13	18	0	6	390	132	588
<u>Professional & Tech.</u>										
Female	0	1	5	0	0	0	1	17	7	31
Male	0	1	5	1	0	0	0	18	3	28
Total	0	2	10	1	0	0	1	35	10	59
<u>University College</u>										
Female	2	11	89	29	15	0	38	403	36	623
Male	1	2	59	13	69	0	24	267	13	448
Total	3	13	148	42	84	0	62	670	49	1,071
<u>University Totals</u>										
Total Female	47	109	569	280	121	4	218	6,033	309	7,690
Total Male	36	115	436	227	283	4	181	5,453	282	7,017
Total	83	224	1,005	507	404	8	399	11,486	591	14,707

Source: Office of Institutional Research & Testing

FALL ENROLLMENT BY PROGRAM

ARTS & SCIENCES	2010/11			2011/12			2012/13			2013/14		
	ON	OFF	OL	ON	OFF	OL	ON	OFF	OL	ON	OFF	OL
BIOLOGY												
Biology BA	7			2			3			2		
Biology BS	95			89			104			65		
Biology/Environmental Biology BS	23			24			18			31		
Biology/Forensic Biology BS	72			62			60			40		
Biology/Pre-Dentistry BS	32			35			27			21		
Biology/Pre-Medicine BS	80			80			68			83		
Biology/Pre-Optometry BS	114			110			122			106		
Biology/Pre-Pharmacy BS										63		
Biology/Pre-Veterinary Medicine BS	21			12			19			25		
Biotechnology BS	41			37			34			41		
Ornamental Horticulture Technology AAS	14			9			0			0		
Pre-Physical Therapy BS	46			42			41			51		
Pre-Science AS	109			123			102			82		
<i>PROGRAM LOCATION TOTAL</i>	654	0	0	625	0	0	598	0	0	610	0	0
<i>DEPARTMENT TOTAL</i>	654			625			598			610		
HUMANITIES												
Applied Speech Communication AA	4			2			3			8		
Applied Speech Communication BS	23			24			34			45		
Communication BA	13			12			14			12		
History BA	29			26			27			20		
Sports Communication CERT										1		
<i>PROGRAM LOCATION TOTAL</i>	69	0	0	64	0	0	78	0	0	86	0	0
<i>DEPARTMENT TOTAL</i>	69			64			78			86		
LANGUAGES & LITERATURE												
English BA	25			35			25			24		
English Literature BA	2			0			0			0		
Journalism & Technical Communication BS	8			11			11			9		
Liberal Arts AA	18			28			14			16		
Pre-Arts AA	5			8			7			9		
Pre-Technical Communications AA	5			2			3			6		
Technical & Professional Communication BS	5	3		6	6		8	8		6	6	
<i>PROGRAM LOCATION TOTAL</i>	68	3	0	90	6	0	68	8	0	70	6	0
<i>DEPARTMENT TOTAL</i>	71			96			76			76		

ENROLLMENT

FALL ENROLLMENT BY PROGRAM

ARTS & SCIENCES	2010/11			2011/12			2012/13			2013/14		
	ON	OFF	OL	ON	OFF	OL	ON	OFF	OL	ON	OFF	OL
MATHEMATICS												
Applied Mathematics BS	14			18			14			11		
Applied Mathematics/Actuarial Science BS	20			19			25			31		
Applied Mathematics/Computer Science BS	6			7			5			9		
Applied Mathematics/Industrial BS										1		
Applied Mathematics/Operation Research BS	1			1			1			2		
Applied Mathematics/Statistics BS				1			0			0		
Mathematics BA	7			5			7			3		
Pre-Engineering AS	7			5			4			3		
<i>PROGRAM LOCATION TOTAL</i>	55	0	0	56	0	0	56	0	0	60	0	0
<i>DEPARTMENT TOTAL</i>	55			56			56			60		

PHYSICAL SCIENCES												
Biochemistry BA	7			14			9			6		
Chemistry BA	37			32			33			26		
Industrial Chemistry Technology AAS	3			4			1			1		
Pre-Mortuary Science AS	8			6			5			6		
Pre-Optometry AS	1			0			0			0		
Pre-Pharmacy AS	429			449			435			350		
<i>PROGRAM LOCATION TOTAL</i>	485	0	0	505	0	0	483	0	0	389	0	0
<i>DEPARTMENT TOTAL</i>	485			505			483			389		

SOCIAL SCIENCES												
Political Science BS	28			27			21			22		
Pre-Law AA	11			5			12			11		
Pre-Psychology AA	19			27			32			39		
Pre-Public Administration AA	3			2			2			4		
Pre-Social Work AA	18			21			29			34		
Psychology BS	120			134			134			123		
Public Administration BS	4			1			0			0		
Social Work BSW	118	67		124	50		137	53		129	62	
Sociology BA	8			8			9			9		
<i>PROGRAM LOCATION TOTAL</i>	329	67	0	349	50	0	376	53	0	371	62	0
<i>DEPARTMENT TOTAL</i>	396			399			429			433		

ARTS & SCIENCES												
Fast Track*	144	3		174	1		119	0		51	9	39
Integrative Studies BIS	67	10		51	8	5	57	10	27	51	9	39
Math/Science Technology Center	0			9			4					
Undeclared		0			13			5			0	
<i>PROGRAM LOCATION TOTAL</i>	211	13	0	234	22	5	180	15	27	51	9	39
<i>DEPARTMENT TOTAL</i>	224			261			222			99		

<i>COLLEGE LOCATION TOTAL</i>	1,871	83	0	1,923	78	5	1,839	76	27	1,637	77	39
<i>COLLEGE TOTAL</i>	1,954			2,006			1,942			1,753		

* Fast Track moved to University College in Fall 2013.

Source: Office of Institutional Research & Testing

FALL ENROLLMENT BY PROGRAM

BUSINESS	2010/11			2011/12			2012/13			2013/14		
	ON	OFF	OL	ON	OFF	OL	ON	OFF	OL	ON	OFF	OL
ACCOUNTING, FINANCE, & INFORMATION SYSTEMS												
Accountancy AAS	22			22			22			25		
Accountancy BS	5	80		7	55		7	21		16	2	
Accountancy/Computer Info Systems BS	8			8			5			11		
Accountancy/Finance BS	22			34			38			26		
Accountancy/Professionally Directed BS	1			10			21			15		
Accountancy/Public Accounting BS	87			68	33		54	62		55	74	
Advanced Studies Project Mgmt CERT							1			1		
Computer Information Systems AAS	27			18			13			13		
Computer Information Systems BS	70	55		61	56		60	44		68	46	
Computer Information Technology BS	11	14		20	28		36	39		42	51	
Finance BS	25			29			28			37		
Finance/Corporate Accounting BS	16			7			4			1		
Finance/Investment BS	10			9			11			3		
Finance/Real Estate BS	1			0			1			0		
Homeland Security Digital/Forensics CERT		1			0			0			2	
Information Security & Intelligence BS	13	83		36	80		46	93		54	83	
Information Security & Intelligence MISI							11			34		
Master of Information Systems Management	41			23			20			2		
Project Management CERT				1			1			0		2
PROGRAM LOCATION TOTAL	359	233	0	353	252	0	379	259	0	403	258	2
DEPARTMENT TOTAL	592			605			638			663		

MANAGEMENT												
Advanced Study Mgt Tools CERT	1			1			2			2		
Advanced Study Design/Innovation CERT	3			5			3			5		
Business Admin w/ Professional Tracks BS	30	88		32	103		27	103	3	25	106	14
Business Administration BS	203	262		207	289		200	266	11	219	262	28
Business Administration w/ Legal Studies BS	25			28			30			24		
Business Administration/Aviation BS		4			5			7			5	
General Business AAS	47			35			63			85		
Human Resource Management BS	29			29	5		27	3		17	7	
Human Resource Management CERT		1			0			2			0	
Insurance & Risk Management BS										3		
Lean Systems CERT										1		
Legal Studies AAS	10			11			11			10		
Management BS	15			5			4					
Master of Business Administration	105	0	0	67	1	23	55	1	44	43	0	44
Operations & Supply Management BS	11			11			19			22		
Pre-Business AAS	99			101			73			52		
Small Business & Entrepreneurship BS	2			0			0			0		
Small Business Management CERT							1			0		
Supervision CERT										1		
PROGRAM LOCATION TOTAL	580	355	0	532	403	23	515	382	58	509	380	86
DEPARTMENT TOTAL	935			958			955			975		

ENROLLMENT

FALL ENROLLMENT BY PROGRAM

BUSINESS	2010/11			2011/12			2012/13			2013/14		
	ON	OFF	OL	ON	OFF	OL	ON	OFF	OL	ON	OFF	OL
MARKETING												
Advertising BS	27			11			2			1		
Advertising/Integrative Marketing Comm BS	41			51			47			55		
Business Data Analytics BS	1			2			0			3		
Direct Marketing CERT				1			0			0		
E-Commerce CERT									1			1
Graphic Communication AAS							9			19		
Graphic Design AAS	132			108			98			98		
Graphic Design BS	45			46			37			38		
Graphic Media Management BS							11			25		
Marketing AAS										2		
Marketing BS	118			116			126			123		
Pre-Marketing							35			52		
Public Relations BS	39			44			48			39		
<i>PROGRAM LOCATION TOTAL</i>	403	0	0	379	0	0	413	0	1	455	0	1
<i>DEPARTMENT TOTAL</i>	403			379			414			456		

SPORTS, ENTERTAINMENT, & HOSPITALITY MANAGEMENT												
Dietary & Food Service Management AAS				4			10			6		
Culinary Mgmt CERT							1			1		
Hotel Management BS	11			6			7			12	11	
Hotel Mgmt/Restaurant & Food Ind. Mgmt BS	55			40	1		43	1		33	8	
Marketing/Professional Golf Mgmt BS				1			0			0		
Marketing/Professional Tennis BS	40			29			11			1		
Music Industry Management BS	200			201			203			194		
Pre-Hospitality AAS										3		
Pre-Music Industry Management AAS	29			28			12			18		
Pre-Professional Golf Management BS	15			17			14			16		
Pre-Professional Tennis Mgmt AAS	15			19			18			11		
Professional Golf Management BS	228			229			236			224		
Professional Tennis Management BS	2			17			33			45		
Resort Management BS	82			77			75			59		
Restaurant & Food Industry Mgmt AAS	22			14			28			40		
<i>PROGRAM LOCATION TOTAL</i>	699	0	0	682	1	0	691	1	0	663	19	0
<i>DEPARTMENT TOTAL</i>	699			683			692			682		

BUSINESS												
Undeclared		11			9			1			1	
<i>PROGRAM LOCATION TOTAL</i>	0	11	0	0	9	0	0	1	0	0	1	0
<i>DEPARTMENT TOTAL</i>	11			9			1			1		

<i>COLLEGE LOCATION TOTAL</i>	2,041	599	0	1,946	665	23	1,998	643	59	2,030	658	89
<i>COLLEGE TOTAL</i>	2,640			2,634			2,700			2,777		

Source: Office of Institutional Research & Testing

FALL ENROLLMENT BY PROGRAM

EDUCATION & HUMAN SERVICES	2010/11			2011/12			2012/13			2013/14		
	ON	OFF	OL	ON	OFF	OL	ON	OFF	OL	ON	OFF	OL
LEISURE STUDIES & WELLNESS												
Recreation Leadership & Management BS	76			73			41			15		
<i>PROGRAM LOCATION TOTAL</i>	76	0	0	73	0	0	41	0	0	15	0	0
<i>DEPARTMENT TOTAL</i>	76			73			41			15		

SCHOOL OF CRIMINAL JUSTICE												
Criminal Justice BS	189	506		248	568		258	590		2		
Criminal Justice Corrections BS										36		
Criminal Justice Generalist BS										96	592	
Criminal Justice Law Enforcement BS										115		
Master of Criminal Justice Administration	32	39		28	42		35	27		21	27	
Pre-Criminal Justice AA	346			347			367			373		
<i>PROGRAM LOCATION TOTAL</i>	567	545	0	623	610	0	660	617	0	643	619	0
<i>DEPARTMENT TOTAL</i>	1,112			1,233			1,277			1,262		

SCHOOL OF EDUCATION												
Adv. Studies Total Quality Mgmt CERT	1			0			0			0		
Biology Education BS	28	1		23	0		15	2		12	3	
Business Education BS	1			2			0					
Busn Mgmt Mktg Tech Teaching BS							4			1		
Career & Technical Education MS	35	36		28	28		25	21		21	18	
Certification CERT				12	35		13	20		5	16	
Certification Elementary Education CERT					1		1	6		2	5	
Certification Graduate CERT	1			0	1		4	0		0	0	
Chemistry Education BS	1	1		3	0		3	0		5	0	
Curriculum & Instruction M.Ed.	56	53		47	37		60	33		36	27	
Early Childhood Education AAS	18			18			23			21		
Early Childhood Education BS	39	41		38	52		42	50		45	47	
Educational Leadership MS							1			3		
Elementary Education BS	161	132		161	138		153	124		124	115	
English Education BS	31	7		24	4		23	1		24	1	
Geography Education BS				1			0			0		
History Education BS	41	0		41	1		33	2		27	2	
Marketing Education BS				1			0			0		
Mathematics Education BS	46	8		48	9		30	8		28	5	
Political Science Education BS	2			1			2			0		
Pre-Teaching Elementary AA	14			13			21			26		
Pre-Teaching Secondary AA	32			36			31			30		
Pro-Mo-TEd-Technical Education	3		22	0		21	0		11	0		7
Social Studies BS	30	5		30	4		36	4		35	5	
Social Studies/Elementary BS	1			0			0			0		
Teacher Certification CERT	19	33		0	0		0	0		0	0	
Technical Education BS	8	5	0	6	2	1	3	1	0	3	4	0
<i>PROGRAM LOCATION TOTAL</i>	568	322	22	533	312	22	523	272	11	448	248	7
<i>DEPARTMENT TOTAL</i>	912			867			806			703		

ENROLLMENT

FALL ENROLLMENT BY PROGRAM

EDUCATION & HUMAN SERVICES	2010/11			2011/12			2012/13			2013/14		
	ON	OFF	OL	ON	OFF	OL	ON	OFF	OL	ON	OFF	OL
TELEVISION AND DIGITAL MEDIA PRODUCTION												
Television & Digital Media Production BS	97			89			92			86		
Digital Animation & Game Design BAS*										164		
Digital Media Software Engineering BAS*										29		
<i>PROGRAM LOCATION TOTAL</i>	97	0	0	89	0	0	92	0	0	86	193	0
<i>DEPARTMENT TOTAL</i>	97			89			92			279		
EDUCATION & HUMAN SERVICES												
Art Education CERT for BFA	4			4			3			3		
Undeclared Undergraduate		1			2			0			0	
Undeclared Graduate	23	7		20	6		12	7		11	4	
<i>PROGRAM LOCATION TOTAL</i>	27	8	0	24	8	0	15	7	0	14	4	0
<i>DEPARTMENT TOTAL</i>	35			32			22			18		
<i>COLLEGE LOCATION TOTAL</i>	1,335	875	22	1,342	930	22	1,331	896	11	1,206	1,064	7
<i>COLLEGE TOTAL</i>	2,232			2,294			2,238			2,277		

* Moved from Professional and Technological Studies Fall 2013.

Source: Office of Institutional Research & Testing

FALL ENROLLMENT BY PROGRAM

ENGINEERING TECHNOLOGY	2010/11			2011/12			2012/13			2013/14		
	ON	OFF	OL	ON	OFF	OL	ON	OFF	OL	ON	OFF	OL
ARCHITECTURAL TECHNOLOGY & FACILITY MANAGEMENT												
Architectural Technology AAS	42			70			67			62		
Architecture & Sustainability BS				11			22			29		
Facilities Management BS	54			44			32			29		
Facilities Management CERT	1		15	0		11	0		7	0		6
Pre-Architectural Sustainability BS				2			3			1		
Pre-Architectural Technology AAS	9			4			6			5		
Pre-Facilities Management BS	5			6			6			2		
<i>PROGRAM LOCATION TOTAL</i>	111	0	15	137	0	11	136	0	7	128	0	6
<i>DEPARTMENT TOTAL</i>	126			148			143			134		
AUTOMOTIVE												
Automotive & Heavy Equipment Mgmt BS	1	8		0	2		0	0		0	0	
Automotive Engineering Technology BS	172			158			157			182		
Automotive Management BS	41	14		51	12		53	12		44	16	2
Automotive Management (2+2) BS										1		
Automotive Service Technology AAS	35			35			39			26		
Pre-Automotive Engineering Technology BS	6			7			9			16		
Pre-Automotive Management AAS				2			0			5		
Pre-Automotive Service Technology AAS	7			11			11			14		
<i>PROGRAM LOCATION TOTAL</i>	262	22	0	264	14	0	269	12	0	288	16	2
<i>DEPARTMENT TOTAL</i>	284			278			281			306		
CONSTRUCTION TECHNOLOGY & MANAGEMENT												
Advanced Construction Management CERT		1			1			1			1	
Building Construction Technology AAS	23	5		17	0		13	0		15	0	
Civil Engineering Technology AAS	21			21			9			9		
Construction Administration CERT											1	
Construction Management BS	203	24		186	18		166	19		162	29	
Pre-Building Construction Technology AAS	4			6			6			5		
Pre-Civil Engineering Technology AAS	1			1			1			0		
Pre-Construction Management BS	7			3			5			1		
<i>PROGRAM LOCATION TOTAL</i>	259	30	0	234	19	0	200	20	0	192	31	0
<i>DEPARTMENT TOTAL</i>	289			253			220			223		
ELECTRONICS/CNS												
Computer Networks & Systems BS	68			61			45			39		
Electrical/Electronics Engineering Tech BS	29			28			29			37		
Industrial Electronics Technology AAS	42			42			35			52		
Pre-Computer Networks & Systems BS	3			5			5			3		
Pre-Electrical/Electronics Eng Tech BS				1			2			8		
Pre-Industrial Electronics Technology AAS	5			6			5			9		
<i>PROGRAM LOCATION TOTAL</i>	147	0	0	143	0	0	121	0	0	148	0	0
<i>DEPARTMENT TOTAL</i>	147			143			121			148		
ENERGY SYSTEMS												
Energy Systems Engineering BS	4			12			16			18		
Pre-Energy Systems Engineering BS				1			5			4		
<i>PROGRAM LOCATION TOTAL</i>	4	0	0	13	0	0	21	0	0	22	0	0
<i>DEPARTMENT TOTAL</i>	4			13			21			22		

ENROLLMENT

FALL ENROLLMENT BY PROGRAM

ENGINEERING TECHNOLOGY	2010/11			2011/12			2012/13			2013/14		
	ON	OFF	OL	ON	OFF	OL	ON	OFF	OL	ON	OFF	OL
HEAVY EQUIPMENT												
Heavy Equipment Service Engineering BS	35			29			34			37		
Pre-Heavy Equipment Service Eng. Tech BS							1			1		
Heavy Equipment Technology AAS	66			85			74			61		
Pre-Heavy Equipment Technology AAS	2			4			2			6		
<i>PROGRAM LOCATION TOTAL</i>	103	0	0	118	0	0	111	0	0	105	0	0
<i>DEPARTMENT TOTAL</i>	103			118			111			105		

HVACR												
HVACR Engineering Technology BS	80		73	73		83	74		69	80		73
HVACR Eng. Tech. & Energy Mgmt. BS										4		
HVACR Technology AAS	65			60			65			60		
Pre-HVACR Engineering Technology BS	5			3			5			1		
Pre-HVACR Technology AAS	8			13			7			6		
<i>PROGRAM LOCATION TOTAL</i>	158	0	73	149	0	83	151	0	69	151	0	73
<i>DEPARTMENT TOTAL</i>	231			232			220			224		

MANUFACTURING ENGINEERING TECHNOLOGY												
Industrial Technology & Mgmt BAS*											53	
Manufacturing Engineering Technology BS	29	43		32	37		26	45		22	51	
Manufacturing Technology AAS				4			4			0		
Manufacturing Tooling Technology AAS	26			19			30			39		
Pre-Manufacturing Engineering BS	3			1			2			7		
Pre-Manufacturing Tooling Technology AAS	2			2			0			3		
Quality Engineering Technology BS		10			20			16			11	
Quality Technology CERT		0			1			0			0	
<i>PROGRAM LOCATION TOTAL</i>	60	53	0	58	58	0	62	61	0	71	115	0
<i>DEPARTMENT TOTAL</i>	113			116			123			186		

MECHANICAL DESIGN												
CAD Drafting & Tool Design Technology AAS	41			44			41			36		
Mechanical Engineering Technology AAS	65			76			101			114		
Mechanical Engineering Technology BS	46			28			41			48		
Pre-CAD Drafting & Tool Design AAS	0			3			4			2		
Pre-Mechanical Engineering Tech. AAS	6			11			10			11		
Pre-Mechanical Engineering Technology BS	4			4			7			9		
Pre-Product Design Engineering BS	3			4			4			3		
Product Design Engineering Technology BS	32	20		37	21		32	16		27	23	
<i>PROGRAM LOCATION TOTAL</i>	197	20	0	207	21	0	240	16	0	250	23	0
<i>DEPARTMENT TOTAL</i>	217			228			256			273		

* Moved from Professional and Technological Studies Fall 2013.

FALL ENROLLMENT BY PROGRAM

ENGINEERING TECHNOLOGY	2010/11			2011/12			2012/13			2013/14		
	ON	OFF	OL	ON	OFF	OL	ON	OFF	OL	ON	OFF	OL
PLASTICS & RUBBER												
Plastics Engineering Technology BS	43			47			33			43		
Plastics Technology AAS	49			52			70			4		
Plastics/Polymer Eng Tech AAS										93		
Pre-Plastics Engineering Technology BS	7			4			5			2		
Pre-Plastics Engineering Technology AAS	3			2			1			0		
Pre-Plastics Polymer Engineering Tech. AAS										8		
Pre-Rubber Engineering Technology BS	3			2			2			1		
Pre-Rubber Technology AAS	2			1			1			2		
Rubber Engineering Technology BS	6			4			4			6		
Rubber Technology AAS	5			6			2			1		
<i>PROGRAM LOCATION TOTAL</i>	118	0	0	118	0	0	118	0	0	160	0	0
<i>DEPARTMENT TOTAL</i>	118			118			118			160		
PRINTING & IMAGING TECHNOLOGY MANAGEMENT												
New Media Printing & Publishing BS	13			15			7			3		
Pre-Printing & Digital Graphic AAS				2			0			0		
Printing & Digital Graphic Imaging Tech AAS	26			27			14			1		
Printing Management BS	15			18			10			4		
<i>PROGRAM LOCATION TOTAL</i>	54	0	0	62	0	0	31	0	0	8	0	0
<i>DEPARTMENT TOTAL</i>	54			62			31			8		
SURVEYING												
Geographic Information CERT						4	1		2	0		0
Pre-Surveying Engineering BS				2			1			0		
Pre-Surveying Technology AAS	2			1			0			1		
Surveying Engineering BS	57			42			38			46		
Surveying Technology AAS	17			15			14			11		
<i>PROGRAM LOCATION TOTAL</i>	76	0	0	60	0	4	54	0	2	58	0	0
<i>DEPARTMENT TOTAL</i>	76			64			56			58		
WELDING ENGINEERING TECHNOLOGY												
Pre-Welding Engineering Technology BS	1			3			4			3		
Pre-Welding Technology AAS	7			14			25			29		
Welding Engineering Technology BS	71			61			88			98		
Welding Technology AAS	116			108			97			86		
<i>PROGRAM LOCATION TOTAL</i>	195	0	0	186	0	0	214	0	0	216	0	0
<i>DEPARTMENT TOTAL</i>	195			186			214			216		
ENGINEERING TECHNOLOGY												
Undeclared Undergraduate		0	1		0	0		0	0		0	0
<i>PROGRAM LOCATION TOTAL</i>	0	0	1	0	0	0	0	0	0	0	0	0
<i>DEPARTMENT TOTAL</i>	1			0			0			0		
<i>COLLEGE LOCATION TOTAL</i>	1,744	125	89	1,749	112	98	1,728	109	78	1,797	185	81
<i>COLLEGE TOTAL</i>	1,958			1,959			1,915			2,063		

Source: Office of Institutional Research & Testing

ENROLLMENT

FALL ENROLLMENT BY PROGRAM

HEALTH PROFESSIONS

	2010/11			2011/12			2012/13			2013/14		
	ON	OFF	OL	ON	OFF	OL	ON	OFF	OL	ON	OFF	OL
CLINICAL LAB, RESPIRATORY CARE, & HEALTH ADMINISTRATION												
Coding/Reimbursement Specialist CERT	2	10		1	6		0	0		0	0	
Gerontology CERT												1
Health Care Systems Administration BS	282	90		262	78		263	67		240	66	
Health Information Management BS	23	17		30	22		61	22	5	55	18	16
Health Information Technology AAS	62	63		40	55		37	44		41	28	
Medical Laboratory Science BS										19		
Medical Laboratory Technology AAS	7			2			4			1		
Medical Record Technology AAS	1			0			0			0		
Medical Technology BS	48			43			42			20		
Molecular Diagnostics BS				6			23			31		
Pre-Health Care Systems Administration BS	8			0			0			0		
Pre-Health Information Management BS	2			0			0			0		
Pre-Health Information Technology AAS	5			1			0			0		
Pre-Medical Laboratory Science BS										4		
Pre-Medical Laboratory Technology AAS	20			11			11			8		
Pre-Medical Technology AAS	4			1			2			3		
Pre-Medical Technology BS	38			23			19			20		
Pre-Molecular Diagnostics BS	5			16			21			10		
Pre-Respiratory Care AAS	34	10		17	0		19	0		32	0	
Respiratory Care AAS	34	96		39	46		37	13		30	13	
<i>PROGRAM LOCATION TOTAL</i>	575	286	0	492	207	0	539	146	5	514	125	17
<i>DEPARTMENT TOTAL</i>	861			699			690			656		

DENTAL HYGIENE & MEDICAL IMAGING												
Allied Health Science AAS	48			66			69			80		
Allied Health Science BS	5			42		66	60		78	105		78
Dental Hygiene AAS	69			74			70			67		
Dental Hygiene BS			70			55			45	1		39
Diagnostic Medical Sonography AAS	28			19			21			24		
Nuclear Medicine Technology BS	77	48	25	77	47	24	76	37	10	67	31	11
Pre-Dental Hygiene AAS	160			157			139			128		
Pre-Diagnostic Medical Sonography AAS	70			98			96			66		
Pre-Nuclear Medicine AAS	5			0			0			0		
Pre-Nuclear Medicine BS	40	1		34	2		25	1		20	1	
Pre-Radiography AAS	121			100			94			75		
Radiography AAS	60			62			60			46		
<i>PROGRAM LOCATION TOTAL</i>	683	49	95	729	49	145	710	38	133	679	32	128
<i>DEPARTMENT TOTAL</i>	827			923			881			839		

FALL ENROLLMENT BY PROGRAM

HEALTH PROFESSIONS	2010/11			2011/12			2012/13			2013/14		
	ON	OFF	OL	ON	OFF	OL	ON	OFF	OL	ON	OFF	OL
SCHOOL OF NURSING												
Master of Science in Nursing MSN	0	0	70	2	0	85	1	0	97	0	0	104
Nursing BS	5	98	346	0	57	415	0	52	418	0	49	428
Nursing (accelerated track) BS	17			20			26			23		
Nursing BSN	126			110			101			113		
Pre-Nursing AAS	1			1			0			0		
Pre-Nursing BS	304			374			366			295		
<i>PROGRAM LOCATION TOTAL</i>	453	98	416	507	57	500	494	52	515	431	49	532
<i>DEPARTMENT TOTAL</i>	967			1,064			1,061			1,012		
ALLIED HEALTH SCIENCES												
Undeclared Graduate		0		2	0		0	0		0	0	
Undeclared Undergraduate	0	0		0	28		0	0	2	0	0	3
<i>PROGRAM LOCATION TOTAL</i>	0	0	0	2	28	0	0	0	2	0	0	3
<i>DEPARTMENT TOTAL</i>	0			30			2			3		
<i>COLLEGE LOCATION TOTAL</i>	1,711	433	511	1,730	341	645	1,743	236	655	1,624	206	680
<i>COLLEGE TOTAL</i>	2,655			2,716			2,634			2,510		

Source: Office of Institutional Research & Testing

FALL ENROLLMENT BY PROGRAM

KENDALL	2010/11			2011/12			2012/13			2013/14		
	KEN	OFF	OL	KEN	OFF	OL	KEN	OFF	OL	KEN	OFF	OL
DESIGN STUDIES												
Collaborative Design BFA							7			17		
Digital Media 2D Animation BFA	4			1			0			0		
Digital Media 3D Animation BFA	4			0			0			0		
Digital Media BFA	94			108			116			114		
Digital Media Digital Illustration BFA	27			9			3			1		
Digital Media Interactive Design BFA	2			2			1			0		
Digital Media Motion Graphics BFA	2			0			0			0		
Furniture Design BFA	34			34			32			30		
Graphic Design BFA	239			237			233			236		
Illustration BFA	206			210			223			223		
Industrial Design BFA	75			80			69			74		
Interior Design BFA	163			135			122			94		
Medical Illustration BFA							19			44		
Metals/Jewelry Design BFA	16			10			14			13		
Special Program NDSP										6		
PROGRAM LOCATION TOTAL	866	0	0	826	0	0	839	0	0	852	0	0
DEPARTMENT TOTAL	866			826			839			852		

FINE ARTS/FOUNDATION												
Art Education BFA	70			61			61			68		
Drawing BFA	40			45			52			35		
Drawing With Printmaking Focus BFA										10		
Fashion Studies BFA	1			10			22			39		
Fine Arts Drawing MFA	9			10			6			4		
Fine Arts Painting BFA	5			2			0			26		
Fine Arts Painting MFA	19			21			23			23		
Fine Arts Photography BFA	1			0			0			82		
Fine Arts Photography MFA	6			9			8			5		
Fine Arts Printmaking BFA	15			5			2			5		
Fine Arts Printmaking MFA	2			3			3			6		
Fine Arts Sculpture BFA	1			0			0			18		
Fine Arts Undecided BFA	0			0			0			13		
Painting BFA	48			35			30			0		
Photography BFA	94			97			88			0		
Sculpture/Functional Art BFA	22			24			22			0		
PROGRAM LOCATION TOTAL	333	0	0	322	0	0	317	0	0	334	0	0
DEPARTMENT TOTAL	333			322			317			334		

LIBERAL ARTS & SCIENCES												
Art History BS	19			19			19			18		
Master of Art Education	8			6			3			0		
PROGRAM LOCATION TOTAL	27	0	0	25	0	0	22	0	0	18	0	0
DEPARTMENT TOTAL	27			25			22			18		

KENDALL												
Fast Track	177			204			257			255		
Non-Degree Special Program	3			10			10			0		
Undecided BFA	13			27			16			0		
PROGRAM LOCATION TOTAL	193	0	0	241	0	0	283	0	0	255	0	0
DEPARTMENT TOTAL	193			241			283			255		

COLLEGE LOCATION TOTAL	1,419	0	0	1,414	0	0	1,461	0	0	1,459	0	0
COLLEGE TOTAL	1,419			1,414			1,461			1,459		

Source: Office of Institutional Research & Testing

FALL ENROLLMENT BY PROGRAM

OPTOMETRY	2010/11			2011/12			2012/13			2013/14		
	ON	OFF	OL	ON	OFF	OL	ON	OFF	OL	ON	OFF	OL
OPTOMETRY												
Optometry OD	143			145			147			150		
<i>PROGRAM LOCATION TOTAL</i>	143	0	0	145	0	0	147	0	0	150	0	0
<i>DEPARTMENT TOTAL</i>	143			145			147			150		
<i>COLLEGE LOCATION TOTAL</i>	143	0	0	145	0	0	147	0	0	150	0	0
<i>COLLEGE TOTAL</i>	143			145			147			150		

FALL ENROLLMENT BY PROGRAM

PHARMACY	2010/11			2011/12			2012/13			2013/14		
	ON	OFF	OL	ON	OFF	OL	ON	OFF	OL	ON	OFF	OL
PHARMACY												
Pharmacy PD	529			529			562			588		
<i>PROGRAM LOCATION TOTAL</i>	529	0	0	529	0	0	562	0	0	588	0	0
<i>DEPARTMENT TOTAL</i>	529			529			562			588		
<i>COLLEGE LOCATION TOTAL</i>	529	0	0	529	0	0	562	0	0	588	0	0
<i>COLLEGE TOTAL</i>	529			529			562			588		

FALL ENROLLMENT BY PROGRAM

PROFESSIONAL & TECHNOLOGICAL STUDIES	2010/11			2011/12			2012/13			2013/14		
	ON	OFF	OL	ON	OFF	OL	ON	OFF	OL	ON	OFF	OL
COLLEGE OF PROFESSIONAL & TECHNOLOGICAL STUDIES												
Digital Animation & Game Design BAS*		169			173			171				
Community College Leadership EDD	28			41			60			59		
Digital Media Software Engineering BAS*		16			15			19				
Fast Track		32			0			0				
Industrial Technology & Mgmt BAS**		77			68			53				
Undeclared		0			0			0				
<i>PROGRAM LOCATION TOTAL</i>	28	294	0	41	256	0	60	243	0	59	0	0
<i>DEPARTMENT TOTAL</i>	322			297			303			59		
<i>COLLEGE LOCATION TOTAL</i>	28	294	0	41	256	0	60	243	0	59	0	0
<i>COLLEGE TOTAL</i>	322			297			303			59		

* Moved to College of Education and Human Services, TDMP Fall 2013.

** Moved to College of Engineering Technology, MFGE Fall 2013.

Source: Office of Institutional Research & Testing

ENROLLMENT

FALL ENROLLMENT BY PROGRAM

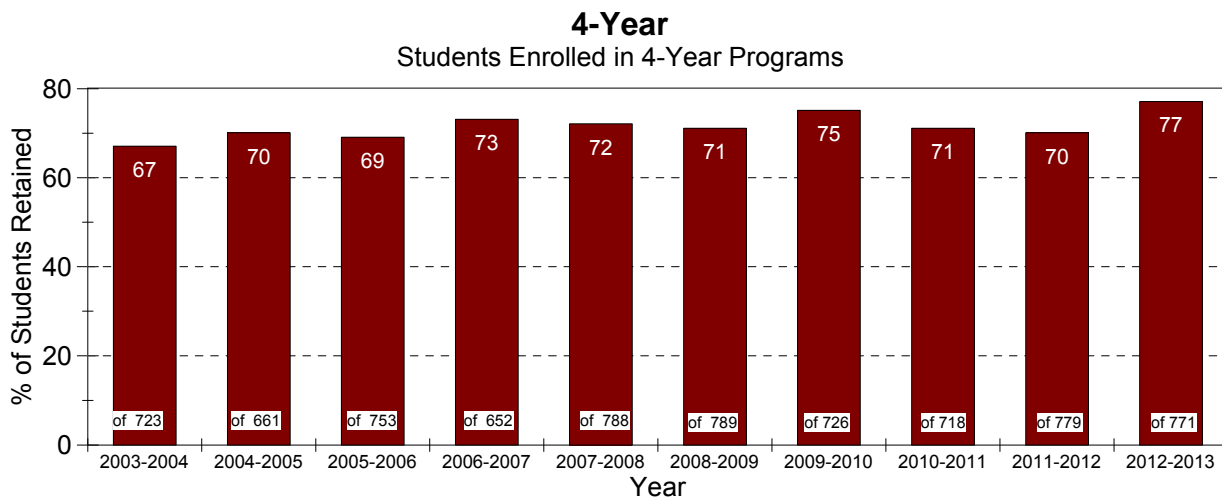
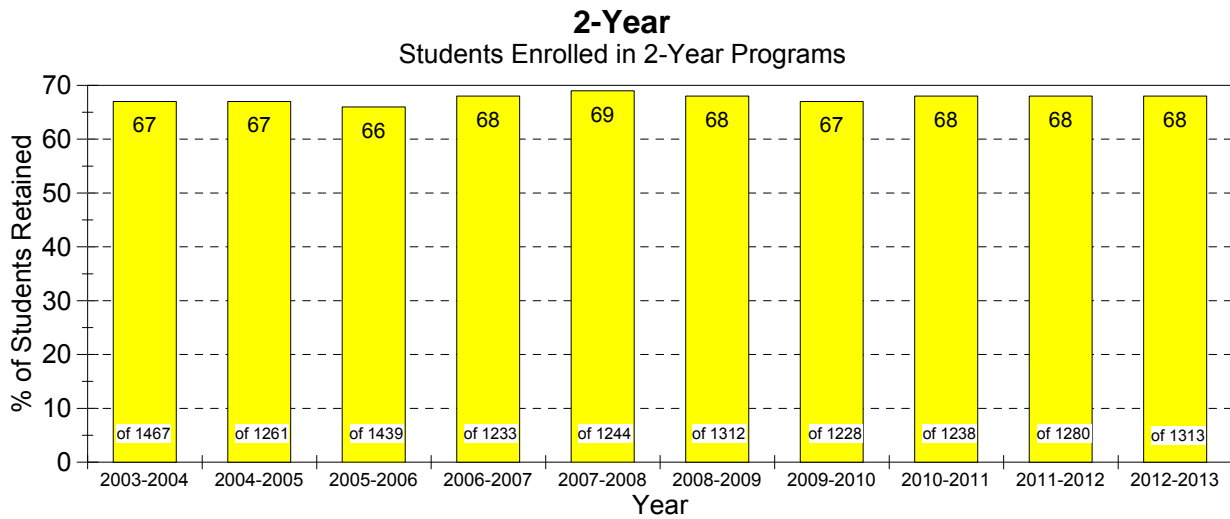
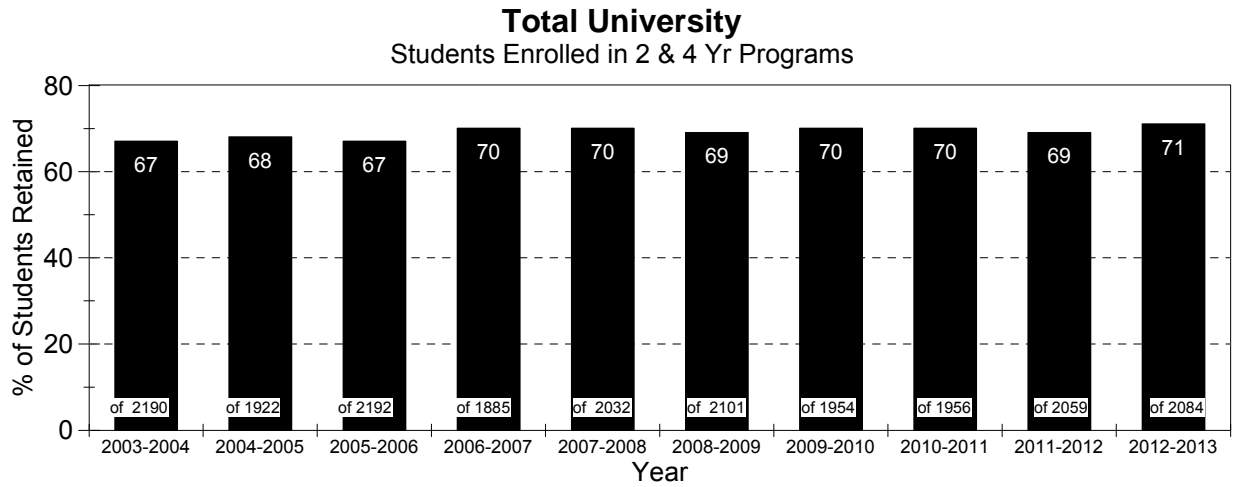
UNIVERSITY COLLEGE	2010/11			2011/12			2012/13			2013/14		
	ON	OFF	OL	ON	OFF	OL	ON	OFF	OL	ON	OFF	OL
DEVELOPMENTAL PROGRAM & CURRICULUM												
Career Exploration AA	63			92			111			105		
Directed Studies AA	41			54			47			39		
General Studies AA	297			281			311			392		
Intensive English Language Program	8			46			85			83		
University College Program AA	68			35			36			0		
<i>PROGRAM LOCATION TOTAL</i>	477	0	0	508	0	0	590	0	0	619	0	0
<i>DEPARTMENT TOTAL</i>	477			508			590			619		
UNIVERSITY COLLEGE												
Fast Track NDUG*										416	3	
Non-Degree Undergraduate	52			57			41			33		
<i>PROGRAM LOCATION TOTAL</i>	52	0	0	57	0	0	41	0	0	449	3	0
<i>DEPARTMENT TOTAL</i>	52			57			41			452		
<i>COLLEGE LOCATION TOTAL</i>	529	0	0	565	0	0	631	0	0	1,068	3	0
<i>COLLEGE TOTAL</i>	529			565			631			1,071		

*Moved from College of Arts and Sciences in Fall 2013.

Note: The College of Allied Health is now reported under the College of Health Professions as of Fall 2013.

Source: Office of Institutional Research & Testing

FALL TO FALL FIRST-YEAR RETENTION RATES (Full-Time FTIACS)



Source: Office of Institutional Research & Testing

GRADUATION RATES
Percent of Full-Time FTIAC (First Time in Any College) Students
Graduating Within 2 to 6 Years

All Two and Four Year Degree Programs

Entering <u>Term</u>	# of <u>FTIAC's</u>	2 Yr <u>Grad Rate %</u>	3 Yr <u>Grad Rate %</u>	4 Yr <u>Grad Rate %</u>	5 Yr <u>Grad Rate %</u>	6 Yr <u>Grad Rate %</u>
2002	2030	8	16	30	41	46
2003	2190	8	18	31	44	49
2004	1917	9	19	34	46	51
2005	2188	6	14	28	42	48
2006	1895	7	15	32	46	52
2007	2032	7	15	29	43	49
2008	2101	6	13	29	42	
2009	1954	6	11	25		
2010	1956	6	12			
2011	2059	7				

Two Year Degree Programs

Entering <u>Term</u>	# of <u>FTIAC's</u>	2 Yr <u>Grad Rate %</u>	3 Yr <u>Grad Rate %</u>	4 Yr <u>Grad Rate %</u>	5 Yr <u>Grad Rate %</u>	6 Yr <u>Grad Rate %</u>
2002	1373	12	22	32	40	46
2003	1467	11	24	34	44	49
2004	1260	13	25	38	45	51
2005	1437	9	19	32	43	49
2006	1239	9	19	33	43	50
2007	1244	10	20	30	40	47
2008	1312	9	18	30	40	
2009	1228	8	15	27		
2010	1238	9	17			
2011	1280	11				

Four Year Degree Programs

Entering <u>Term</u>	# of <u>FTIAC's</u>	2 Yr <u>Grad Rate %</u>	3 Yr <u>Grad Rate %</u>	4 Yr <u>Grad Rate %</u>	5 Yr <u>Grad Rate %</u>	6 Yr <u>Grad Rate %</u>
2002	657	0	3	25	42	46
2003	723	1	6	23	44	49
2004	657	2	7	25	46	52
2005	751	2	6	22	41	47
2006	656	2	7	30	52	56
2007	788	1	6	27	47	54
2008	789	1	5	26	44	
2009	726	1	4	23		
2010	718	1	3			
2011	779	1				

Source: Office of Institutional Research & Testing

**PERCENT OF FULL-TIME FTIAC FALL TO FALL RETENTION
FALL 2003 - 04 to FALL 2012 - 13**

	Fall 03-04	Fall 04-05	Fall 05-06	Fall 06-07	Fall 07-08	Fall 08-09	Fall 09-10	Fall 10-11	Fall 11-12	Fall 12-13
FULL-TIME BACHELOR STUDENTS	67%	70%	69%	73%	72%	71%	75%	71%	70%	77%
FULL-TIME ASSOCIATE STUDENTS	67%	67%	66%	68%	69%	68%	67%	68%	68%	68%
TOTAL STUDENTS	67%	68%	67%	70%	70%	69%	70%	70%	69%	71%

**FALL TO SPRING/FALL TO FALL RETENTION
FALL 2008 - 2012 COHORTS**

All Degree Seeking FTIACS by College

College	Fall 2008 FTIACS			Fall 2009 FTIACS			Fall 2010 FTIACS			Fall 2011 FTIACS			Fall 2012 FTIACS		
	FTIACS	% Ret	% Ret	FTIACS	% Ret	% Ret	FTIACS	% Ret	% Ret	FTIACS	% Ret	% Ret	FTIACS	% Ret	% Ret
ARTS & SCIENCES	437	93%	71%	423	91%	76%	474	93%	74%	534	91%	70%	442	94%	76%
BUSINESS	382	87%	60%	331	88%	66%	313	88%	66%	328	88%	68%	363	89%	67%
ED. & HUMAN SVCS	204	89%	64%	220	85%	63%	215	90%	67%	205	87%	67%	226	88%	63%
ENG. TECHNOLOGY	308	92%	79%	246	88%	82%	265	93%	81%	297	91%	77%	278	91%	81%
HEALTH PROFESSIONS	269	89%	75%	255	92%	72%	248	91%	70%	273	89%	69%	279	85%	70%
KENDALL COLLEGE	177	92%	74%	186	87%	75%	157	89%	73%	156	92%	76%	189	93%	86%
PROFESSIONAL & TECH.	25	84%	68%	14	86%	71%	35	94%	66%	21	86%	57%	29	72%	62%
UNIVERSITY COLLEGE	337	75%	54%	328	74%	52%	307	79%	51%	297	76%	52%	329	75%	56%
FSU Total	2,139	88%	68%	2,003	87%	69%	2,014	89%	69%	2,111	88%	68%	2,135	88%	71%

Source: Office of Institutional Research & Testing

AVERAGE HIGH SCHOOL GPA & ACT SCORES

**FTIAC Students (First Time In Any College)
2006 to 2013**

	<u>2006</u>	<u>2007</u>	<u>2008</u>	<u>2009</u>	<u>2010</u>	<u>2011</u>	<u>2012</u>	<u>2013</u>
<u>High School G.P.A.</u>	3.18	3.17	3.17	3.21	3.19	3.20	3.22	3.23
<u>ACT</u>								
Composite:	21.3	21.4	21.3	21.1	21.4	21.9	21.7	21.8
English:	20.2	20.4	20.5	20.5	20.6	21.3	21.2	21.2
Math:	21.3	21.3	21.2	20.9	21.3	21.7	21.5	21.6
Reading:	21.6	21.9	21.8	21.6	21.8	22.3	22.1	22.2
Science Reasoning:	22.1	22.2	22.2	21.8	22.1	22.5	22.4	22.5

**Average # of Credits Taken by Full-Time (12+ credits) Students By Class Level
Summer 2010 thru Fall 2013**

	Summer <u>2010</u>	Fall <u>2010</u>	Spring <u>2011</u>	Summer <u>2011</u>	Fall <u>2011</u>	Spring <u>2012</u>	Summer <u>2012</u>	Fall <u>2012</u>	Spring <u>2013</u>	Summer <u>2013</u>	Fall <u>2013</u>
Freshman	12.83	13.96	13.88	12.24	13.96	13.90	12.94	14.07	13.86	12.16	13.89
Sophomore	12.78	13.88	13.75	12.51	13.91	13.85	12.41	13.95	13.83	12.88	13.95
Junior	13.28	13.90	13.86	13.05	13.87	13.83	13.18	13.91	13.87	13.27	13.79
Senior	13.71	14.00	13.82	13.70	13.95	13.95	13.82	14.04	14.02	13.66	13.98
Graduate	-	12.05	12.21	12.75	12.31	12.27	15.00	12.30	12.37	12.00	12.00
1st Professional	15.56	16.99	16.83	15.66	16.69	16.72	14.25	16.49	16.77	14.03	16.20
Total Avg	13.97	14.13	14.03	13.77	14.10	14.08	13.64	14.16	14.11	13.58	14.06
Undergrad Avg	13.55	13.94	13.83	13.43	13.93	13.89	13.52	14.00	13.91	13.49	13.91

Source: Office of Institutional Research & Testing

STUDENT CREDIT HOURS BY COLLEGE

College	Fall 2009*	Fall 2010	Fall 2011	Fall 2012	Fall 2013
Arts & Sciences	60,797	61,801	63,213	62,640	61,280
On-Campus	57,638	57,162	58,187	57,553	56,161
Off-Campus	1,066	1,416	1,483	1,093	1,664
Internet	2,093	3,223	3,543	3,994	3,455
Business	25,144	25,140	24,551	25,098	25,563.5
On-Campus	21,288	20,529	19,748	20,069	20,244.5
Off-Campus	1,932	2,136	2,454	2,097	2,298
Internet	1,924	2,475	2,349	2,932	3,021
Education & Human Services	13,033	14,006	14,328	14,561	15,284
On-Campus	7,223	7,628	7,477	8,133	7,192
Off-Campus	4,779	5,970	6,499	6,143	7,800
Internet	1,031	408	352	285	292
Engineering Technology	17,293	16,778	16,764	16,607	17,054
On-Campus	16,206	15,634	15,623	15,569	15,651
Off-Campus	754	833	610	730	1,017
Internet	333	311	531	308	386
Health Professions	15,986	16,812	16,346	16,055	16,038
On-Campus	9,989	9,607	9,165	9,511	9,473
Off-Campus	1,740	2,352	1,596	1,052	1,094
Internet	4,257	4,853	5,585	5,492	5,471
Kendall College Of Art & Design	14,986	14,959	14,533	14,920	15,121
Kendall	14,986	14,959	14,533	14,920	15,121
Michigan College Of Optometry	2,605	2,588	2,612	2,638	2,657
On-Campus	2,567	2,555	2,575	2,605	2,619
Off-Campus	0	0	0	0	0
Internet	38	33	37	33	38
Pharmacy	8,500	8,676	8,393	8,708	8,975
On-Campus	8,500	8,674	8,393	8,708	8,975
Internet	N/A	2		0	0
Professional & Technological Studies	1,363	1,971	2,467	3,358	1,240
On-Campus	N/A	124	489	1,108	827
Off-Campus	1,363	1,847	1,978	2,250	413
University College	3,819	3,952	3,858	3,872	3,971
On-Campus	3,754	3,952	3,723	3,697	3,533
Off-Campus	65	0	0	0	0
Internet	N/A	N/A	135	175	438
University Total	163,526	166,557	166,441	167,174	167,183.5
On-Campus	127,165	125,741	124,891	125,845	124,675.5
Off-Campus	11,699	14,554	14,620	13,365	14,286
Internet	9,676	11,303	12,397	13,044	13,101
Kendall	14,986	14,959	14,533	14,920	15,121

* Beginning Summer 2009 SCH's are also identified as Internet.

Note: SCH based on course section

Source: Office of Institutional Research & Testing

ENROLLMENT

TRANSFER IN STUDENTS
STUDENTS WHO TRANSFERRED TO FERRIS STATE UNIVERSITY
FROM MICHIGAN COMMUNITY COLLEGES & PUBLIC UNIVERSITIES
Summer 2012, Fall 2012, Spring 2013

COMMUNITY COLLEGES

UNIVERSITIES

Alpena Community College	24	Central Michigan University	57
Bay De Noc Community College	9	Eastern Michigan University	8
Delta College	155	Grand Valley State University	109
Glen Oaks Community College	2	Lake Superior State University	17
Gogebic Community College	3	Michigan State University	47
Grand Rapids Community College	409	Michigan Technological University	17
Henry Ford Community College	21	Northern Michigan University	17
Jackson College	29	Oakland University	16
Kalamazoo Valley Community College	46	Saginaw Valley State University	27
Kellogg Community College	17	University of Michigan - Ann Arbor	18
Kirtland Community College	21	University of Michigan - Dearborn	4
Lake Michigan College	21	University of Michigan - Flint	14
Lansing Community College	149	Wayne State University	13
Macomb Community College	54	Western Michigan University	41
Mid-Michigan Community College	48		
Monroe County Community College	8		
Montcalm Community College	64		
Mott Community College	85		
Muskegon Community College	77		
North Central Michigan College	24		
Northwestern Michigan College	145		
Oakland Community College	40		
Schoolcraft College	40		
Southwestern Michigan College	46		
St. Clair County Community College	57		
Washtenaw Community College	16		
Wayne County Community College	32		
West Shore Community College	56		

TRANSFERS FROM COMMUNITY COLLEGES 1698

TRANSFERS FROM UNIVERSITIES 405

TOTAL TRANSFERS TO FERRIS STATE 2103

Source: National Student Clearinghouse

TRANSFER OUT STUDENTS
STUDENTS WHO TRANSFERRED FROM FERRIS STATE UNIVERSITY
TO OTHER COLLEGES & UNIVERSITIES PARTICIPATING IN THE NSC DATA SYSTEM
Summer 2012, Fall 2012, Spring 2013

COMMUNITY COLLEGES**UNIVERSITIES**

Alpena Community College	7	Alma College	3
Bay De Noc Community College	9	Aquinas College	4
Delta College	43	Baker College - Flint	60
Grand Rapids Community College	193	Bowling Green State University	3
Henry Ford Community College	9	Calvin College	6
Ivy Tech Community College	3	Central Michigan University	44
Jackson College	7	College for Creative Studies	4
Kalamazoo Valley Community College	28	Columbia College Chicago	3
Kellogg Community College	9	Davenport University	10
Kirtland Community College	5	Eastern Michigan University	19
Lake Michigan College	4	Grand Valley State University	63
Lansing Community College	59	Lake Superior State University	5
Macomb Community College	45	Madonna University	4
Mid Michigan Community College	21	Michigan State University	30
Monroe County Community College	6	Michigan Technological University	9
Montcalm Community College	17	Northern Michigan University	21
Mott Community College	39	Oakland University	16
Muskegon Community College	30	Saginaw Valley State University	21
North Central Michigan College	5	Southern Illinois University Carbondale	3
Northwestern Michigan College	84	State College of Florida, Manatee	3
Oakland Community College	43	University of Detroit Mercy	3
Schoolcraft College	17	University of Michigan	10
Southwestern Michigan College	8	University of Michigan, Dearborn	3
St. Clair County Community College	5	University of Michigan, Flint	7
Washtenaw Community College	8	University of Phoenix	6
Wayne County Community College	23	University of Toledo	6
West Shore Community College	16	Wayne State University	16
		Western Michigan University	39

TOTAL TRANSFERS TO INSTITUTIONS (THREE OR MORE TRANSFERS ENROLLED) - LISTED ABOVE **1164**

TOTAL TRANSFERS TO INSTITUTIONS (LESS THAN THREE TRANSFERS ENROLLED) - NOT LISTED ABOVE **158**

TOTAL TRANSFERS FROM FERRIS STATE **1322**

Source: National Student Clearinghouse

**ENROLLMENT SUMMARY OF STUDENTS BY AGE
FALL 2013**

Full-Time Students

Age	<u>Undergraduate</u>		<u>Graduate</u>		<u>First Professional</u>	
	Men	Women	Men	Women	Men	Women
Under 18	3	12	0	0	0	0
18-19	1,454	1,730	0	0	0	0
20-21	1,599	1,430	0	1	65	82
22-24	1,277	964	9	8	153	210
25-29	372	273	15	24	79	66
30-34	135	98	9	6	11	16
35-39	54	60	5	1	3	6
40-49	54	99	4	5	4	5
50-64	19	31	1	3	1	0
65 & Over	2	2	0	0	0	0
Unknown		0	0	0	0	0
Total	4,969	4,699	43	48	316	385

Part-Time Students

Age	<u>Undergraduate</u>		<u>Graduate</u>		<u>Doctorate</u>		<u>First Professional</u>	
	Men	Women	Men	Women	Men	Women	Men	Women
Under 18	133	431	0	0	0	0	0	0
18-19	71	116	0	0	0	0	0	0
20-21	158	137	0	0	0	0	0	2
22-24	371	404	8	2	0	0	9	9
25-29	283	356	24	46	2	1	8	2
30-34	173	246	30	44	8	4	4	0
35-39	112	182	19	32	4	1	0	2
40-49	148	290	34	60	9	7	1	0
50-64	61	117	10	39	5	17	0	0
65 & over	3	3	0	1	0	0	0	0
Unknown	2	4	0	1	0	1	0	0
Total	1,515	2,286	125	225	28	31	22	15

Average Age

	<u>Full-Time</u>	<u>Part-Time</u>
Undergraduate Degree Seeking	22	30
Undergraduate Non-Degree Seeking	24	18
Graduate	30	38
First Professional	24	26
Doctorate	N/A	44
All Students	22	29

Source: Office of Institutional Research & Testing

DEGREES

DEGREES CONFERRED BY PROGRAM

ACADEMIC YEAR (SUMMER, FALL, SPRING SEMESTERS)

ARTS & SCIENCES	2010-11				2011-12				2012-13			
	CERT	AS	BA	BS	CERT	AS	BA	BS	CERT	AS	BA	BS
BIOLOGY												
Biology			3	93			1	82			1	67
Biotechnology				8				4				5
Ornamental Horticulture Technology		4				12						
Pre-Science		20				38				70		
TOTAL	0	24	3	101	0	50	1	86	0	70	1	72
COLLEGE OF ARTS & SCIENCES												
Integrative Studies				24				39				53
TOTAL	0	0	0	24	0	0	0	39	0	0	0	53
HUMANITIES												
Applied Speech Communication		2		8		1		7		3		8
Communication			2				2				3	
History			6				2				9	
TOTAL	0	2	8	8	0	1	4	7	0	3	12	8
LANGUAGES & LITERATURE												
English			4				5				9	
Journalism and Technical Communication	1							3				3
Liberal Arts		5				7				16		
Technical & Professional Communication				6				3				6
Technical Writing					1							
TOTAL	1	5	4	6	1	7	5	6	0	16	9	9
MATHEMATICS												
Applied Mathematics				11				13			1	13
TOTAL	0	0	0	11	0	0	0	13	0	0	1	13
PHYSICAL SCIENCES												
Biochemistry							2				5	
Chemistry			10				6				6	
Industrial Chemistry Technology		6				4				4		
Pre-Pharmacy						4						
TOTAL	0	6	10	0	0	8	8	0	0	4	11	0
SOCIAL SCIENCES												
Political Science				9				5				4
Psychology				21				26				35
Public Administration				8				1				
Social Work				50				52				52
Sociology			2				2				1	
TOTAL	0	0	2	88	0	0	2	84	0	0	1	91
COLLEGE TOTAL	1	37	27	238	1	66	20	235	0	93	35	246

Source: Office of Institutional Research & Testing

DEGREES CONFERRED BY PROGRAM
ACADEMIC YEAR (SUMMER, FALL, SPRING SEMESTERS)

BUSINESS	2010-11				2011-12				2012-13			
	CERT	AS	BS	MS	CERT	AS	BS	MS	CERT	AS	BS	MS
ACCOUNTING, FINANCE, INFO SYSTEMS												
Accountancy		8	31			2	26			4	21	
Accountancy/Computer Information Systems							4					
Accountancy/Finance			3				4				10	
Accountancy/Public Accounting			15				16				30	
Advanced Studies in Business Intel. & Info.	2				2				5			
Advanced Studies in Information Security	16				10				9			
Advanced Studies in Systems Integration	4				1				2			
Advanced Studies in Project Management					2				8			
Computer Information Systems		2	41			6	30			3	28	
Computer Information Technology			2				4				2	
Finance			17				6				15	
Homeland Security - Dig. Security & Forensics	3				1				2			
Information Security Intelligence			16				26				13	
Masters of Information Systems Management				20				12				11
Project Management									1			
TOTAL	25	10	125	20	16	8	116	12	27	7	119	11

MANAGEMENT	2010-11				2011-12				2012-13			
	CERT	AS	BS	MS	CERT	AS	BS	MS	CERT	AS	BS	MS
Advanced Studies in Design & Innovation	13				11				9			
Advanced Studies in Global Logistics									1			
Advanced Studies in Mgmt Tools & Techniques	32				25				18			
Advanced Studies Outsourcing Management									1			
BUAD w/Professional Tracks			36				44				43	
Business Administration			123				130				115	
Business Administration - Aviation							1				3	
Business Administration - Maritime			19				20				23	
Fleet Management	2											
General Business		15				66				8		
Human Resource Management	14		9		12		9		20		12	
International Business	3				4				8			
Leadership and Supervision									4			
Lean Systems									1			
Legal Studies		15				7				10		
Management			1				1				1	
Manufacturing Operations	1				1							
Masters of Business Administration				40				34				26
Operations and Supply Management			1				2				3	
Real Estate					1							
Small Business & Entrepreneurship			4									
Small Business Management					2				2			
Supervision					10				6			
TOTAL	65	30	193	40	66	73	207	34	70	18	200	26

DEGREES CONFERRED BY PROGRAM
ACADEMIC YEAR (SUMMER, FALL, SPRING SEMESTERS)

BUSINESS	2010-11				2011-12				2012-13			
	CERT	AS	BS	MS	CERT	AS	BS	MS	CERT	AS	BS	MS
MARKETING												
Advertising	3		19				3				2	
Advertising/Integrated Marketing Communication					4		9		1		12	
Business to Business Marketing	11				11				4			
Business Data Analytics							1					
Data Mining									1			
Direct Marketing	12				8				7			
E-Commerce Marketing	7				15				3			
Graphic Design		38	17			36	17			37	16	
Graphic Media Management											1	
Marketing	6		44		4		46		2		47	
Marketing/Sales	2				1							
Public Relations	2		15		2		8		2		19	
Retailing	1								1			
TOTAL	44	38	95	0	45	36	84	0	21	37	97	0
SPORT, ENTERTAINMENT, & HOSPITALITY												
Club Management	1				3				1			
Culinary Management	1				1				1			
Dietary and Food Service Management										2		
Hotel Management			12				5		1		8	
Hotel, Restaurant, & Food Industry Management			3				3				1	
Marketing/Professional Golf Management											1	
Marketing/Professional Tennis Management							2				12	
Music Industry Management			26				29				33	
Professional Golf Management			37				28				33	
Professional Tennis Management			9				1				4	
Resort Management			13				17				21	
Restaurant & Food Industry Management	2	14			1	13				11		
Ski Resort Management					3				3			
Special Event & Meeting Planning	3				2				1			
Sport/Spa/Entertainment Operations									1			
TOTAL	7	14	100	0	10	13	85	0	8	13	113	0
COLLEGE TOTAL	141	92	513	60	137	130	492	46	126	75	529	37

Source: Office of Institutional Research & Testing

DEGREES

DEGREES CONFERRED BY PROGRAM
ACADEMIC YEAR (SUMMER, FALL, SPRING SEMESTERS)

EDUCATION & HUMAN SERVICES	2010-11				2011-12				2012-13			
	CERT	AS	BS	MS	CERT	AS	BS	MS	CERT	AS	BS	MS
CRIMINAL JUSTICE												
Criminal Justice			281				286				352	
Criminal Justice Administration				23				22				25
Pre-Criminal Justice		68				79				72		
TOTAL	0	68	281	23	0	79	286	22	0	72	352	25
RECREATION, LEISURE SVCS, & WELLNESS												
Recreation Leadership & Management			15				19				16	
TOTAL	0	0	15	0	0	0	19	0	0	0	16	0
SCHOOL OF EDUCATION												
Biology Education			4				5				2	
Business Education							1					
Business Management Mktg Tech Teaching							1					
Career & Technical Education				17				19				12
Curriculum & Instruction				34				28				19
Early Childhood Education		7	8			5	23			10	23	
Elementary Education			49				58				49	
English Education			5				3				4	
History Education			6				5				6	
Mathematics Education			6				15				4	
Political Science Education											1	
Pre-Teaching Elementary										1		
Pre-Teaching Secondary		3				2				4		
Pro-Mo-TEd Technical Education							11				9	
Social Studies & Elementary Education			1									
Social Studies Education			4				10				6	
Technical Education			24				6				1	
Total Quality Management in Education					8				1			
TOTAL	0	10	107	51	8	7	138	47	1	15	105	31
TELEVISION AND DIGITAL MEDIA PRODUCTION												
Digital Animation/Game Design*											13	
Television & Digital Media Production			23				22				18	
TOTAL	0	0	23	0	0	0	22	0	0	0	31	0
COLLEGE TOTAL	0	78	426	74	8	86	465	69	1	87	504	56

*Moved from Professional and Technological Studies Fall 2013

Source: Office of Institutional Research & Testing

DEGREES CONFERRED BY PROGRAM

ACADEMIC YEAR (SUMMER, FALL, SPRING SEMESTERS)

ENGINEERING TECHNOLOGY	2010-11				2011-12				2012-13			
	CERT	AS	BS	MS	CERT	AS	BS	MS	CERT	AS	BS	MS
ARCHITECTURAL TECH & FACILITIES MGMT												
Architectural Technology		19				18				35		
Architecture & Sustainability											10	
Facility Management	6		25		10		21		9		22	
TOTAL	6	19	25	0	10	18	21	0	9	35	32	0
AUTOMOTIVE												
Automotive & Heavy Equipment Management			6				1				1	
Automotive Engineering Technology			43				46				34	
Automotive Management			24				23				19	
Automotive Service Technology		14				9				20		
Performance Machining	12				19				10			
Performance Motorsports	23				43				39			
TOTAL	35	14	73	0	62	9	70	0	49	20	54	0
CONSTRUCTION TECHNOLOGY & MGMT												
Advanced Construction Management	2								2			
Building Construction Technology		37				38				40		
Civil Engineering Technology		20				20				12		
Construction Administration	1								1			
Construction Management			69				63				71	
TOTAL	3	57	69	0	0	58	63	0	3	52	71	0
ELECTRONICS/CNS												
Computer Networks & Systems			9				11				9	
Electrical/Electronics Engineering Technology			13				13				12	
Industrial Electronics Technology		4				11				9		
TOTAL	0	4	22	0	0	11	24	0	0	9	21	0
ENERGY SYSTEMS ENGINEERING												
Energy Systems Engineering											1	
TOTAL											1	
HEAVY EQUIPMENT												
Electrical Power Generation	2				4				2			
Heavy Equipment Service Engineering Tech			11				16				19	
Heavy Equipment Technology		10				19				41		
TOTAL	2	10	11	0	4	19	16	0	2	41	19	0
HVACR												
HVACR Engineering Technology			50				45				46	
HVACR Technology		26				19				27		
TOTAL	0	26	50	0	0	19	45	0	0	27	46	0

DEGREES CONFERRED BY PROGRAM

ACADEMIC YEAR (SUMMER, FALL, SPRING SEMESTERS)

ENGINEERING TECHNOLOGY	2010-11				2011-12				2012-13			
	CERT	AS	BS	MS	CERT	AS	BS	MS	CERT	AS	BS	MS
MANUFACTURING ENGINEERING TECH												
Industrial Practices					1							
Industrial Technology and Management*											21	
Manufacturing Engineering Technology			30				28				22	
Manufacturing Technology		4				7				2		
Manufacturing Tooling Technology		10				1				4		
Product Design									1			
Quality Engineering Technology			4				3				2	
Quality Technology	28		1		68				49			
TOTAL	28	14	35	0	69	8	31	0	50	6	45	0
MECHANICAL DESIGN												
CAD Drafting & Tool Design Technology		8				15				19		
Mechanical Engineering Technology		27	15			26	22			31	19	
Product Design Engineering Technology			14				22				22	
TOTAL	0	35	29	0	0	41	44	0	0	50	41	0
PLASTICS & RUBBER												
Plastics Engineering Technology			24				30				26	
Plastics Technology		29				15				7		
Plastics/Polymer Engineering Technology						8				11		
Rubber Engineering Technology			6				3				3	
Rubber Technology		4				5						
TOTAL	0	33	30	0	0	28	33	0	0	18	29	0
PRINTING & IMAGING TECHNOLOGY MGMT												
New Media Printing & Publishing			9				7				3	
Printing & Digital Graphic Imaging Technology		10				4				10		
Printing Management			3				9				9	
TOTAL	0	10	12	0	0	4	16	0	0	10	12	0
SURVEYING												
Geographic Information Systems	4				5							
Positioning for Hydrographic Surveying									1			
Surveying Engineering			18				24				13	
Surveying Technology		13				15				4		
TOTAL	4	13	18	0	5	15	24	0	1	4	13	0
WELDING ENGINEERING TECHNOLOGY												
Welding Engineering Technology			22				44				33	
Welding Technology		38				51				39		
TOTAL	0	38	22	0	0	51	44	0	0	39	33	0
COLLEGE TOTAL	78	273	396	0	150	281	431	0	114	311	417	0

*Moved from Professional and Technological Studies Fall 2013

Source: Office of Institutional Research & Testing

DEGREES CONFERRED BY PROGRAM

ACADEMIC YEAR (SUMMER, FALL, SPRING SEMESTERS)

HEALTH PROFESSIONS	2010-11				2011-12				2012-13			
	CERT	AAS	BS	MS	CERT	AAS	BS	MS	CERT	AAS	BS	MS
CLINICAL LAB, RESP CARE & HEALTH ADM.												
Coding/Reimbursement Specialist					2							
Environmental Health & Safety			1									
Gerontology									5			
Health Care Systems Administration			86				99				90	
Health Information Management			8				10				15	
Health Information Technology		52				64				64		
Medical Laboratory Technology		2				8				1		
Medical Technology			18				17				20	
Phlebotomy	26								1			
Respiratory Care		78				66				42		
TOTAL	26	132	113	0	2	138	126	0	6	107	125	0
DENTAL HYGIENE & MEDICAL IMAGING												
Allied Health Science		5	1			11	4			17	19	
Dental Hygiene		37	22			40	22			40	19	
Diagnostic Medical Sonography		19				19				22		
Nuclear Medicine Technology		1	39				50				48	
Radiography		44				48				38		
TOTAL	0	106	62	0	0	118	76	0	0	117	86	0
SCHOOL OF NURSING												
Master of Science in Nursing				16				18				20
Nursing			158				164				213	
Nursing Education	1								2			
TOTAL	1	0	158	16	0	0	164	18	2	0	213	20
COLLEGE TOTAL	27	238	333	16	2	256	366	18	8	224	424	20

Source: Office of Institutional Research & Testing

DEGREES CONFERRED BY PROGRAM
ACADEMIC YEAR (SUMMER, FALL, SPRING SEMESTERS)

KENDALL	2010-11				2011-12				2012-13			
	CERT	BS	BFA	MFA	CERT	BS	BFA	MFA	CERT	BS	BFA	MFA
DESIGN STUDIES												
Digital Media			6				19				23	
Digital Media 2D Animation			5				1					
Digital Media 3D Animation			3									
Digital Media Digital Illustration			5				7				2	
Digital Media Interactive Design			1									
Digital Media Motion Graphics			2									
Furniture Design			8				2				6	
Graphic Design			45				54				48	
Illustration			25				40				31	
Illustration - Digital Media			1									
Industrial Design			14				23				16	
Interior Design			41				32				27	
Metals/Jewelry Design			5				1				1	
Visual Communication							1					
TOTAL	0	0	161	0	0	0	180	0	0	0	154	0
FINE ARTS/FOUNDATION												
Art Education			11				12				8	
Drawing			4				6				9	
Drawing with Printmaking Focus							2				4	
Fine Arts Drawing			1	1			4					2
Fine Arts Painting			3	7			3	7				7
Fine Arts Photography				1				1				3
Fine Arts Printmaking			5				1	1			1	1
Painting			8				9				6	
Photography			21				19				14	
Sculpture/Functional Art			6				5				3	
TOTAL	0	0	59	9	0	0	57	13	0	0	45	13
LIBERAL ARTS/SCIENCE/ART HISTORY												
Art History		5				3						
Art History Academic Option						2				2		
Art History Studio Option										3		
Master of Art Education				6				3				1
TOTAL	0	5	0	6	0	5	0	3	0	5	0	1
COLLEGE TOTAL	0	5	220	15	0	5	237	16	0	5	199	14

Source: Office of Institutional Research & Testing

DEGREES CONFERRED BY PROGRAM

ACADEMIC YEAR (SUMMER, FALL, SPRING SEMESTERS)

MICHIGAN COLLEGE OF OPTOMETRY	2010-11				2011-12				2012-13			
	CERT	AS	BS	OD	CERT	AS	BS	OD	CERT	AS	BS	OD
Optometry				31				36				34
Vision Science			5				11					
COLLEGE TOTAL	0	0	5	31	0	0	11	36	0	0	0	34

PHARMACY	2010-11				2011-12				2012-13			
	CERT	AS	BS	Pharm D	CERT	AS	BS	Pharm D	CERT	AS	BS	Pharm D
Pharmacy				147				149				116
COLLEGE TOTAL	0	0	0	147	0	0	0	149	0	0	0	116

PROFESSIONAL & TECHNOLOGICAL STUDIES	2010-11				2011-12				2012-13			
	CERT	AS	BS	MS	CERT	AS	BS	MS	CERT	AS	BS	EDD
Community College Leadership												5
Digital Animation & Game Design*			18				24					
Digital Media Software Engineering			2				2					
Industrial Technology & Management**			16				22					
TOTAL	0	0	36	0	0	0	48	0	0	0	0	5
COLLEGE TOTAL	0	0	36	0	0	0	48	0	0	0	0	5

*Moved to College of Education and Human Services, TDMP Fall 2013.

**Moved to College of Engineering Technology, MFGE Fall 2013.

Source: Office of Institutional Research & Testing

DEGREES**DEGREES CONFERRED AT FERRIS STATE UNIVERSITY**

ACADEMIC YEAR (SUMMER, FALL, SPRING SEMESTERS)

	<u>CERTIFICATE</u>	<u>ASSOCIATE</u>	<u>BACHELOR</u>	<u>MASTER</u>	<u>PROFESSIONAL PRACTICE</u>	<u>Doctorate</u>	<u>TOTAL</u>
1993 - 1994	8	975	1,789	27	36		2,835
1994 - 1995	11	948	1,661	34	40		2,694
1995 - 1996	53	860	1,438	40	35		2,426
1996 - 1997	71	786	1,328	43	41		2,269
1997 - 1998	82	823	1,281	97	40		2,323
1998 - 1999	96	839	1,140	83	41		2,199
1999 - 2000	130	821	1,186	81	44		2,262
2000 - 2001	100	722	1,217	116	52		2,207
2001 - 2002	157	764	1,325	152	45		2,443
2002 - 2003	247	808	1,312	168	58		2,593
2003 - 2004	217	830	1,410	148	121		2,726
2004 - 2005	245	843	1,403	158	149		2,798
2005 - 2006	259	905	1,615	134	147		3,060
2006 - 2007	327	873	1,639	169	154		3,162
2007 - 2008	264	861	1,839	137	158		3,259
2008 - 2009	292	794	1,952	197	176		3,411
2009 - 2010	283	787	2,004	156	177		3,407
2010 - 2011	247	718	2,199	165	178		3,507
2011 - 2012	298	819	2,310	149	185		3,761
2012 - 2013	249	790	2,359	127	150	5	3,680

Source: Office of Institutional Research & Testing

FERRIS STATE UNIVERSITY

APPROVED PROGRAMS

COLLEGE	DEPARTMENT	PROGRAM NAMES	DEGREE
A/S	Arts & Sciences Dean's Office	Integrative Studies	BIS
A/S	Biological Sciences	Biology	BA
A/S	Biological Sciences	Biology	BS
A/S	Biological Sciences	Biology/Environmental Biology	BS
A/S	Biological Sciences	Biology/Forensic Biology	BS
A/S	Biological Sciences	Biology/Pre-Dentistry	BS
A/S	Biological Sciences	Biology/Pre-Medicine	BS
A/S	Biological Sciences	Biology/Pre-Optometry	BS
A/S	Biological Sciences	Biology/Pre-Pharmacy	BS
A/S	Biological Sciences	Biology/Pre-Physical Therapy	BS
A/S	Biological Sciences	Biology/Pre-Veterinary Medicine	BS
A/S	Biological Sciences	Biotechnology	BS
A/S	Biological Sciences	Pre-Science	AS
A/S	Humanities	Applied Speech Communication	AA
A/S	Humanities	Applied Speech Communication	BS
A/S	Humanities	Applied Speech Communication Sports Concentration	BS
A/S	Humanities	Communication	BA
A/S	Humanities	History	BA
A/S	Language and Literature	English	BA
A/S	Language and Literature	Journalism & Technical Communication	BS
A/S	Language and Literature	Liberal Arts	AA
A/S	Language and Literature	Technical & Professional Communication	BS
A/S	Mathematics	Applied Mathematics	BS
A/S	Mathematics	Applied Mathematics/Actuarial Science	BS
A/S	Mathematics	Applied Mathematics/Computer Science	BS
A/S	Mathematics	Applied Mathematics/Industrial Mathematics	BS
A/S	Mathematics	Applied Mathematics/Operations Research	BS
A/S	Mathematics	Applied Mathematics/Statistics	BS
A/S	Mathematics	Mathematics	BA
A/S	Mathematics	Pre-Engineering	AS
A/S	Physical Sciences	Biochemistry	BA
A/S	Physical Sciences	Chemistry	BA
A/S	Physical Sciences	Chemistry/Pre-Pharmacy Concentration	BA
A/S	Physical Sciences	Industrial Chemistry Technology	AAS
A/S	Physical Sciences	Pre-Mortuary Science	AS
A/S	Physical Sciences	Pre-Pharmacy	AS
A/S	Social Sciences	Political Sciences	BS
A/S	Social Sciences	Pre-Law	AA
A/S	Social Sciences	Psychology	BS
A/S	Social Sciences	Social Work	BSW
A/S	Social Sciences	Sociology	BA
BUS	Accounting, Finance, & Information Systems	Accountancy	AAS
BUS	Accounting, Finance, & Information Systems	Accountancy	BS
BUS	Accounting, Finance, & Information Systems	Accountancy/Computer Information Systems	BS
BUS	Accounting, Finance, & Information Systems	Accountancy/Finance	BS
BUS	Accounting, Finance, & Information Systems	Accountancy/Public Accounting Concentration	BS
BUS	Accounting, Finance, & Information Systems	Accountancy/Public Professional Directed Conc.	BS
BUS	Accounting, Finance, & Information Systems	Computer Information Systems	AAS
BUS	Accounting, Finance, & Information Systems	Computer Information Systems	BS
BUS	Accounting, Finance, & Information Systems	Computer Information Technology	BS

DEGREES

FERRIS STATE UNIVERSITY

APPROVED PROGRAMS

COLLEGE	DEPARTMENT	PROGRAM NAMES	DEGREE
BUS	Accounting, Finance, & Information Systems	Finance	BS
BUS	Accounting, Finance, & Information Systems	Information Security & Intelligence	BS
BUS	Accounting, Finance, & Information Systems	Information Security & Intelligence	MS
BUS	Management	Business Administration	BS
BUS	Management	Business Administration	MBA
BUS	Management	Business Administration w/ Legal Studies	BS
BUS	Management	Business Administration w/ Professional Tracks	BS
BUS	Management	Business Administration w/Business Intelligence Cert	MBA
BUS	Management	Business Administration w/Design and Innovation Mgmt Cet	MBA
BUS	Management	Business Administration w/Incident Response Cert	MBA
BUS	Management	Business Administration w/Management Tools and Concepts Cert	MBA
BUS	Management	Business Administration w/Nursing Concentration	MBA
BUS	Management	Business Administration w/Project Management Cert	MBA
BUS	Management	General Business	AAS
BUS	Management	Human Resource Management	BS
BUS	Management	Insurance and Risk Management	BS
BUS	Management	Legal Studies	AAS
BUS	Management	Operations and Supply Management	BS
BUS	Marketing	Advertising/Integrated Marketing Communication	BS
BUS	Marketing	Business Data Analytics	BS
BUS	Marketing	Graphic Communications	AAS
BUS	Marketing	Graphic Design	AAS
BUS	Marketing	Graphic Design	BS
BUS	Marketing	Graphic Media Management	BS
BUS	Marketing	Health Care Marketing	BS
BUS	Marketing	Marketing	AAS
BUS	Marketing	Marketing	BS
BUS	Marketing	Public Relations	BS
BUS	Marketing	Public Relations/Employee Relations Concentration	BS
BUS	Marketing	Public Relations/Investor Relations Concentration	BS
BUS	Marketing	Public Relations/Marketing Promotion Concentration	BS
BUS	Marketing	Public Relations/Media Relations Concentration	BS
BUS	Sport Entertainment and Hospitality Mgmt	Dietary and Food Service Management	AAS
BUS	Sport Entertainment and Hospitality Mgmt	Hotel Management	BS
BUS	Sport Entertainment and Hospitality Mgmt	Hotel Management with AAS RFIM	BS
BUS	Sport Entertainment and Hospitality Mgmt	Music Industry Management	BS
BUS	Sport Entertainment and Hospitality Mgmt	Professional Golf Management	BS
BUS	Sport Entertainment and Hospitality Mgmt	Professional Tennis Management	BS
BUS	Sport Entertainment and Hospitality Mgmt	Resort Management	BS
BUS	Sport Entertainment and Hospitality Mgmt	Restaurant & Food Industry Management	AAS
CPT	Professional & Technical Studies	Community College Leadership	EDD
EDU	Criminal Justice	Criminal Justice Administration	MS
EDU	Criminal Justice	Criminal Justice/Corrections Option	BS
EDU	Criminal Justice	Criminal Justice/Generalist Option	BS
EDU	Criminal Justice	Criminal Justice/Law Enforcement Option	BS
EDU	Criminal Justice	Pre-Criminal Justice	AA
EDU	Leisure Studies and Wellness	Recreation Leadership & Management	BS
EDU	School of Digital Media	Digital Animation and Game Design	BAS
EDU	School of Digital Media	Digital Media Software Engineering	BS
EDU	School of Digital Media	Television and Digital Media Production	BS

FERRIS STATE UNIVERSITY

APPROVED PROGRAMS

COLLEGE	DEPARTMENT	PROGRAM NAMES	DEGREE
EDU	School of Education	Biology Education	BS
EDU	School of Education	Business Mgmt Marketing & Tech Teaching Major	BS
EDU	School of Education	Career & Technical Education	MS
EDU	School of Education	Career & Technical Education/Administrative Concentration	MS
EDU	School of Education	Career & Technical Education/Instructor Concentration	MS
EDU	School of Education	Career & Technical Education/Postsecondary Administration	MS
EDU	School of Education	Career & Technical Education/Training and Development	MS
EDU	School of Education	Chemistry Education	BS
EDU	School of Education	Child Life Specialist	BS
EDU	School of Education	Curriculum & Instruction - Administrative	M.Ed.
EDU	School of Education	Curriculum & Instruction - Elementary Cert	M.Ed.
EDU	School of Education	Curriculum & Instruction - Experiential Education	M.Ed.
EDU	School of Education	Curriculum & Instruction - Philanthropy	M.Ed.
EDU	School of Education	Curriculum & Instruction - Reading Specialist Option	M.Ed.
EDU	School of Education	Curriculum & Instruction - Secondary Cert	M.Ed.
EDU	School of Education	Curriculum & Instruction - Special Education	M.Ed.
EDU	School of Education	Curriculum & Instruction - Subject Area Conc.	M.Ed.
EDU	School of Education	Early Childhood Education	AAS
EDU	School of Education	Early Childhood Education	BS
EDU	School of Education	Educational Leadership	MS
EDU	School of Education	Elementary Education	BS
EDU	School of Education	English Education	BS
EDU	School of Education	History Education	BS
EDU	School of Education	Mathematics Education	BS
EDU	School of Education	Pre-Teaching Elementary	AA
EDU	School of Education	Pre-Teaching Secondary	AA
EDU	School of Education	Social Studies Education	BS
EDU	School of Education	Technical Education	BS
HP	Clinical Laboratory, Respiratory, Health Admin	Health Care Systems Administration	BS
HP	Clinical Laboratory, Respiratory, Health Admin	Health Information Management	BS
HP	Clinical Laboratory, Respiratory, Health Admin	Health Information Technology	AAS
HP	Clinical Laboratory, Respiratory, Health Admin	Medical Laboratory Technology	AAS
HP	Clinical Laboratory, Respiratory, Health Admin	Medical Laboratory Technology	BS
HP	Clinical Laboratory, Respiratory, Health Admin	Molecular Diagnostics	BS
HP	Clinical Laboratory, Respiratory, Health Admin	Respiratory Care	AAS
HP	College of Allied Health Sciences	Allied Health Science	AAS
HP	College of Allied Health Sciences	Allied Health Science	BS
HP	Dental Hygiene & Medical Imaging	Dental Hygiene	AAS
HP	Dental Hygiene & Medical Imaging	Dental Hygiene	BS
HP	Dental Hygiene & Medical Imaging	Diagnostic Medical Sonography	AAS
HP	Dental Hygiene & Medical Imaging	Nuclear Medicine Technology	BS
HP	Dental Hygiene & Medical Imaging	Radiography	AAS
HP	School of Nursing	Nursing	BSN
HP	School of Nursing	Nursing	MSN
HP	School of Nursing	Nursing	RN-BSN
KEN	Design Studies	Collaborative Design	BFA
KEN	Design Studies	Digital Media	BFA
KEN	Design Studies	Furniture Design	BFA
KEN	Design Studies	Graphic Design	BFA
KEN	Design Studies	Illustration	BFA

DEGREES

FERRIS STATE UNIVERSITY

APPROVED PROGRAMS

COLLEGE	DEPARTMENT	PROGRAM NAMES	DEGREE
KEN	Design Studies	Industrial Design	BFA
KEN	Design Studies	Interior Design	BFA
KEN	Design Studies	Medical Illustration	BFA
KEN	Design Studies	Metals/Jewelry Design	BFA
KEN	Fine Arts/Foundation	Drawing	BFA
KEN	Fine Arts/Foundation	Drawing with Printmaking Focus	BFA
KEN	Fine Arts/Foundation	Fashion Studies	BFA
KEN	Fine Arts/Foundation	Fine Arts Drawing	MFA
KEN	Fine Arts/Foundation	Fine Arts Painting	MFA
KEN	Fine Arts/Foundation	Fine Arts Photography	MFA
KEN	Fine Arts/Foundation	Fine Arts Printmaking	MFA
KEN	Fine Arts/Foundation	Painting	BFA
KEN	Fine Arts/Foundation	Photography	BFA
KEN	Fine Arts/Foundation	Sculpture/Functional Art	BFA
KEN	Liberal Arts & Sciences	Art Education	BFA
KEN	Liberal Arts & Sciences	Art Education	MFA
KEN	Liberal Arts & Sciences	Art History	BS
OPT	Optometry	Optometry	OD
PHR	Pharmacy	Doctor of Pharmacy	Pharm.D.
TEC	Architectural Technology & Facility Mgmt	Architectural Technology	AAS
TEC	Architectural Technology & Facility Mgmt	Architecture & Sustainability	BS
TEC	Architectural Technology & Facility Mgmt	Facility Management	BS
TEC	Automotive	Automotive Engineering Technology	BS
TEC	Automotive	Automotive Management	BS
TEC	Automotive	Automotive Service Technology	AAS
TEC	Construction Technology & Management	Building Construction Technology	AAS
TEC	Construction Technology & Management	Civil Engineering Technology	AAS
TEC	Construction Technology & Management	Construction Management	BS
TEC	Construction Technology & Management	Construction Management/Comm/Indust Bldg	BS
TEC	Construction Technology & Management	Construction Management/Highway/Bridge	BS
TEC	Electronics/CNS	Computer Networks & Systems	BS
TEC	Electronics/CNS	Electrical/Electronics Engineering Technology	BS
TEC	Electronics/CNS	Energy Systems Engineering	BS
TEC	Electronics/CNS	Industrial Electronics Technology	AAS
TEC	Heavy Equipment	Heavy Equipment Service Engineering Technology	BS
TEC	Heavy Equipment	Heavy Equipment Technology	AAS
TEC	HVACR	HVACR Engineering Technology and Energy Management	BS
TEC	HVACR	HVACR Technology	AAS
TEC	Manufacturing Engineering Technology	Industrial Technology and Management	BAS
TEC	Manufacturing Engineering Technology	Manufacturing Engineering Technology	BS
TEC	Manufacturing Engineering Technology	Manufacturing Technology	AAS
TEC	Manufacturing Engineering Technology	Quality Engineering Technology	BS
TEC	Mechanical Design	CAD Drafting & Tool Design Technology	AAS
TEC	Mechanical Design	Mechanical Engineering Technology	AAS
TEC	Mechanical Design	Mechanical Engineering Technology	BS
TEC	Mechanical Design	Product Design Engineering Technology	BS
TEC	Plastics & Rubber	Plastics & Polymer Engineering Technology	AAS
TEC	Plastics & Rubber	Plastics Engineering Technology	BS
TEC	Plastics & Rubber	Rubber Engineering Technology	BS
TEC	Printing & Imaging Technology Management	New Media Printing & Publishing	BS

FERRIS STATE UNIVERSITY

APPROVED PROGRAMS

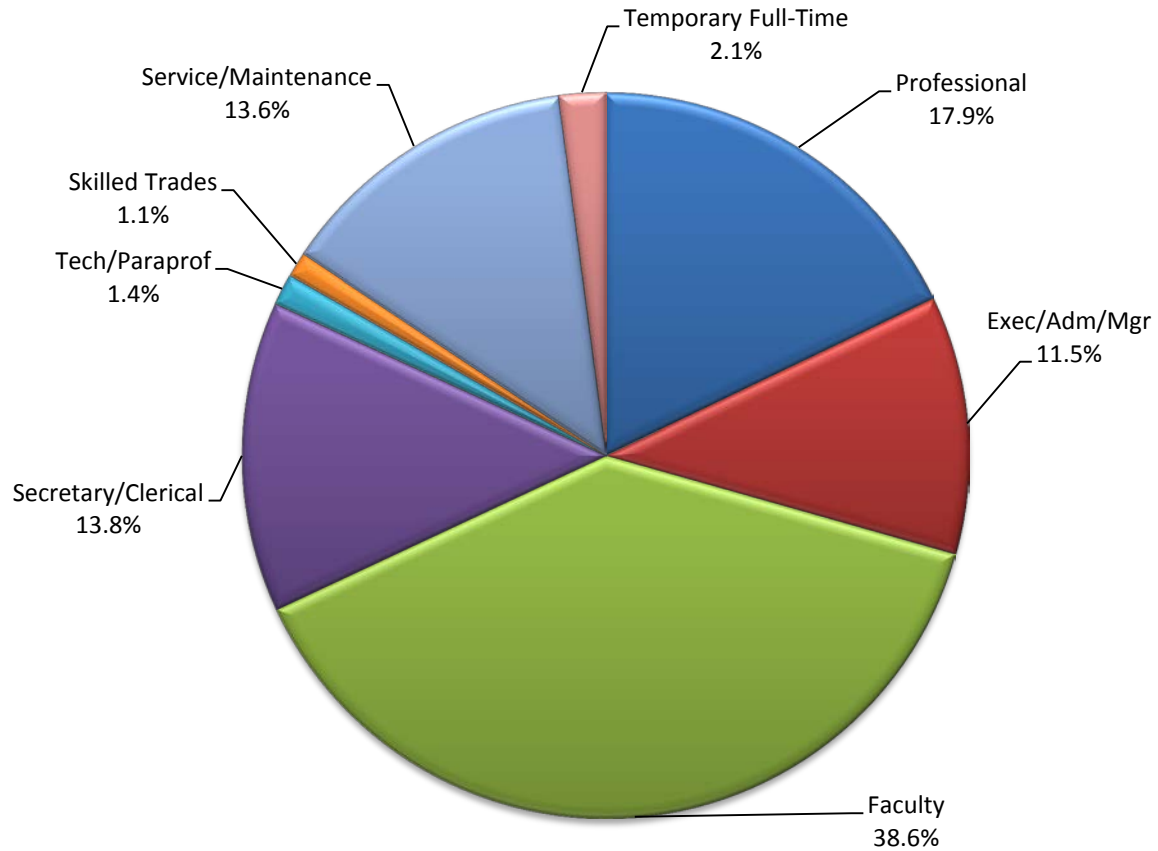
COLLEGE	DEPARTMENT	PROGRAM NAMES	DEGREE
TEC	Printing & Imaging Technology Management	Printing & Digital Graphic Imaging Technology	AAS
TEC	Printing & Imaging Technology Management	Printing Management	BS
TEC	Surveying	Surveying Engineering	BS
TEC	Surveying	Surveying Technology	AAS
TEC	Welding Engineering Technology	Welding Engineering Technology	BS
TEC	Welding Engineering Technology	Welding Technology	AAS

Source: Academic Affairs

FACULTY & STAFF

**UNIVERSITY STAFF BY JOB CATEGORY AND GENDER
FALL 2013**

FULL-TIME

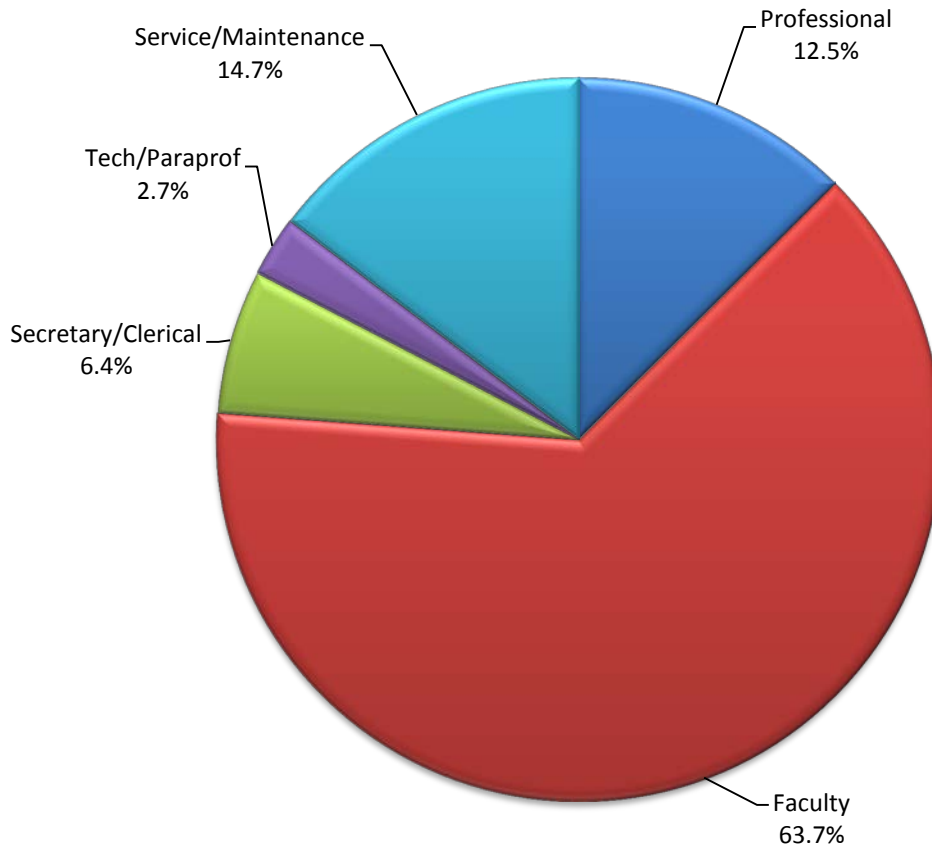


<u>JOB CATEGORY</u>	<u>MALE NUMBER</u>	<u>PERCENT</u>	<u>FEMALE NUMBER</u>	<u>PERCENT</u>	<u>TOTAL NUMBER</u>	<u>PERCENT</u>
Professional	126	46.7%	144	53.3%	270	17.9%
Exec/Adm/Mgr	92	52.9%	82	47.1%	174	11.5%
Faculty	334	57.2%	250	42.8%	584	38.6%
Secretary/Clerical	7	3.3%	202	96.7%	209	13.8%
Tech/Paraprof	10	47.6%	11	52.4%	21	1.4%
Skilled Trades	17	100.0%	0	0.0%	17	1.1%
Service/Maintenance	119	58.0%	86	42.0%	205	13.6%
Temporary Full-Time	15	48.4%	16	51.6%	31	2.1%
TOTAL	720	47.7%	791	52.3%	1511	100.0%

Source: Office of Human Resource Development

**UNIVERSITY STAFF BY JOB CATEGORY AND GENDER
FALL 2013**

PART-TIME

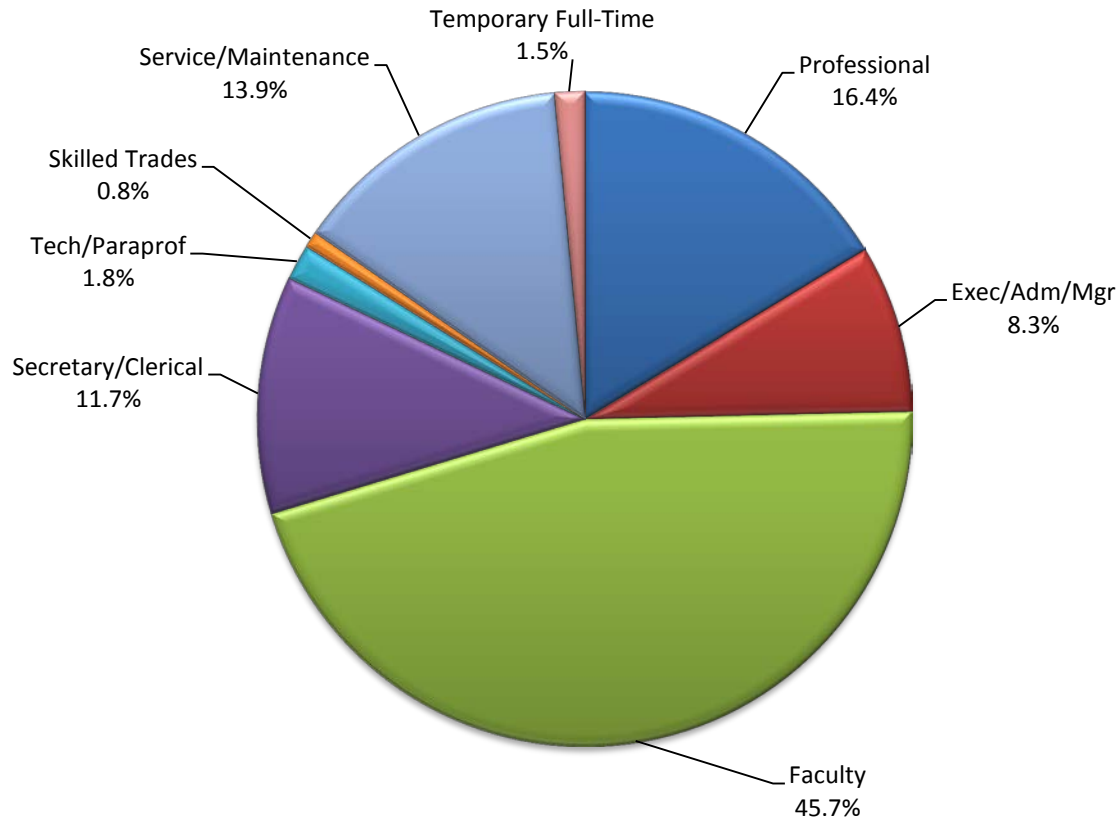


<u>JOB CATEGORY</u>	<u>MALE NUMBER</u>	<u>PERCENT</u>	<u>FEMALE NUMBER</u>	<u>PERCENT</u>	<u>TOTAL NUMBER</u>	<u>PERCENT</u>
Professional	29	39.2%	45	60.8%	74	12.5%
Faculty	191	50.7%	186	49.3%	377	63.7%
Secretary/Clerical	6	15.8%	32	84.2%	38	6.4%
Tech/Paraprof	9	56.3%	7	43.8%	16	2.7%
Service/Maintenance	34	39.1%	53	60.9%	87	14.7%
TOTAL	269	45.4%	323	54.6%	592	100.0%

Source: Office of Human Resource Development

**UNIVERSITY STAFF BY JOB CATEGORY AND GENDER
FALL 2013**

TOTAL



<u>JOB CATEGORY</u>	<u>MALE NUMBER</u>	<u>PERCENT</u>	<u>FEMALE NUMBER</u>	<u>PERCENT</u>	<u>TOTAL NUMBER</u>	<u>PERCENT</u>
Professional	155	45.1%	189	54.9%	344	16.4%
Exec/Adm/Mgr	92	52.9%	82	47.1%	174	8.3%
Faculty	525	54.6%	436	45.4%	961	45.7%
Secretary/Clerical	13	5.3%	234	94.7%	247	11.7%
Tech/Paraprof	19	51.4%	18	48.6%	37	1.8%
Skilled Trades	17	100.0%	0	0.0%	17	0.8%
Service/Maintenance	153	52.4%	139	47.6%	292	13.9%
Temporary Full-Time	15	48.4%	16	51.6%	31	1.5%
TOTAL	989	47.0%	1114	53.0%	2103	100.0%

Source: Office of Human Resource Development

FALL FACULTY AND STAFF BY RACE/ETHNICITY AND GENDER

FULL-TIME & PART-TIME EMPLOYEES - 11/1/2013

	<u>FEMALE</u>	<u>MALE</u>	<u>TOTAL</u>
AMERICAN INDIAN OR ALASKAN NATIVE	5	6	11
ASIAN	19	32	51
BLACK OR AFRICAN AMERICAN	23	27	50
HISPANIC OR LATINO	11	17	28
INTERNATIONAL	0	0	0
NATIVE HAWAIIAN OR PACIFIC ISLANDER	1	0	1
TWO OR MORE RACES	3	7	10
WHITE	996	856	1,852
UNREPORTED	56	44	100
TOTAL	1,114	989	2,103

The following definitions are used in determining racial/ethnic designations:

American Indian or Alaskan Native:

A person having origins in any of the original peoples of North and South America (including Central America), and who maintains cultural identification through tribal affiliation or community attachment.

Asian:

A person having origins in any of the original peoples of the Far East, Southeast Asia, or the Indian Subcontinent including, for example, Cambodia, China, India, Japan, Korea, Malaysia, Pakistan, the Philippine Islands, Thailand, and Vietnam.

Black or African American:

A person having origins in any of the black racial groups of Africa.

Hispanic or Latino:

A person of Cuban, Mexican, Puerto Rican, Central or South American, or other Spanish culture or origin, regardless of race.

International:

A person who is not a citizen of the United States, and who is in this country on a temporary basis and does not have a right to remain indefinitely.

Native Hawaiian or Pacific Islander:

A person having origins in any of the original peoples of Hawaii, Guam, Samoa, or other Pacific Island.

White:

A person having origins in any of the original peoples of Europe, the Middle East, or North Africa.

Source: Office of Human Resource Development

DISTINGUISHED TEACHER AWARD

The Ferris State University Academic Senate oversees the selection of the Distinguished Teacher Awards. Teachers receiving this award have been nominated by their peers based on the following criteria: teaching excellence; participation in professional development activities; interest in students outside the classroom/laboratory; and exhibiting distinction as a member of the university community.

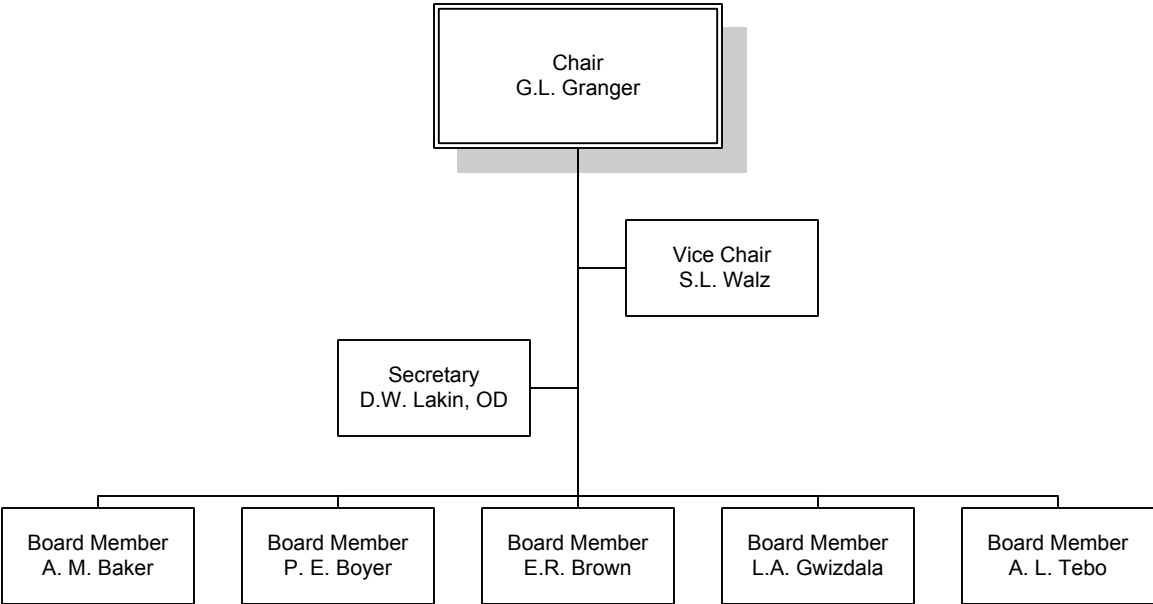
YEAR	RECIPIENT	COLLEGE	YEAR	RECIPIENT	COLLEGE
1966	George Wells	Arts & Sciences	1992	Bruce L. Beetley	Arts & Sciences
1967	Garnet Zimmerman	Technology	1992	John H. Landis	Allied Health Sciences
1968	Karlis Kazerovskis	Pharmacy	1993	Doug Fonner	Arts & Sciences
1969	Frank Karas	Arts & Sciences	1993	Terry Nerbonne	Education
1970	Robert K. Harry	Arts & Sciences	1994	Fred Lovgren	Business
1971	Kenneth O. McManis	Arts & Sciences	1994	Edward Stuart	Technology
1972	George N. Holcomb	Pharmacy	1995	Maude Bigford	Arts & Sciences
1973	Richard Hunter	Allied Health	1995	Judy Schottle	Allied Health Sciences
1974	Roger F. Kennedy	Technology	1996	Michael Keating	Optometry
1975	Everett J. Nienhouse	Arts & Sciences	1996	Caroline Stern	Arts & Sciences
1976	Barbara Sengelaub	Allied Health	1997	J. Randall Vance	Optometry
1977	Max T. Yeley	Technology	1998	Walt Hoeksema	Arts & Sciences
1978	Richard L. Shaw	Technology	1998	Mitchell LeClaire	Technology
1979	Joseph J. Mitala	Pharmacy	1999	Maryanne Heidemann	Arts & Sciences
1980	Sidney P. Sytsma	Business	1999	James (Ted) Walker	Arts & Sciences
1981	Richard A. Santer	Arts & Sciences	2000	Daniel E. Noren	Arts & Sciences
1982	Michael D. Ells	Allied Health	2000	Richard J. Pisacreta	Arts & Sciences
1982	Neill H. Nutter	Arts & Sciences	2001	Abdollah Ferdowsi	Business
1983	Herbert L. Carson	Arts & Sciences	2001	J. Randall Groves	Arts & Sciences
1984	Robert E. Friar	Arts & Sciences	2002	Sheila Squicciarini	Allied Health Sciences
1984	Newell H. Johnson	Technology	2003	David Aiken	Arts & Sciences
1985	Julia H. Bonkowski	Allied Health	2003	David Hanna	Technology
1985	James P. Lehnert	Arts & Sciences	2003	Phillip Middleton	Arts & Sciences
1986	Ada Lou Carson	Arts & Sciences	2004	David Pilgrim	Arts & Sciences
1987	Michael C. Cooper	Business	2005	Robert McCullough	Arts & Sciences
1987	Rose Ann Swartz	Business	2005	Fred Heck	Arts & Sciences
1988	Robert C. Ferguson	Arts & Sciences	2006	Pasquale Di Raddo	Arts & Sciences
1988	Garth S. McHattie	Education	2007	Mary Murnik	Arts & Sciences
1989	Mark A. Curtis	Technology	2008	Khagendra Thapa	Technology
1989	James D. Maas	Business	2009	Daniel Adsmond	Arts & Sciences
1990	Marilyn Keigley	Business	2010	Richard Goosen	Engineering Technology
1990	Christine Towner	Allied Health	2011	Greg Gogolin	Business
1991	Roxanne M. Cullen	Arts & Sciences	2012	Clifton V. Franklund	Arts & Sciences
1991	Gary C. Horn	Arts & Sciences	2013	Avesh Raghunandan	Optometry

Source: Academic Senate

ORGANIZATIONAL CHARTS

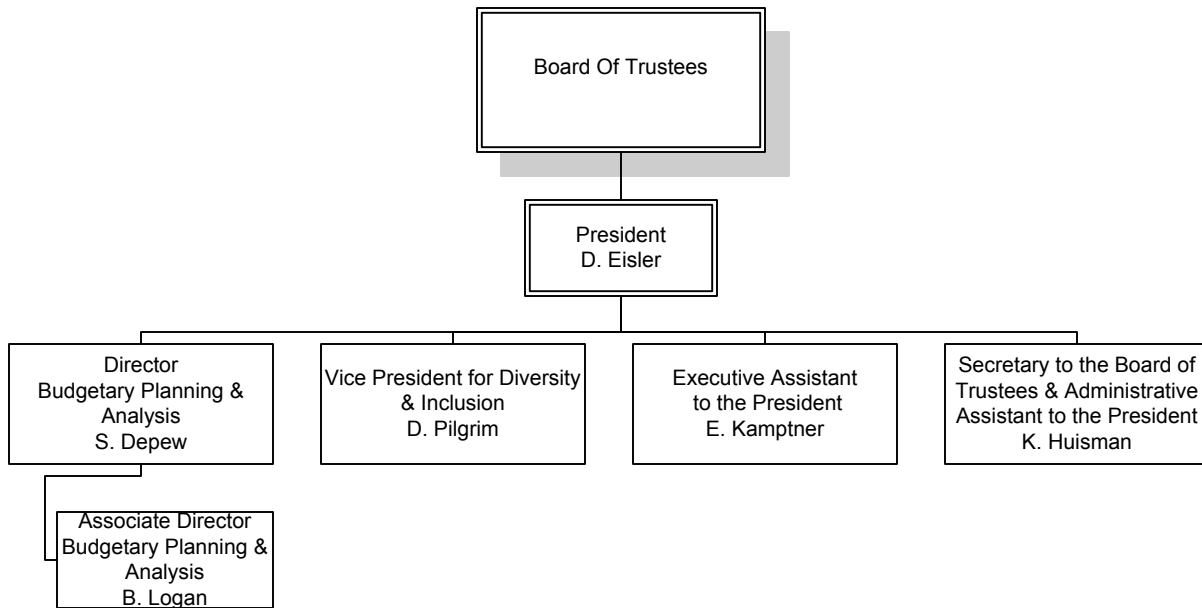
FERRIS STATE UNIVERSITY

BOARD OF TRUSTEES



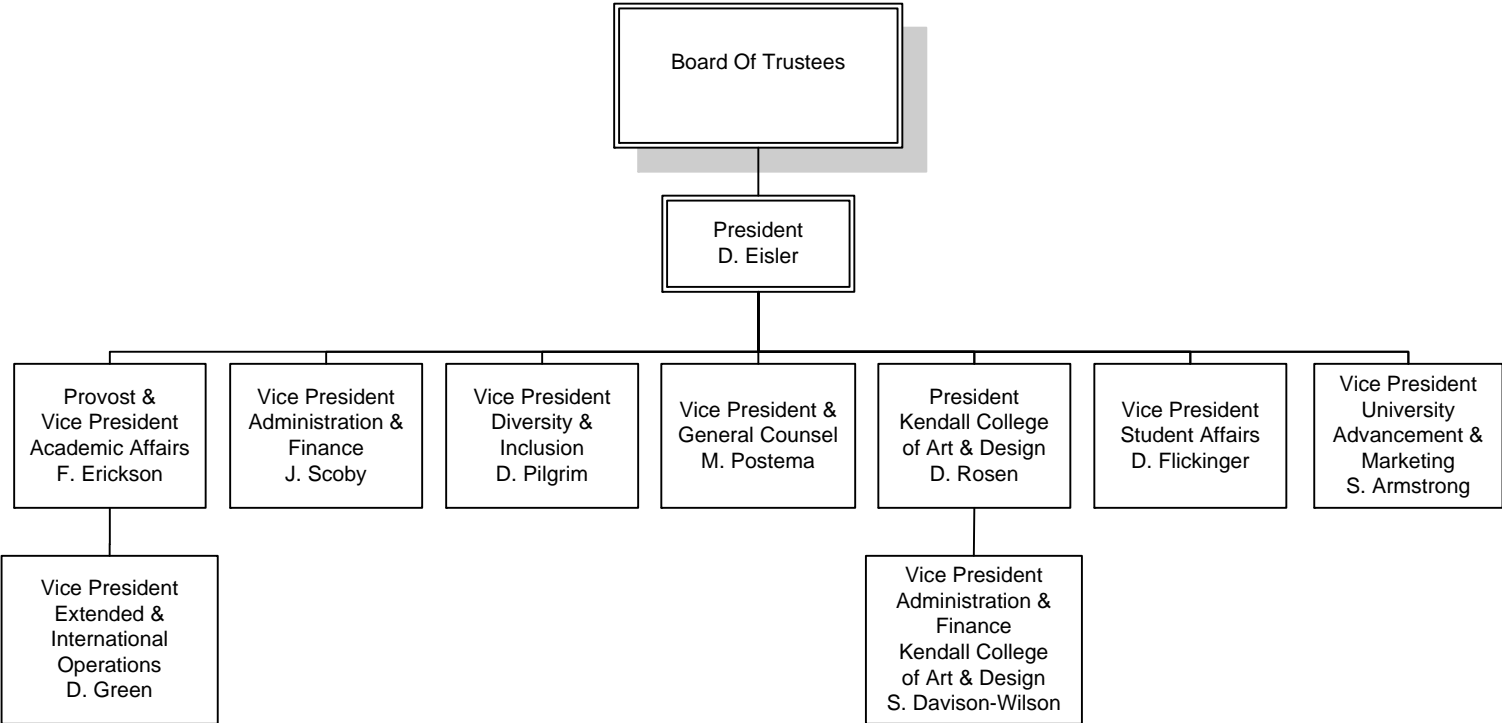
FERRIS STATE UNIVERSITY

EXECUTIVE DIVISION

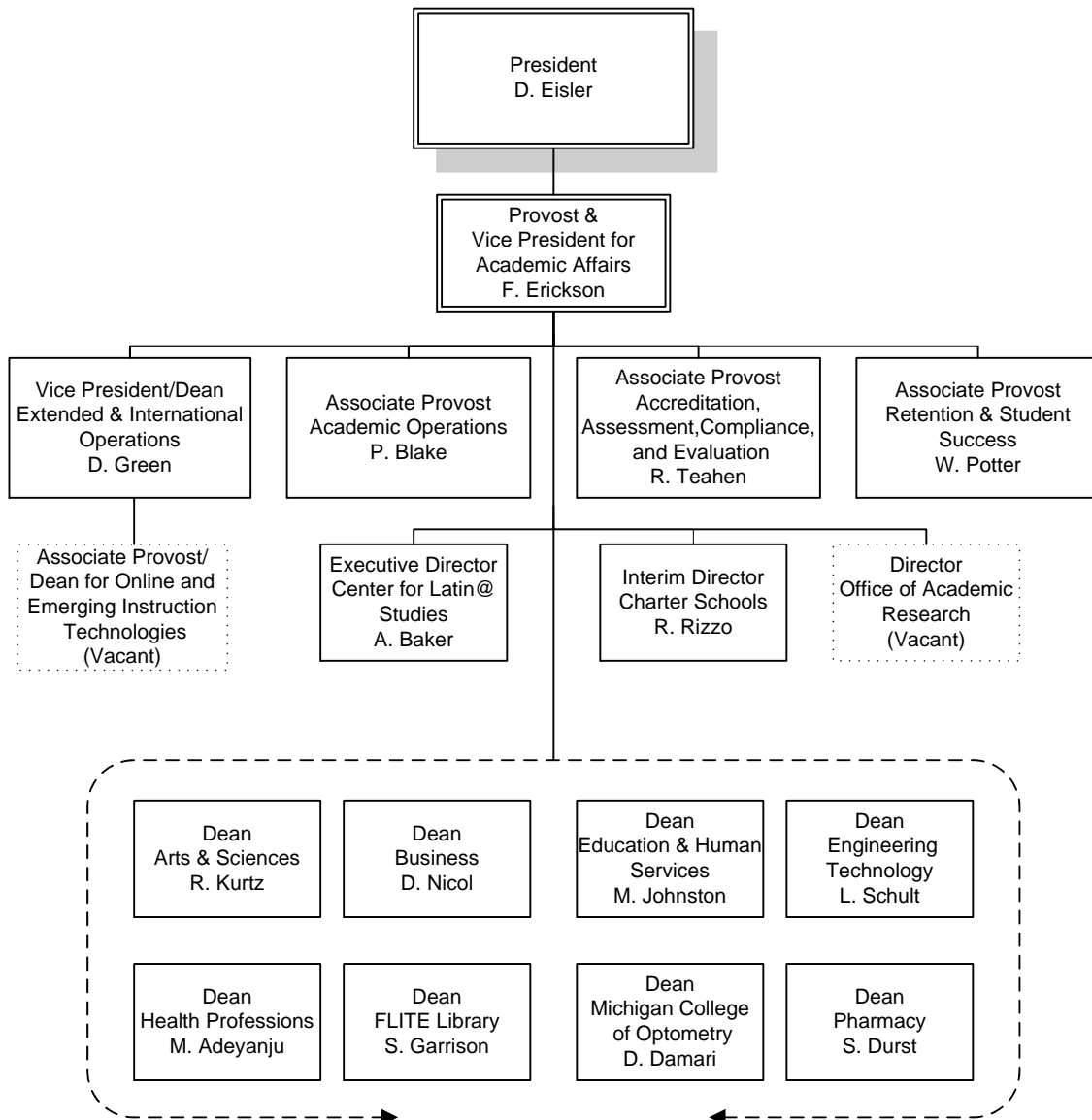


FERRIS STATE UNIVERSITY

PRESIDENT'S COUNCIL

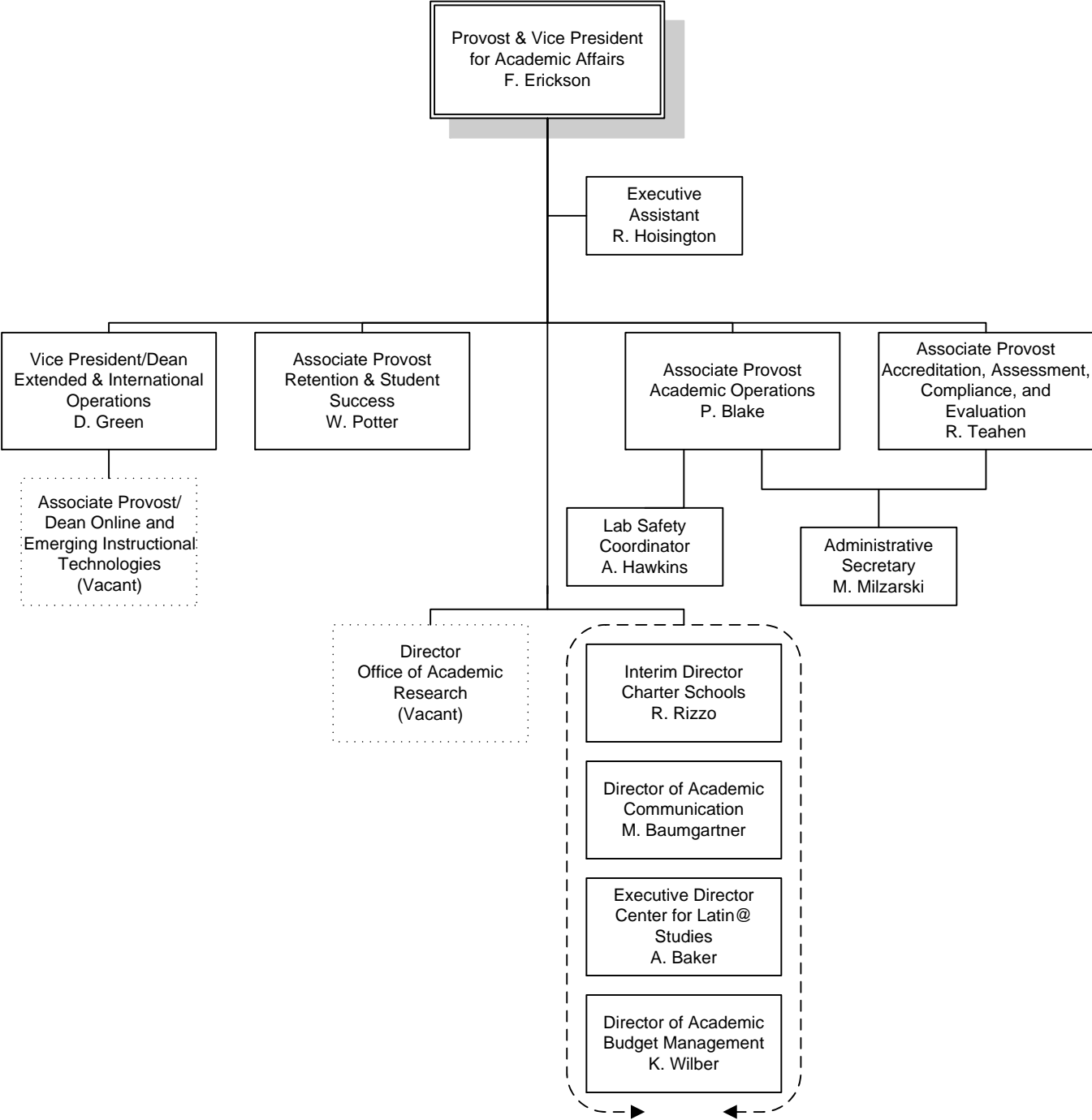


FERRIS STATE UNIVERSITY ACADEMIC AFFAIRS DIVISION



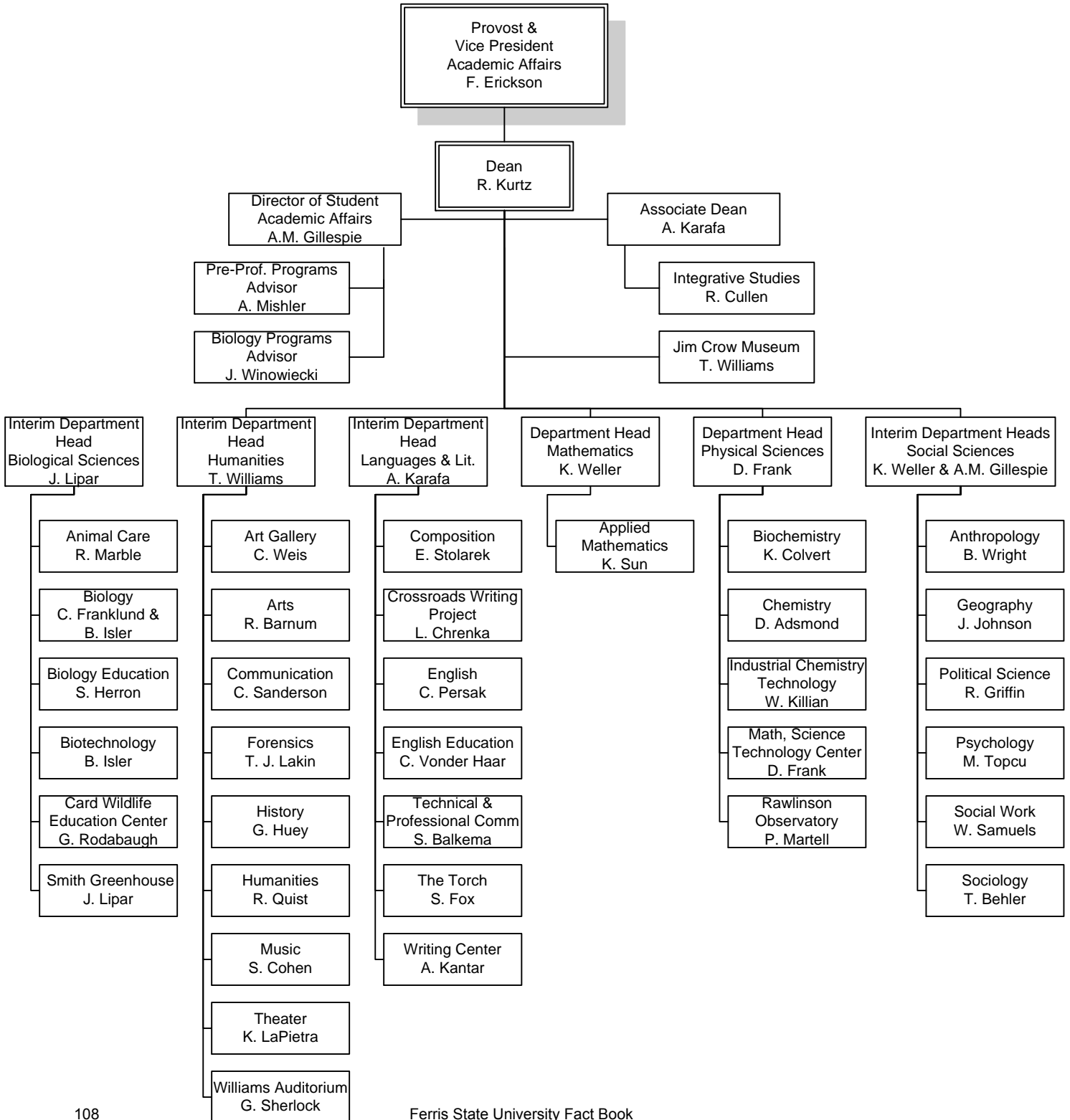
FERRIS STATE UNIVERSITY
ACADEMIC AFFAIRS DIVISION

OFFICE OF ACADEMIC AFFAIRS



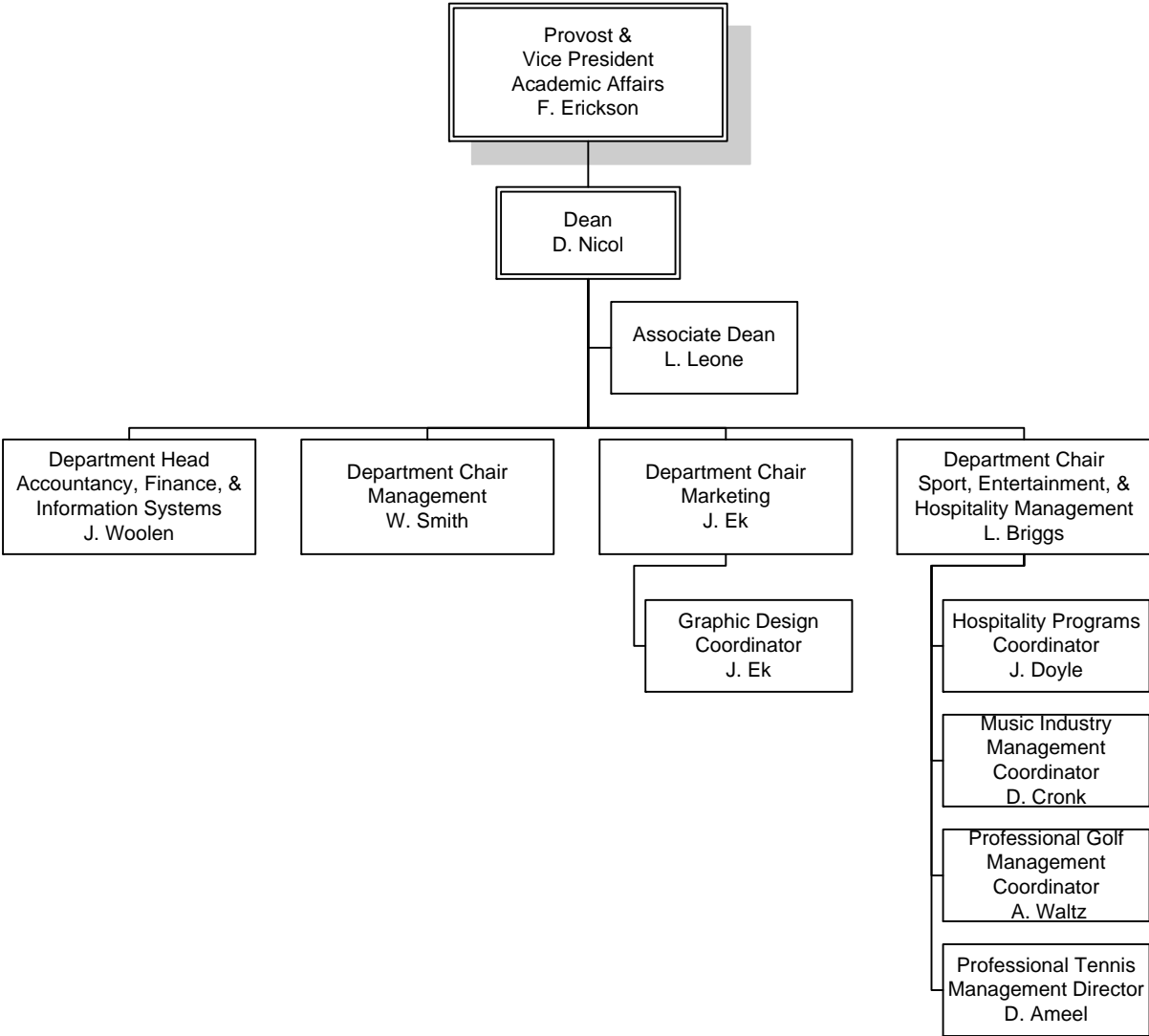
FERRIS STATE UNIVERSITY
ACADEMIC AFFAIRS DIVISION

COLLEGE OF ARTS & SCIENCES



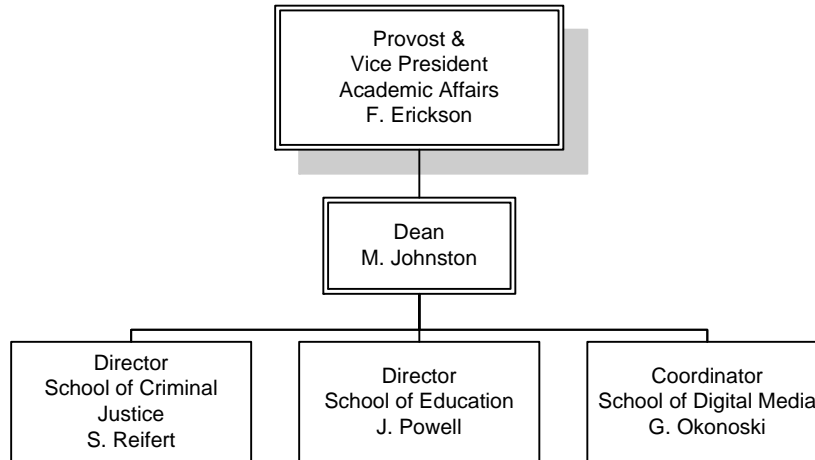
FERRIS STATE UNIVERSITY
ACADEMIC AFFAIRS DIVISION

COLLEGE OF BUSINESS



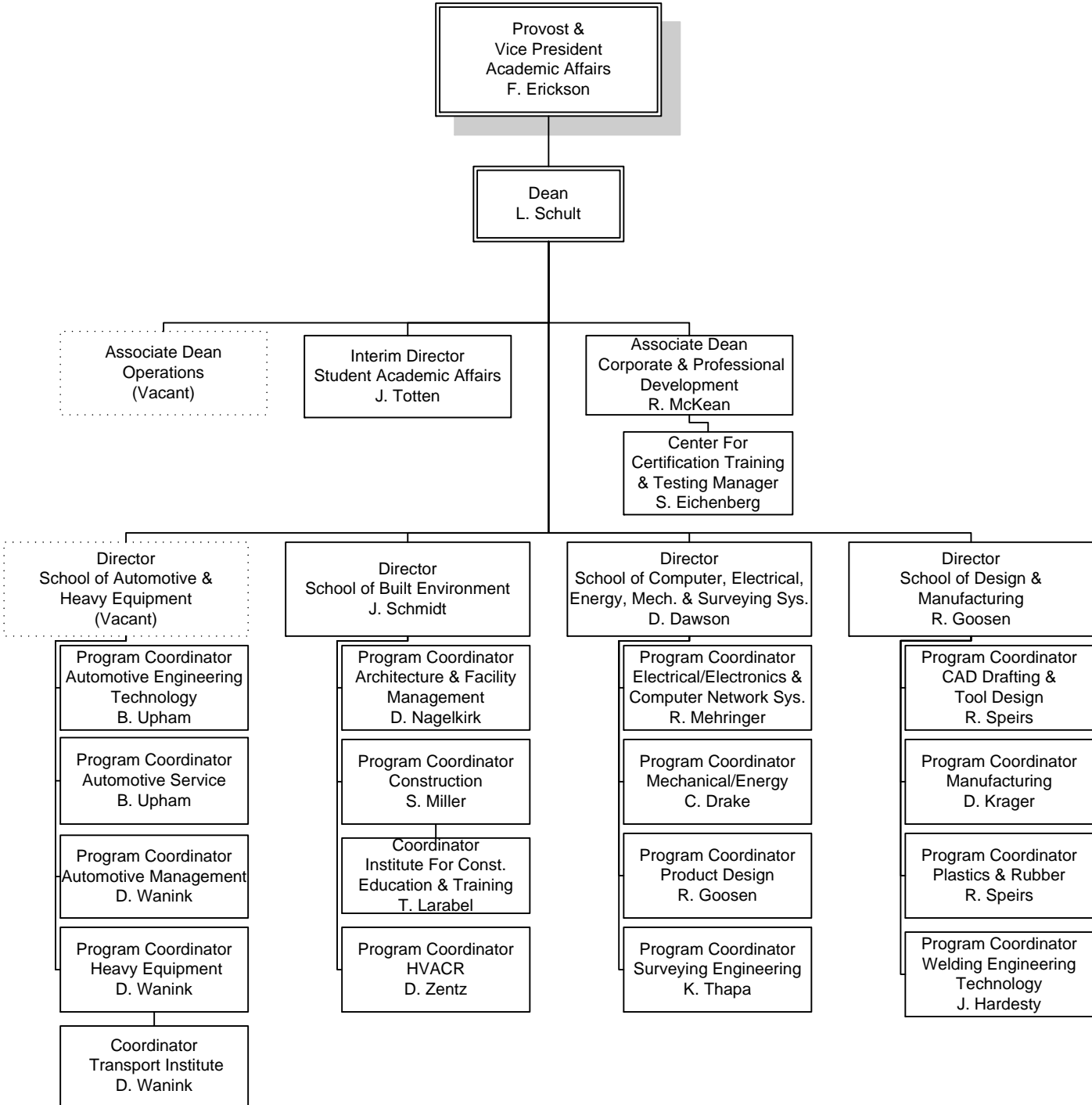
FERRIS STATE UNIVERSITY
ACADEMIC AFFAIRS DIVISION

COLLEGE OF EDUCATION & HUMAN SERVICES



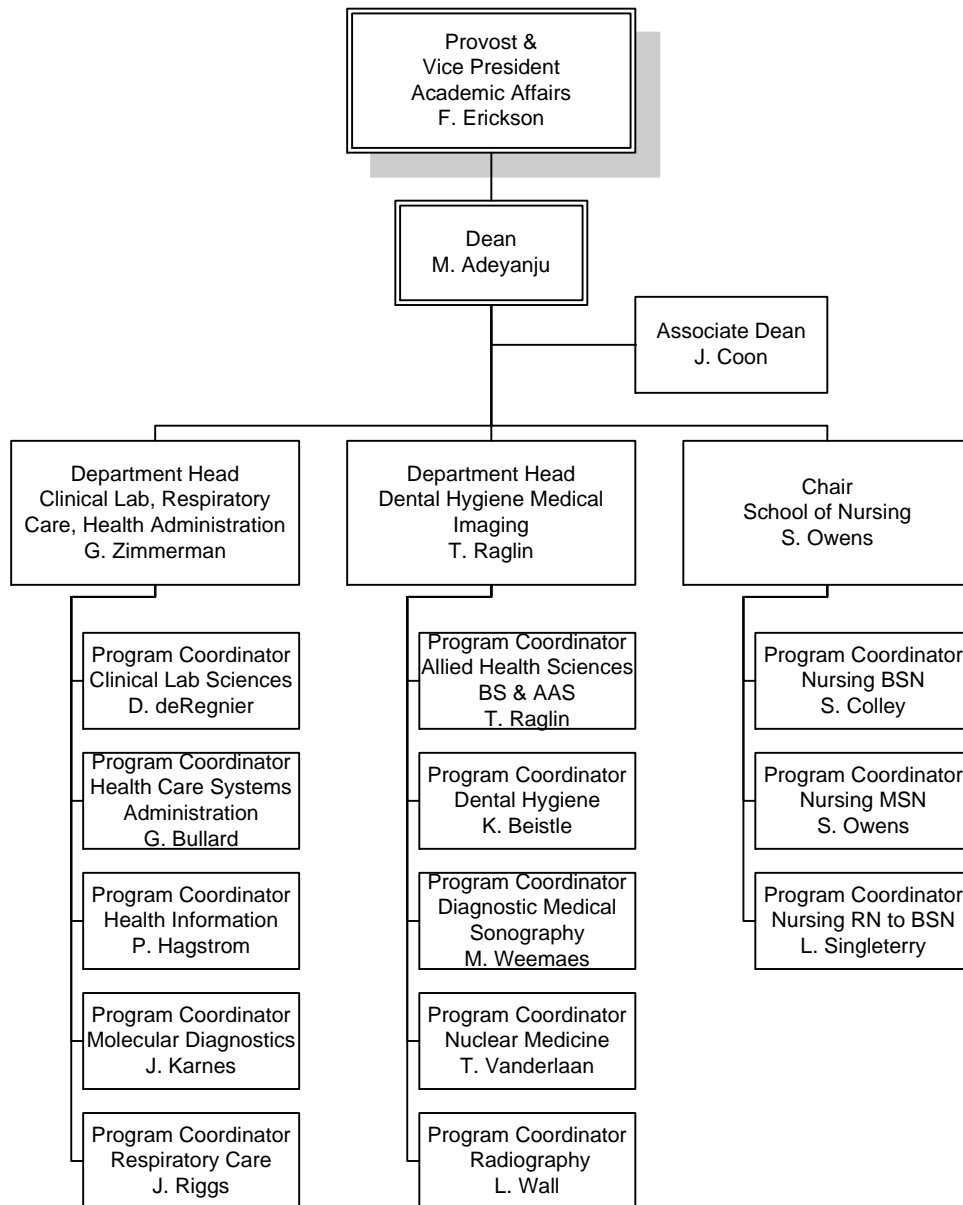
FERRIS STATE UNIVERSITY
ACADEMIC AFFAIRS DIVISION

COLLEGE OF ENGINEERING TECHNOLOGY



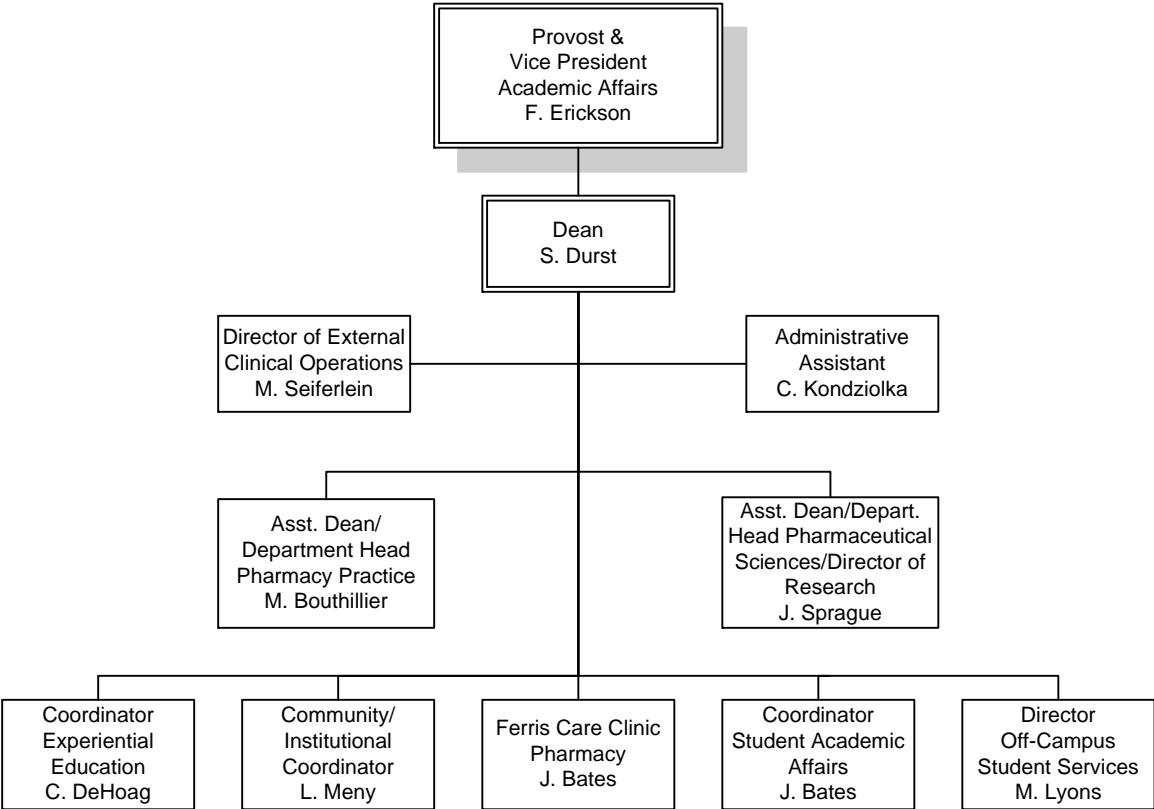
FERRIS STATE UNIVERSITY
ACADEMIC AFFAIRS DIVISION

COLLEGE OF HEALTH PROFESSIONS

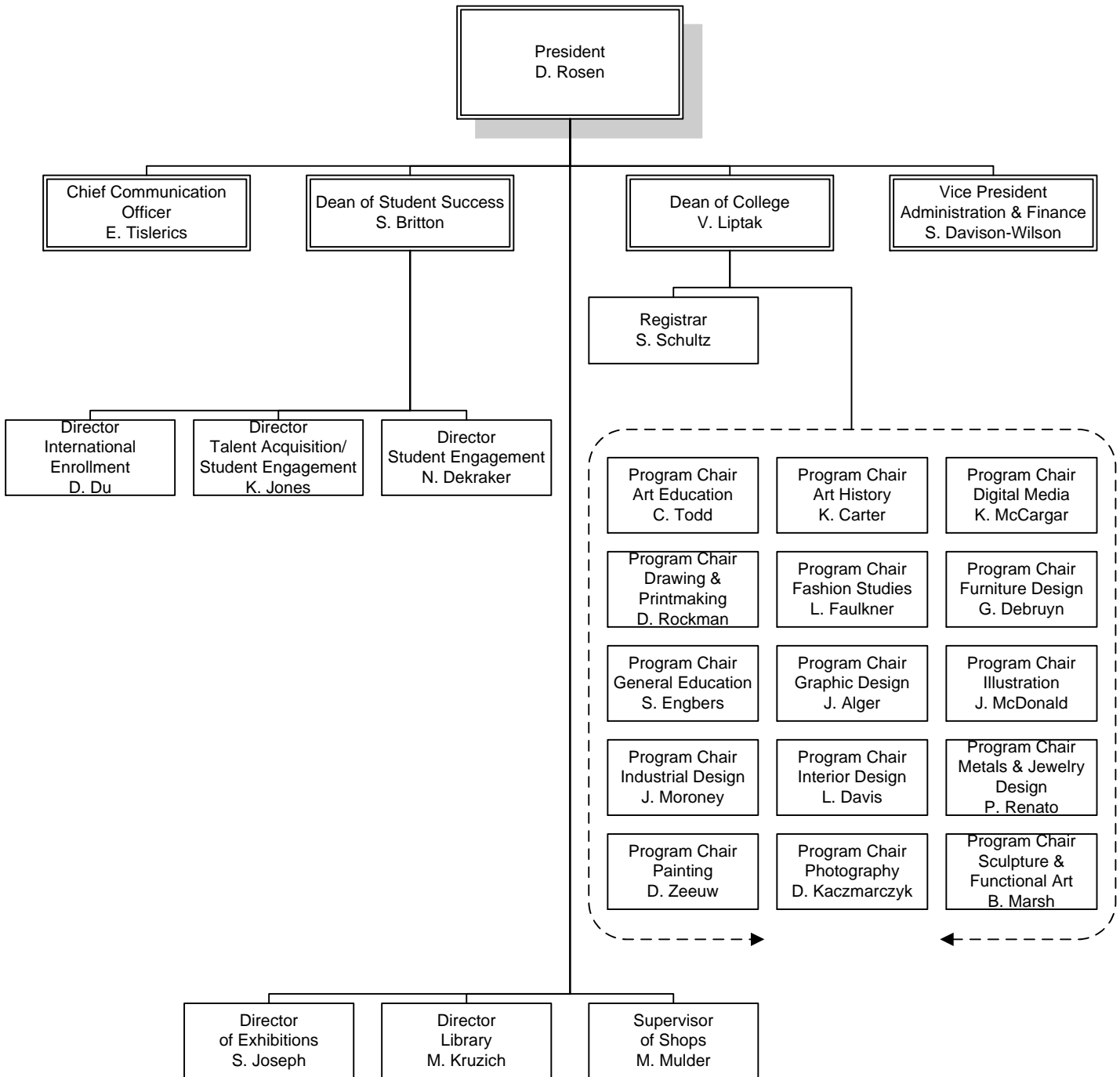


FERRIS STATE UNIVERSITY
ACADEMIC AFFAIRS DIVISION

COLLEGE OF PHARMACY

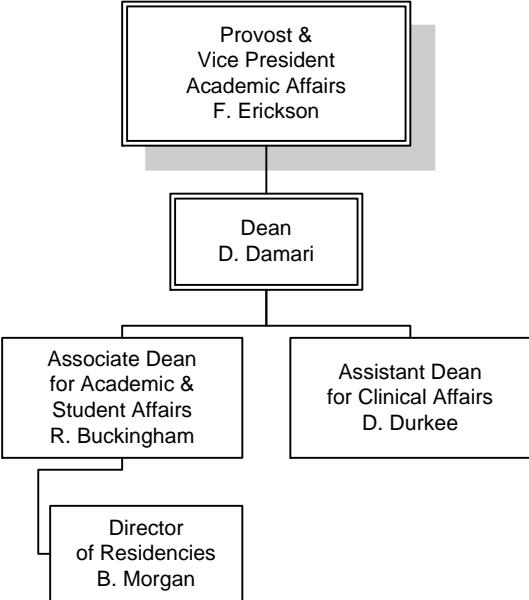


FERRIS STATE UNIVERSITY
KENDALL COLLEGE OF ART & DESIGN



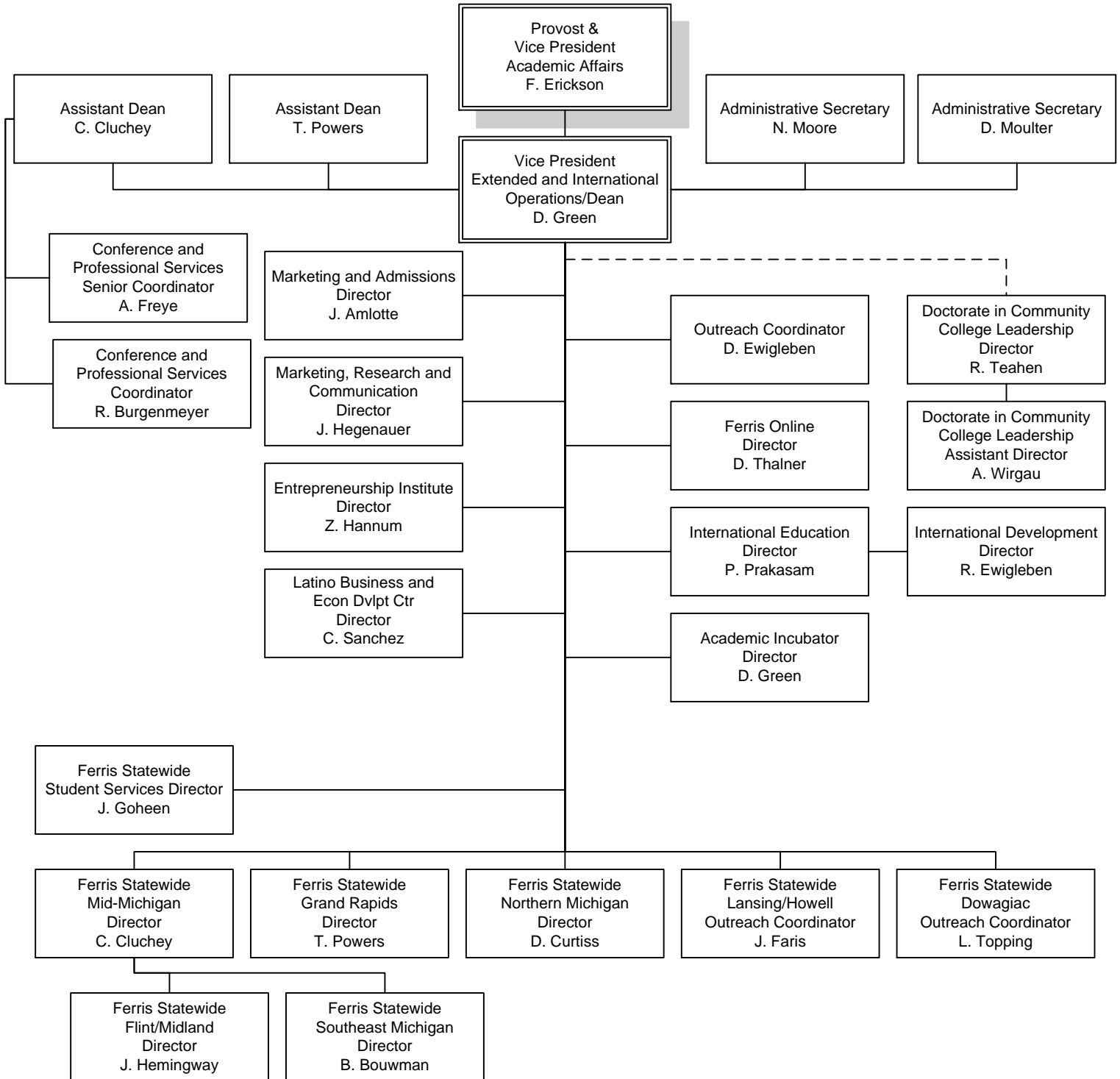
FERRIS STATE UNIVERSITY
ACADEMIC AFFAIRS DIVISION

MICHIGAN COLLEGE OF OPTOMETRY AT FERRIS STATE UNIVERSITY



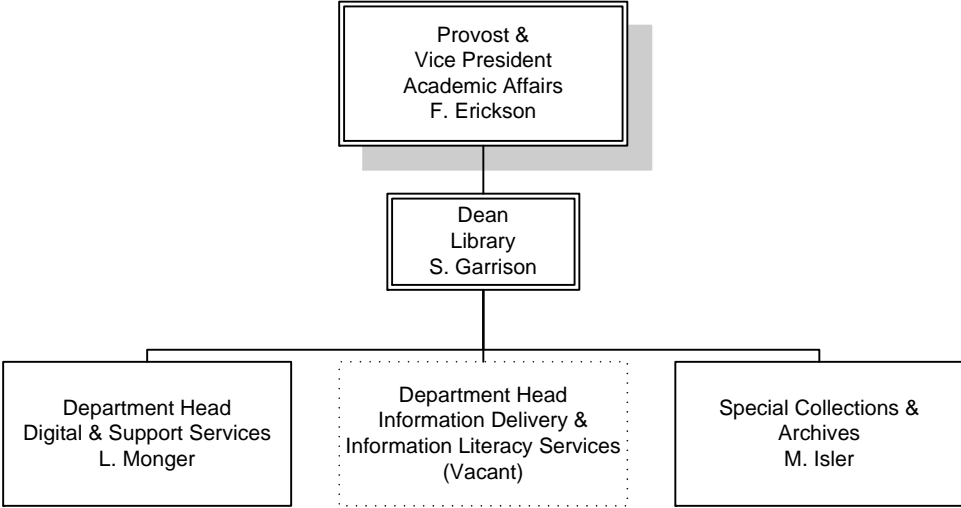
FERRIS STATE UNIVERSITY
ACADEMIC AFFAIRS DIVISION

EXTENDED & INTERNATIONAL OPERATIONS



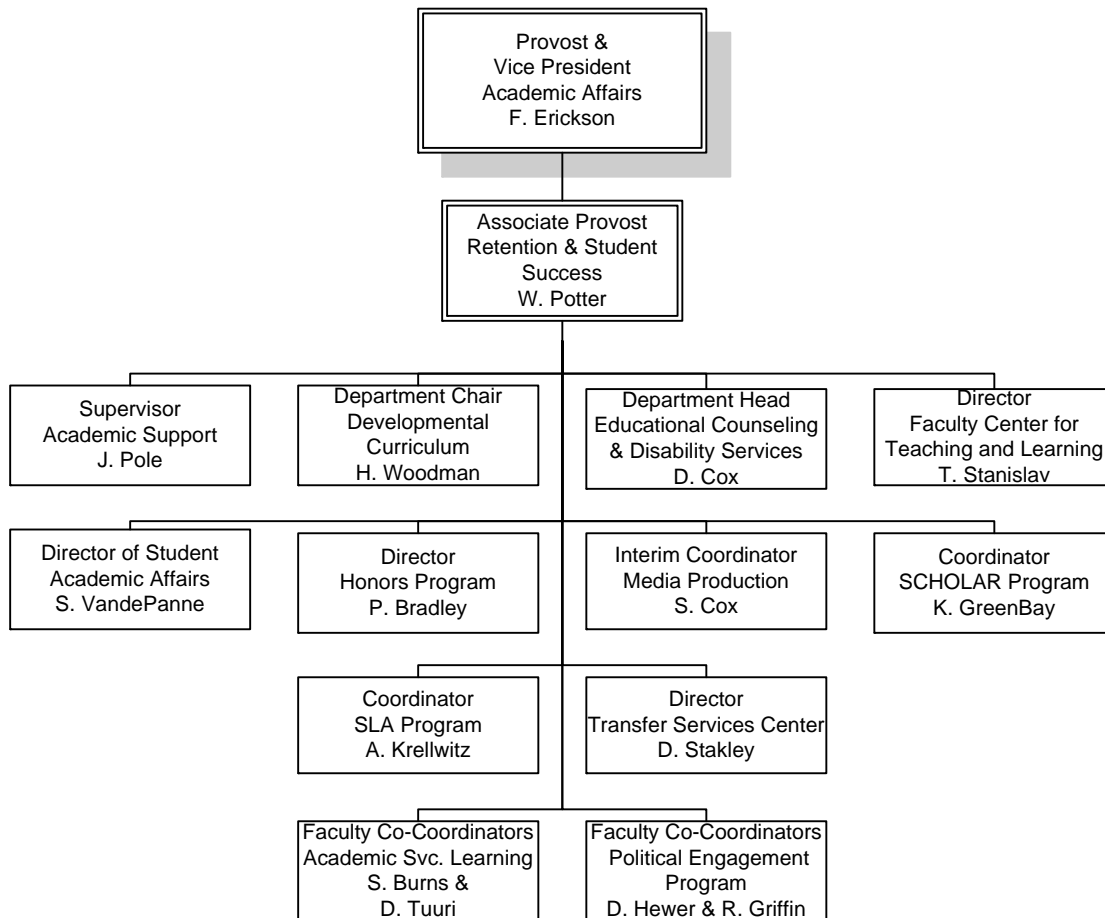
FERRIS STATE UNIVERSITY
ACADEMIC AFFAIRS DIVISION

LIBRARY



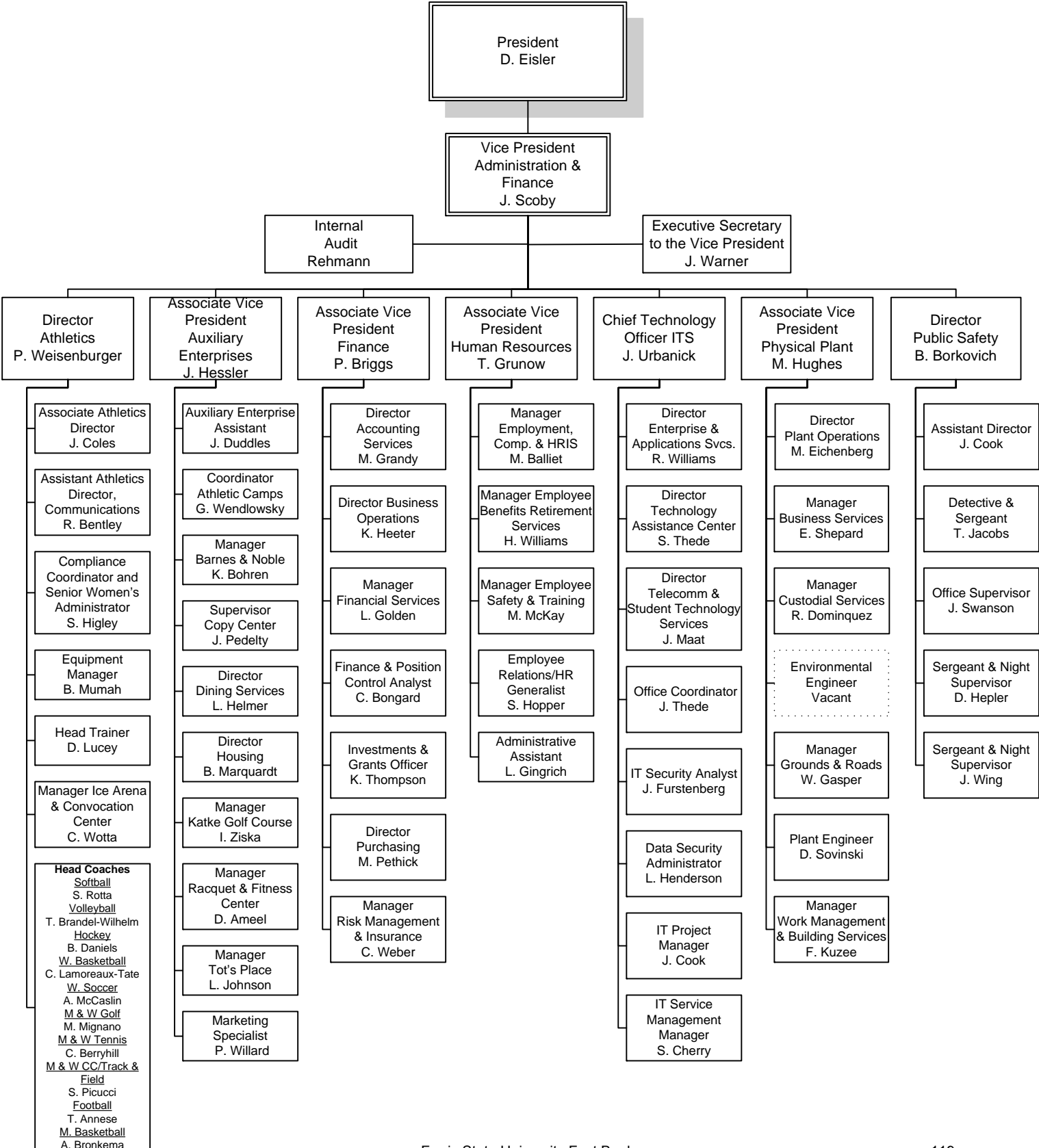
FERRIS STATE UNIVERSITY
ACADEMIC AFFAIRS DIVISION

RETENTION & STUDENT SUCCESS



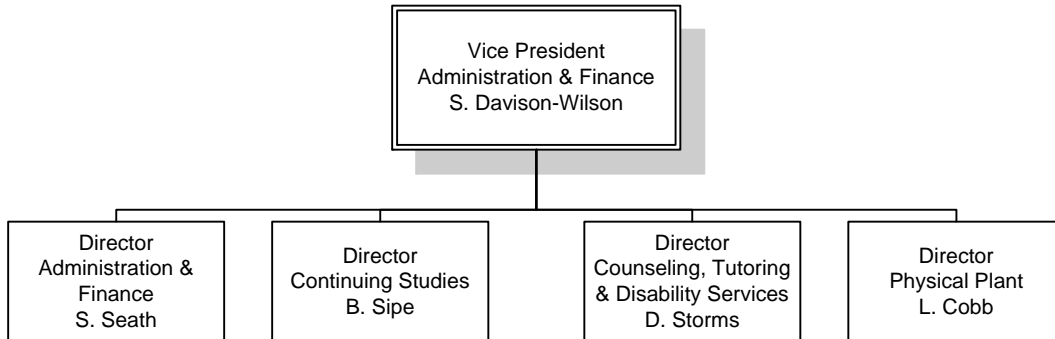
FERRIS STATE UNIVERSITY

ADMINISTRATION & FINANCE DIVISION



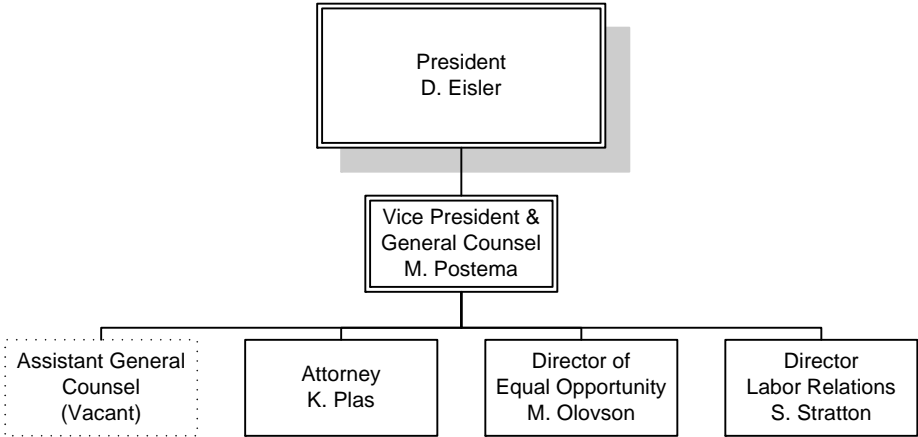
FERRIS STATE UNIVERSITY
KENDALL COLLEGE OF ART & DESIGN

ADMINISTRATION & FINANCE

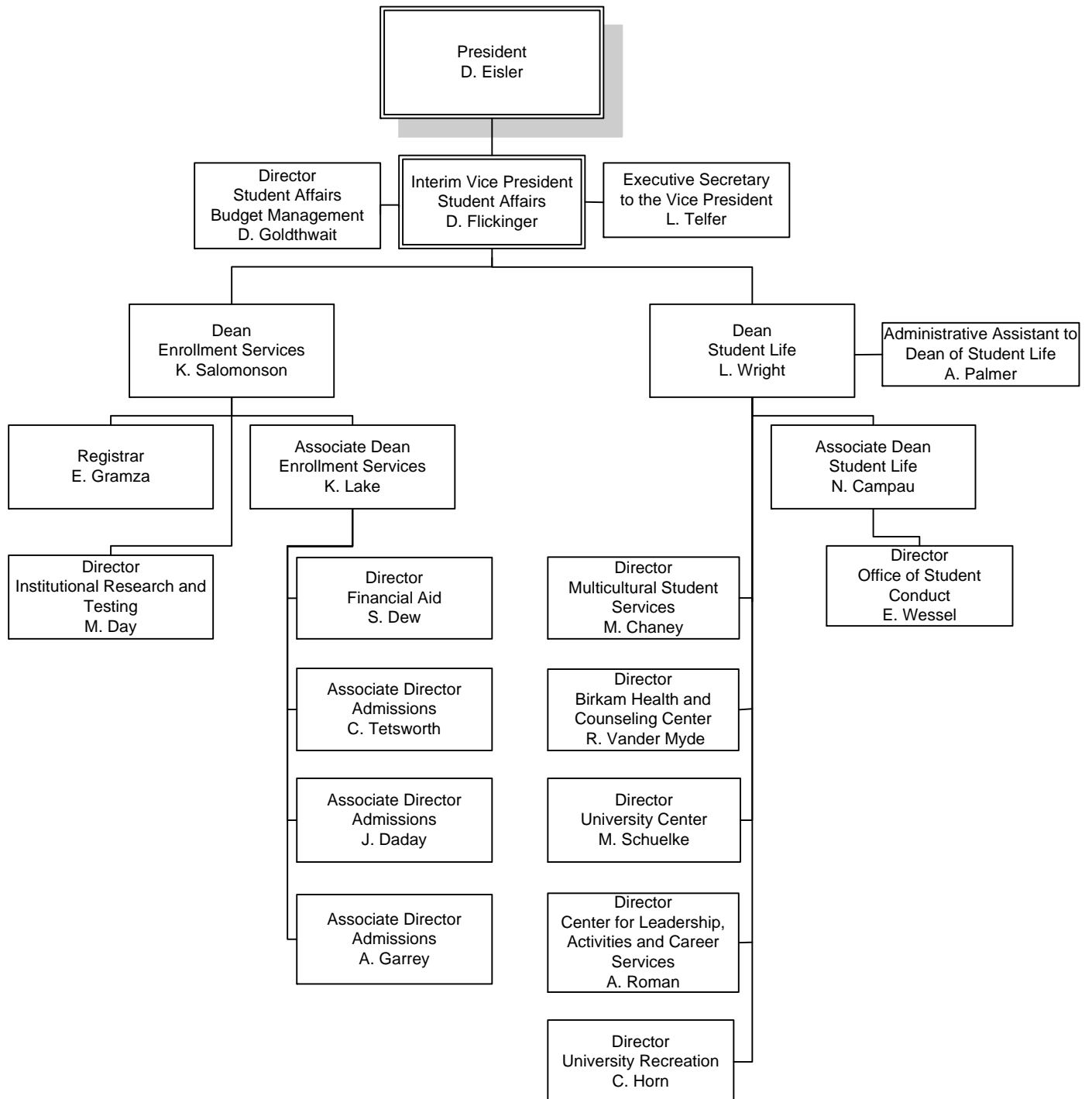


FERRIS STATE UNIVERSITY

GOVERNMENTAL RELATIONS & GENERAL COUNSEL

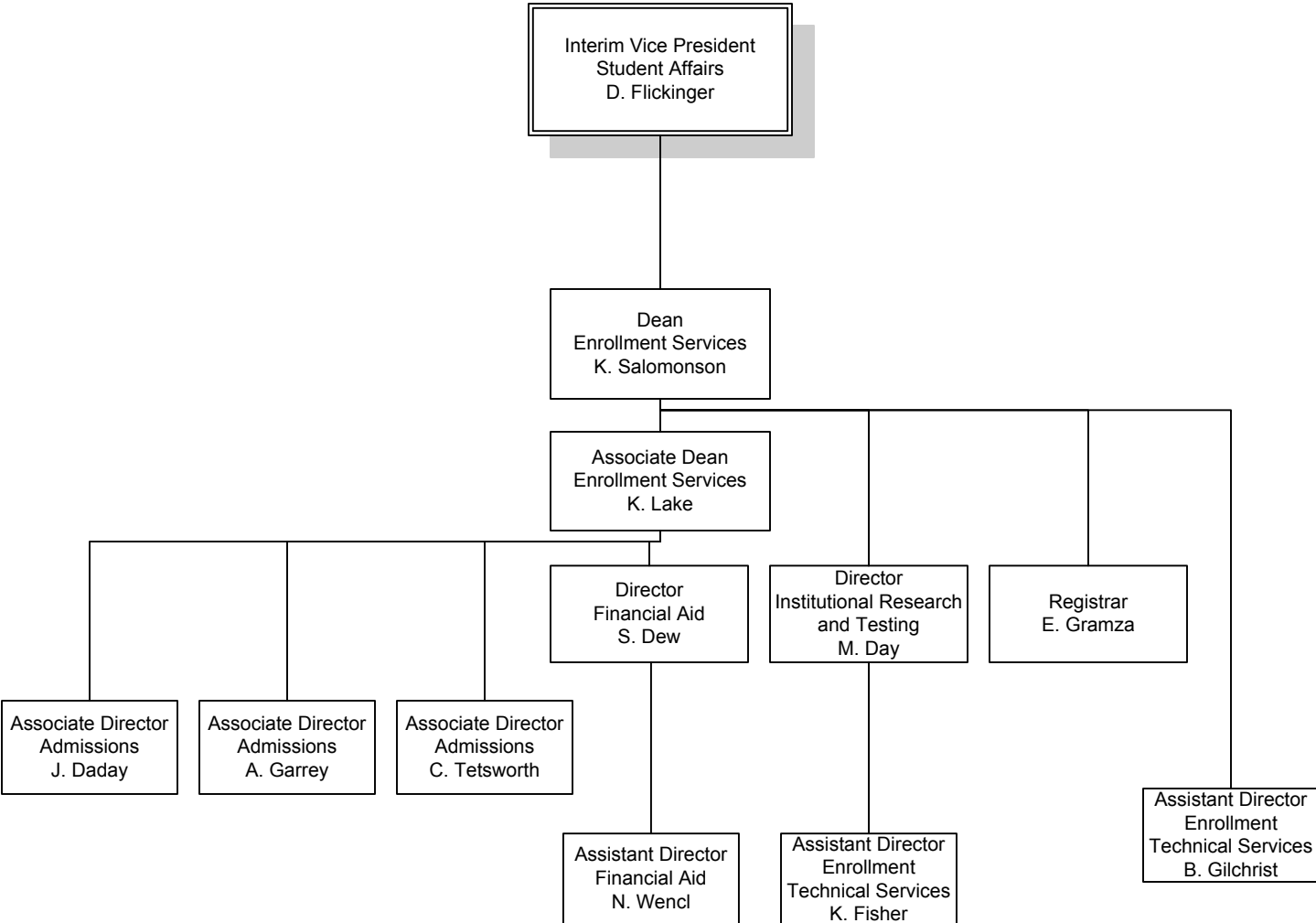


FERRIS STATE UNIVERSITY STUDENT AFFAIRS DIVISION



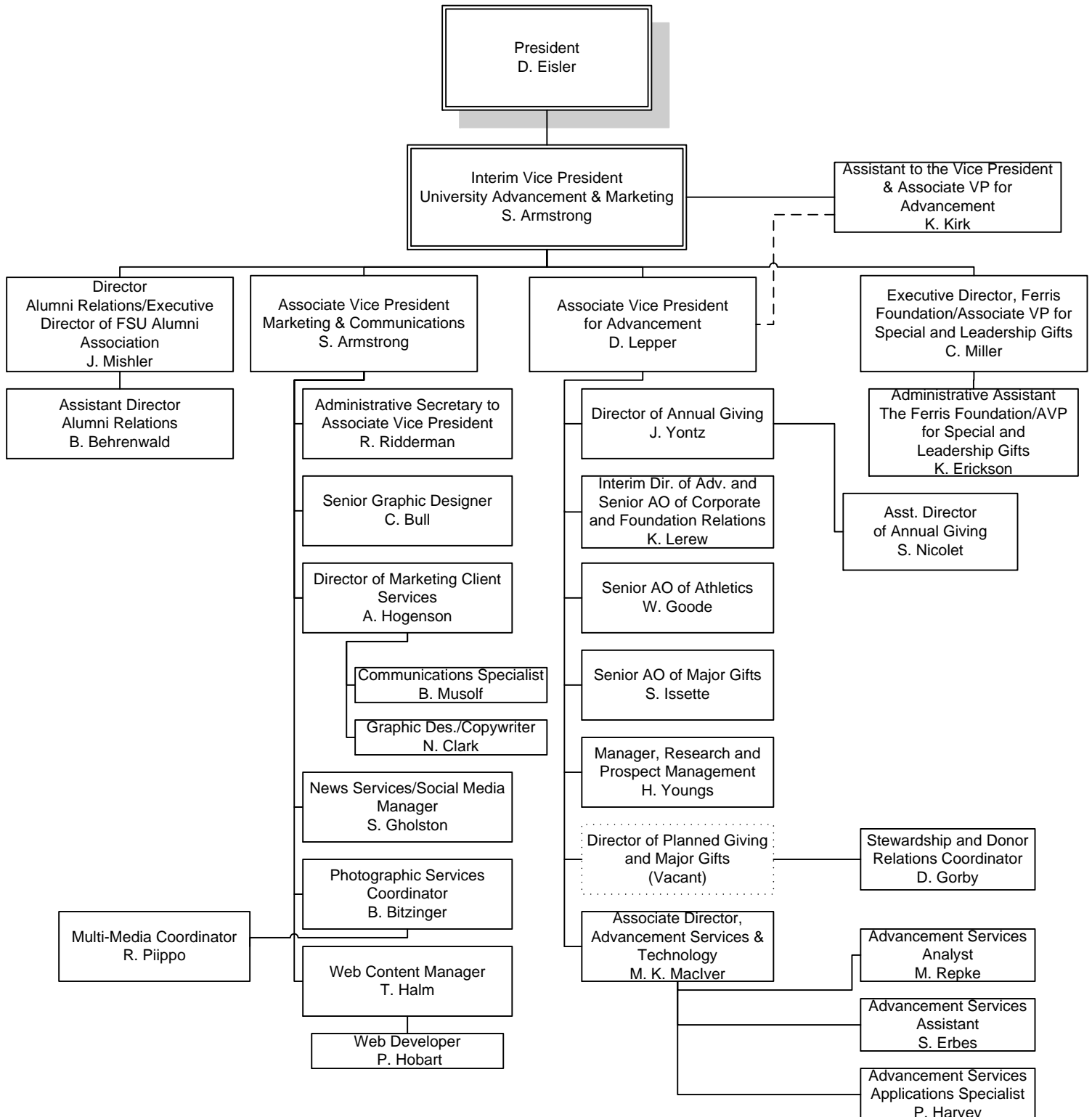
FERRIS STATE UNIVERSITY
STUDENT AFFAIRS DIVISION

ENROLLMENT SERVICES



FERRIS STATE UNIVERSITY

UNIVERSITY ADVANCEMENT & MARKETING



ALUMNI

ALUMNI BY STATE 2013

Alabama	237	Missouri	369
Alaska	186	Montana	126
Arizona	1,278	Nebraska	99
Arkansas	149	Nevada	360
Armed Forces California	13	New Hampshire	100
Armed Forces Florida	3	New Jersey	251
Armed Forces New York	34	New Mexico	167
California	1,989	New York	619
Colorado	1,082	North Carolina	1,247
Connecticut	193	North Dakota	44
Delaware	55	Ohio	1,817
District of Columbia	44	Oklahoma	171
Florida	3,647	Oregon	281
Georgia	1,091	Pennsylvania	597
Hawaii	115	Rhode Island	27
Idaho	112	South Carolina	573
Illinois	2,601	South Dakota	65
Indiana	1,859	Tennessee	713
Iowa	243	Texas	1,842
Kansas	173	Utah	123
Kentucky	361	Vermont	47
Louisiana	106	Virginia	784
Maine	82	Washington	517
Maryland	393	West Virginia	83
Massachusetts	258	Wisconsin	1,368
Michigan	90,122	Wyoming	98
Minnesota	638		
Mississippi	75	TOTAL	119,627

Source: University Advancement & Marketing

ALUMNI

ALUMNI BY COUNTRY 2013

Canada		Burma	1	Ireland	1	Peru	1
Alberta	36	China, Peoples Rep.	9	Israel	3	Phillippines	1
British Columbia	30	Columbia	7	Jamaica	1	Portugal	1
Canada	15	Congo	1	Japan	57	Puerto Rico	7
Manitoba	33	Costa Rica	5	Jordan	1	Qatar	1
New Brunswick	2	Cote D'Ivoire	1	Kenya	4	Romania	2
Nova Scotia	2	Croatia	1	Kuwait	3	Saudi Arabia	44
Ontario	303	Denmark	3	Lebanon	4	Singapore	1
Quebec	6	Dominica	1	Liberia	1	South Africa	5
Saskatchewan	15	Egypt	2	Malawi	1	South Korea	12
Total Canada	442	England	8	Malaysia	18	Spain	10
		Finland	1	Mali	1	Swaziland	4
Africa	6	France	2	Mexico	9	Sweden	6
American Samoa	1	Gambia	1	Micronesia	1	Switzerland	6
Australia	10	German Demo. Rep.	1	Morocco	5	Syrian Arab Rep.	1
Austria	2	Germany	18	Nepal	4	Taiwan	1
Bahamas	1	Germany, Fed Rep	2	Netherlands	16	Thailand	47
Bahrain	1	Ghana	1	Netherlands Antille	16	Turkey	14
Bangladesh	1	Greece	4	New Zealand	3	United Arab Emirate	4
Barbados	1	Guam	1	Niger	2	United Kingdom	6
Belize	3	Guatemala	2	Nigeria	12	Vatican City	1
Bermuda	2	Honduras	2	North Korea	9	Venezuela	4
Bolivia	1	Hong Kong	5	Norway	3	Vietnam	2
Botswana	50	Hungary	1	Nor. Mariana Islands	1	Virgin Islands	14
Brazil	1	India	76	Oman	1	West Indies Fed.	3
British Virgin Islands	1	Indonesia	7	Pakistan	1	Yemen, Sanaa	1
Burkina FASO	1	Iraq	1	Panama	3	Zambia	6

TOTAL OF ALL COUNTRIES INCLUDING CANADA 1,074

Source: University Advancement & Marketing

ALUMNI BY COLLEGE 2013

	<u>Active Alumni</u>	<u>Total Alumni</u>
Arts & Sciences	14,734	19,297
Business	36,825	42,141
Education & Human Services	14,320	15,107
Engineering Technology	27,438	28,811
Health Professions	16,930	17,254
Kendall College of Art & Design	5,595	5,736
Michigan College of Optometry at FSU	1,924	1,970
Pharmacy	6,630	9,132
Professional & Technological Studies	195	195
TOTAL	124,591	139,643

Total Donations - Fiscal Year 2013 **\$7,653,205**
cash contributions of \$6,631,438 and in-kind gifts of \$1,021,767

Numbers may be duplicated if a degree was earned from more than one college.

Active includes everyone except deceased alumni.

Source: University Advancement & Marketing

PLACEMENT RATES

<u>Categories</u>	<u>2007-08</u>	<u>2008-09</u>	<u>2009-10</u>	<u>2010-11</u>	<u>2011-12</u>
Placement rate includes graduates who are continuing their education or are employed.	94%	88%	86%	86%	87%
Graduates in the job market who found jobs.	89%	82%	84%	86%	88%
Graduates who found jobs, employed in their field.	82%	82%	72%	75%	79%
Response rate of graduates completing the Graduate Follow-Up Survey.	37%	18%	21%	19%	22%

Respondents who are working and continuing their education concurrently are reported in both of these categories. The placement rate includes individuals only once and does not include those not seeking employment.

<u>Categories</u>	<u>2007-08</u>	<u>2008-09</u>	<u>2009-10</u>	<u>2010-11</u>	<u>2011-12</u>
Associate Degree graduates continuing their education at Ferris State. *	41%	44%	46%	44%	45%

**Based on 4th Day Headcount*

Source: Office of Institutional Research & Testing

RECIPIENTS OF ALUMNI AWARDS

Since 1956, Commencement week activities have included the presentation by the Ferris State University Alumni Association of Distinguished Alumni Awards recognizing exceptional career success and noteworthy fidelity and devotion to the University. Recipients from 1965-2013:

<u>1965</u> Leo F. Duggan C. Gordon Phillips George C. Quinnell	<u>1975</u> Rex O. Graff Fred Schnarr Chester I. Williams	<u>1985</u> Jean D. Deupree Arnold L. Johnson Bruce N. Parsons	<u>1994</u> Joseph C. Barney, Jr. Vernita Burrows R. Thomas Cook Kenneth Hoexum Robert N. Tenney	<u>2005</u> Dick Dolack Randy Seaman
<u>1966</u> L. Dale Faunce Carlton H. Runcieman	<u>1976</u> S. John Byington Gerald L. DeHaan Clare G. Johnson H. James Renaud	<u>1986</u> Richard L. Antonini Bertil G. Carlson Kenneth L. Cook Jack D. Lewis	<u>1995</u> William Adrian Jack Bates John Bradac Lawrence Marfechuk Ronald Snead	<u>2006</u> Terrence G. Gohl Ken Lawless
<u>1967</u> Albert F. Cleveland Roy A. Darling James C. Finney, Sr. Willard J. Nash	<u>1977</u> James R. Hess Florence I. Holden Robert J. Norsworthy	<u>1987</u> Roger W. Anderson Maurice Q. Bectel H. Kearney Walters	<u>1996</u> David V. Dellar	<u>2007</u> Kurt A. Barrett Emily F. Hancock
<u>1968</u> Norman E. Borgerson Ann W. Sawasky Reuben E. Trippensee	<u>1978</u> Ruth Gibson Butler Leonard W. Gopp Robert C. Redman	<u>1988</u> Marjorie L. Fleming Gordon E. Kamstra Charles E. Lippert George H. Ryan, Sr.	<u>1997</u> John Wheeler	<u>2008</u> Brian F. Barry Michael J. Bettiga Paul T. Doyle David L. Stickle
<u>1969</u> Carroll Boutell Elmon Cataline	<u>1979</u> Peggy A. Frazier Thomas P. Scholler Lee A. Westberg	<u>1989</u> Albert J. Coudron Kenneth W. Kirk George J. Menoutes Jerry R. Tubbs	<u>1998</u> Steve Harvey	<u>2009</u> Ronald Mahoney Tim Moore Mary Jane Thomson
<u>1970</u> Charles E. Fairman Ethel Taylor Pierce John Stahlin	<u>1980</u> E. Elaine Davies Kuno Hammerberg John F. Mangrum	<u>1990</u> Philip E. Hoffman Dennis B. Lerner Roger G. Stoll Clinton L. Swinehart	<u>1999</u> Jerry Woodcock	<u>2010</u> Raymond Baker Brent Knight James Rhodes Mark Swan John Trestrail III
<u>1971</u> Stanley J. Byington Gerald McKessy Raymond Sines	<u>1981</u> Alvin L. Burrige Floyd E. Curtis Avis J. Ericson	<u>1991</u> Darroll Z. Howard Jane Reagan Jones Kenneth E. McCourt	<u>2000</u> Daniel F. Niccolai	<u>2011</u> Richard L. Antonini II John Matlock Curt McAllister
<u>1972</u> Clarence Freeman Delbert Long	<u>1982</u> Howard L. Dell Jack M. Newcomb Rena D. Westra	<u>1992</u> Paul E. Boyer Richard E. Hurst Carolyn C. Kilpatrick James Middaugh	<u>2001</u> Robert S. Buckingham John D. Chinonis Robyn D. Myers Robert K. Scranton	<u>2012</u> Karl Huffman Ron Nichols George Nicolas Terrence Rollins Hazel Seaba Teresa Szymanski
<u>1973</u> Bert C. Brennan Albert B. Doherty, III John W. Spicer Fred A. Westerman	<u>1983</u> Douglas W. Call Darnell E. Cole Margaret Ethel Denise Elton "Ott" Gingrich	<u>1993</u> Eugene A. DeFouw Douglas P. Johnson Barbara L. Ottinger Louis M. Sesti	<u>2002</u> John C. Bond Joseph J. Corcoran II James B. Meyer	<u>2013</u> Terry Berden Mike Suman
<u>1974</u> Frank Curtis Phillip Runkel Colin Smith			<u>2003</u> William J. Buckingham Suzette Compton	
			<u>2004</u> Mark E. Alley Stephen R. Ehardt Dr. Gary Kadlec Richard Sauve	

The Pacesetter Award recognizes alumni who have been in the job field up to 13 years with exceptional success. Recipients are:

<u>2000</u> Frank (Luke) Wyckoff	<u>2003</u> James P. Chenier Mary Lee Pakieser	<u>2006</u> William Davis Michael Travis	<u>2009</u> Scott French Kathy LeMieux Mimi Miles	<u>2012</u> Jessica Wortley Adler David Cox Recco Richardson
<u>2001</u> Paul M. Eichenberg Thomas L. Miller	<u>2004</u> Bradley A. Henion Kenneth W. Mance Mathew M. Vivona	<u>2007</u> Keith Guy Barbara Horn Michael Moll Scott Seifferlein	<u>2010</u> James Maher	<u>2013</u> Shaun Phillips Heather Schalk Douglas Searles
<u>2002</u> Mechele A. Churchfield Scott M. Mark	<u>2005</u> Mark Guindon Michael Pung	<u>2008</u> Michael J. Oxner	<u>2011</u> Jason Mitchell Ryan Pohl Corey Wiggins	

Source: University Advancement and Marketing

BUDGET

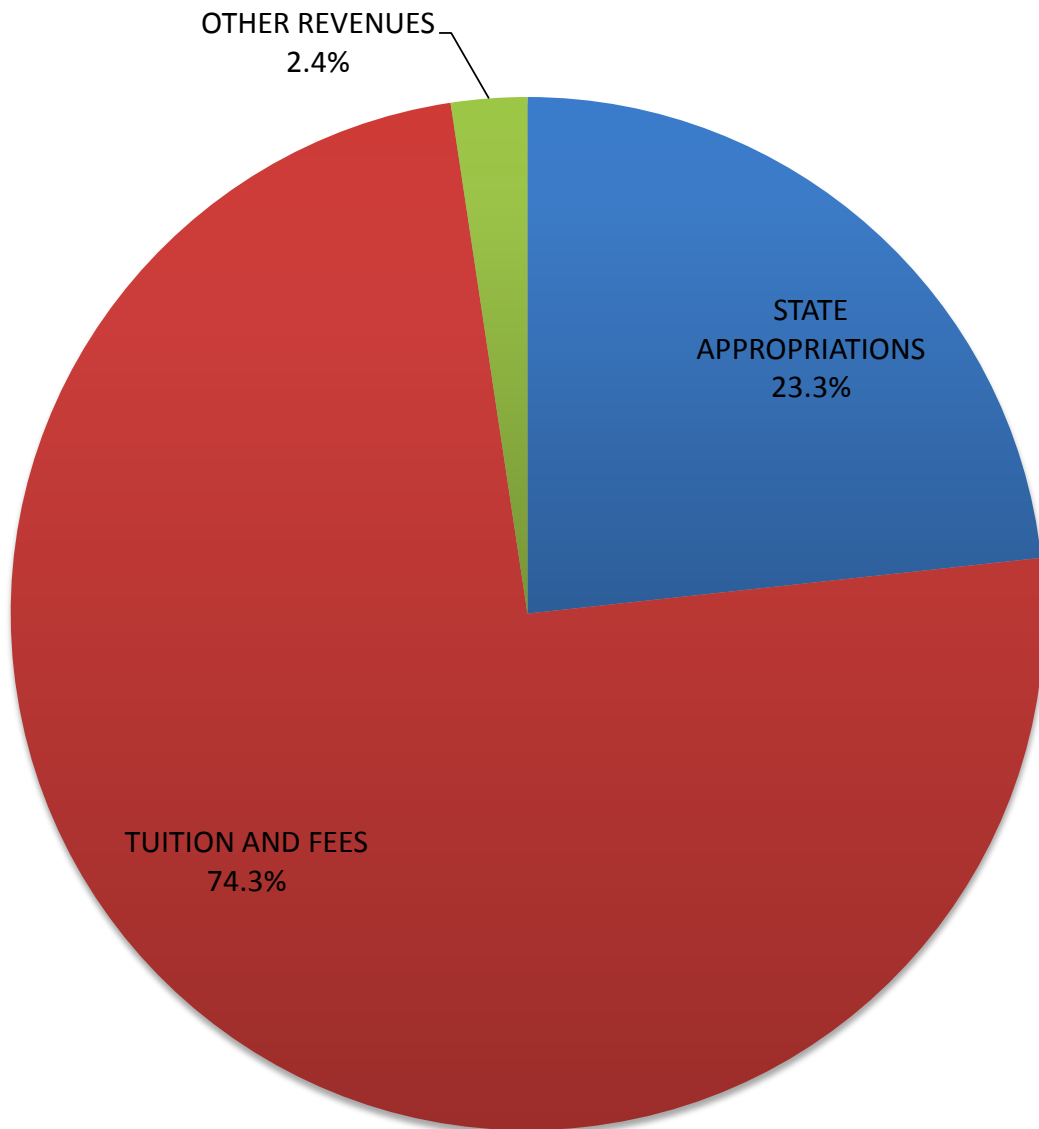
FERRIS STATE UNIVERSITY
FY 2013-14 GENERAL FUND OPERATING BUDGET
 (AMOUNTS IN MILLIONS)

<u>REVENUES</u>	FY 2013-14 <u>OPERATING BUDGET</u>
STATE APPROPRIATIONS	
OPERATIONS	\$45.6
MPSERS	\$0.4
TUITION/FEES	\$146.9
OTHER REVENUES	\$4.7
<i>TOTAL REVENUE</i>	<i>\$197.6</i>
<u>EXPENDITURES</u>	
COMPENSATION	\$142.0
OPERATING EXPENSE	\$37.2
STUDENT ASSISTANCE	\$18.4
<i>TOTAL EXPENDITURES</i>	<i>\$197.6</i>
 REVENUE/EXPENDITURE NET	 \$0

Source: Office of Budgetary Planning & Analysis, General Fund Operating Budget FY- 13/14

**FERRIS STATE UNIVERSITY
REVENUE SUMMARY
(AMOUNTS IN MILLIONS)**

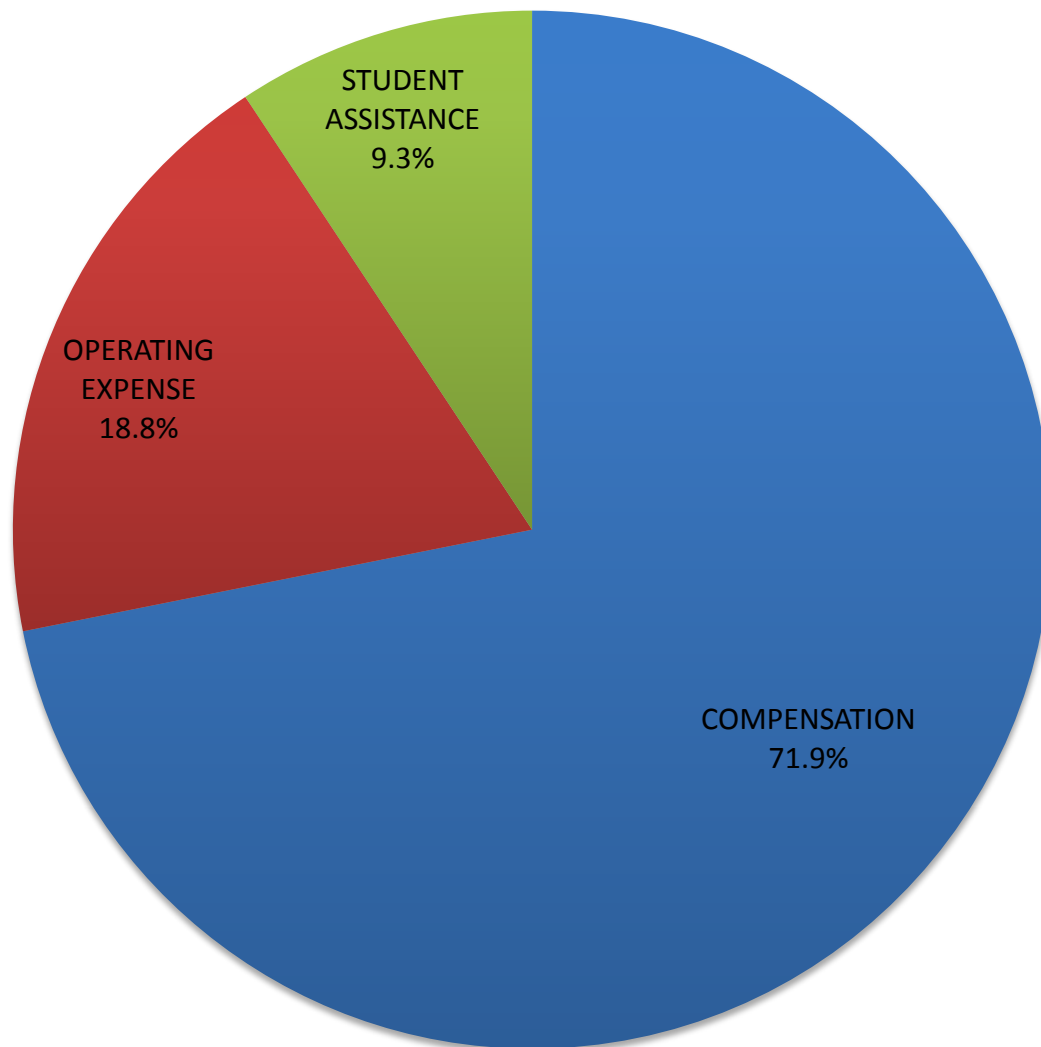
	AMOUNT	PERCENT
STATE APPROPRIATIONS	\$46.0	23.3%
TUITION AND FEES	\$146.9	74.3%
OTHER REVENUES	<u>\$4.7</u>	<u>2.4%</u>
TOTAL	\$197.6	100%



Source: Office of Budgetary Planning & Analysis, General Fund Operating Budget FY- 13/14

**FERRIS STATE UNIVERSITY
EXPENDITURE SUMMARY**
(AMOUNTS IN MILLIONS)

	AMOUNT	PERCENT
COMPENSATION	\$142.0	71.9%
OPERATING EXPENSE	\$37.2	18.8%
STUDENT ASSISTANCE	<u>\$18.4</u>	<u>9.3%</u>
TOTAL	\$197.6	100%



Source: Office of Budgetary Planning & Analysis, General Fund Operating Budget FY- 13/14

FACILITIES

STATEMENT OF FACILITIES AT THE BIG RAPIDS CAMPUS

GENERAL FUNDED FACILITIES				YEAR
# OF BUILDINGS	BUILDING	SQUARE FEET	CUBIC FEET	CONSTRUCTED OR IMPROVED
1.00	ALUMNI BUILDING	34,600	510,000	1929
1.00	ARTS/SCIENCE COMMONS	79,259	1,054,984	1996-99
1.00	AUTOMOTIVE CENTER	77,000	1,235,400	1956-88
1.00	BISHOP HALL	50,900	480,600	1968-87
1.00	BUSINESS BUILDING	90,600	700,000	1970
1.00	CARRILON TOWER	100	4,900	1968
1.00	CREATIVE ARTS	7,200	93,900	1965
1.00	DEPARTMENT OF PUBLIC SAFETY	400	3,200	1959-83-99-03
1.00	ELASTOMER/PLASTICS CENTER	43,392	510,555	1987-99
0.67	EWIGLEBEN SPORTS COMPLEX	76,600	1,280,806	1974-82-99
1.00	FLITE LIBRARY	173,484	2,081,800	2001
1.00	GENERAL SERVICES ANNEX	15,282	320,922	2005
1.00	GENERAL SERVICES BUILDING	28,571	518,885	1984-88-05
3.00	GENERAL SERVICES GROUNDS	7,232	80,856	1979-06
1.00	GRANGER CENTER (CTC)	75,298	1,358,200	1962-03
0.50	HEALTH CENTER (50%)	9,200	91,250	1959-67
1.00	HEAVY EQUIPMENT TECHNOLOGY	52,000	1,188,000	1987
1.00	INSTRUCTIONAL RESOURCE CENTER	61,425	683,800	1969-2008
1.00	JOHNSON HALL	33,600	328,600	1959
1.00	MCKESSY BARN	2,000	36,000	1989
1.00	MCKESSY HOUSE	2,800	23,000	1989-97
1.00	MICHIGAN COLLEGE OF OPTOMETRY	86,104	898,232	2010
1.00	MUSIC CENTER	10,000	137,900	1962
1.00	NORTH STORAGE FACILITY	10,711	152,900	2001
1.00	PHARMACY BUILDING	62,200	1,214,300	1972
1.00	POWER PLANT	19,900	421,900	1955-88
1.00	PRAKKEN BUILDING	42,100	503,900	1952
1.00	SCIENCE BUILDING	109,148	1,697,000	1955-67-97-99
1.00	STARR BUILDING	86,400	1,607,200	1962-96
1.00	STUDENT RECREATION CENTER	116,051	2,397,416	1962-99
1.00	SWAN BUILDING	133,680	1,706,200	1966-88-2004
1.00	TIMME CRT FOR STUDENT SERVICES	59,179	752,227	1967-02
1.00	TOP TAGGART WHEELER PAVILION	10,593	152,000	2001
1.00	VFS ALLIED HEALTH BUILDING	67,400	1,493,800	1979
1.00	WEST BUILDING	23,700	292,500	1952-85
1.00	WEST COMMONS	19,800	269,300	1968
37.17	TOTAL GENERAL FUNDED	1,777,909	26,282,433	

Source: Plant Operational Services (10/15/13)

FACILITIES

STATEMENT OF FACILITIES AT THE BIG RAPIDS CAMPUS

NON-GENERAL FUNDED FACILITIES

# OF BUILDINGS	BUILDING	SQUARE FEET	CUBIC FEET	YEAR CONSTRUCTED OR IMPROVED
2.00	BOND HALL	90,500	820,400	1966
1.00	BROPHY HALL	47,000	482,750	1962
1.00	CLARK HALL	41,500	360,900	1960
1.00	COPY CENTER PERRY STREET	2,070	30,015	2006
3.00	CORPORATE & PROF DEVELOP CTR	16,836	192,612	1985-87
1.00	CRAMER HALL	91,700	824,700	1969
2.00	EAST CAMPUS APTS. BLDG H & K	16,138	141,377	1955-2010
3.00	EAST CAMPUS SUITES BLDG 1, 2, 3	107,910	971,190	2010
1.00	HALLISY HALL	44,700	406,000	1958
0.50	HEALTH CENTER (50%)	9,200	91,250	1959-67
1.00	HELEN FERRIS HALL	44,300	383,000	1956
1.00	HENDERSON HALL	44,900	405,500	1965
0.33	ICE ARENA	69,460	980,570	1974-99
1.00	KATKE GOLF CART STORAGE	2,800	27,600	1984
1.00	KATKE GOLF CLUB HOUSE	5,700	57,000	2000
1.00	KATKE GOLF MAINTENANCE BLD.	3,200	44,800	1974
1.00	KNOLLCREST COMMONS	11,094	292,860	1961
1.00	MCNERNEY HALL	47,000	482,750	1962
1.00	MERRILL HALL	51,700	515,050	1961
1.00	MILLER HALL	47,382	444,245	1963
1.00	PICKELL HALL	50,400	468,600	1964
1.00	PUTERBAUGH HALL	46,400	436,400	1965
1.00	RACQUET BALL FACILITY	50,884	1,244,000	1980-87-01
4.00	SOUTH CAMPUS APTS.	42,560	373,120	1958-2009
1.00	SOUTH COMMONS ROCK	34,020	418,937	1963-64-94-09
1.00	SOUTHWEST COMMONS	19,500	253,600	1965-86
1.00	SOUTHWEST POWER PLANT	2,200	33,200	1964
1.00	TAGGART HALL	47,800	450,600	1964
1.00	TRAVIS HALL	51,700	515,050	1961
1.00	VANDERCOOK HALL	41,500	386,350	1957-98
1.00	WARD HALL	41,320	407,260	1963
32.00	WEST CAMPUS APTS.	242,870	5,100,270	1995
1.00	WEST CAMPUS COMMUNITY BLDG.	5,785	52,000	1996
1.00	WOMEN'S SOFTBALL FACILITY	1,008	25,200	2001
72.83	TOTAL NON-GENERAL FUNDED	1,473,037	18,119,156	
110.00	GRAND TOTAL	3,250,946	44,401,589	

Source: Plant Operational Services (10/21/13)

Note - Carlisle, Masselink Complex, Conference Center & Holiday Inn Hotel have been taken off the list as well as the Rankin Center which will open late 2014 as University Center.

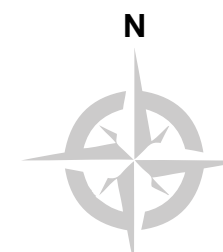
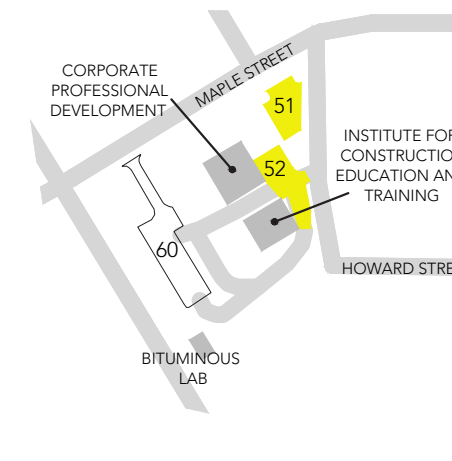
BUILDING KEY

- Allied Health (Victor F. Spathelf Center)
- Alumni Building
- Arts and Sciences Commons (College of Arts and Sciences)
- Automotive Center (College of Engineering Technology)
- Birkam Health Center
- Bishop Hall (College of Education/Tot's Place)
- Bituminous Lab
- Bond Hall (North and South)
- Bookstore-Barnes and Noble (Temp. Location)
- Brophy Hall
- Business Building (College of Business)
- Clark Hall
- Copy Center
- Corporate and Professional Development Center
- Cramer Hall
- Creative Arts Center
- East Campus Apartments
- East Campus Suites
- Ewigleben Sports Complex
- FLITE Library (Jim Crow Museum)
- General Services Annex
- General Services Building
- Granger Center for Construction and HVAC
- Hallsy Hall
- Heavy Equipment Center (College of Engineering Technology)
- Helen Ferriss Hall
- Henderson Hall
- Institute for Construction Education and Training
- Interdisciplinary Resource Center (IRC)

- Johnson Hall
- Katke Golf Course
- Knollcrest Commons (Professional Golf Management)
- McKessy House
- McNerney Hall
- Merrill Hall
- Michigan College of Optometry (College of Optometry)
- Miller Hall
- Music Activities Center
- National Elastomer Center (College of Engineering Technology)
- North Storage
- Pharmacy Building (College of Pharmacy)
- Pickell Hall
- Power Plant
- Prakken Building
- Public Safety (West Commons)
- Puterbaugh Hall
- Racquet Facility and Fitness Center
- Rankin Student Center
- Residential Life Office (Rankin Center)
- Rock Cafe (South Commons)
- Science Building (College of Arts and Sciences)
- South Campus Apartments
- South Storage
- Southwest Commons (West Side Cafe)
- Southwest Power Plant
- Starbucks Coffee (IRC)
- Starr Educational Center (College of Arts and Sciences)
- Student Recreational Center

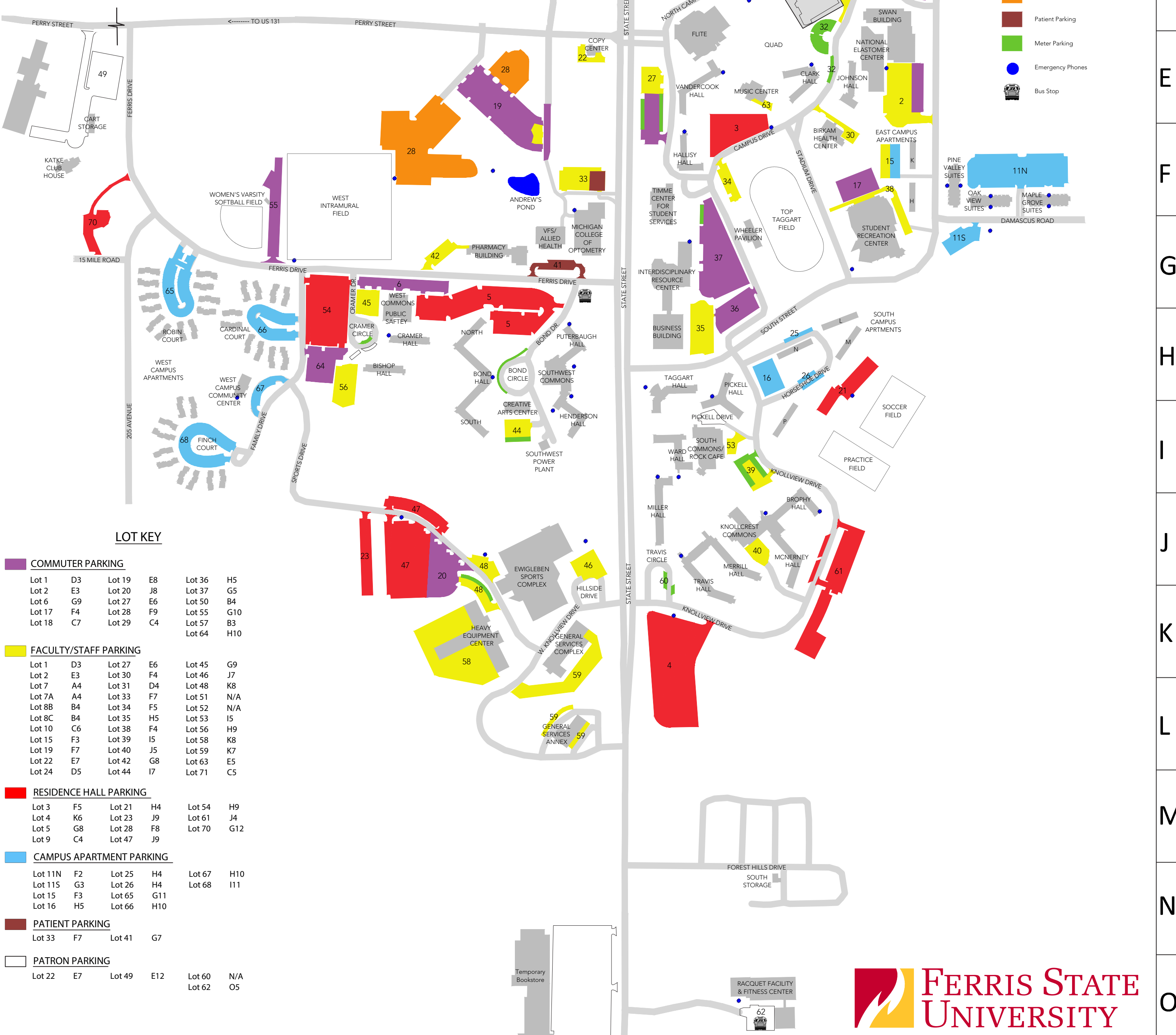
- E4 (Field House/Swimming Pool)
- F12 Swan Technical Arts Building (College of Engineering Technology)
- J5 Taggart Hall
- C5 Timme Center for Student Services (Admissions, Business Office)
- J5 (Financial Aid Office, President's Office)
- Top Taggart Field
- G7 Travis Hall
- J6 Vandercook Hall
- E5 Ward Hall
- West Building
- West Campus Apartments
- West Campus Community Center
- West Commons
- Westview Dining (Rankin Center)
- Williams Auditorium

- G4
- D3
- H6
- F6
- G5
- J6
- E6
- I6
- A4
- H10
- H10
- H9
- D4
- C6



MAP KEY

- Commuter
- Faculty and Staff
- Residence Hall Students
- Campus Apartments
- Commuter/Residence Hall Parking
- Patient Parking
- Meter Parking
- Emergency Phones
- Bus Stop



LOT KEY

- COMMUTER PARKING**

Lot 1 D3	Lot 19 E8	Lot 36 H5
Lot 2 E3	Lot 20 J8	Lot 37 G5
Lot 6 G9	Lot 27 E6	Lot 50 B4
Lot 17 F4	Lot 28 F9	Lot 55 G10
Lot 18 C7	Lot 29 C4	Lot 57 B3
		Lot 64 H10
- FACULTY/STAFF PARKING**

Lot 1 D3	Lot 27 E6	Lot 45 G9
Lot 2 E3	Lot 30 F4	Lot 46 J7
Lot 7 A4	Lot 31 D4	Lot 48 K8
Lot 7A A4	Lot 33 F7	Lot 51 N/A
Lot 8B B4	Lot 34 F5	Lot 52 N/A
Lot 8C B4	Lot 35 H5	Lot 53 I5
Lot 10 C6	Lot 38 F4	Lot 56 H9
Lot 15 F3	Lot 39 I5	Lot 58 K8
Lot 19 F7	Lot 40 J5	Lot 59 K7
Lot 22 E7	Lot 42 G8	Lot 63 E5
Lot 24 D5	Lot 44 I7	Lot 71 C5
- RESIDENCE HALL PARKING**

Lot 3 F5	Lot 21 H4	Lot 54 H9
Lot 4 K6	Lot 23 J9	Lot 61 J4
Lot 5 G8	Lot 28 F8	Lot 70 G12
Lot 9 C4	Lot 47 J9	
- CAMPUS APARTMENT PARKING**

Lot 11N F2	Lot 25 H4	Lot 67 H10
Lot 11S G3	Lot 26 H4	Lot 68 I11
Lot 15 F3	Lot 65 G11	
Lot 16 H5	Lot 66 H10	
- PATIENT PARKING**

Lot 33 F7	Lot 41 G7	
-----------	-----------	--
- PATRON PARKING**

Lot 22 E7	Lot 49 E12	Lot 60 N/A
		Lot 62 O5



Driving Directions to Big Rapids Campus

Driving from East (Detroit): Take I-96 West to Grand Rapids. Take US-131 North to Big Rapids, Exit 139. Turn right and follow Perry Street 1.7 miles to the last stop light which is State Street (Business Loop-131). Proceed straight through the stoplight into the main campus.

Driving from East (Flint): Take I-69 West to Lansing. Take I-96 West to Grand Rapids. Take US-131 North to Big Rapids, Exit 139. Turn right and follow Perry Street 1.7 miles to the last stop light which is State Street (Business Loop-131). Proceed straight through the stoplight into the main campus.

Driving from East (Mt. Pleasant): Take M-20 West to Big Rapids, turn south (left) on State Street. Follow State Street (which is Business Loop-131) and stay in the left lane. You will drive past Big Boy Restaurant (which is on your right). Turn left at the next stoplight (Perry Street), which is the main entrance to campus.

Driving from North (Cadillac): US-131 South to Big Rapids, Exit 139. Turn left and follow Perry Street 1.7 miles to the last stop light which is State Street (Business Loop-131). Proceed straight through the stoplight into the main campus.

Driving from North (Old US-131): Continue on Old US-131 (which is State Street), stay in the left lane. You will drive past Big Boy Restaurant (which is on your right). Turn left at the next stoplight (Perry Street), which is the main entrance to campus.

Driving from South (Grand Rapids and Kalamazoo): US-131 North to Big Rapids, Exit 139. Turn right and follow Perry Street 1.7 miles to the last stop light which is State Street (Business Loop-131). Proceed straight through the stoplight into the main campus.

Driving from West: Take M-20 East to Stanwood and then US-131 North to Big Rapids, exit 139. Turn right and follow Perry Street 1.7 miles to the last stop light which is State Street (Business Loop-131). Proceed straight through the stoplight into the main campus.

MICHIGAN PUBLIC
UNIVERSITIES

ENROLLMENT MICHIGAN PUBLIC UNIVERSITIES

	<u>Fall 2009</u>	<u>Fall 2010</u>	<u>Fall 2011</u>	<u>Fall 2012</u>	<u>Fall 2013</u>
Central Michigan University	24,691	25,583	25,473	25,270	24,541
Eastern Michigan University	22,645	23,289	23,148	23,223	23,027
Ferris State University	13,865	14,381	14,560	14,533	14,707
Grand Valley State University	24,408	24,541	24,662	24,654	24,477
Lake Superior State University	2,521	2,652	2,789	2,496	2,367
Michigan State University	46,619	46,365	46,975	47,308	48,304
Michigan Tech University	7,124	6,967	7,030	6,939	6,971
Northern Michigan University	9,258	9,417	9,405	9,081	8,879
Oakland University	18,920	19,053	19,379	19,740	20,169
Saginaw Valley State University	10,495	10,656	10,659	10,552	10,245
University of Michigan - Ann Arbor	41,068	41,735	42,512	43,257	43,519
University of Michigan - Dearborn	8,641	8,885	8,955	9,083	9,003
University of Michigan - Flint	7,714	8,074	8,180	8,172	8,413
Wayne State University	31,776	31,505	30,765	28,938	27,897
Western Michigan University	24,509	24,963	24,965	24,486	24,172

Note: Fall numbers each year as of November.

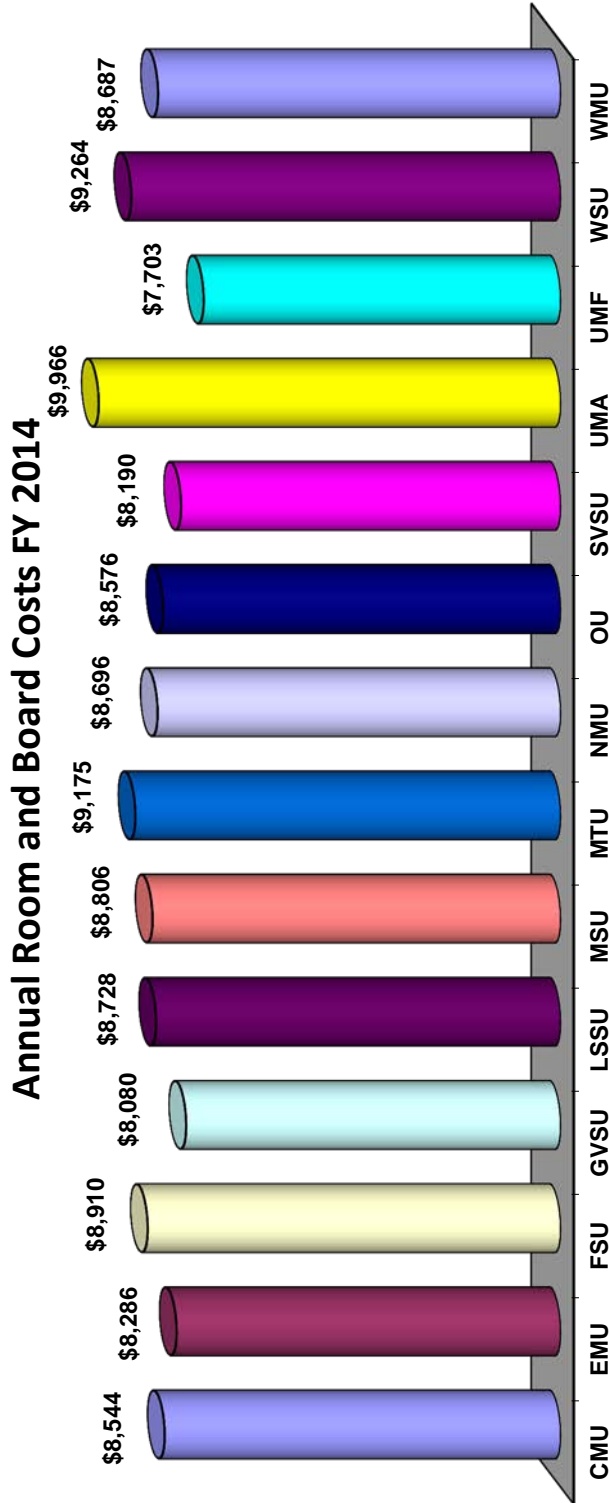
Source: Office of Budgetary Planning & Analysis

BUDGETARY PLANNING AND ANALYSIS
SUMMARY OF 2013-14 TUITION/FEEES AND ROOM/BOARD
MICHIGAN PUBLIC UNIVERSITIES

	<u>FY-14</u> <u>TUITION</u>	<u>TUITION</u> <u>RANK</u>	<u>FY-14 ROOM</u> <u>& BOARD</u>	<u>ROOM &</u> <u>BOARD</u> <u>RANK</u>	<u>FY-14 TOTAL</u> <u>COST</u>	<u>TOTAL COST</u> <u>RANK</u>
Central Michigan	\$11,220	4	\$8,544	10	\$19,764	6
Eastern Michigan	9,364	13	8,286	11	17,650	12
Ferris State	10,950	6	8,910	4	19,860	5
Grand Valley	10,454	10	8,080	13	18,534	10
Lake Superior	10,210	11	8,728	6	18,938	9
Michigan State	12,915	3	8,806	5	21,721	3
Michigan Tech	13,728	1	9,175	3	22,903	2
Northern Michigan	9,037	14	8,696	7	17,733	11
Oakland	10,613	9	8,576	9	19,189	8
Saginaw Valley	8,423	15	8,190	12	16,613	14
University of Michigan	13,142	2	9,966	1	23,108	1
UM - Dearborn	10,614	8	N/A	N/A	N/A	N/A
UM - Flint	9,844	12	7,703	14	17,547	13
Wayne State	11,094	5	9,264	2	20,358	4
Western Michigan	10,655	7	8,687	8	19,342	7
UNWEIGHTED AVERAGE	10,818		8,687		19,519	

Note: FTIAC rates.

Source: President's Council, State Universities of Michigan, November 2013

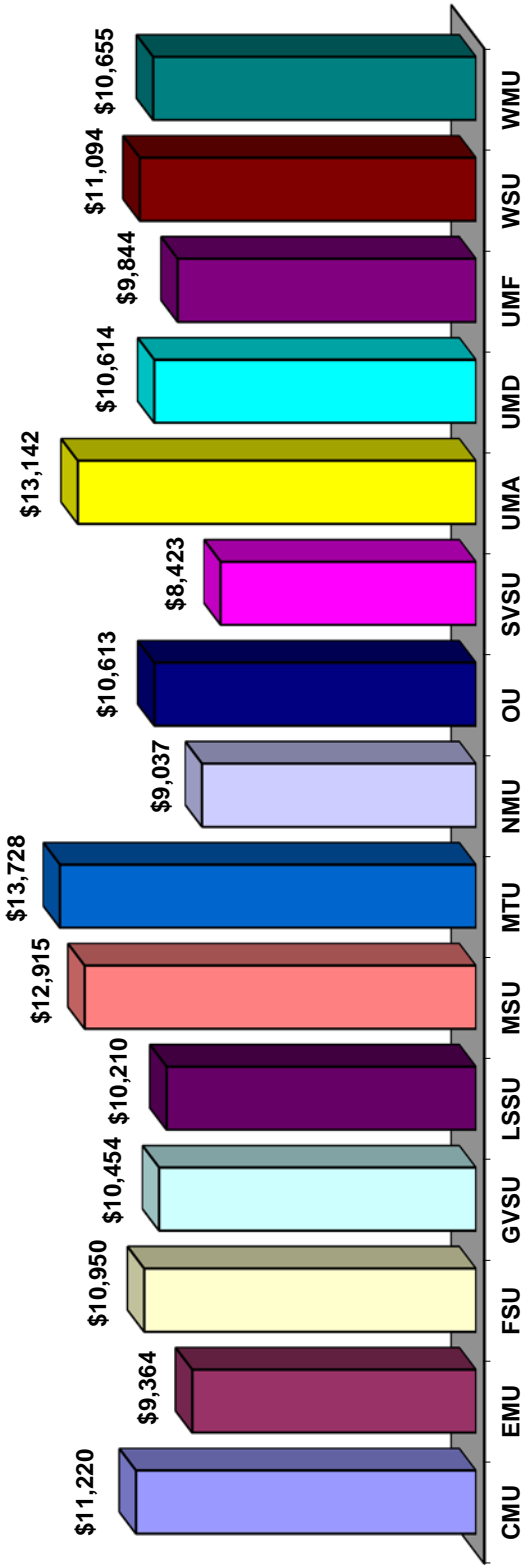


Five Year Trend

	FY '10	FY '11	FY '12	FY '13	FY '14
CMU	\$7,896	\$8,092	\$8,212	\$8,376	\$8,544
EMU	6,942	6,942	7,896	8,286	8,286
FSU	8,340	8,580	8,744	8,744	8,910
GVSU	7,478	7,624	7,624	7,920	8,080
LSSU	7,394	8,081	8,319	8,481	8,728
MSU	7,994	7,770	8,154	8,476	8,806
MTU	8,121	8,462	8,648	8,865	9,175
NMU	7,846	8,026	8,174	8,404	8,696
OU	7,350	7,680	7,968	8,207	8,576
SVSU	7,270	7,550	7,770	7,980	8,190
UMA	8,924	9,192	9,468	9,752	9,966
UMF	N/A	N/A	N/A	7,506	7,703
WSU	7,324	8,366	8,660	8,950	9,264
WMU	7,784	8,095	8,249	8,414	8,687

Source: Office of Budgetary Planning & Analysis/President's Council Tuition & Fees Report

Annual Tuition and Required Fees FY 2014



Five Year Trend

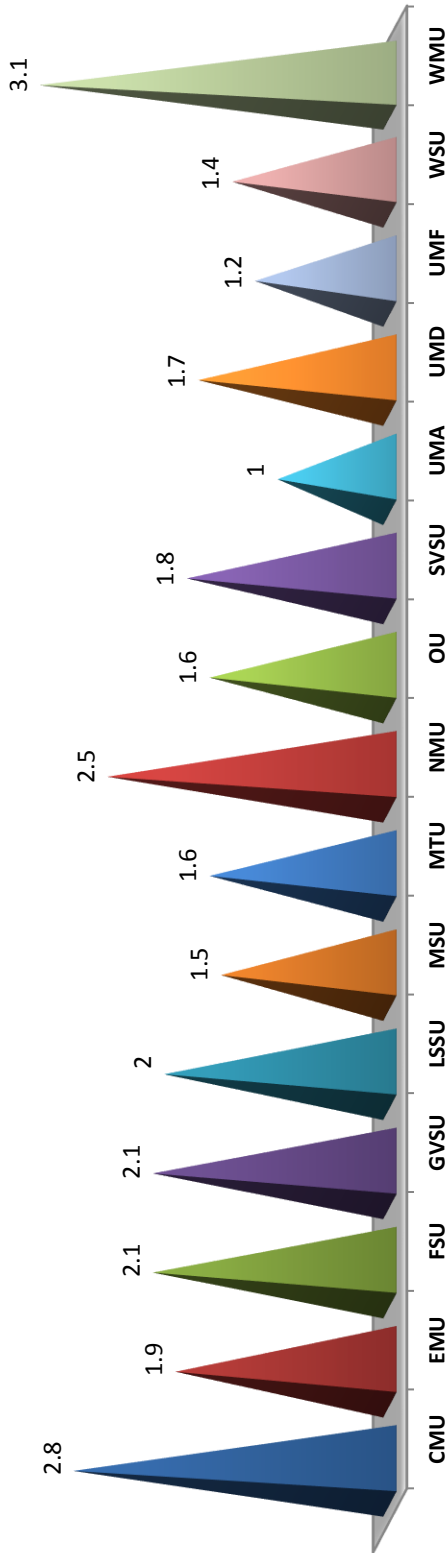
	FY '10	FY '11	FY '12	FY '13	FY '14
CMU	\$10,170	\$10,380	\$10,740	\$10,950	\$11,220
EMU	8,377	8,377	8,683	9,026	9,364
FSU	9,480	9,930	10,440	10,710	10,950
GVSU	8,630	9,088	9,716	10,078	10,454
LSSU	8,284	8,764	9,614	9,890	10,210
MSU	10,930	11,205	12,255	12,675	12,915
MTU	11,348	12,017	12,853	13,353	13,728
NMU	7,454	7,864	8,414	8,709	9,037
OU	8,783	9,285	9,938	10,230	10,613
SVSU	6,900	7,308	7,815	8,120	8,423
UMA	11,659	11,837	12,634	12,994	13,142
UMD	8,900	9,247	9,885	10,250	10,614
UMF	8,279	8,601	9,184	9,514	9,844
WSU	8,642	9,025	9,809	10,190	11,094
WMU	8,682	9,306	9,906	10,282	10,655

Source: Office of Budgetary Planning & Analysis/ President's Council Tuition & Fees Report

Note: Based on FTIAC Tuition Rates

Faculty-to-Administrator Ratio FY 2012

(FY 2013 Not Available)

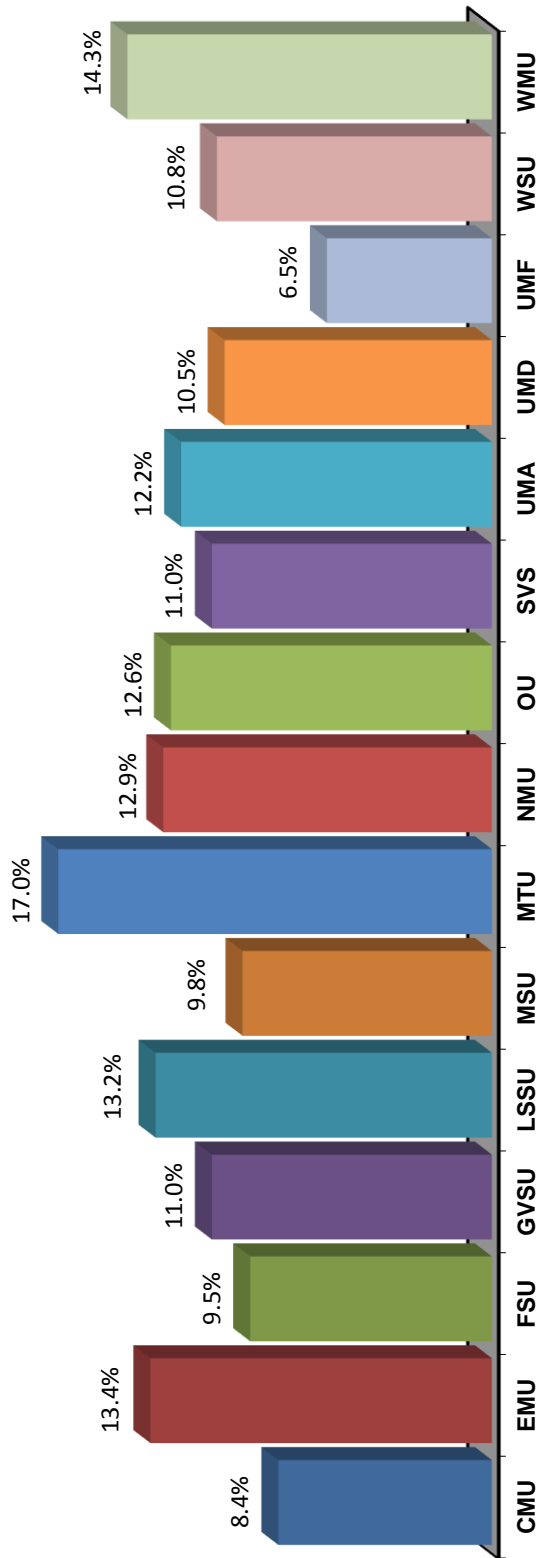


Five Year Trend

	FY '09	FY '10	FY '11	FY '12	FY '13
CMU	2.1	2.2	2.3	2.8	Not Available (N/A)
EMU	1.6	1.7	1.7	1.9	N/A
FSU	2.2	2.2	2.2	2.1	N/A
GVSU	2.3	2.2	2.2	2.1	N/A
LSSU	4.4	2.5	1.9	2.0	N/A
MSU	1.3	1.2	1.3	1.5	N/A
MTU	1.6	1.6	1.6	1.6	N/A
NMU	2.5	2.4	2.5	2.5	N/A
OU	1.7	1.6	1.5	1.6	N/A
SVSU	1.7	1.8	1.9	1.8	N/A
UMA	0.9	0.9	1.0	1.0	N/A
UMD	1.6	1.6	1.7	1.7	N/A
UMF	1.2	1.1	1.2	1.2	N/A
WSU	1.6	1.5	1.4	1.4	N/A
WMU	3.5	3.2	3.2	3.1	N/A

Source: Office of Budgetary Planning & Analysis

Financial Aid as % of Total General Fund Spending FY 2013

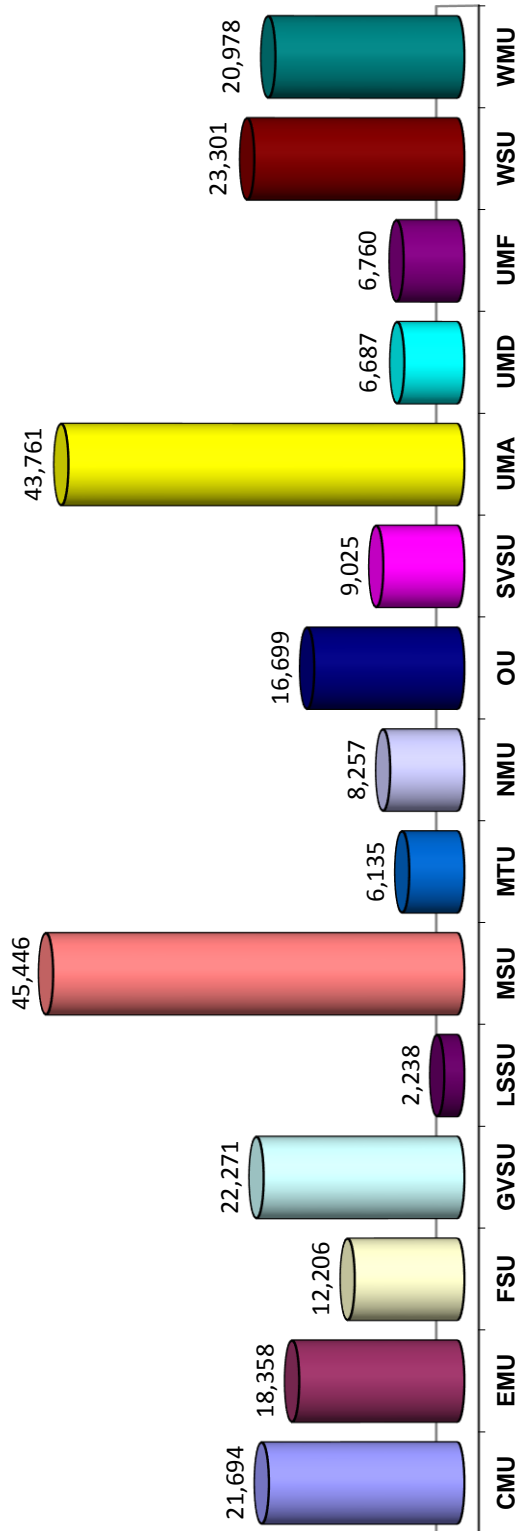


Five Year Trend

	FY '09	FY '10	FY '11	FY '12	FY '13
CMU	7.0%	5.9%	6.4%	8.6%	8.4%
EMU	10.0	10.4	10.9	11.6	13.4
FSU	6.6	8.3	10.0	9.6	9.5
GVSU	8.3	8.5	8.6	9.8	11.0
LSSU	10.5	10.8	0.0	12.3	13.2
MSU	7.3	6.6	8.9	10.1	9.8
MTU	13.3	14.0	14.7	16.8	17.0
NMU	10.1	11.5	11.8	13.9	12.9
OU	7.5	8.2	9.4	10.6	12.6
SVSU	8.9	9.1	9.7	10.1	11.0
UMA	10.8	10.8	12.5	12.2	12.2
UMD	6.7	8.0	7.7	8.2	10.5
UMF	6.0	6.4	6.0	6.7	6.5
WSU	8.2	8.6	9.4	10.1	10.8
WMU	11.5	12.2	14.0	14.4	14.3

Source: Office of Budgetary Planning & Analysis

Full Year-Equated Students FY 2013

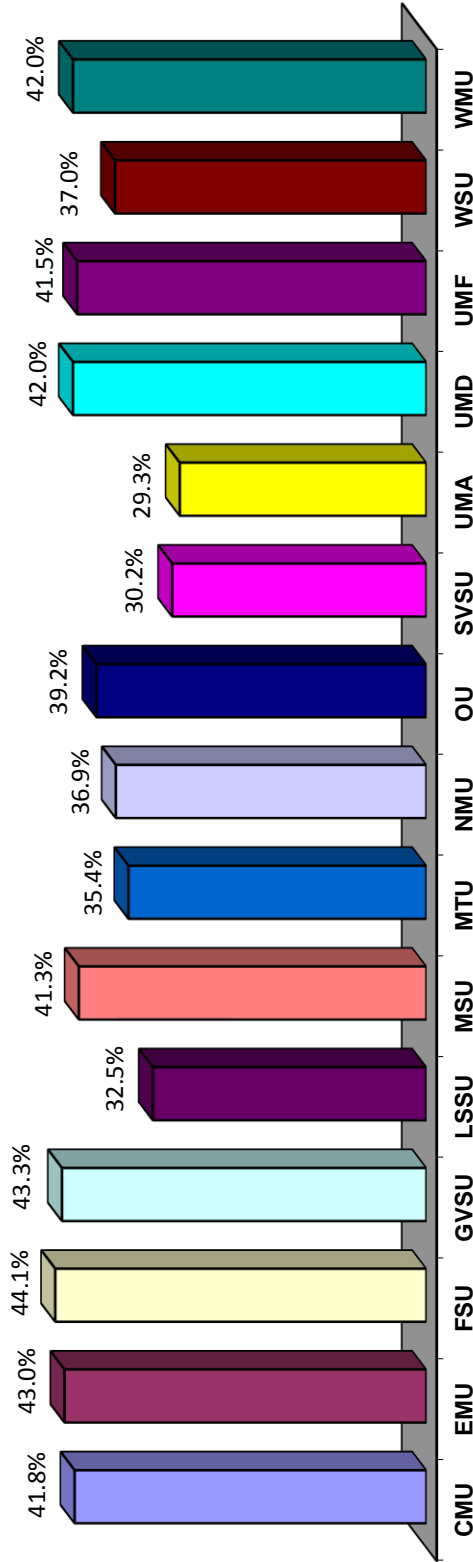


Five Year Trend

	FY '09	FY '10	FY '11	FY '12	FY '13
CMU	21,529	21,888	22,522	22,510	21,694
EMU	17,588	18,355	18,718	18,434	18,358
FSU	11,666	11,791	12,076	12,217	12,206
GVSU	21,617	22,273	22,407	22,347	22,271
LSSU	2,388	2,292	2,396	2,418	2,238
MSU	44,160	44,152	44,039	44,738	45,446
MTU	6,585	6,650	6,583	6,378	6,135
NMU	8,417	8,588	8,606	8,568	8,257
OU	15,073	15,867	16,217	16,319	16,699
SVSU	8,236	8,841	9,031	9,190	9,025
UMA	41,319	42,005	42,232	42,918	43,761
UMD	6,302	6,521	6,595	6,669	6,687
UMF	5,899	6,372	6,693	6,732	6,760
WSU	5,899	6,372	24,798	23,873	23,301
WMU	24,201	21,824	21,990	21,603	20,978

Source: Office of Budgetary Planning & Analysis

Instruction as a % of Total General Fund Spending FY 2013

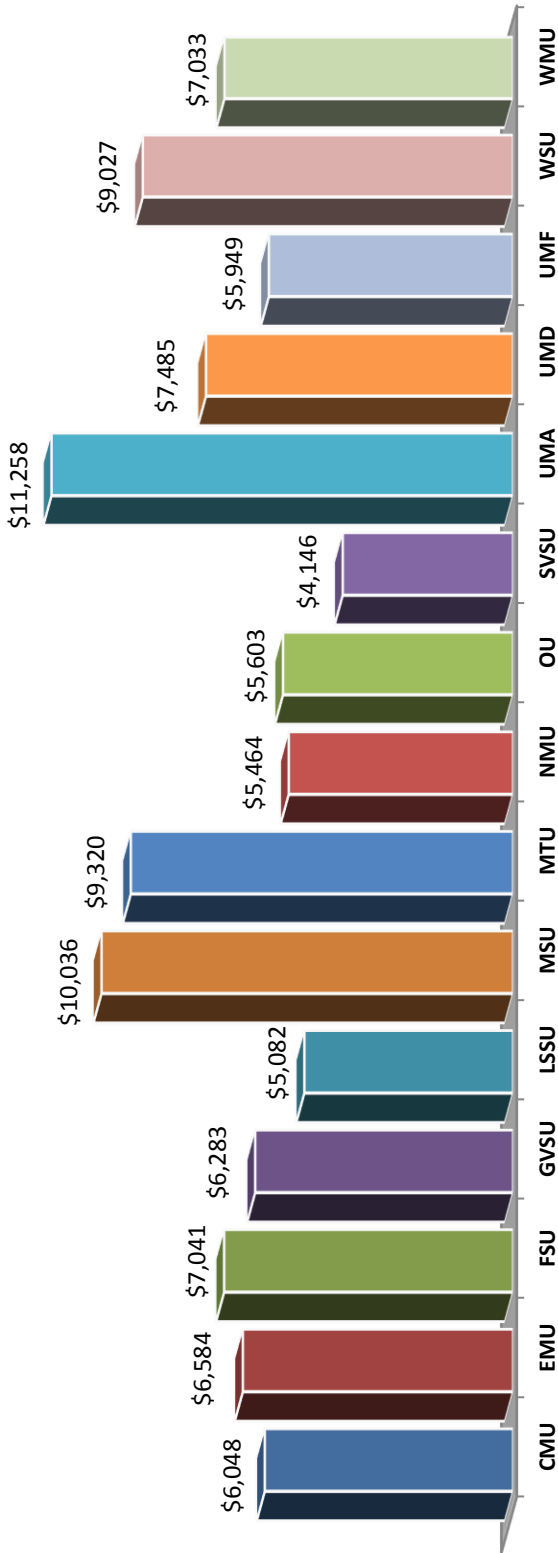


Five Year Trend

	FY '09	FY '10	FY '11	FY '12	FY '13
CMU	43.8%	42.9%	38.2%	40.5%	41.8%
EMU	41.6	42.4	43.0	44.9	43.0
FSU	44.8	44.9	43.5	43.9	44.1
GVSU	42.8	43.9	41.7	42.4	43.3
LSSU	35.6	35.0	39.0	35.4	32.5
MSU	42.9	45.6	44.4	44.2	41.3
MTU	36.1	35.3	34.7	34.2	35.4
NMU	37.5	36.9	36.8	38.9	36.9
OU	40.2	37.9	37.3	38.8	39.2
SVSU	38.5	36.2	36.0	35.4	30.2
UMA	34.8	33.8	31.0	29.6	29.3
UMD	43.8	44.0	44.3	44.2	42.0
UMF	41.3	41.1	41.3	42.8	41.5
WSU	39.5	39.8	38.3	37.7	37.0
WMU	43.6	42.2	42.8	42.6	42.0

Source: Office of Budgetary Planning & Analysis

Instructional Cost (Spending) per Student FY 2013

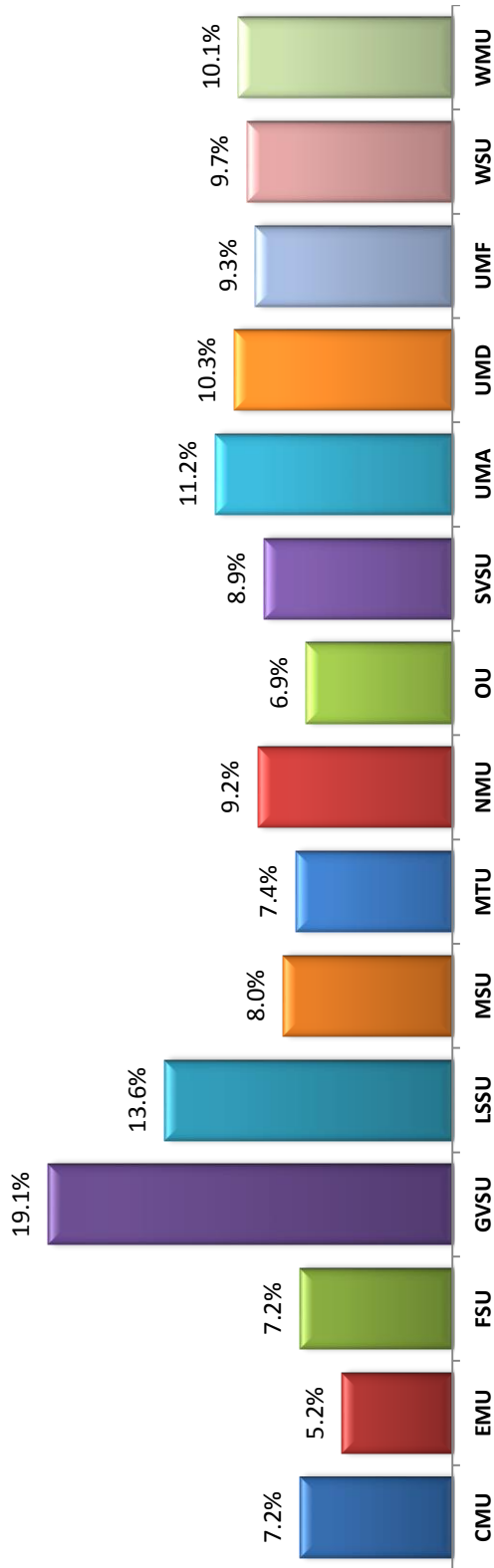


Five Year Trend

	FY '09	FY '10	FY '11	FY '12	FY '13
CMU	\$5,261	\$5,448	\$5,303	\$5,660	\$6,048
EMU	5,899	6,095	6,486	6,776	6,584
FSU	6,637	6,727	6,903	6,308	7,041
GVSU	5,370	5,670	5,611	5,860	6,283
LSSU	4,753	5,306	5,215	5,231	5,082
MSU	9,740	9,753	10,034	10,332	10,036
MTU	8,113	8,240	8,313	8,684	9,320
NMU	5,062	5,053	5,187	5,008	5,464
OU	5,014	4,862	5,037	5,414	5,603
SVSU	4,305	4,106	4,238	4,193	4,146
UMA	12,198	11,868	11,470	11,267	11,258
UMD	6,899	7,022	7,239	7,343	7,485
UMF	5,547	5,406	5,539	5,756	5,949
WSU	8,669	8,718	8,885	9,011	9,027
WMU	6,351	6,358	6,680	6,694	7,033

Source: Office of Budgetary Planning & Analysis

Plant Spending as a % of Total General Fund Spending FY 2013

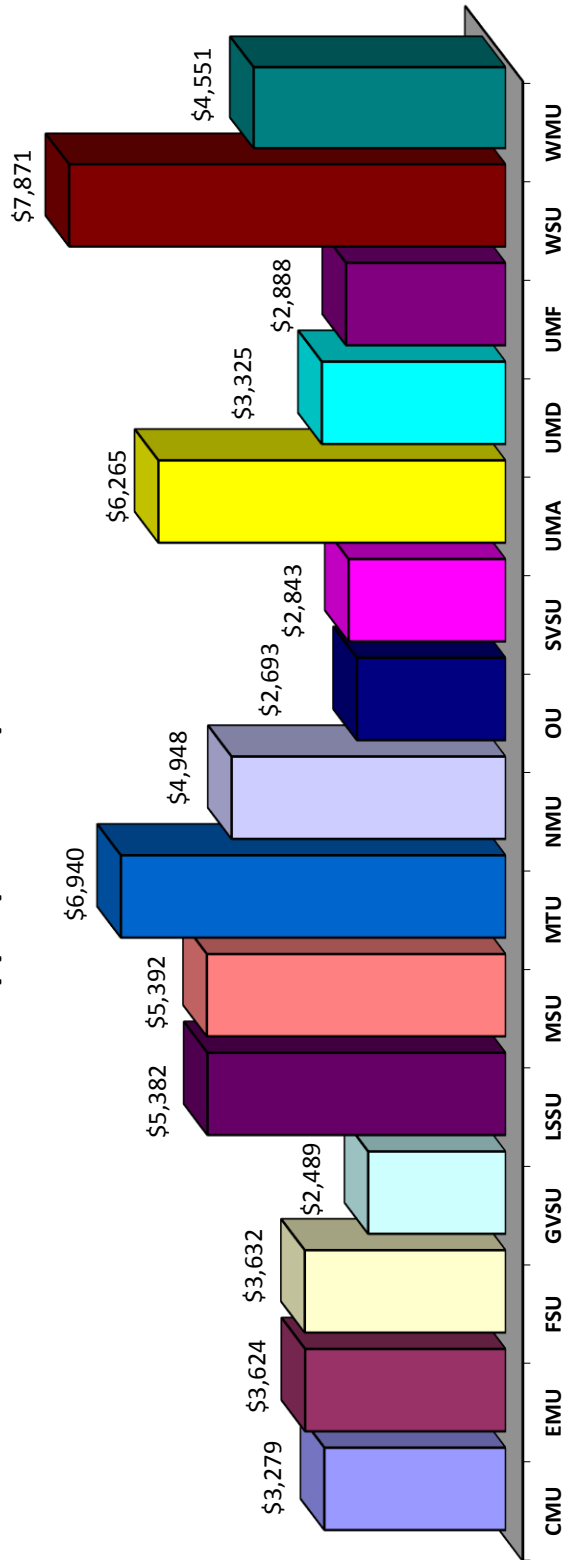


Five Year Trend

	FY '09	FY '10	FY '11	FY '12	FY '13
CMU	8.1%	7.9%	6.3%	7.2%	7.2%
EMU	12.3	10.8	7.9	5.2	5.2
FSU	8.5	8.1	7.5	5.7	7.2
GVSU	12.3	10.5	10.0	12.9	19.1
LSSU	13.9	13.4	15.3	14.0	13.6
MSU	10.4	10.9	9.7	9.3	8.0
MTU	7.7	7.5	7.3	7.3	7.4
NMU	12.3	10.4	10.3	10.4	9.2
OU	7.5	7.5	7.0	6.9	6.9
SVSU	9.7	9.0	8.6	8.6	8.9
UMA	13.6	14.0	13.6	12.5	11.2
UMD	11.3	11.1	9.7	9.3	10.3
UMF	11.5	10.0	10.0	10.0	9.3
WSU	9.9	10.9	9.2	9.3	9.7
WMU	10.9	9.2	10.8	10.8	10.1

Source: Office of Budgetary Planning & Analysis

State Appropriations per FYES FY 2013

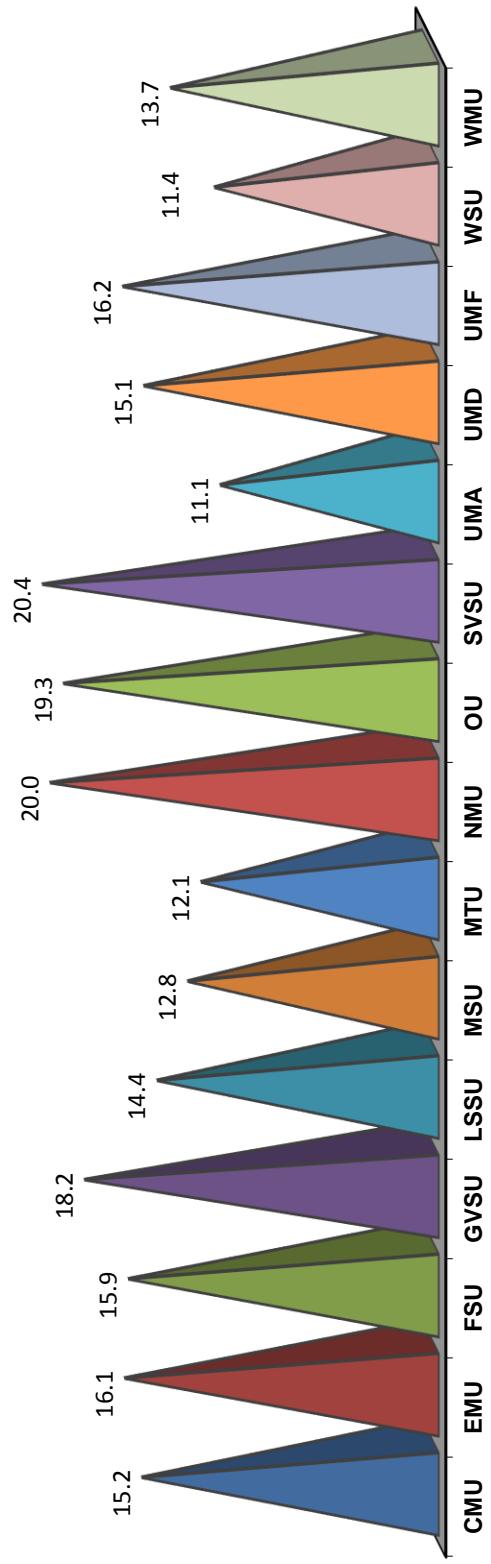


Five Year Trend

	FY '09	FY '10	FY '11	FY '12	FY '13
CMU	\$3,844	\$3,766	\$3,558	\$3,026	\$3,279
EMU	\$4,466	\$4,261	\$4,062	\$3,505	3,624
FSU	\$4,306	\$4,242	\$4,026	\$3,382	3,632
GVSU	\$2,962	\$2,863	\$2,766	\$2,357	2,489
LSSU	\$5,491	\$5,698	\$5,298	\$4,462	5,382
MSU	\$6,636	\$6,609	\$6,442	\$5,390	5,392
MTU	\$7,520	\$7,414	\$7,280	\$6,387	6,940
NMU	\$5,540	\$5,407	\$5,245	\$4,478	4,948
OU	\$3,480	\$3,291	\$3,130	\$2,644	2,693
SVSU	\$3,477	\$3,225	\$3,070	\$2,539	2,843
UMA	\$7,906	\$7,745	\$7,489	\$6,263	6,265
UMD	\$4,054	\$3,900	\$3,749	\$3,151	3,325
UMF	\$3,660	\$3,374	\$3,122	\$2,639	2,888
WSU	\$9,142	\$8,742	\$8,637	\$7,649	7,871
WMU	\$5,090	\$5,167	\$4,985	\$4,313	4,551

Source: Office of Budgetary Planning & Analysis

Student-to-Faculty Ratio FY 2012 (FY 2013 not Available)



Five Year Trend

	FY '09	FY '10	FY '11	FY '12	FY '13
CMU	16.8	17.0	16.6	15.2	Not Available (N/A)
EMU	17.9	17.2	15.9	16.1	N/A
FSU	15.6	15.7	16.2	15.9	N/A
GVSU	18.7	18.7	18.5	18.2	N/A
LSSU	13.2	14.4	15.4	14.4	N/A
MSU	11.8	13.1	12.8	12.8	N/A
MTU	13.6	13.0	12.6	12.1	N/A
NMU	20.3	20.6	20.4	20.0	N/A
OU	19.9	20.1	20.3	19.3	N/A
SVSU	19.6	20.1	19.8	20.4	N/A
UMA	14.0	12.9	12.2	11.1	N/A
UMD	15.8	15.8	15.1	15.1	N/A
UMF	16.2	16.9	16.6	16.2	N/A
WSU	11.0	11.7	11.7	11.4	N/A
WMU	14.0	13.9	13.9	13.7	N/A

Source: Office of Budgetary Planning & Analysis