

Earn **GREEN POINTS** with  
**BORA-CARE**<sup>®</sup>  
TERMITE TREATMENTS



**NGBS Green Product Certification Program**  
*Home Innovation NGBS Green Certified for Bora-Care*  
*Green Approved Product Cert. No. 00027*



**Home Innovation**  
NGBS GREEN CERTIFIED™

- **Earn 6 points** for a whole house Bora-Care treatment in very heavy zones.
- **Earn 4 points** for a Bora-Care treatment with a 3-foot band up from the foundation in moderate to heavy termite zones.
- **Earn 2 points** for a Bora-Care treatment with a 2-foot band in slight to moderate termite zones.



**EarthCraft<sup>®</sup> House Guidelines\***

*Resource Efficient Building Materials/Indoor Air Quality*

- **Earn 3 points** for a Bora-Care Treatment.
- **Earn 2 points** for dusting wall voids under "Alternative Pest Control".
- **Earn 1 point** for a complete structural lumber treatment.



**LEED<sup>®</sup> for Homes\***

*U.S. Green Building Council*

Sustainable Sites  
SS 5. Non-Toxic Pest Control

- **Earn 1 point** for a Bora-Care Treatment with a 3-foot band up from the foundation and other IPM measures.

\*Always check with your EarthCraft or LEED project developers for current point status and requirements.



**MEETS HUD  
REQUIREMENTS**

Contact Chip Hughes • Specialty and Builder Sales  
904.910.8289 • [chiph@nisuscorp.com](mailto:chiph@nisuscorp.com) • [www.bora-care.com](http://www.bora-care.com)

Bora-Care and Nisus Corporation are registered trademarks of Nisus Corporation. ©2014 Nisus Corporation #BC-GP-1214a

# What Builders Need to Know...

## *about green treatments for termites*

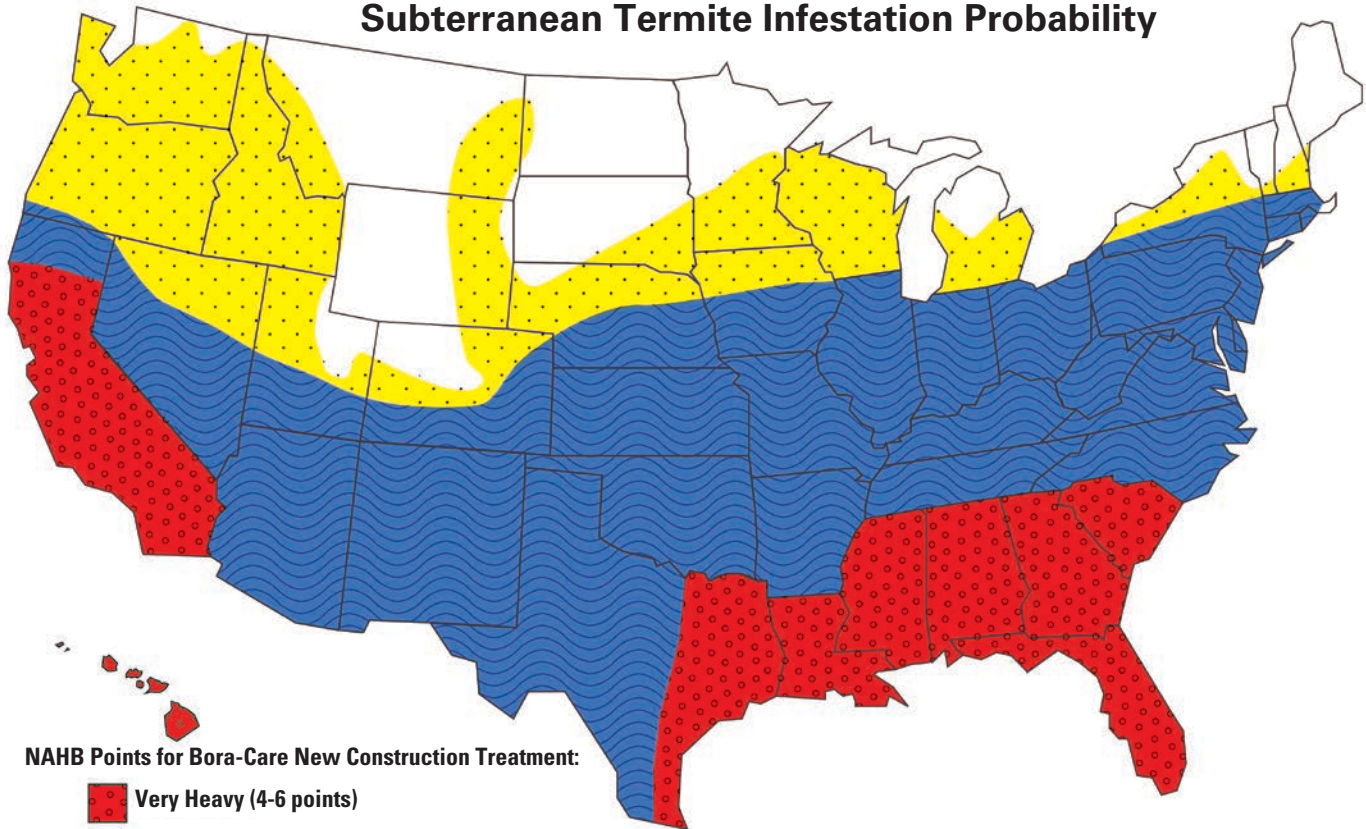
**Green building practices are becoming more and more important for your business.** Your customers are asking for it, plus you can earn green building points by using a green new construction treatment for termites. Bottom line: It's good for your business *and* the environment.

**This guide shows you** how to maximize green points by using Bora-Care as your green new construction termite treatment, what "green" means when it comes to termite treatments and why you, as a builder, will gain an advantage by using Bora-Care for your termite treatment.

### Contents

- *U.S. Subterranean Termite Infestation Map* showing points earned in various termite infested areas (and where you may be required by code to use a termite treatment).....2
- *10 Reasons Why Bora-Care is THE Green Choice*.....3
- *NGBS Green Product Certification Program*
  - Bora-Care certificate & application description .....4
- *EarthCraft House Guidelines* .....5
- *LEED for Homes (U.S. Green Building Council)* .....6
- *Termite Technology* .....7
  - The differences are between Bora-Care and other treatments
- *Bora-Care Meets HUD Requirements* .....8

### Subterranean Termite Infestation Probability



NAHB Points for Bora-Care New Construction Treatment:

- Very Heavy (4-6 points)
- Heavy to Moderate (4 points)
- Slight to Moderate (2 points)
- None to Slight


Based on information from the 2008 National Green Building Standard™

Contact Chip Hughes • Specialty and Builder Sales  
904.910.8289 • [chiph@nisuscorp.com](mailto:chiph@nisuscorp.com)

# 10 Reasons Why

*Bora-Care is THE green choice*

THE ONLY BORATE-BASED PRODUCT WITH ESSENTIAL PRODUCT-SPECIFIC EFFICACY ALLOWED AS A PRIMARY TERMITE BARRIER NEW CONSTRUCTION TREATMENT • IT'S THE PERFECT GREEN SOLUTION FOR TERMITES



-  Bora-Care wood treatments eliminate the need to pump termiticides into the ground. There is virtually no risk of contamination of soil, rivers, lakes or aquifers.
-  Green builders using Bora-Care have eliminated more than 120 million gallons of diluted termiticide from being applied to the soil across the U.S.
-  Builders can earn points in green building programs by using Bora-Care, including LEED® for Homes, NGBS Green Product Certification Program™, EarthCraft® and many others.
-  Bora-Care penetrates the wood and remains in the wood, providing years of long-term, sustainable residual protection.
-  Bora-Care saves water. Soil termiticides require large amounts of water for dilution. Using Bora-Care can save 200-300 gallons of water per average-size home.
-  The element boron is found throughout nature and may be essential to the health of all living plants and animals.
-  Mammals, birds, fish and reptiles can all excrete excess ingested boron, so it has little effect on these non-target organisms; however insects cannot process boron in the same way. As a result, boron accumulates in their systems and interferes with their ability to convert food sugars into energy, leading to starvation. This unique quality makes borates the perfect green solution for targeting termites.
-  Bora-Care treated wood provides protection from subterranean, Formosan and drywood termites as well as wood boring beetles, carpenter ants and wood decay fungi. It also provides general pest protection by making the treated wood areas uninhabitable by pests such as cockroaches.
-  Bora-Care emits no VOCs (Volatile Organic Compounds).
-  Nisus provides a 30-year damage replacement warranty to your pest company when homes are registered under our program and inspected annually.



Contact Chip Hughes • Specialty and Builder Sales  
904.910.8289 • [chiph@nisuscorp.com](mailto:chiph@nisuscorp.com)

# NGBS Green Product Certification Program\*

## Home Innovation NGBS Green Certified for Bora-Care



NGBS Green Certified Product Report #NGBSGCP-00027

Products: NISUS Bora-Care® Termiticide, Fungicide, and Insecticide

Manufacturer: NISUS Corporation

The product(s) shown on this report have been independently verified as eligible products for use in achieving points toward project certification under ICC-700 National Green Building Standard. Home Innovation Research Labs authorizes accredited verifiers to award points toward certification without additional documentation when the product(s) is used as noted below.

2008 NATIONAL GREEN BUILDING STANDARD			
PRACTICE #	PRACTICE DESCRIPTION	POTENTIAL POINTS AVAILABLE	ADDITIONAL CONDITIONS OF USE TO AWARD POINTS
2008 NGBS 602.8	Termite-resistant materials are used in portions of the building.	2-6	To earn two points, product is applied per manufacturer's instructions to the first 2 feet of all the foundation, floor, and structural wall, wall cladding, and exterior deck components in zones with slight to moderate termite infestation. 4 points are awarded when applying product to first 3 feet in moderate to heavy termite zones, and 6 points are awarded for applying to the first 3 feet of the foundation, floor, and structural wall, wall cladding, and exterior deck components in areas of very heavy termites.
PRACTICE #	PRACTICE DESCRIPTION	POTENTIAL POINTS AVAILABLE	ADDITIONAL CONDITIONS OF USE TO AWARD POINTS
2012 NGBS 602.8	Termite-resistant materials are used in portions of the building.	2-6	To earn two points, product is applied per manufacturer's instructions to the first 2 feet of all the foundation, floor, and structural wall, wall cladding, and exterior deck components in zones with slight to moderate termite infestation. 4 points are awarded when applying product to first 3 feet in moderate to heavy termite zones, and 6 points are awarded for applying to the first 3 feet of the foundation, floor, and structural wall, wall cladding, and exterior deck components in areas of very heavy termites.

**ADDITIONAL CONDITIONS OF USE TO AWARD POINTS**

To earn two points, product is applied per manufacturer's instructions to the first 2 feet of all the foundation, floor, and structural wall, wall cladding, and exterior deck components in zones with slight to moderate termite infestation. 4 points are awarded when applying product to first 3 feet in moderate to heavy termite zones, and 6 points are awarded for applying to all of the foundation, floor, and structural wall, wall cladding, and exterior deck components in areas of very heavy termites.


Contact Chip Hughes • Specialty and Builder Sales  
904.910.8289 • [chiph@nisuscorp.com](mailto:chiph@nisuscorp.com)

# EarthCraft House Guidelines

## Excerpts from Guidelines and Worksheet

\*Always check with your EarthCraft project developers for current point status and requirements.

### EarthCraft House Guidelines Indoor Air Quality (p. 43)

<b>Alternative termite treatment (2 points)</b>	
Acceptable termite soil treatments include borate application, termite baiting, stainless steel mesh, or basaltic sand. Homeowner shall be educated to type of system installed and maintenance or monitoring requirements.	
<b>Alternative pest control system (2 points)</b>	
Alternative pest control system shall be installed in the home according to manufacturer's specifications.	

### EarthCraft Worksheet (excerpted from IECC 2004 Climate Zone 4)

DURABILITY (from p. 7)	Points
non-toxic pest treatment of all lumber in contact with foundation	1
non-toxic pest treatment applied to all lumber	1
INDOOR POLLUTANT CONTROL (from p. 8)	
alternative termite treatment with no soil pretreatment unless required by code <i>(required tiers II &amp; III)</i>	2
alternative pest control	2

Contact Chip Hughes • Specialty and Builder Sales  
904.910.8289 • [chiph@nisuscorp.com](mailto:chiph@nisuscorp.com)

\*Always check with your LEED project developers for current point status and requirements.



## NONTOXIC PEST CONTROL



LEED® for Homes  
Rating System

January 2008

### SS 5: Nontoxic Pest Control

Maximum points: 2

#### Intent

Design home features to minimize the need for poisons for control of insects, rodents, and other pests.

#### Requirements

#### Prerequisites

None.

#### Credits

5. **Pest Control Alternatives (½ point each, maximum 2 points).** Implement one or more of the measures below. All physical actions (for pest management practices) must be noted on construction plans.
- Keep all wood (i.e., siding, trim, structure) at least 12 inches above soil (code typically requires 8 inches).
  - Seal all external cracks, joints, penetrations, edges, and entry points with caulking. Where openings cannot be caulked or sealed, install rodent- and corrosion-proof screens (e.g., copper or stainless steel mesh). Protect exposed foundation insulation with moisture-resistant, pest-proof cover (e.g., fiber cement board, galvanized insect screen).
  - Include no wood-to-concrete connections or separate any exterior wood-to-concrete connections (e.g., at posts, deck supports, stair stringers) with metal or plastic fasteners or dividers.
  - Install landscaping such that all parts of mature plants will be at least 24 inches from the home.
  - In areas marked “moderate to heavy” through “very heavy” on the termite infestation probability map (**Figure 1**), implement one or more of the following measures (½ point each):
    - Treat all cellulosic material (e.g., wood framing) with a borate product to a minimum of 3 feet above the foundation.
    - Install a sand or diatomaceous earth barrier.
    - Install a steel mesh barrier termite control system.
    - Install non-toxic termite bait system.
    - Use noncellulosic (i.e., not wood or straw) wall structure.
    - Use solid concrete foundation walls or masonry wall with top course of solid block bond beam or concrete-filled block.

# Termite Technology

## Builders are Switching to Bora-Care's Innovative Termite Technology

**B**uilders across the country are switching their termite new construction treatments to Bora-Care®, a termiticide that is sprayed on the wood instead of pumped into the ground. As both a time- and money-saver, Bora-Care offers significant advantages to builders over old-style soil termiticides. A full day of cycle time savings is the primary factor driving this move, as well as the current trend toward green building practices.

Treatments with Bora-Care can even qualify a builder to earn **green building points** in many programs, including:

- **NGBS Green Product Certification Program**: 2-6 points
- **EarthCraft®**: 1-6 points
- **LEED® for Homes**: 1 point

Many states offer similar green building programs as well.

### *Bora-Care vs. Old Fashioned Methods*

Environmental issues are critical to homeowners, making Bora-Care appealing to concerned builders. Traditional soil treatments pump 200 to 300 gallons of diluted termiticide under and around an average house. **Bora-Care conserves water**; it only uses 2–3 gallons per house. And because it is applied directly to wood, concrete, and foundation penetrations, **there is virtually no danger of chemical run-off**. Furthermore, Bora-Care's active ingredient is a natural borate mineral salt with a low mammalian toxicity, yet it is still deadly to insect pests. And **Bora-Care emits no VOCs** ("Volatile Organic Compounds").

Bora-Care has shown no compatibility issues with any type of piping systems. In addition, Bora-Care will not corrode metal fasteners, fittings or nails. **Many soil termiticides can cause damage to some piping systems, resulting in expensive post-construction repairs.**

Soil termiticides break down quickly and can leave gaps. The soil termiticide barrier can easily be broken during excavation and landscaping. Bora-Care creates a continuous barrier directly on the wood and concrete, not in the surrounding soil.

### *A True New Construction Termite Treatment— Not Just a Monitoring System*

Baiting systems also pose problems, and termites can easily bypass them altogether. More importantly, if the homeowners don't want to pay the annual fees, the stations are removed and the home is left without any termite protection.

### *What is Bora-Care?*

Bora-Care is an EPA-registered termiticide manufactured by Nisus Corporation. It is the only borate-based termiticide allowed as a primary two-foot termite barrier termite treatment with its own

*product-specific* field efficacy testing. Pest control companies apply it directly to the wood and concrete on walls, subfloors, sill plates, piers and expansion joints, and around pipe chases and plumbing protrusions. This creates a continuous barrier that termites cannot cross and eliminates wood as a food source.

**Treated wood is also protected against other wood destroying organisms such as carpenter ants, wood boring beetles and decay fungi.**

Bora-Care offers the stability and reliability which builders find missing in soil termite treatments. A study conducted in Mississippi showed that soil termiticides can break down by 50% or more in just one year (Mulrooney et al, 2006). But with a single application done according to label directions, Bora-Care penetrates into wood, preventing infestation and delivering years of long-term residual protection.

### *Builders Save Time and Money*

Bora-Care new construction treatments give builders more schedule flexibility and control. They simply remove many of the common scheduling and performance problems builders encounter with old-style soil poisons.

**Bora-Care saves builders a day of cycle time.** Treatment is not weather-dependent, allowing builders to move forward regardless of conditions. Because Bora-Care is applied during the dried-in phase of construction, there is no need to coordinate pest control companies and cement companies. Bora-Care's ease of application allows PMPs to increase the number of houses they can treat in a day, which in turn increases the builders' schedule flexibility.

### *Proven Results*

In addition to **EPA registration**, Bora-Care wood treatments are **HUD allowed and listed for use under the 2006 International Residential Code**, Section R320 *Protection Against Subterranean Termites*. Bora-Care also **meets the sill plate end-cut requirements** for pressure treated lumber set by building codes and the American Wood-Preservers' Association.

An independent 12-year study in Mississippi by the USDA and a second independent 5-year study in Florida by Mississippi State University's Forest Products Department demonstrated that wood treated with Bora-Care repelled termite attacks and prevented subterranean termites from tubing over treated wood. Additional tests by Louisiana State University showed that Bora-Care applied to concrete surfaces prevents Formosan termite tubing.



---

Contact Chip Hughes • Specialty and Builder Sales  
904.910.8289 • [chiph@nisuscorp.com](mailto:chiph@nisuscorp.com)

# Bora-Care Meets HUD Requirements

## See HUD Forms 99-A and 99-B

- HUD Forms 99-A and 99-B list “field-applied wood treatment” (99-A) and “wood applied liquid termiticide” (99-B) as an option for termite treatment. Bora-Care is this type of termiticide.
- New construction projects backed by an FHA or VA loan require termite treatments in areas of moderate to heavy termite pressure.

### HUD Form 99-A

**Subterranean Termite Protection Builder's Guarantee** OMB Approval No. 2502-0525  
(exp. 02/29/2012)

This form is completed by the builder.

Public reporting burden for this collection of information is estimated to average 5 minutes per response, including the time for reviewing instructions, searching existing data sources, gathering and maintaining the data needed, and completing and reviewing the collection of information. This information is required to obtain benefits. HUD may not collect this information, and you are not required to complete this form, unless it displays a currently valid OMB control number. Section 24 CFR 200.926(d)(3) requires that the sites for HUD insured structures must be free of termite hazards. This information collection requires a licensed Pest Control company to provide the builder a record of specific treatment information in those cases when if any treated lumber is used for prevention of subterranean termite infestation. When applicable, form HUD-NPMA-99-B must accompany this form. Builders, pest control companies, mortgage lenders, homebuyers, and HUD as a record of treatment for specific homes will use the information collected. The information is not considered confidential, therefore, no assurance of confidentiality is provided.

This form is submitted for proposed (new) construction cases when prevention of subterranean termite infestation is specified by the builder, architect, FHA or VA.

This form is to be completed by the builder. This guarantee is issued by the builder to the buyer. This guarantee is not to be considered as a or remedies that the buyer may have against the builder.

FHAVA Case No.: \_\_\_\_\_

Location of Structure(s) (Street Address, or Legal Description, City, State and Zip): \_\_\_\_\_

Buyer's Name: \_\_\_\_\_

Builder is to check and complete either box 1 or box 2.

**1 Pest Control Company Applied Treatment (See HUD-NPMA 99B for treatment information)**

The undersigned builder hereby certifies that a State licensed or otherwise authorized pest control company (where required by State property at the location referenced above to prevent subterranean termites. The builder further certifies that the contract with the pest treatment materials and methods used to be in conformance with all applicable State and Federal requirements. All work required by or unless noted on HUD-NPMA 99B. Where not prohibited by applicable State requirements, the buyer, for an additional fee payable to extend the protection against subterranean termites. Contact the pest control company listed on the attachment for further information.

The builder hereby guarantees that, if subterranean termite infestation should occur within one year from the date of closing, the builder otherwise State authorized pest control company will treat as necessary to control infestations in the structure. This further treatment if permitted by State law, the buyer may contract directly, at the buyer's expense, with a pest control company to inspect the property EPA registered products to control any infestation. The builder will not be responsible for guaranteeing such contracted work. The builder damage by subterranean termites within the one-year builder's warranty period. This guarantee does not apply to additions or alterations which affects the original structure or treatment. Examples include, but are not limited to, landscape and mulch alterations, which disperse subterranean termite hazards, or interfere with the control measures. If within the guarantee period the builder questions the valid claim will be investigated by an unbiased expert mutually agreeable to the buyer and builder. The report of the expert will be accepted the case. The non-prevailing party will pay the cost of any inspections made to investigate the claim. For further information, contact regulatory agency. **All service must be in compliance with the International Residential Code.**

Type of Service:  Termite Bait System  **Field Applied Wood Treatment**  Soil Treatment

**2 Builder Installed Subterranean Termite Prevention using Pressure Treated Lumber**

The builder certifies that subterranean termite prevention was installed using pressure treated lumber only and certifies that use of the compliance with applicable building codes and HUD requirements including Mortgage Letter 2001-04. **Note: Using pressure treated termiticide prevention is NOT acceptable and violates the requirements of Mortgage Letter 2001-04.**

Initial of Builder \_\_\_\_\_ Date \_\_\_\_\_

Attachments \_\_\_\_\_

Builder's Company Name \_\_\_\_\_ Phone No. \_\_\_\_\_

Builder's Signature \_\_\_\_\_

**Consumer Maintenance Advisory regarding Integrated Pest Management for Prevention of Wood Destroying Insects.** Information insect infestation is helpful to any property owner interested in protecting the structure from infestation. Any structure can be attacked by infestation should include measures to minimize possibilities of infestation in and around a structure. Factors which may lead to infestation from insulation at foundation, earth-wood contact, faulty grade, firewood against structure, insufficient ventilation, moisture, wood debris in crawl touching structures, landscape timbers, and wood rot. Should these or other such conditions exist, corrective measure should be taken by chances of infestations by wood destroying insects, and the need for treatment.

An original and one copy of this guarantee are to be prepared by the builder and sent to the lender. The lender provides one copy to the buyer VA loan package or HUD insurance case binder. The builder sends one copy to the licensed pest control company which performed the treatment. Attached is a copy of the state authorized pest control company's New Construction Subterranean Termite Service Record, HUD-NPMA-99-B. Warning: HUD will prosecute false claims and statements. Conviction may result in criminal and/or civil penalties. (18 U.S.C. 1001, 1010, 1015)

Form NPCA-99-A may still be used

### HUD Form 99-B

**New Construction Subterranean Termite Service Record** OMB Approval No. 2502-0525  
(exp. 02/29/2012)

This form is completed by the licensed Pest Control Company

Public reporting burden for this collection of information is estimated to average 15 minutes per response, including the time for reviewing instructions, searching existing data sources, gathering and maintaining the data needed, and completing and reviewing the collection of information. This information is required to obtain benefits. HUD may not collect this information, and you are not required to complete this form, unless it displays a currently valid OMB control number.

Section 24 CFR 200.926(d)(3) requires that the sites for HUD insured structures must be free of termite hazards. This information collection requires the builder to certify that an authorized Pest Control company performed all required treatment for termites, and that the builder guarantees the treated area against infestation for one year. Builders, pest control companies, mortgage lenders, homebuyers, and HUD as a record of treatment for specific homes will use the information collected. The information is not considered confidential, therefore, no assurance of confidentiality is provided.

This report is submitted for informational purposes to the builder on proposed (new) construction cases when treatment for prevention of subterranean termite infestation is specified by the builder, architect, or required by the lender, architect, FHA, or VA.

All contracts for services are between the Pest Control company and builder, unless stated otherwise.

**Section 1: General Information (Pest Control Company Information)**

Company Name: \_\_\_\_\_

Company Address \_\_\_\_\_ City \_\_\_\_\_ State \_\_\_\_\_ Zip \_\_\_\_\_

Company Business License No. \_\_\_\_\_ Company Phone No. \_\_\_\_\_

FHAVA Case No. (if any) \_\_\_\_\_

**Section 2: Builder Information**

Company Name \_\_\_\_\_ Phone No. \_\_\_\_\_

**Section 3: Property Information**

Location of Structure (s) Treated (Street Address or Legal Description, City, State and Zip) \_\_\_\_\_

**Section 4: Service Information**

Date(s) of Service(s) \_\_\_\_\_

Type of Construction (More than one box may be checked)  Slab  Basement  Crawl  Other \_\_\_\_\_

Check all that apply:

**A. Soil Applied Liquid Termiticide**  
Brand Name of Termiticide: \_\_\_\_\_ EPA Registration No. \_\_\_\_\_  
Approx. Dilution (%): \_\_\_\_\_ Approx. Total Gallons Mix Applied: \_\_\_\_\_ Treatment completed on exterior:  Yes  No

**B. Wood Applied Liquid Termiticide**  
Brand Name of Termiticide: \_\_\_\_\_ EPA Registration No. \_\_\_\_\_  
Approx. Dilution (%): \_\_\_\_\_ Approx. Total Gallons Mix Applied: \_\_\_\_\_

**C. Bait system Installed**  
Name of System \_\_\_\_\_ EPA Registration No. \_\_\_\_\_ Number of Stations installed \_\_\_\_\_

**D. Physical Barrier System Installed**  
Name of System \_\_\_\_\_ Attach installation information (required) \_\_\_\_\_

Service Agreement Available?  Yes  No  
Note: Some state laws require service agreements to be issued. This form does not preempt state law.

Attachments (List) \_\_\_\_\_

Comments \_\_\_\_\_

Name of Applicator(s) \_\_\_\_\_ Certification No. (if required by State law) \_\_\_\_\_

The applicator has used a product in accordance with the product label and state requirements. All materials and methods used comply with state and federal regulations.

Authorized Signature \_\_\_\_\_ Date \_\_\_\_\_

**Warning:** HUD will prosecute false claims and statements. Conviction may result in criminal and/or civil penalties. (18 U.S.C. 1001, 1010, 1012; 31 U.S.C. 3729, 3802)

Form NPCA-99-B may still be used form HUD-NPMA-99-B (08/2008)



100 Nisus Drive • Rockford, TN 37853  
800.264.0870 • www.bora-care.com

Contact Chip Hughes • Specialty and Builder Sales  
904.910.8289 • chiph@nisuscorp.com