

**BORAL ROOF TILES**  
Build something great™



# ROOF TILES

## NSW & ACT

April 2016



# CONTENTS

Introduction	2
Why Choose Roof Tiles	3
How to Choose a Roof Tile	5
Terracotta Shingle Standard	8
Terracotta Shingle Metallics	8
Terracotta French	10
Terracotta Swiss	14
Concrete Vogue	16
Concrete Linea	16
Concrete Contour	18
Concrete Slimline	20
Concrete Macquarie	22



# INTRODUCTION

The roof is usually the largest surface area of a house and materials selection will impact both performance and aesthetic longevity.

The range of terracotta and concrete roof tiles available from Boral, provide homeowners with enhanced flexibility in roof design. There are many profile and colour varieties to select from, to suit your home's architectural style. So the choice is yours! Choose from Boral's exceptional and long lasting Terracotta roof tile range or the attractive and affordable Concrete roof tile range.



Learn more with Boral's handy Guide to Roof Tiles.

## LOOKING FOR FURTHER INSPIRATION?

Homeowners can visit [www.boralsampler.com.au](http://www.boralsampler.com.au) for visual inspiration and information on roof tiles as well as other Boral materials.



# WHY CHOOSE ROOF TILES



## FIRE RESISTANCE

Terracotta and concrete roof tiles are made from non-combustible materials and can safely be used in bushfire prone areas, including the highest prone areas (BAL-FZ), when installed to Australian Standards.

## ACOUSTIC PERFORMANCE

The density of tiles helps reduce external sound, such as aircraft and road noise and, particularly, rain and hail.

## THERMAL PERFORMANCE

Roof tiles can help you enjoy more comfortable living in summer and winter. The thermal mass of clay and concrete materials when used correctly can result in advantageous insulation properties, in addition to considerations such as sarking and overall solar design.

## RAIN WATER RETENTION

Boral roof tiles are made to Australian standards and are suitable for the collection of rain water.



## WIND RESISTANCE

The weight of the roofing material itself impacts performance in high wind areas. The dead load of roof tiles reduces the impact of uplift pressures in comparison to lighter-weight materials.<sup>1</sup>

1. "The Properties of Roof Tiles," Roof Tile Association of Australia, 2013.



## LONG LASTING

With a 50-year performance guarantee for terracotta tiles and 20 years for concrete tiles, our tiles are built to last and withstand harsh climatic conditions and marine environments.

## SALT-SAFE AND FROST-RESISTANT

Concrete and terracotta tiles are salt-safe and frost-resistant, making them suitable for any location, including harsh marine areas.



## COLOUR RETENTION

Terracotta tiles are crafted from prepared natural clays that are kiln-fired to temperatures of 1100°C. This means the colour is locked in, so terracotta tiles retain their original appearance as they age.




## DESIGN FLEXIBILITY

The extensive range and unique design of individual tile profiles mean enhanced flexibility in roof design to complement a wide range of architectural styles and specifications. Terracotta and concrete roof tiles each offer a different aesthetic and surface finish.

## LOW MAINTENANCE

Once tiles are installed there is little maintenance required as they don't rust or corrode. Should a section of the roof ever be damaged, there is the added advantage of individual tile replacement.



# HOW TO CHOOSE A ROOF TILE

## STEP 1: MATERIAL

Your choice of material will come down to a personal preference in shape, colour and finish. Both terracotta and concrete tiles are built to last, with a 50-year guarantee on terracotta tiles and a 20-year guarantee on concrete tiles. Some customers prefer the natural beauty and colour retention of terracotta while others appreciate the versatility of concrete.

## STEP 2: PROFILE

A tile's profile refers to its shape and design. Boral roof tile profiles range from smooth flat tiles to prominent undulations or waves on the surface of the tile. Key considerations when choosing a tile profile will be the pitch of your roof as well as its style. Below is a chart to help you choose a profile for your tiles. You will need to find out the pitch of your roof when selecting a profile as some tiles require a minimum pitch.

### TERRACOTTA PROFILE GUIDE

FLAT TILES	SHINGLE	SHAPED TILES	FRENCH	SWISS
				
<b>MINIMUM PITCH</b>	Without sarking 20° With sarking 18°	<b>MINIMUM PITCH</b>	Without sarking 20° With sarking 15°	Without sarking 20° With sarking 15°

### CONCRETE PROFILE GUIDE

FLAT TILES	VOGUE	LINEA	SHAPED TILES	CONTOUR*	SLIMLINE	MACQUARIE
						
<b>MINIMUM PITCH</b>	Without sarking N/A With sarking 20°	Without sarking N/A With sarking 20°	<b>MINIMUM PITCH</b>	Without sarking 20° With sarking 15°	Without sarking 20° With sarking 15°	Without sarking 20° With sarking 15°

Note: 1. Maximum rafter length at the minimum pitch is 4.5 metres. 2. N/A means sarking is mandatory. \* To be laid in a cross bond on pitches 20° and lower.

## STEP 3: COLOUR & FINISH

Boral offers a palette of warm, cool and neutral tones in both its terracotta and concrete ranges. Mix and match your roof tile with fascia, gutter and brick colours at [www.boralsampler.com.au](http://www.boralsampler.com.au). Not only is there a large assortment of colours on offer, there are four finishes available in terracotta, ranging from matt through to glazed. For concrete tiles, choose from the vibrancy of our 'Colour-On' application or the longer lasting colour of 'Colour-Through' tiles.

## AVAILABLE TERRACOTTA TILE COLOURS

COLOUR	SHINGLE	FRENCH	SWISS
ANTIQUE BRONZE	✓	✓	
ASPHALT	✓		
AUTUMN LEAF		✓	✓
BARLEY STONE		✓	
BURGUNDY		✓	
COTTAGE RED		✓	
CRIMSON BLAZE		✓	✓
EBONY		✓	✓
ECLIPSE	✓	✓	
FEDERATION		✓	
FELDSPAR		✓	
FIRE GLOW		✓	
GALAXY METALLICS	✓		
GHOST GUM GREY	✓	✓	
JAFFA RED		✓	
MAHOGANY		✓	✓
METEOR METALLICS	✓		
MINERAL	✓		
SAVANNA	✓	✓	
SCORIA	✓		
SIENA RED		✓	
SLATE GREY		✓	✓
SUNSET RED		✓	
SYDNEY RED	✓	✓	✓
TUSCAN STRAW			✓
TUSCAN TAN			✓
TUSCAN WHITE			✓
WILD CHOC	✓	✓	

## AVAILABLE CONCRETE TILE COLOURS

COLOUR	VOGUE	LINEA	CONTOUR	SLIMLINE	MACQUARIE
CHARCOAL GREY COLOUR THROUGH	✓	✓	✓		
CLASSIC RED					✓
DARK CHOCOLATE					✓
EBONY			✓	✓	✓
GUNMETAL	✓		✓	✓	✓
OCHRE				✓	✓
PEAT			✓		
QUARTZ			✓		✓
SHALE	✓		✓	✓	
STONEWALL	✓				✓
TAUPE	✓		✓		
TWILIGHT	✓				✓
WALNUT			✓		✓



### STEP 4: ACCESSORIES

Boral's accessories can make all the difference to the final outcome of your roof, including its performance and appearance. They include sarking for sub-tile protection and a terracotta ridging product called Accent Ridging, for the ultimate sleek finish.

### STEP 5: INSTALLATION

To be sure your roof is installed to Boral specifications we recommend our own supply-and-fix service or an established installer from the Boral installer network. For more information on new homes, renovations, extensions and re-roofing projects, or for a referral to an installer near you call Boral Roofing 1300 134 002.

# TERRACOTTA TILES

Meaning 'baked earth' in Italian, terracotta, as the name suggests, is a natural clay product that has been used throughout the ages for protection against the elements. Boral terracotta tiles are manufactured using select clays that are kiln-fired to temperatures of 1100°C, resulting in a strong-yet-lightweight roofing material of exceptional quality that is long lasting.

The outstanding colour performance is achieved through the firing process known as vitrification. Clay and glaze materials fired at high temperatures melt and fuse together resulting in a finished tile resistant to harsh UV exposure.



# SHINGLE STANDARD

MINERAL



Finish: Matt

SAVANNA



Finish: Matt

ANTIQUE BRONZE



Finish: Matt

ASPHALT




Finish: Matt

SCORIA



Finish: Matt

GHOST GUM GREY



Finish: Matt

WILD CHOC




Finish: Matt

SYDNEY RED



Finish: Unglazed

ECLIPSE



Finish: Matt

# SHINGLE METALLICS

METEOR



Finish: Glazed

GALAXY



Finish: Glazed





# FRENCH

BARLEY STONE



Finish: Matt

ANTIQUE BRONZE



Finish: Matt

WILD CHOC



Finish: Matt

SAVANNA



Finish: Matt

GHOST GUM GREY



Finish: Matt

FELDSPAR



Finish: Matt

JAFFA RED




Finish: Matt

CRIMSON BLAZE



Finish: Matt

ECLIPSE



Finish: Matt



French: Eclipse



# FRENCH

SYDNEY RED



Finish: Unglazed

SUNSET RED



Finish: Random Glaze

SIENA RED



Finish: Glazed

COTTAGE RED



Finish: Random Glaze

FEDERATION



Finish: Random Glaze

FIRE GLOW



Finish: Random Glaze

AUTUMN LEAF



Finish: Glazed

MAHOGANY



Finish: Glazed

BURGUNDY



Finish: Glazed

SLATE GREY



Finish: Glazed

EBONY



Finish: Glazed



French: Slate Grey



# SWISS

EBONY



Finish: Glazed

SLATE GREY




Finish: Glazed

MAHOGANY



Finish: Glazed

SYDNEY RED



Finish: Unglazed

AUTUMN LEAF



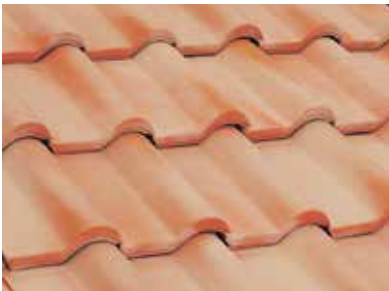
Finish: Glazed

CRIMSON BLAZE



Finish: Matt

TUSCAN WHITE\*



Finish: Random Matt Glazed

TUSCAN STRAW\*



Finish: Random Matt Glazed

TUSCAN TAN\*



Finish: Random Matt Glazed

To achieve a true Tuscan look we recommend a blend of Sydney Red (28%), Tuscan Straw (28%), Tuscan Tan (28%) and Tuscan White (16%).  
Or you can select any combination of these colours.

\* Colour is made to order, lead times apply.

# CONCRETE TILES

Modern concrete tiles are made from sand and cement with a pigmented colour coat. This can replicate the appearance of a broad array of distinctive tile designs, while remaining relatively cost-effective.





# VOGUE

SHALE



GUNMETAL



TWILIGHT



CHARCOAL GREY



STONEWALL



TAUPE



Premium: Colour Through

# LINEA

CHARCOAL GREY



Premium: Colour Through





# CONTOUR

QUARTZ



TAUPE



WALNUT



SHALE



GUNMETAL



PEAT



CHARCOAL GREY



EBONY



Premium: Colour Through





# SLIMLINE

SHALE



GUNMETAL



EBONY



OCHRE





# MACQUARIE

QUARTZ



STONEWALL



WALNUT



GUNMETAL



TWILIGHT




DARK CHOCOLATE



EBONY



CLASSIC RED



OCHRE



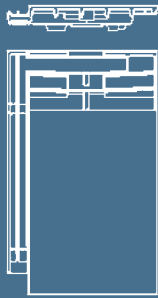
# PRODUCT INFORMATION



## TERRACOTTA ROOF TILES

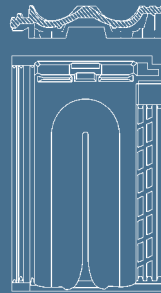
### Terracotta Shingle

Dimensions (Nominal)  
Actual length: 425mm  
Actual width: 264mm  
Exposed length: 308mm  
Exposed width: 226mm  
Recommended Bond:  
Cross Bond



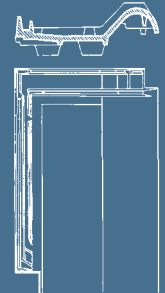
### French

Dimensions (Nominal)  
Actual length: 423mm  
Actual width: 265mm  
Exposed length: 350mm (Mean)  
Exposed width: 236mm  
Recommended Bond:  
Cross Bond



### Swiss


Dimensions (Nominal)  
Actual length: 418mm  
Actual width: 260mm  
Exposed length: 356mm  
Exposed width: 214mm  
Recommended Bond:  
Straight Bond



## FLAT CONCRETE ROOF TILES


### Vogue

Dimensions (Nominal)  
Actual length: 432mm  
Actual width: 345mm  
Exposed length: 355mm  
Exposed width: 300mm  
Recommended Bond:  
Cross Bond



### Linea


Dimensions (Nominal)  
Actual length: 432mm  
Actual width: 345mm  
Exposed length: 355mm  
Exposed width: 300mm  
Recommended Bond:  
Quarter Bond



## SHAPED CONCRETE ROOF TILES


### Contour

Dimensions (Nominal)  
Actual length: 432mm  
Actual width: 345mm  
Exposed length: 355mm  
Exposed width: 300mm  
Recommended Bond:  
Straight Bond/Cross bond  
only when 20° or lower




### Macquarie

Dimensions (Nominal)  
Actual length: 432mm  
Actual width: 343mm  
Exposed length: 355mm  
Exposed width: 308mm  
Recommended Bond:  
Straight Bond/ Cross Bond



### Slimline

Dimensions (Nominal)  
Actual length: 432mm  
Actual width: 336mm  
Exposed length: 355mm  
Exposed width: 308mm  
Recommended Bond:  
Straight Bond/ Cross Bond



Call us on 1300 134 002  
Visit our website at [www.boral.com.au/rooftiles](http://www.boral.com.au/rooftiles)

Industry memberships:



## BORAL SELECTION CENTRES

**Albion Park Rail** - 49 Durgadin Drive, Albion Park Rail, 2527

**Emu Plains** - MacKellar Street, Emu Plains, 2750

**Heatherbrae** - Premier Bricks & Roofing Supplies,  
2316 Pacific Highway, Heatherbrae 2324

**Wyee** - 288 Tooheys Road, Bushells Ridge, 2259

Important Information: Product information contained in this leaflet is correct at the time of printing however is subject to change without notice. Some photos featured in this brochure are artist's impressions of how Boral roof tiles will look on a roof. Some images are computer generated. Please ensure you view a tile display before making a final decision. Colours shown are indicative only and should not be used for final selection. Colours are subject to change without notice. Check print date prior to product selection. Roof tile colours may vary in shades throughout the manufacturing process therefore it is important that roof tiles are blended consistently across the roof. At Boral Roofing, all tiles are manufactured to the requirements of Australian Standard 2049 Roof tiles. Please ask for a copy of the Boral Roofing guarantee before making your purchase. During transportation and installation small blemishes such as scuffing and chip marks may occur. These are not considered a production fault and will not detract from the performance of the roof tile. © Copyright Boral Roofing – all rights reserved 2015. Boral, the Boral logo, boral.com.au, are trade marks or registered trade marks of Boral Limited or Boral Montoro Pty Ltd trading as Boral Roofing or Boral Roof Tiles in Australia, other countries, or both. If these and other Boral trade marked terms are marked on their first occurrence in this information with a trade mark symbol (® or TM), these symbols indicate Australian registered or common law trade marks owned by Boral at the time this information was published. Such trade marks may also be registered or common law trade marks in other countries. Other product, company or service names may be trade marks or service marks of others. Boral Roofing ABN 34 002 944 694. Correct as at April 2016.