

Knott Brakes Page 36-37

Brakes


Brake shoes • Brake assemblies • Rods, cables & adjusters

Contents	Page
Knott brakes 200x50 (8"), brake assemblies, spare shoes, springs and spares	36
Knott brakes 250x40 (10"), brake assemblies, spare shoes, springs and spares	37
Al-Ko Brakes (all sizes), brake assemblies, spare shoes, springs and spares	38
Bowden cables, brake rods, compensators and spherical adjusting nuts	39
Bowden cables – Quick Reference Guide	40

200 x 50 BRAKE ASSEMBLY (8")


Used since September 1992 on the following models BV4 & 5, CT115, CT136SA, & CT136, Eurolight Range, GD4 & GD5 Range, CD6 (165R13 Wheels), GH Range, GX84, GX85 & GX105, Horsebox range, LT range, LM85G, LM105G & LM125G, TA5G 8', 10' & 12', All Tri axle models.

Brakes Knott Brakes



P000120 Brake assembly, 200 x 50 RH & LH – weld on type backplates pre-assembled with shoes, springs etc. Please specify diameter of central hole when ordering 45mm Diameter Sept 92-Jan 94 53mm Diameter Jan 94-Jan 96. Distributor supply and fit only.

P000140 Brake assembly, 200 x 50 RH & LH - Bolt on type backplates pre-assembled with shoes, springs etc (From Jan 1996).



P000320 Brake shoe set, 200 x 50 (8")

A full set comprising two fixed and two sliding brake shoes, auto-reverse sliding shoe carrier and all springs required to complete the installation.

This kit services one axle, for continued safety, brakes should always be changed as complete axle sets.

**COMPLETE
AXLE SET**

F0940 Setscrew M12. Fixes 200 x 50 backplate to axle stub (4 per side).

P00051 Steady spring, 200 x 50 brake, holds the shoe against the backplate (fixed shoe only).

P00050 Brake spring, 200 x 50 brake, fits between shoes at adjuster end (87mm long).

P00049 Brake spring. Fits between the shoes at the expander end (75mm long).

P00048 Carrier spring. Holds the sliding shoe onto the carrier (2 off per wheel).

P00038 Re-adjustment Wedge. Fitted immediately behind the adjuster bolt this acts on the adjuster posts to adjust the brakes

P00042 Adjuster post, 200 x 50 brake, fitted each side of the adjuster screw (2 required per brake).

P00037 Eyelet. Connects the brake cable to the expander assembly.



P00036 Expander. Fits between the brake shoes (same expander for left or right).

P00044 Half shell. Shell for cable entry to backplate.


P00045 Inspection plug, 200 x 50 - covers the hole that allows brake lining inspection.

P00040 Adjuster Bolt. M10 40mm long hexagonal headed High Tensile bolt.

B0119 Safety Kit. Gloves, safety goggles, pair of dust masks, ear defenders and hooded overall. (Contents may vary from illustration)



**Used since
September
1992**



Brakes



Knott Brakes

250 x 40 BRAKE ASSEMBLY (10")

Used since September 1992 on the following models BV6 Range, CT166, CT167 & CT177G, DP120G Range, GD5 & GD6 (16" wheels), GP106 & GP126, GX105HD, GX106, GX106N & GX126, HB510XL & HB610, LM85GHD, LM105GHD & LM125GHD, LM106G, LM126G, LM146G, LM166G, TA5GHD, TA510G, TT105G & TT126G.

Ifor Williams
Parts®

Page
37



- P000200** Brake assembly. 250 x 40 RH & LH – weld on type backplates pre-assembled with shoes, springs etc. Please specify diameter of central hole when ordering 45mm Diameter Sept 92-Jan 94 53mm Diameter Jan 94-Jan 96. Distributor supply and fit only.
- P000160** Brake assembly. 250 x 40 RH & LH - Bolt on type backplates pre-assembled with shoes, springs etc (From Jan 1996).
- F0941** Setscrew M14. Cap head screw for fixing the brake backplate to the stub axle.
- P00054** Steady spring. 250 x 40 brake, holds the shoe against the backplate (fixed shoe only).
- P00052** Brake spring. For 250 x 40 brake fits between shoes at expander end. Silver coloured spring.
- P00053** Brake spring. For 250 x 40 brake fits between shoes at adjuster end. Black coloured spring.
- P00048** Carrier spring. Holds the sliding shoe onto the carrier (2 off per wheel).
- P00039** Re-adjustment wedge. Fitted immediately behind the adjuster bolt this acts on the wedges to adjust the shoes.
- P00043** Adjuster post. 250 x 40 brake, fitted each side of the adjuster screw (2 required per brake).
- P00037** Eyelet. Connects the brake cable to the expander assembly.
- P00036** Expander. Fits between the brake shoes (same expander for left or right).
- P00044** Half shell. Shell for cable entry to backplate.
- P00046** Inspection plug. 250 x 40 - covers the hole that allows brake lining inspection.
- P00041** Adjuster Bolt. M12 40mm long hexagonal headed High Tensile bolt.
- B0119** Safety Kit. Gloves, safety goggles, pair of dust masks, ear defenders and hooded overall. (Contents may vary from illustration)

P000330 Brake shoe set. 250 x 40 (10")
A full set comprising two fixed and two sliding brake shoes, auto-reverse sliding shoe carrier and all springs required to complete the installation.
This kit services one axle, for continued safety, brakes should always be changed as complete axle sets.

COMPLETE AXLE SET



Used since
September
1992




Al-ko brakes
were fitted to all models
before September 1992

These trailers have black hub-caps with the
Ifor Williams factory address and 0490
phone number but no logo.


Brakes & Brake Parts

Al-Ko & Compatible Parts


Parts for trailers originally fitted with Al-Ko brakes



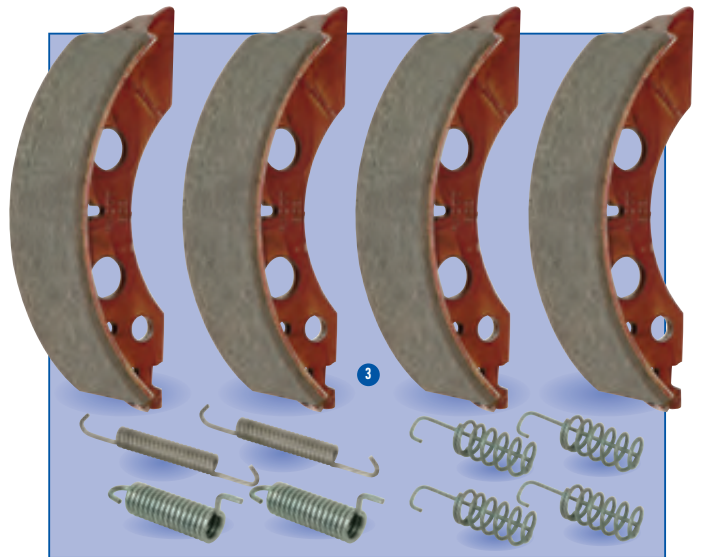
1 P00060 Complete 2050 brake assembly (Axle Set). Pre-fitted to backplate and complete with all springs, adjusters etc...



2 P00130 Complete 2051 brake assembly (axle set). Pre-fitted to backplate and complete with all springs, adjusters etc. Fitted from Jan 1989 – September 1992.



- 4 P0071 Brake spring.** 2-1/2" spring fits between brake shoes.
- 5 P0072 Cover plate.** Used to hold pressure spring (P0073) onto backplate. (2 per brake).
- 6 P0073 Steady spring.** Holds the shoe to the backplate (2 per brake).
- 7 P0074 Brake spring.** 1-1/2" spring fits between brake backplate and transmission lever.
- 8 P0085 Expanding clutch.** For both types of Al-ko brakes replaces older type, however new type brake shoes must be fitted.
- 9 P0078 Adjuster.** Adjuster Screw and nut for Al-Ko type brakes.
- 10 P0079 Cover cap.** Covers the hole used to access the brake adjuster.
- 11 P0570 Half Shell.** Shell for cable entry on Al-Ko backplates with the quick release system.
- 12 B0119 Safety Kit.** Gloves, safety goggles, pair of dust masks, ear defenders and hooded overall. (Contents may vary from illustration).



3 P00860 Brake shoe set. 2051 brake (will also fit 2050 brake).
A full set comprising of four brake shoes and all springs required to complete the installation.
This kit services one axle, for continued safety, brakes should always be changed as complete axle sets.

COMPLETE AXLE SET



Brakes

Bowden Cables

If you are not sure of your cable size, give us a call with the serial number - we can help!

TO ENSURE SMOOTH OPERATION OF THE BRAKES AND TO REDUCE THE POSSIBILITY OF PREMATURE BRAKE WEAR, IT IS RECOMMENDED THAT THE BRAKE CABLES ARE INSPECTED EVERY 5000 MILES OR 12 MONTHS (THIS COULD BE DONE AT THE SAME TIME AS THE BRAKES ARE CHECKED).



TYPE 1 CABLE

With small cast end fitting for Lockheed & Al-ko brakes. Used on trailers manufactured before January 1989.

		Inner	Outer
1	P0109	1300	1000
	P0110	1400	1100
	P0111	1400	1200
	P0107	1705	1430
	P0123	1875	1600

TYPE 2 CABLE

With 26mm tubular end fitting for Alko brakes. Used from Jan 1989-Sept 1992

2	P0132	980	770
	P0133	1100	890
	P0135	1340	1140
	P0137	1640	1430
	P0138	1830	1620
	P0139	2220	1990

TYPE 3 CABLE

With 22mm tubular end fitting for Knott brakes. Used on trailers manufactured after September 1992

	P01401	840	630
	P0140	980	770
	P0141	1110	900
3	P0142	1340	1130
	P0143	1640	1430
	P0144	1840	1630
	P0145	2200	1990
	P0146	2000	1790
	P0147	2340	2130
	P0148	2560	2350
	P0149	2960	2750

4	C10801	Balance bar. Simple compensator used on single axle trailers.
5	C10800	Compensator beam. Used on twin axle trailers (requires two rockers to complete).
6	C10799	Rocker. Two of these are fitted to the compensator beam on twin axle.
7	F1090Z	M10 Spherical seat nut. M10 used at the compensator end of the brake rod.
8	F1091Z	M8 Spherical nut. M8 used at the compensator end of the brake cables.

MAIN BRAKE RODS

9	P05001	Brake rod. 1270mm
	P05003	Brake rod. 1675mm
	P05004	Brake rod. 1830mm
	P05005	Brake rod. 1970mm
	P05006	Brake rod. 2030mm
	P05007	Brake rod. 2540mm
	P05011	Brake rod. 1300mm
	P05012	Brake rod. 1330mm
	P05014	Brake rod. 1475mm
	P05017	Brake rod. 1370mm
	P05019	Brake rod. 2360mm
	P05024	Brake rod. 2235mm
	P05025	Brake rod. 2060mm
	P05026	Brake rod. 1935mm
	P05029	Brake rod. 1660mm
	P05030	Brake rod. 1620mm
	P05031	Brake rod. 1570mm
	P05033	Brake rod. 1355mm
	P05035	Brake rod. 1130mm
	P05037	Brake rod. 1010mm
	P05038	Brake rod. 965mm
	P05040	Brake rod. 145mm

Quick reference guide to Bowden cables For trailers using type 3 cables, from Sept 92 onwards

Type	Model	Front Axle Cable	Rear Axle Cable
Box Van	BV84G	P0141	
Box Van	BV85G	P0141	P0144
Box Van	BV105G	P0141	P0144
Box Van	BV125G	P0142	P0146
Box Van	BV106G	P0142	P0144
Box Van	BV126G	P0142	P0145
Car Transporter	CT115, CT136SA	P0142	
Car Transporter	CT136, CT136HD	P0142	P0146
Car Transporter	CT177	P0145	P0149
Eurolight	EL071-2012, EL071-2512	P0141	
Eurolight	EL101-2012	P0141	
Eurolight	EL101-2512, EL141-2512	P0142	
Eurolight	EL142-2512	P0140	P0144
Eurolight	EL142-2515	P0141	P0144
Eurolight	EL142-3015	P0142	P0144
Eurolight	EL142-3615	P0142	P0144
Flatbed	LM85G, LT85G	P0140	P0143
Flatbed	LM105G, LT105G	P0141	P0144
Flatbed	LM125G, LT125G	P0141	P0144
Flatbed	LM106G, LT106G	P0141	P0144
Flatbed	LM126G, LT126G	P0141	P0144
Flatbed	LM146G, LT146G	P0141	P0144
Flatbed	LM166G	P0141	P0144
Flatbed	LM186G	P0141	P0146
Flatbed	LM147G	P0142	P0145
Flatbed	LM167G	P0142	P0145
Flatbed	LM187G	P0142	P0145
Flatbed	LM146B	P0141	P0144
Flatbed	LM166B	P0141	P0144
Flatbed	LM147B	P0142	P0146
Flatbed	LM167B	P0142	P0146
Tiltbed	CT166G	P0142	P0145
Tiltbed	CT167G	P0143	P0147
General Duty	GD64G, GD84G, GD85SA	P0141	
General Duty	GD84GTA	P0141	P0143
General Duty	GD85G, GD105G	P0141	P0144
General Duty	GD125G	P0142	P0144
General Duty	GD106G	P0142	P0146
General Duty	GD126G	P0142	P0145
Large Horsebox	HB510XL	P0142	P0145
Large Horsebox	HB610	P0142	P0146
Livestock	P6G, P8G	P0141	
Livestock	TA5G 8', TA5G 10'	P0141	P0144
Livestock	TA5GHD 12'	P0142	P0146
Livestock	TA510G 10', TA510G 12'	P0142	P0146
Livestock	TA510G 14'	P0142	P0145
Livestock	DP120G 10', DP120G 12'	P0141	P0146
Horsebox	HB401, HB403	P0141	P0144
Horsebox	HB505, HB506	P0142	P0144
Horsebox	HB510, HB511	P0142	P0144

Type	Model	Front Axle Cable	Rear Axle Cable
Plant	GP106G, GP126G	P0142	P0144
Plant	GX84, GX85	P0140	P0143
Plant	GX105	P0142	P0146
Plant	GX125HD, GX126	P0143	P0147
Plant	GX106	P0142	P0146
Plant	GH64	P0140	
Plant	GH94, GH94+3	P01401	P0143
Plant	GH94BT	P01401	P0143
Plant	GH1054BT	P0141	P0144
Tipper	TT85G	P0141	P0144
Tipper	TT105G	P0142	P0145
Tipper	TT126G	P0143	P0147

TRI AXLE MODELS

Type	Model	Front Axle	Middle Axle	Rear Axle
Flatbed	LM126G/TRI	P0141	P0143	P0145
Flatbed	LM146G/TRI	P0141	P0143	P0145
Flatbed	LM166G/TRI	P0141	P0143	P0145
Flatbed	LM186G/TRI	P0141	P0143	P0146
Flatbed	LM147G/TRI	P0142	P0143	P0147
Flatbed	LM167G/TRI	P0142	P0143	P0147
Flatbed	LM187G/TRI	P0142	P0144	P0145
Livestock	TA510G 14' TRI	P0142	P0145	P0146
Livestock	DP120G 12' TRI	P0142	P0144	P0148
Livestock	DP120G 14' TRI	P0142	P0144	P0148
Plant	GP146	P0143	P0145	P0149