

BRANDCROCK GIFT PROMOTIONS EXTENSION

INSTALLATION GUIDE FOR MAGENTO

Version 1.0.2

Released on: 26.02.2021

Version	Date	Remarks
1.0.2	19.02.2021	[New] Implemented gift coupon codes configurations for rule
1.0.1	04.06.2020	[New] Implemented advanced coupon conditions for cart rule [New] Added new admin configurations for dynamic content [New] Implemented gift notification in the mini cart and order summary with image options [New] Implemented gift notification in Order, Invoice, Shipment, Credit memo, and their respective PDFs [New] Handled multi shipping for gift items
1.0.0	29.11.2019	[New] New release

TABLE OF CONTENTS

1. ABOUT BrandCrock GmbH.....	3
2. MANAGING EXTENSION & CONTACT DETAILS	4
2.1 Supported versions.....	4
2.2 Release category archive	4
2.3 Contact details	4
3. INSTALLATION OF THE EXTENSION	5
3.1 About this Extension.....	5
3.2 Installation procedures.....	5
4. GIFT PROMOTION CONFIGURATION.....	6
4.1 Gift Promotions Rule Information Settings.....	11
4.2 Set up Rule Conditions.....	14
4.3 Gift Coupon Codes.....	15
4.4 Configure Gifts Promotion actions	18
4.4.1 Buy X and get Y as free Gift.....	19
4.4.2 Buy X and get same product as free Gift	20
4.4.3 Buy X and get free Gifts	21
4.4.4 Get Free Gifts for every \$X amount spent	24
4.4.5 Get Free Gifts for every Nth Item in the Cart.....	25
5. IMPRINT AND CONTACT.....	28

1. ABOUT BrandCrock GmbH

BrandCrock GmbH is a one-stop software solution provider for all your business needs in more than 15 countries worldwide. We create sales-oriented corporate websites, internet-based software and web services. We are stationed in Munich, Germany, with other offices in Karachi and Chennai.

BrandCrock GmbH is one the of Germany's leading and trusted offshore and outsourcing software solution provider for web designing and software development.

Since 2015 we are in the field of information technology and software development; providing reliable and cost-effective solutions to individuals, business owners, start-ups, small to medium size companies (SME's) on-line retailers, production companies, Software and Design Agencies. BrandCrock is fulfilling a greater demand of software development at a reasonable cost for anyone interested in our professional skills especially the European and German based Market.

We have passionate teams and multi-talented individuals who are extremely committed to their work. At BrandCrock we are achieving robust, reliable, high quality IT solutions by practicing industry-proven methods cum standards in software development, project management and quality assurance methodologies.

For more information, please refer to www.brandcrock.com



2. MANAGING EXTENSION & CONTACT DETAILS

👉 This document relates to BrandCrock extension for **Gift Promotions** and contains important information about installation and usage of the extension. At the same time, this document serves as performance and functional specification for features available in the extension.

👉 If you face any issue or problems on installing or testing extension please contact our [Support team](#).

👉 Please do not change or modify the extension without having any experience or understanding.

2.1 Supported versions

 Magento	 BrandCrock Gateway To Digital Brand
2.3.0-2.4.2	1.0.2

👉 If your version is not listed here please contact our [Support team](#).

2.2 Release category archive

 Magento	[Released on] 09.02.2021
 BrandCrock Gateway To Digital Brand	[Released on] 26.02.2021

2.3 Contact details

If you have any inquiries, please contact the following department:

Support team

support@brandcrock.com

Tel.: +49 (0) 89 2154 7447

Tel.: +49 (0) 89 374 27878

3. INSTALLATION OF THE EXTENSION

3.1 About this Extension

Gifts promotions extension makes gift management easy for your Magento 2 site and helps you offer free products (or) gifts to your customers when they purchased at your store. Gift promotion extension gives you a privilege by allowing to write your own gift conditions, rules and actions which gives you almost total control over the way you want to provide free gifts to the customers. This extension extends Cart Price Rules of Magento 2 by adding 5 new rules for FREE GIFTS, along with 19 advanced cart rule conditions.

3.2 Installation procedures

Step 1: Extract the **brandcrock-giftpromotions_module-1.0.2.zip** file archive.

Step 2: Login to the web server via FTP client and go to your Magento 2 directory.

Step 3: Create directory `app/code/BrandCrock/GiftPromotions`

Step 4: Upload all extracted files to the extension directory.

Step 5: Now in your terminal, from Magento 2 root path execute the following command to enable the GiftPromotions Extension.

php bin/magento module:enable BrandCrock_GiftPromotions

```
File Edit View Search Terminal Tabs Help
brandcrock@stn42:/var/www/magento2$ php bin/magento module:enable BrandCrock_GiftPromotions
```

Step 6: Then, setup your Gift Promotions tables by using the following command.

php bin/magento setup:upgrade

```
File Edit View Search Terminal Tabs Help
brandcrock@stn42:/var/www/magento2$ php bin/magento setup:upgrade
```

Step 7: After finishing it, you will be asked to re-run Magento compile command. To proceed further, execute the following

php bin/magento setup:di:compile

```
File Edit View Search Terminal Tabs Help
brandcrock@stn42:/var/www/magento2$ php bin/magento setup:di:compile
```





BrandCrock
Gateway To Digital Brand

Step 8: Finally, execute the following to deploy Gift Promotions files (CSS, Images, Templates and js files)

`php bin/magento setup:static-content:deploy -f`

```
File Edit View Search Terminal Tabs Help
brandcrock@stn42:/var/www/magento2$ php bin/magento setup:static-content:deploy -f
```

4. GIFT PROMOTION CONFIGURATION

Go to **STORES** → **Configuration** → **BRANDCROCK** → **Gift Promotions** in the shop admin to configure the Gift Promotions.

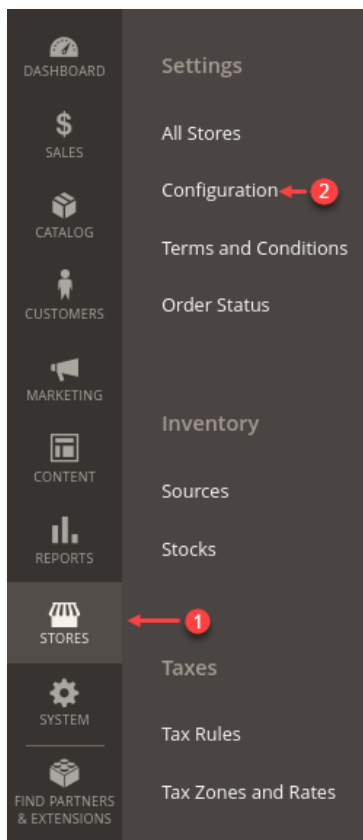


Figure 1



Configuration

Scope: Default Config ? Save Config

- GENERAL
- CATALOG
- SECURITY
- CUSTOMERS
- SALES
- BRANDCROCK**
- YOTPO
- ENGAGEMENT CLOUD
- SERVICES
- ADVANCED

Gift Promotions

General

Enable Module

Add Free Gifts Based on Subtotal(before Discount Applied)
This option is applicable only for 'Every \$x Amount Spent'.

Notifications and Messages

Gift Notification Text in Cart/Checkout
Text within the double quotes will be displayed as link for Gift Popup.

Gift Popup Heading
Specify header text for the pop-up window.

Add To Cart Button Text in Gift Popup

Success Message
Message will be displayed if gift items added successfully.

Error Message
Message will be displayed if error occurs while adding gift items.

Show Gift Popup Automatically
If the option is set to 'Yes', the pop-up will be displayed automatically when rule conditions are met.

Display Remaining Gifts count in Heading

Show Gift Notification in Checkout
If the option is set to 'Yes', gift notification link will be displayed in checkout page.

Note for Gift Items in the Cart
Specify a note to display with gift items in the shopping cart.

CSS of Gift Items Note
Css of 'Note for Gift Items in the Cart'. Reset to Default

Show Gift Items Note in Minicart

Show Gift Items Note in Order Summary

Gift Items Note in Order
Specify a note to display with gift items in Order, Invoice, Creditmemo, Shipment and PDFs.

Figure 2



Gift Images

Gift Image in Notification [store view] No file chosen

Gift Image Width [store view]

Gift Image Height [store view]

Gift Image for Gift Items Note [store view] No file chosen

Gift Image Width for Gift Items Note [store view]

Gift Image Height for Gift Items Note [store view]

Gift Coupon Codes

Show Available Coupons link [store view]
If the option is set to 'Yes', Available Coupons notification link will be displayed in cart page and checkout page

Text for Available Coupons Link [store view]
Text for the available coupons link in the checkout page and cart page

Button Text for Apply Coupon [store view]
Text for the button to apply the coupon

Button Text for Cancel Coupon [store view]
Text for the button to cancel the coupon

Applied coupon notification text [store view]
Text for the applied coupon notification after the coupon is applied

Popup Title for Available coupons [store view]
Text for the gift coupons popup title

Advanced Conditions

No. of Days to Consider as New Customer [store view]
Number of days to consider as new customers in Advanced Conditions for Cart Price Rules. 14 days will be taken as default if the field has empty value or zero.

Order status for Advanced Conditions [store view]

- Canceled
- Closed
- Complete**
- Suspected Fraud
- On Hold
- Payment Review
- PayPal Canceled Reversal
- PayPal Reversed
- Pending**
- Pending Payment

Orders with selected status would only be considered for Advanced Conditions.

Figure 3



BrandCrock
Gateway To Digital Brand

i. General

Field	Description
Enable module	Use this option to enable / disable the Gift Promotions Extension.
Add Free Gifts Based on Subtotal (before Discount Applied)	If this option is set to 'Yes' , Subtotal will be used by excluding other discounts and if the option is set to 'No' discounted Subtotal will be used. Note: This option is applicable only for 'Get Free Gifts for every \$X amount spent'

ii. Notifications and Messages

Field	Description
Gift Notification text in Cart/Checkout	Specify Gift Notification message to display in Cart/Checkout.
Gift popup Heading	Specify the Gift popup Heading text you want to be displayed to customers.
Add To Cart Button Text in Gift Popup	Enter the text for the 'Add To Cart' button in Gift popup.
Success Message	Text entered in this field will be displayed if gift items added successfully.
Error Message	Text entered in this field will be displayed, If there is any error occurs while adding gift items is being added.
Show Gift Popup Automatically	If the option is set to 'Yes' , the pop-up will be displayed automatically, Until the first gift item is being added.
Display Remaining Gifts count in Heading	If the option is set to 'Yes' , it displays the remaining gifts count in the heading.
Show Gift Notification in Checkout	If the option is set to 'Yes' , a gift notification link will be displayed on the checkout page.
Note for Gift Items in the Cart	Specify the Gift Note message to display in next to Gift items in the shopping cart.
CSS of Gift Items Note	CSS of 'Note for Gift Items in the Cart'.
Show Gift Items Note in Minicart	If the option is set to 'Yes' , note for gift item will be displayed in minicart.
Show Gift Items Note in Order Summary	If the option is set to 'Yes' , note for gift item will be displayed in the order summary.
Gift Items Note in Order	Specify a note to display with gift items in Order, Invoice, Creditmemo, Shipment and PDF's.



iii. Gift Images

Field	Description
Gift Image in Notification	Specified Image will be displayed with Gift notification.
Gift Image Width	Specify the width of the Gift image in (pixels).
Gift Image Height	Specify the height of the Gift image in (pixels).
Gift Image for Gift Items Note	Specified Image will be displayed with Gift Items Note.
Gift Image Width for Gift Items Note	Width of the image in Gift Items Note.
Gift Image Height for Gift Items Note	Height of the image in Gift Items Note.

iv. Gift Coupon Codes

Field	Description
Show Available Coupons notification	If the option is set to 'Yes', Available Coupons notification link will be displayed in cart page and checkout page.
Text for Available Coupons Link	Text for the available coupons link in the checkout page and cart page.
Button Text for Apply Coupon	Text for the button to apply the coupon.
Button Text for Cancel Coupon	Text for the button to cancel the coupon.
Applied coupon notification text	Text for the applied coupon notification after the coupon is applied.
Popup Title for Available coupons	Text for the gift coupons popup title.

v. Advanced Conditions

Field	Description
No. of Days to Consider as New Customer	Number of days to consider as new customers in Advanced Conditions for Cart Price Rules. 14 days will be taken as default if the field has empty value or zero.
Order status for Advanced Conditions	Orders with the selected status would only be considered for Advanced Conditions.

4.1 Gift Promotions Rule Information Settings

To create a specific rule, go to **Marketing** → **Cart Price Rules**.

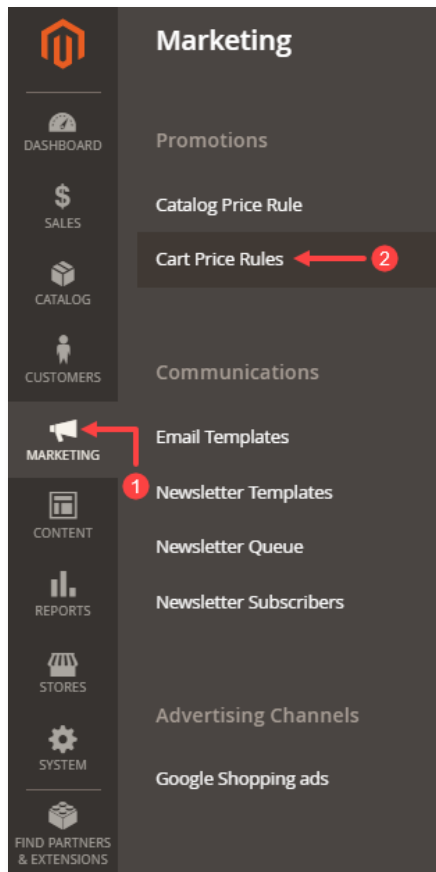


Figure 4

Click on **Add New Rule** button.

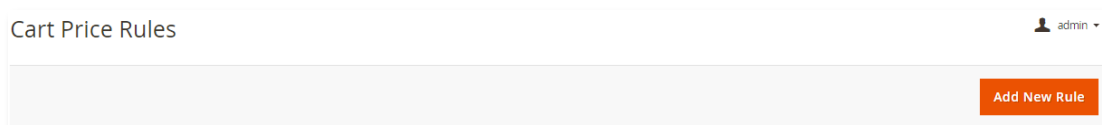


Figure 5



BrandCrock

Gateway To Digital Brand

Field	Description
Rule Name	Indicate the rule name that will be shown on the Rules grid.
Description	Specify a short rule description (optional).
Status	Activate/Deactivate the rule at any time.
Websites	Specify the websites on which the rule should be applied.
Customer Groups	Select customer groups for which the rule will be applied.
Coupon	You can either enable the coupon option and specify a particular coupon code with the usage limit or disable the option to get the rule applied automatically.
Uses per Customer	Specify how many times the rule can be used by one customer. The option works for logged in customers only.
From/to	Specify the time period during which the rule will be active.
Priority	Set the rule priority to regulate the order of rules apply.
Public In RSS Feed	Enable this option to notify your subscribers about special Gift promotions.



BrandCrock
Gateway To Digital Brand

Rule Information



Rule Name *

Description

Active * Yes

Websites * ?

Customer Groups *
General
Wholesale
Retailer

Coupon *

Uses per Customer

Usage limit enforced for logged in customers only.

From

To

Priority

Public In RSS Feed Yes

Figure 6

4.2 Set up Rule Conditions

Specify as many rule conditions as you need. You can apply the rule to specific product categories, products with specific attributes etc. Easily combine different conditions according to your needs.

Conditions ⌵

Apply the rule only if the following conditions are met (leave blank for all products).

If **ALL** of these conditions are **TRUE** :

- **New Customer is Yes** ✖

+ +

Figure 7

 Define Conditions in which case your coupons will be applied.

i. Advanced Conditions

Field	Description
First Order	If this option is set to 'Yes', coupon will be applied only for the first order of the customer and viceversa.
Total No. Of Orders	Customer with the mentioned number of orders are only eligible for the coupons.
Total amount spent in previous Orders	Customers with an overall amount spend on his previous order value are equal to the mentioned total order amount are only eligible for the coupons.
Shipping City	Customers with the specified shipping city in their shipping address are only eligible for the coupons.

ii. Customer Attributes

Field	Description
New Customer	If the option is set to 'Yes' only the new customers are eligible for the coupons.
Customer Created At	Customers Created on the specified date are eligible for the coupons.
Associated to Website	Customers associated with the mentioned website are only eligible for the coupons.
Customer ID	Customers with the specified Customer ID's are only eligible for the coupons.
Customer Email	Customers with the specified Customer Email ID's are only eligible for the coupons.
Customer First Name	Customers with the specified Firstname are only eligible for the coupons.



Customer Middle Name	Customers with the specified Middlename are only eligible for the coupons.
Customer Last Name	Customers with the specified Lastname are only eligible for the coupons
Customer Name Prefix	Customers with the specified Name Prefix are only eligible for the coupons.
Customer Name Suffix	Customers with the specified Name Suffix are only eligible for the coupons.
Customer Date of Birth	Customers with the specified Date of Birth are only eligible for the coupons.
Customer Gender	Customers with the specified Gender are only eligible for the coupons.
Customer Tax/VAT Number	Customers with the specified Tax/VAT Number are only eligible for the coupons.
Subscribed To Newsletter	If the option is set to 'Yes', Customer who had subscribed to the shop are only eligible for the coupons.
Membership Days	Customers with the specified Membership Days are only eligible for the coupons.

4.3 Gift Coupon Codes

Show Available Coupons Link

If this option is set to 'Yes' in the admin panel the coupons notification link will be displayed in the cart page and checkout page.

Show Available Coupons link [store view] Yes

If the option is set to 'Yes', Available Coupons notification link will be displayed in cart page and checkout page

Figure 8

Apply Discount Code ^

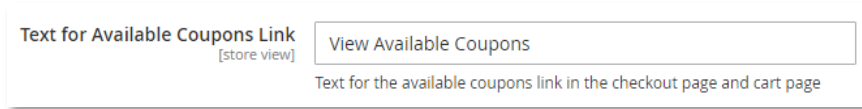
Enter discount code Apply Discount

[View Available Coupons](#)

Figure 9

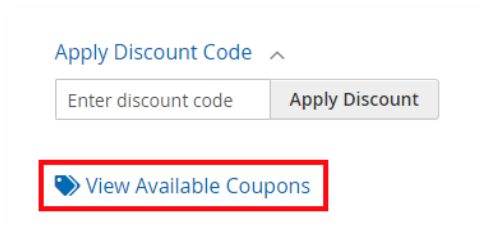
Text for Available Coupons Link

The text given in the admin panel under **Text for Available Coupons Link** field will be displayed in the cart page and checkout page.



Text for Available Coupons Link [store view]
Text for the available coupons link in the checkout page and cart page

Figure 10

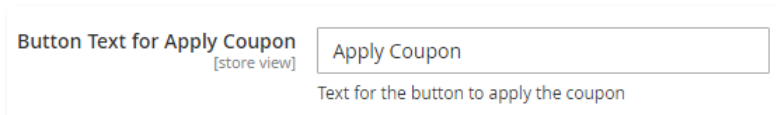


Apply Discount Code ^

Figure 11

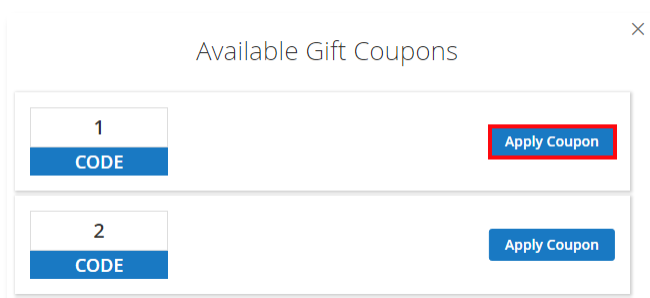
Button Text for Apply Coupon

The text given in the admin panel under **Button Text for Apply Coupon** field will be displayed on the button before the coupon is applied.



Button Text for Apply Coupon [store view]
Text for the button to apply the coupon

Figure 12



Available Gift Coupons

1 CODE	<input type="button" value="Apply Coupon"/>
2 CODE	<input type="button" value="Apply Coupon"/>

Figure 13

Button Text for Cancel Coupon

The text given in the admin panel under **Button Text for Cancel Coupon** field will be displayed on the button after the coupon is applied.

Button Text for Cancel Coupon [store view]

Text for the button to cancel the coupon

Figure 14

Available Gift Coupons

1 CODE	<input checked="" type="checkbox"/> Coupon Applied	Cancel Coupon
2 CODE		Apply Coupon

Figure 15

Applied coupon notification text

The text given in the admin panel under **Applied coupon notification text** field will be displayed in the popup that appears when the coupon is applied.

Applied coupon notification text [store view]

Text for the applied coupon notification after the coupon is applied

Figure 16

Available Gift Coupons

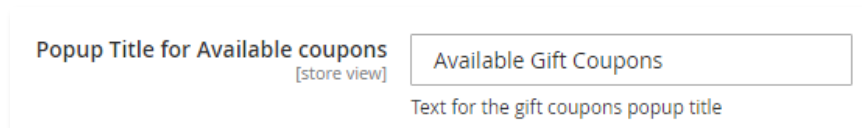
1 CODE	<input checked="" type="checkbox"/> Coupon Applied	Cancel Coupon
2 CODE		Apply Coupon

Figure 17

Popup Title for Available coupons

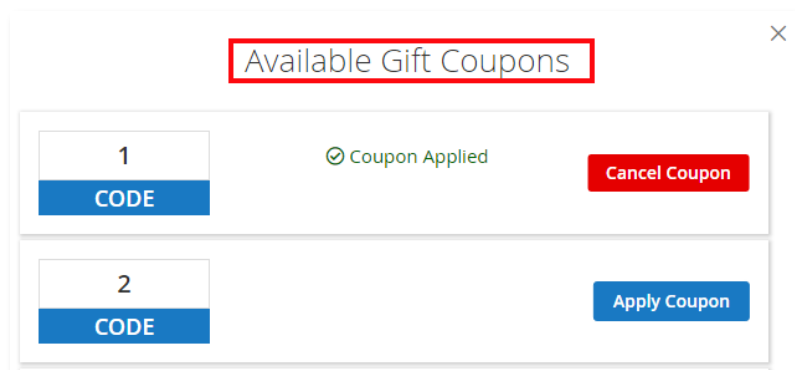
Given title text for gift coupons popup in admin it will be displayed in the coupon popup.

The text given here in the admin panel under **Popup Title for Available coupons** will be displayed as a title for the popup that appears when the coupon is applied.



Admin panel configuration for 'Popup Title for Available coupons'. The field is labeled 'Available Gift Coupons' and contains the text 'Available Gift Coupons'. Below the field, it says 'Text for the gift coupons popup title'.

Figure 18



The 'Available Gift Coupons' popup shows two coupon entries. The first entry, labeled '1', has a 'CODE' field and a 'Cancel Coupon' button. The second entry, labeled '2', has a 'CODE' field and an 'Apply Coupon' button. A 'Coupon Applied' message with a green checkmark is visible between the two entries.

Figure 19

 Gift Coupon codes apply only on specific conditions defined by the extension.

4.4 Configure Gifts Promotion actions

Actions determine, what benefits a customer will get if he/she fulfills the Gift Promotional conditions.

This extension provides 5 unique promotional offers which are given below:

- Buy X and get Y as free Gift
- Buy X and get same product as free Gift
- Buy X and get free Gifts
- Get Free Gifts for every \$X amount spent
- Get Free Gifts for every Nth Item in the Cart

4.4.1 Buy X and get Y as free Gift

With this option, End customer can get a Free Gift (Y) on the purchase of each (X) product in the cart. X is the particular product which satisfy the cart items conditions.

Actions

Apply

Free Gifts SKUs Select Gifts

In case of multiple gifts are selected. Only the first product will be considered as gift. Configurable products are not supported for this option.

Figure 20

Field	Description
Free Gifts SKUs	Select the Free Gift product that will be granted as gift. Configurable products are not supported for this option.

Free Gift in Frontend :




Item	Price	Qty	Subtotal
 Push It Messenger Bag	€45.00	<input type="text" value="1"/>	€45.00
 Fusion Backpack Free Gift	€0.00	<input type="text" value="1"/>	€0.00

Figure 21



4.4.2 Buy X and get same product as free Gift

With this option, if end customers add a product to cart the same product will be provided as free Gift.

Actions 

Apply

Figure 22

Free Gift in Frontend:




Item	Price	Qty	Subtotal
 <p>Taurus Elements Shell Size: S Color: Yellow</p> <p>Move to Wishlist</p>	€65.00	1	€65.00
 <p>Taurus Elements Shell Size: S Color: Yellow</p> <p> Free Gift</p>	€0.00	1	€0.00

Figure 23

4.4.3 Buy X and get free Gifts

Offer End customers for any free gift items on the purchase of particular products in the shop system.

Actions

Apply

Customer can Select Multiple Gifts

Free Gifts SKUs **Select Gifts**


Number of Free Gift Customer will receive *

Figure 24

Field	Description
Customer can Select Multiple Gifts	If the option is set to 'Yes', customer can select multiple gifts without any limits. Note: Value in the "Number of Free Gift Customer will receive" field will not be considered if this option is enabled
Free Gifts SKUs	Select the Free Gifts products that will be granted as gifts.
Number of Free Gift Customer will received	Specify the number of Free Gift Customer will be received.

Free Gift notification in Frontend:

Shopping Cart

 Select Your Free Gift here







Item	Price	Qty	Subtotal
 <p>Abominable Hoodie Size: S Color: Blue</p>	€69.00	<input type="text" value="1"/>	€69.00
 			
 <p>Ajax Full-Zip Sweatshirt Size: S Color: Green</p>	€69.00	<input type="text" value="1"/>	€69.00
 			


Figure 25



BrandCrock
Gateway To Digital Brand

×

Free Gifts (**0** left)




Kenobi Trail Jacket

Size *

Color *

1




Montana Wind Jacket

Size *

Color *

1



Proteus Fitness Jackshirt

Size *

Color *

1

Add Gift To Cart

Figure 26

4.4.4 Get Free Gifts for every \$X amount spent

End customers will get a Free Gift on spending \$X amount in the store.

Actions

Apply

Customer can Select Multiple Gifts

Free Gifts SKUs Select Gifts


How much Customer needs to Spend to get a Free Gift? *


Figure 27

Field	Description
Customer can Select Multiple Gifts	If the option is set to 'Yes', customer can select multiple gifts without any limits.
Free Gifts SKUs	Select the Free Gifts products that will be granted as gifts.
How much Customer needs to Spend to get a Free Gift?	Specify how much amount customer need to get a Free Gift.

Free Gift notification in Frontend

Shopping Cart

 Select Your Free Gift here

Item	Price	Qty	Subtotal
 <p>Stellar Solar Jacket</p> <p>Size: L Color: Red</p>	€75.00	<input style="width: 40px;" type="text" value="2"/>	€150.00

✎ 🗑️

Figure 28



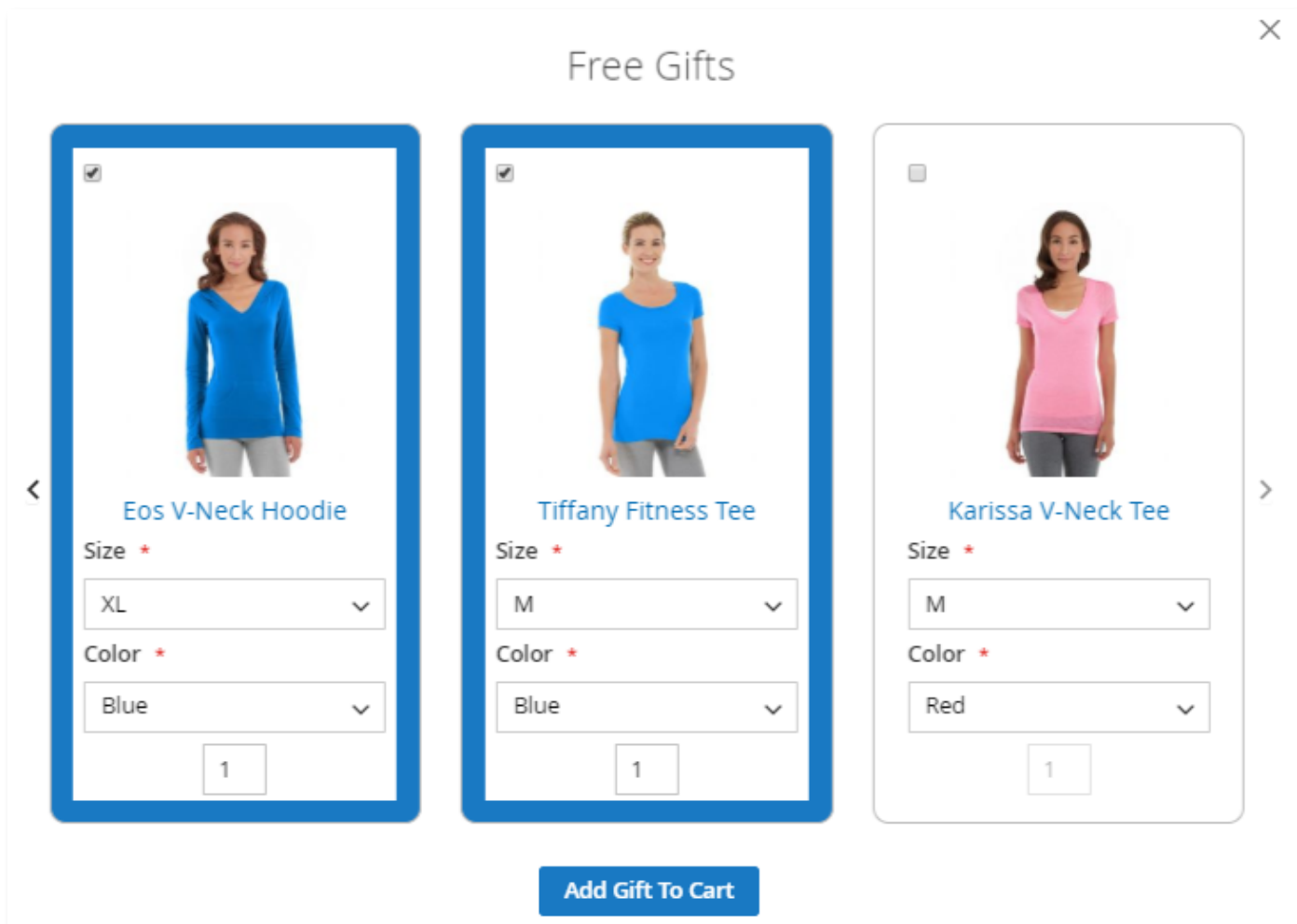


Figure 29

4.4.5 Get Free Gifts for every Nth Item in the Cart

End customer will get a Free gift for each Nth item in the cart.

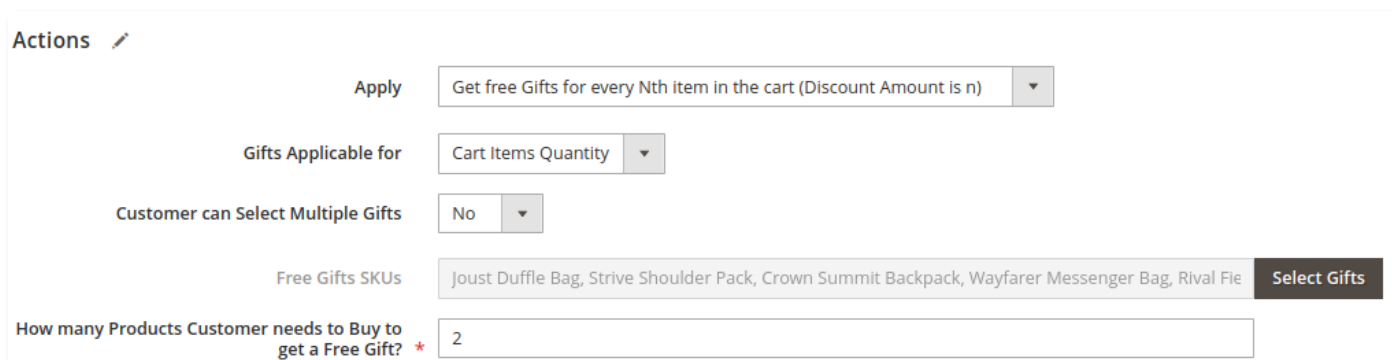


Figure 30




BrandCrock
Gateway To Digital Brand

Field	Description
Gifts Applicable for	Based on the selection of cart items / Item quantity value of N will be decided.
Customer can Select Multiple Gifts	If the option is set to 'Yes', customer can select multiple gifts without any limits.
Free Gifts SKUs	Select the Free Gifts products that will be granted as gifts.
How many Products Customer needs to Buy to get a Free Gift	Specify the number of product customer needs to buy to get a Free Gift.

Free Gift notification in Frontend:

Shopping Cart

 [Select Your Free Gift here](#)




Item	Price	Qty	Subtotal
 Endeavor Daytrip Backpack	€33.00	<input type="text" value="1"/>	€33.00
 Rival Field Messenger	€45.00	<input type="text" value="1"/>	€45.00


Figure 31




BrandCrock
Gateway To Digital Brand

Free Gifts (**1** left) ×


Joust Duffle Bag


Strive Shoulder Pack


Crown Summit Backpack

[Add Gift To Cart](#)

Figure 32

5. IMPRINT AND CONTACT

BrandCrock (Private limited)

Address:

Max-Planck-Straße 5
85716 Unterschleißheim
Munich district
Bavaria, Germany

Tel: + 49 (0) 89 2154 7447

Tel: + 49 (0) 89 374 27878

Email: support@brandcrock.com

Website: www.brandcrock.com

Managing Director/CEO:

Rajdaniel, Johnson Samuel

Legal form:

Company with limited liability

Jurisdiction:

Amtsgericht München

Commercial register number:

HRB 226 742

VAT No:

DE 308 776 517

Line of Business:

Delivery of services in Information Technology, software development and solutions.

BrandCrock GmbH

Adresse:

Max-Planck-Straße 5
85716 Unterschleißheim
Landkreis München
Bayern, Deutschland

Tel: + 49 (0) 89 2154 7447

Tel: + 49 (0) 89 374 27878

Email: support@brandcrock.com

Website: www.brandcrock.com

Geschäftsführer:

Rajdaniel, Johnson Samuel

Rechtsform:

Gesellschaft mit beschränkter Haftung

Gerichtsstand:

Amtsgericht München

Handelsregister:

HRB 226742

Ust-ID-Nr:

DE 308 776 517

Gegenstand des Unternehmens:

Erbringung von Dienstleistungen der Informationstechnologie, Softwareentwicklung und -lösungen.