

COUPLINGS FOR PIPE AND TUBING

SECTION J

TYPES OF INLETS - OUTLETS
(one end – other end)

- 1 = Female Iron Pipe Thread
- 2 = Flare Copper Tube Nut
- 4 = Pack Joint for Plastic or Copper Tube
- 5 = Pack Joint for Iron Pipe
- 6 = Pack Joint for (SIDR7) PE Pipe
- 7 = Pack Joint for PVC Pipe
- 8 = Male Iron Pipe Thread
- 0 = Female Copper Tube Nut Thread or "Special"

G = Grip Joint (3/4" - 2" CTS and 3/4" and 1" PEP)
Q = Quick Joint (for indicated items)
IDR7 = Pack Joint for 1-1/2" and 2"
 PEP requires dimension ratio designation
IDR9 = Pack Joint for 1-1/2" and 2"
 PEP requires dimension ratio designation
TW-Q = CTS Quick Joint with Tracer Wire Terminal
 (contact factory for pricing)
U-AWT = Ultra-Tite Coupling (consists of components
 assembled watertight)
U = Ultra-Tite Coupling

Ford Coupling Numbering System

C 8 4 - 3 4 - G - NL

C = Coupling
 L = 90° Elbow
 LA = Eighth Bend

NO-LEAD

SIZE OF INLETS - OUTLETS
(one end – other end)

1 = 1/2"	5 = 1-1/4"
2 = 5/8"	6 = 1-1/2"
3 = 3/4"	7 = 2"
4 = 1"	8 = 2-1/2"

TYPES OF INLETS - OUTLETS
(one end/run – other end/run – side outlet)

- 1 = Female Iron Pipe Thread
- 2 = Flare Copper Tube Nut
- 4 = Pack Joint for Plastic or Copper Tube
- 6 = Pack Joint for (SIDR7) PE Pipe
- 8 = Male Iron Pipe Thread

SIZE OF INLETS - OUTLETS
(one end – other end – side outlet)

- 1 = 1/2"
- 3 = 3/4"
- 4 = 1"
- 5 = 1-1/4"
- 6 = 1-1/2"
- 7 = 2"

Ford Tee Numbering System

T 4 4 1 - 3 3 4 - G - NL

T = Tee
 TD = Cut-In Tee

Run
 Side Outlet

NO-LEAD

U-AWT = Ultra-Tite Coupling (consists of components assembled watertight)

Lead Pipe on One End

SIZE OF INLETS - OUTLETS
(one end – other end)

- 1 = 1/2"
- 2 = 5/8"
- 3 = 3/4"
- 4 = 1"
- 5 = 1-1/4"
- 6 = 1-1/2"
- 7 = 2"

Ford Lead-Pak Numbering System

Q 2 1 - 3 3 - NL

Lead Strength
 1 = Strong
 2 = Extra Strong
 3 = Double Extra Strong

Other End
 1 = Female Iron Pipe Thread
 2 = Flare Copper Tube Nut
 4 = Pack Joint for Plastic or Copper Tube
 6 = Pack Joint for (SIDR7) PE Pipe
 8 = Male Iron Pipe Thread
 S = Solder

Q 3 Q 3 - 4 4 - NL

Lead Pipe on Both Ends

NO-LEAD

Note: See product listings in catalog to ensure desired sizes and options are available.

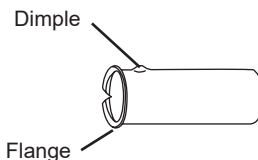
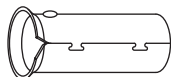
J

INSERT STIFFENERS

Before using insert stiffeners, be sure inside tubing or pipe dimensions correspond to the table below.
Ford recommends using insert stiffeners with plastic pipe or tubing.

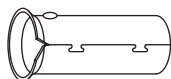
50 SERIES FOR POLYETHYLENE TUBING

CATALOG NUMBER	NOMINAL SIZE	PET ID	APPROX. WT. LBS.	STD *PKG. QTY.	LIST PRICE
INSERT-51	3/4"	0.681	4.8	200	\$ 3.16
INSERT-52	1"	0.875	4.2	100	3.34
** INSERT-53-72	1-1/4"	1.069	2.9	50	4.11
◆*** INSERT-53-72-Q	1-1/4"	1.069	2.9	50	4.11
INSERT-54	1-1/2"	1.263	3.1	25	4.60
◆ INSERT-54-Q	1-1/2"	1.263	2.6	30	4.60
INSERT-55	2"	1.653	6.0	40	4.60
◆ INSERT-55-Q	2"	1.653	5.8	50	4.60



70 SERIES FOR POLYETHYLENE PIPE

CATALOG NUMBER	NOMINAL SIZE	PEP ID	APPROX. WT. LBS.	STD *PKG. QTY.	LIST PRICE
INSERT-71	3/4"	0.824	4.4	100	\$ 3.56
** INSERT-53-72	1"	1.049	2.9	50	4.11
◆*** INSERT-53-72-Q	1"	1.049	2.9	50	4.11
INSERT-73	1-1/4"	1.380	5.8	75	6.10
INSERT-74	1-1/2"	1.610	5.5	45	6.71
INSERT-75	2"	2.067	9.7	50	7.35



Insert stiffeners are solid 304 tubular stainless steel, dimpled and flanged to retain placement within the service line.

INSERTS FOR OD CONTROLLED DR11 HIGH DENSITY POLYETHYLENE (HDPE) PIPE WITH PVC O.D.

CATALOG NUMBER	NOMINAL SIZE AND PIPE TYPE	DR	HDPE O.D.	NOMINAL I.D.	LIST PRICE
** INSERT-53-72	1" IPS	11	1.315	1.055	\$ 4.11
INSERT-73-DR11	1-1/4" IPS	11	1.660	1.34	6.71
INSERT-74-DR11	1-1/2" IPS	11	1.900	1.53	7.19
INSERT-75-DR11	2" IPS	11	2.375	1.92	8.14

* Weights for insert stiffeners are for standard package quantities.

** INSERT-53-72 fits 1-1/4" plastic tubing (1.069 I.D.), 1" plastic pipe (1.049 I.D.) and 1" IPS HDPE (1.055 I.D.).

*** INSERT-53-72-Q fits 1-1/4" plastic tubing (1.069 I.D.) and 1" plastic pipe (1.049 I.D.).

◆ These inserts are specifically designed and required for Quick Joint fittings. These inserts are **not** suitable for any other application. Additionally, standard inserts are not compatible with Quick Joint fittings of this type and size.

PACK JOINT CODING

(Type of service line coded on Ford Pack Joint Nut)

CTS	-	Copper and PET tubing
PEP	-	PE pipe
PVC	-	PVC pipe (schedule 40 and schedule 80 only)
S	-	Strong lead pipe
XS	-	Extra strong lead pipe
XXS	-	Double extra strong lead pipe

DIMENSION COMPARISON TABLE FOR PLASTIC, COPPER AND GALVANIZED IRON

PIPE AND TUBING TYPE	PSI	SDR	CONTROL	O.D.						I.D.					
				1/2"	3/4"	1"	1-1/4"	1-1/2"	2"	1/2"	3/4"	1"	1-1/4"	1-1/2"	2"
Copper	-	-	OD	0.625	0.875	1.125	1.375	1.625	2.125	-	-	-	-	-	-
PET	PE3408 200	SDR9	OD	0.625	0.875	1.125	1.375	1.625	2.125	-	0.681	0.875	1.069	1.263	1.653
	PE4710 250			-	-	-	-	-	-	-	-	-	-	-	-
PEP	PE3408 200	SIDR7	ID	-	1.060	1.349	1.774	2.070	2.657	-	0.824	1.049	1.380	1.610	2.067
	PE4710 250			-	-	-	-	-	-	-	-	-	-	-	-
IPS PE	-	-	OD	0.840	1.050	1.315	1.660	1.900	2.375	-	-	-	-	-	-
PVC	-	-	OD	0.840	1.050	1.315	1.660	1.900	2.375	-	-	-	-	-	-
Galv IP	-	-	OD	0.840	1.050	1.315	1.660	1.900	2.375	-	-	-	-	-	-

Note: Ford Pack Joints for PVC are recommended for Schedule 40 and Schedule 80 pipe only.

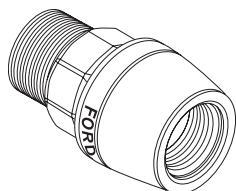
COPPER ROUNDING TOOLS



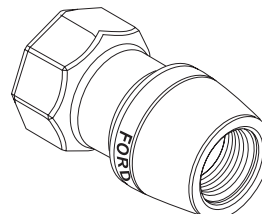
CATALOG NUMBER	TUBE SIZE	APPROX. WT. LBS.	LIST PRICE
CRT-3	3/4"	0.7	\$ 102.13
CRT-4	1"	1.4	111.55
CRT-5	1-1/4"	2.3	148.69
CRT-6	1-1/2"	3.8	158.17
CRT-7	2"	8.0	186.04

ULTRA-TITE COMPRESSION FITTINGS FOR POLYETHYLENE PIPE (PEP/IPS) OR POLYETHYLENE TUBING (PET/CTS)

Ford's Ultra-Tite compression fitting provides an immediate lock onto polyethylene pipe (PEP/IPS) per ASTM-2239 - SDR-7 or polyethylene tubing (PET/CTS) per ASTM D-2737 - SDR-9 when inserted to the internal stop.



PET/CTS Ultra-Tite
(contains red gripper ring)



PEP/IPS Ultra-Tite
(contains white gripper ring)

CHAMFER TOOL AND PARTS

Beveling the end of the pipe or tubing with the special chamfering tool permits proper engagement of the pipe or tubing into the socket.



**Chamfer Tool
with Flow-Thru Port**

CHAMFER TOOL WITH FLOW-THRU PORT FOR LIVE INSTALLATIONS

CATALOG NUMBER	PORT OPENING	SIZE	O.D. RANGE	APPROX. WT. LBS.	LIST PRICE
PECTS-3-CTS	0.400" x 0.810"	3/4" PET/CTS	0.871 - 0.879	0.16	\$ 105.09
PECTS-4-CTS	0.580" x 1.060"	1" PET/CTS	1.120 - 1.130	0.22	108.82
PECTS-3-IPS	0.580" x 1.020"	3/4" PEP/IPS	1.045 - 1.110	0.22	113.48
PECTS-4-IPS	0.680" x 1.320"	1" PEP/IPS	1.329 - 1.399	0.19	114.41

Replacement Blade for 3/4" and 1" Chamfer Tool

PECT-BLADE-230910					\$ 42.76
-------------------	--	--	--	--	----------



**Gripper Ring
Removal Tool**

GRIPPER RING REMOVAL TOOL

Removing the Ultra-Tite from the pipe or tubing requires a removal tool between the gripper and the pipe or tubing, to allow release of the compression.

REMOVAL TOOL PART NUMBER		LIST PRICE
CATALOG NUMBER	DESCRIPTION	
UTRT-520200	3/4" and 1" CTS-IPS	\$ 18.60 pr.

1" size requires the use of two removal tools.

ULTRA-TITE COMPONENT PARTS

O-ring and gripper ring replacement is recommended prior to re-using the fitting.

COMPONENT PARTS		LIST PRICE
CATALOG NUMBER	DESCRIPTION	
UTGR4-3	3/4" PET Gripper Ring (red)	\$ 2.06
UTGR4-4	1" PET Gripper Ring (red)	2.30
UTGR6-3	3/4" PEP Gripper Ring (white)	2.17
UTGR6-4	1" PEP Gripper Ring (white)	2.53
ORING-650405-EP	3/4" CTS EPDM O-ring	3.32
ORING-650407-EP	1" CTS EPDM O-ring	4.45
ORING-650420-EP	3/4" IP EPDM O-ring	3.73
ORING-650422-EP	1" IP EPDM O-ring	3.86

CTS polyethylene (PE) per ASTM D-2737 - SDR-9

IPS polyethylene (PE) per ASTM-2239 - SDR-7

TUBING / PIPE AND FORD ULTRA-TITE COMPATIBILITY TABLE

Use this table to ensure pipe/tubing compatibility.

NOMINAL SIZE OF CONNECTION	MATERIAL	TUBING OR PIPE O.D. RANGE (IN.)	TUBING OR PIPE WALL THICKNESS RANGE (IN.)	TUBING OR PIPE I.D. RANGE (IN.)
3/4" CTS PE	Polyethylene (PE)	0.871 - 0.879	0.097 - 0.107	0.657 - 0.685
1" CTS PE	Polyethylene (PE)	1.120 - 1.130	0.125 - 0.137	0.846 - 0.880
3/4" IPS PE	Polyethylene (PE)	1.045 - 1.110	0.118 - 0.138	0.809 - 0.834
1" IPS PE	Polyethylene (PE)	1.329 - 1.399	0.150 - 0.170	1.029 - 1.059

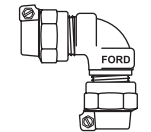
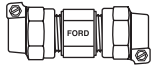
The Ford Ultra-Tite is for applications on polyethylene pipe (PEP) or tubing (PET) only.

The use of a tubing insert is not required or recommended.

PACK JOINT COUPLINGS FOR COPPER OR PLASTIC TUBING (CTS)

PACK JOINT FOR COPPER OR PLASTIC TUBING (CTS) BOTH ENDS

CATALOG NUMBER	DESCRIPTION		APPROX. WT. LBS.	STD. PKG. QTY.	LIST PRICE
	P.J. FOR CTS	P.J. FOR CTS			
STRAIGHT COUPLINGS					
◆C44-11-NL	1/2"	1/2"	0.8	20	\$ 42.22
◆C44-12-NL	1/2"	5/8"	1.0	16	46.88
*◆C44-13-NL	1/2"	3/4"	0.8	16	41.38
*C44-14-NL	1/2"	1"	1.0	14	48.78
◆C44-22-NL	5/8"	5/8"	1.0	14	51.32
*◆C44-23-NL	5/8"	3/4"	1.0	14	45.89
◆◆C44-33-NL	3/4"	3/4"	0.9	14	40.45
C44-33S-Q-NL	3/4"	3/4"	1.1	20	40.45
±◆C44-33-4-75-NL	3/4"	3/4"	1.4	12	66.74
▶◆C44-34-NL	3/4"	1"	0.9	12	47.01
C44-35-NL	3/4"	1-1/4"	1.7	6	76.52
◆◆C44-44-NL	1"	1"	1.2	10	46.27
C44-44S-Q-NL	1"	1"	1.3	10	46.27
±◆C44-44-4-75-NL	1"	1"	2.0	-	76.35
◆C44-45-NL	1"	1-1/4"	1.5	10	68.26
◆C44-46-NL	1"	1-1/2"	2.1	4	110.64
◆◆C44-55-NL	1-1/4"	1-1/4"	2.2	4	79.90
C44-56-NL	1-1/4"	1-1/2"	2.8	6	128.12
◆C44-66-NL	1-1/2"	1-1/2"	3.1	10	154.85
C44-66S-Q-NL	1-1/2"	1-1/2"	3.2	6	154.85
C44-67-NL	1-1/2"	2"	3.8	2	168.71
◆C44-77-NL	2"	2"	4.5	6	209.03
C44-77S-Q-NL	2"	2"	4.	6	209.03
C44-88-NL	2-1/2"	2-1/2"	7.1	1	309.53

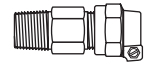


ELL COUPLINGS					
▶◆L44-33-NL	3/4"	3/4"	1.0	12	52.28
▶◆L44-34-NL	3/4"	1"	1.1	10	59.89
▶◆L44-44-NL	1"	1"	1.2	6	67.14
L44-55-NL	1-1/4"	1-1/4"	1.5	4	121.34
◆L44-66-NL	1-1/2"	1-1/2"	3.5	3	215.63
◆L44-77-NL	2"	2"	9.5	1	436.26

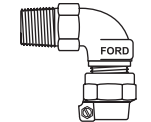
EIGHTH BEND COUPLINGS					
◆LA44-33-NL	3/4"	3/4"	0.9	-	58.91
◆LA44-44-NL	1"	1"	1.3	-	102.23

MALE IRON PIPE THREAD TO PACK JOINT FOR COPPER OR PLASTIC TUBING (CTS)

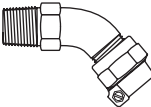
CATALOG NUMBER	DESCRIPTION		APPROX. WT. LBS.	STD. PKG. QTY.	LIST PRICE
	MALE IRON PIPE	P.J. FOR CTS			
STRAIGHT COUPLINGS					
◆C84-11-NL	1/2"	1/2"	0.5	35	\$ 32.27
C84-12-NL	1/2"	5/8"	0.6	-	36.12
◆C84-13-NL	1/2"	3/4"	0.6	25	30.62
◆C84-31-NL	3/4"	1/2"	0.6	30	32.28
◆C84-32-NL	3/4"	5/8"	0.7	20	38.64
◆◆C84-33-NL	3/4"	3/4"	0.6	20	33.21
±◆C84-33-4-75-NL	3/4"	3/4"	1.1	15	54.81
◆◆C84-34-NL	3/4"	1"	0.8	18	36.78
C84-42-NL	1"	5/8"	0.8	-	41.20
▶◆C84-43-NL	1"	3/4"	0.7	20	36.29
◆◆C84-44-NL	1"	1"	0.9	14	39.33
±◆C84-44-4-75-NL	1"	1"	1.5	-	64.93
◆◆C84-45-NL	1"	1-1/4"	1.4	12	64.10
◆C84-46-NL	1"	1-1/2"	1.6	5	92.29
C84-54-NL	1-1/4"	1"	1.2	5	74.55
◆C84-55-NL	1-1/4"	1-1/4"	1.4	8	75.20
C84-56-NL	1-1/4"	1-1/2"	1.8	5	97.91
◆C84-66-NL	1-1/2"	1-1/2"	2.1	8	107.76
C84-67-NL	1-1/2"	2"	2.8	4	129.72
◆C84-77-NL	2"	2"	3.1	4	157.01



ELL COUPLINGS					
L84-11-Q-NL	1/2"	1/2"	0.6	25	47.00
▶◆L84-33-NL	3/4"	3/4"	0.8	16	36.38
▶ L84-34-NL	3/4"	1"	0.9	12	49.35
▶◆L84-44-NL	1"	1"	1.2	10	60.52
◆L84-66-NL	1-1/2"	1-1/2"	2.6	4	175.76
◆L84-77-NL	2"	2"	4.0	2	251.90



EIGHTH BEND COUPLINGS					
◆LA84-33-NL	3/4"	3/4"	0.7	15	40.45
LA84-44-NL	1"	1"	0.9	12	55.01



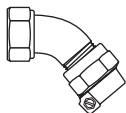

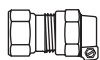
Grip Joint for CTS (3/4"-2") can be ordered by inserting "-G" into the catalog number. Example: C44-33-G-NL

- ◆ Quick Joint is available. Insert "-Q" into the catalog number. Example: C44-33-Q-NL
- * Grip Joint option is available on larger (3/4" or 1") side. Pack Joint nut on other side.
- ▶ Ultra-Tite is available. Insert "-U-AWT" into the catalog number (consists of components assembled watertight). Contact factory for pricing and availability. Example: C44-34-U-AWT-NL
- Ultra-Tite is available. Insert "-U" into the catalog number. Example: C44-44-U-NL
- ± Extended coupling length (4-75 for 4-3/4")

PACK JOINT COUPLINGS FOR COPPER OR PLASTIC TUBING (CTS) (CONTINUED)

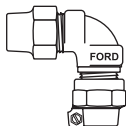
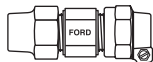
FEMALE IRON PIPE THREAD TO PACK JOINT FOR COPPER OR PLASTIC TUBING (CTS)

CATALOG NUMBER	DESCRIPTION		APPROX. WT. LBS.	STD. PKG. QTY.	LIST PRICE
	FEMALE IRON PIPE	P.J. FOR CTS			
STRAIGHT COUPLINGS					
◆C14-11-NL	1/2"	1/2"	0.5	36	\$ 31.05
C14-12-NL	1/2"	5/8"	0.5	25	38.71
C14-13-NL	1/2"	3/4"	0.5	25	33.21
C14-31-NL	3/4"	1/2"	0.6	25	40.39
◆C14-33-NL	3/4"	3/4"	0.5	25	34.94
◆C14-34-NL	3/4"	1"	0.7	18	41.16
◆C14-35-NL	3/4"	1-1/4"	1.2	10	71.41
▶◆C14-43-NL	1"	3/4"	0.7	20	41.59
◆C14-44-NL	1"	1"	0.9	15	47.41
◆C14-45-NL	1"	1-1/4"	1.2	10	67.56
▶*PJA4-44-C14-54-NL	1-1/4"	1"	0.9	12	50.81
* PJA4-44-C14-54-Q-NL	1-1/4"	1"	1.0	12	50.81
*◆PJA4-45-C14-55-NL	1-1/4"	1-1/4"	1.7	10	86.55
* PJA4-46-C14-56-NL	1-1/4"	1-1/2"	1.7	10	108.24
◆C14-66-NL	1-1/2"	1-1/2"	2.3	5	137.83
C14-67-NL	1-1/2"	2"	2.5	3	155.61
C14-76-NL	2"	1-1/2"	2.9	4	147.82
◆C14-77-NL	2"	2"	3.0	3	164.12
◆C14-87-NL	2-1/2"	2"	4.8	3	252.16
C14-87-Q-NL	2-1/2"	2"	4.6	-	252.16
C14-88-NL	2-1/2"	2-1/2"	6.3	2	288.27
ELL COUPLINGS					
L14-11-Q-NL	1/2"	1/2"	0.7	-	41.92
▶◆L14-33-NL	3/4"	3/4"	0.9	16	47.13
▶ L14-43-NL	1"	3/4"	1.0	12	48.66
L14-43-Q-NL	1"	3/4"	1.0	12	52.06
▶◆L14-44-NL	1"	1"	1.7	8	76.84
◆L14-54-NL	1-1/4"	1"	1.5	8	80.90
◆L14-66-NL	1-1/2"	1-1/2"	3.4	2	194.56
◆L14-77-NL	2"	2"	6.7	2	278.11
EIGHTH BEND COUPLINGS					
◆LA14-33-NL	3/4"	3/4"	0.8	18	53.39
▶◆LA14-43-NL	1"	3/4"	0.7	18	51.67
◆LA14-44-NL	1"	1"	1.3	10	103.36
▶ LA14-54-NL	1-1/4"	1"	1.1	-	71.49
LA14-76-NL	2"	1-1/2"	2.7	4	194.48
LA14-87-NL	2-1/2"	2"	5.2	2	310.61



FLARE COPPER TO PACK JOINT FOR COPPER OR PLASTIC TUBING (CTS)

CATALOG NUMBER	DESCRIPTION		APPROX. WT. LBS.	STD. PKG. QTY.	LIST PRICE
	FLARE COPPER	P.J. FOR CTS			
STRAIGHT COUPLINGS					
▶C24-13-NL	1/2"	3/4"	0.7	24	\$ 46.88
▶C24-33-NL	3/4"	3/4"	0.9	14	55.68
▶C24-34-NL	3/4"	1"	1.1	12	58.96
▶C24-44-NL	1"	1"	1.7	10	90.13
C24-45-NL	1"	1 1/4"	1.9	6	102.07
ELL COUPLINGS					
▶◆L24-33-NL	3/4"	3/4"	1.0	14	59.30
▶◆L24-44-NL	1"	1"	1.6	8	81.67



Grip Joint for CTS (3/4"-2") can be ordered by inserting "-G" into the catalog number. Example: C14-33-G-NL

◆ **Quick Joint** is available. Insert "-Q" into the catalog number. Example: C14-33-Q-NL

* Pack Joint compression assemblies also used on 1" Kornerhorns and 270 series coppersettlers.

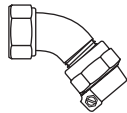
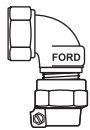
▶ Ultra-Tite is available. Insert "-U-AWT" into the catalog number (consists of components assembled watertight). Contact factory for pricing and availability. Example: L24-33-U-AWT-NL

● Ultra-Tite is available. Insert "-U" into the catalog number. Example: C14-44-U-NL

PACK JOINT COUPLINGS FOR COPPER OR PLASTIC TUBING (CTS) (CONTINUED)

FEMALE COPPER THREAD TO PACK JOINT FOR COPPER OR PLASTIC TUBING (CTS) (REPLACES COPPER FLARE NUT)

CATALOG NUMBER	DESCRIPTION		APPROX. Wt. LBS.	STD. PKG. QTY.	LIST PRICE
	FEM. COP. THRD.	P.J. FOR CTS			
STRAIGHT COUPLINGS					
C04-23-NL	5/8"	3/4"	0.7	20	\$ 42.25
◆C04-33-NL	3/4"	3/4"	0.7	20	37.78
●C04-34-NL	3/4"	1"	0.8	18	44.03
C04-34-Q-NL	3/4"	1"	0.9	18	48.90
◆C04-43-NL	1"	3/4"	0.9	14	47.13
◆◆C04-44-NL	1"	1"	1.0	12	55.55
◆◆C04-45-NL	1"	1-1/4"	1.4	10	74.07
◆C04-54-NL	1-1/4"	1"	1.2	10	59.85
◆C04-55-NL	1-1/4"	1-1/4"	1.8	8	92.03
◆C04-66-NL	1-1/2"	1-1/2"	2.7	4	128.36
◆C04-77-NL	2"	2"	4.4	2	200.18
ELL COUPLINGS					
▶L04-33-NL	3/4"	3/4"	0.9	15	48.66
L04-33-Q-NL	3/4"	3/4"	0.9	-	54.49
L04-34-NL	3/4"	1"	1.0	10	49.75
▶L04-44-NL	1"	1"	1.4	8	73.80
L04-45-NL	1"	1-1/4"	1.8	6	82.57
L04-66-NL	1-1/2"	1-1/2"	3.4	2	225.59
L04-77-NL	2"	2"	6.5	2	378.36
ELL COUPLINGS WITH SWIVEL					
▶◆L04-33S-NL	3/4"	3/4"	1.0	12	66.62
▶◆L04-44S-NL	1"	1"	1.7	8	90.87
◆L04-66S-NL	1-1/2"	1-1/2"	3.8	2	235.95
◆L04-77S-NL	2"	2"	6.9	1	398.26
EIGHTH BEND COUPLINGS					
▶LA04-33-NL	3/4"	3/4"	0.7	18	43.65
▶LA04-44-NL	1"	1"	1.1	10	70.63
LA04-66-NL	1-1/2"	1-1/2"	2.5	4	174.72
LA04-77-NL	2"	2"	4.4	2	267.61
EIGHTH BEND COUPLING WITH SWIVEL					
▶◆LA04-33S-NL	3/4"	3/4"	1.0	15	59.65
▶LA04-44S-NL	1"	1"	1.3	10	84.78
◆LA04-66S-NL	1-1/2"	1-1/2"	4.0	2	297.11
◆LA04-77S-NL	2"	2"	6.6	1	420.56



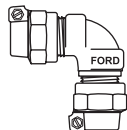
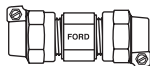
Grip Joint for CTS (3/4"-2") is available. Insert "-G" into the catalog number. Example: C04-33-G-NL

- ◆ **Quick Joint** is available. Insert "-Q" into the catalog number. Example: C04-33-Q-NL
- ▶ Ultra-Tite is available. Insert "-U2-AWT" into the catalog number (consists of components assembled watertight). Contact factory for pricing and availability. Example: L04-44-U2-AWT-NL
- Ultra-Tite is available. Insert "-U" into the catalog number. Example: C04-44-U-NL

PACK JOINT COUPLINGS FOR (SIDR7) PE PIPE

PACK JOINT FOR PE PIPE BOTH ENDS

CATALOG NUMBER	DESCRIPTION		APPROX. Wt. LBS.	STD. PKG. QTY.	LIST PRICE
	P.J. FOR PE PIPE	P.J. FOR PE PIPE			
STRAIGHT COUPLINGS					
◆◆C66-33-NL	3/4"	3/4"	1.3	10	\$ 50.48
▶C66-34-NL	3/4"	1"	1.5	8	78.15
◆◆C66-44-NL	1"	1"	2.2	4	100.92
C66-55-NL	1-1/4"	1-1/4"	2.7	4	142.71
C66-66-IDR7-NL	1-1/2"	1-1/2"	4.6	5	219.91
C66-77-IDR7-NL	2"	2"	6.8	6	296.30
ELL COUPLINGS					
▶L66-33-NL	3/4"	3/4"	1.4	8	73.63
▶L66-44-NL	1"	1"	2.3	6	114.31
L66-66-IDR7-NL	1-1/2"	1-1/2"	5.0	3	301.47
L66-77-IDR7-NL	2"	2"	8.2	2	488.21



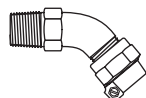
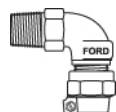
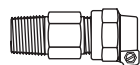
Grip Joint for PEP (3/4"-1") is available. Insert "-G" into the catalog number. Example: C66-33-G-NL

- ◆ **Quick Joint** is available. Insert "-Q" into the catalog number. Example: C66-33-Q-NL
- ▶ Ultra-Tite is available. Insert "-U-AWT" into the catalog number (consists of components assembled watertight). Contact factory for pricing and availability. Example: L66-44-U-AWT-NL
- Ultra-Tite is available. Insert "-U" into the catalog number. Example: C66-44-U-NL

PACK JOINT COUPLINGS FOR (SIDR7) PE PIPE (CONTINUED)

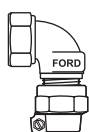
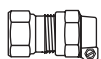
MALE IRON PIPE THREAD TO PACK JOINT FOR POLYETHYLENE PIPE

CATALOG NUMBER	DESCRIPTION		APPROX. WT. LBS.	STD. PKG. QTY.	LIST PRICE
	MALE IRON PIPE	P.J. FOR PE PIPE			
STRAIGHT COUPLINGS					
◆ C86-33-NL	3/4"	3/4"	0.8	18	\$ 43.97
● C86-34-NL	3/4"	1"	1.3	10	71.60
● C86-34-Q-NL	3/4"	1"	1.3	12	80.94
◆ C86-44-NL	1"	1"	1.4	12	63.92
C86-54-NL	1-1/4"	1"	1.4	8	85.90
C86-55-NL	1-1/4"	1-1/4"	1.7	5	96.85
C86-65-NL	1-1/2"	1-1/4"	2.1	5	108.66
C86-66-IDR7-NL	1-1/2"	1-1/2"	2.5	3	151.57
C86-77-IDR7-NL	2"	2"	5.2	5	240.78
ELL COUPLINGS					
▶ L86-33-NL	3/4"	3/4"	0.9	14	56.76
▶ L86-44-NL	1"	1"	1.5	8	92.66
L86-77-IDR7-NL	2"	2"	5.5	2	241.27
EIGHTH BEND COUPLINGS					
LA86-44-NL	1"	1"	1.5	8	92.53



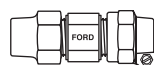
FEMALE IRON PIPE THREAD TO PACK JOINT FOR PE PIPE

CATALOG NUMBER	DESCRIPTION		APPROX. WT. LBS.	STD. PKG. QTY.	LIST PRICE
	FEM. IRON PIPE	P.J. FOR PE PIPE			
STRAIGHT COUPLINGS					
◆ C16-33-NL	3/4"	3/4"	0.7	18	\$ 43.08
● C16-34-NL	3/4"	1"	1.3	10	59.85
◆ C16-44-NL	1"	1"	1.2	10	55.01
▶ *PJA6-44-C16-54-NL	1-1/4"	1"	1.5	10	67.70
*PJA6-45-C16-55-NL	1-1/4"	1-1/4"	1.5	8	79.32
*PJA6-44-C16-56-IDR7-NL	1-1/4"	1-1/2"	2.6	-	117.28
C16-65-NL	1-1/2"	1-1/4"	2.3	8	105.21
C16-66-IDR7-NL	1-1/2"	1-1/2"	2.8	3	135.31
C16-77-IDR7-NL	2"	2"	4.9	2	218.42
ELL COUPLINGS					
▶ L16-33-NL	3/4"	3/4"	1.0	15	57.16
▶ L16-44-NL	1"	1"	2.0	5	86.02



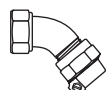
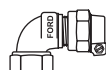
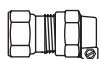
FLARE COPPER TO PACK JOINT FOR PE PIPE

CATALOG NUMBER	DESCRIPTION		APPROX. WT. LBS.	STD. PKG. QTY.	LIST PRICE
	FLARE COPPER	P.J. FOR PE PIPE			
STRAIGHT COUPLINGS					
▶ C26-33-NL	3/4"	3/4"	1.0	12	\$ 58.18
▶ C26-34-NL	3/4"	1"	1.6	8	86.70
▶ C26-44-NL	1"	1"	1.9	6	95.07



FEMALE COPPER THREAD TO PACK JOINT FOR PE PIPE (REPLACES COPPER FLARE NUT)

CATALOG NUMBER	DESCRIPTION		APPROX. WT. LBS.	STD. PKG. QTY.	LIST PRICE
	FEM. COP. THRD.	P.J. FOR PE PIPE			
STRAIGHT COUPLINGS					
◆ C06-33-NL	3/4"	3/4"	0.8	18	\$ 45.89
● C06-34-NL	3/4"	1"	1.3	10	65.76
▶ C06-43-NL	1"	3/4"	1.0	12	57.41
● C06-44-NL	1"	1"	1.4	8	74.07
C06-44-Q-NL	1"	1"	1.5	10	86.03
C06-45-NL	1"	1-1/4"	1.8	6	91.18
C06-55-NL	1-1/4"	1-1/4"	1.9	6	105.72
C06-66-IDR7-NL	1-1/2"	1-1/2"	3.1	3	163.89
C06-77-IDR7-NL	2"	2"	5.3	2	283.11
ELL COUPLINGS					
▶ L06-33-NL	3/4"	3/4"	0.9	12	51.90
▶ L06-44-NL	1"	1"	1.8	6	90.70
EIGHTH BEND COUPLINGS					
▶ LA06-33-NL	3/4"	3/4"	0.9	15	56.55
▶ LA06-44-NL	1"	1"	1.6	5	99.30



Grip Joint for PEP (3/4" and 1") is available. Insert "-G" into the catalog number. Example: C16-33-G-NL

◆ Quick Joint is available. Insert "-Q" into the catalog number. Example: C16-33-Q-NL

* Pack Joint compression assemblies also used on 1" Kornerhorns and 270 series coppersets.

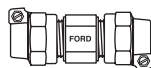
▶ Ultra-Tite is available. Insert "-U-AWT" into the catalog number (consists of components assembled watertight). Contact factory for pricing and availability. Example: L06-44-U-AWT-NL

● Ultra-Tite is available. Insert "-U" into the catalog number. Example: C06-44-U-NL

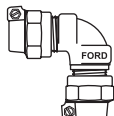
J

PACK JOINT COUPLINGS FOR PVC PIPE

PACK JOINT FOR PVC PIPE BOTH ENDS

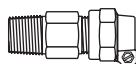


CATALOG NUMBER	DESCRIPTION		APPROX. Wt. LBS.	STD. PKG. QTY.	LIST PRICE
	P.J. FOR PVC PIPE	P.J. FOR PVC PIPE			
STRAIGHT COUPLINGS					
C77-11-NL	1/2"	1/2"	0.9	14	\$ 40.45
C77-33-NL	3/4"	3/4"	1.2	10	59.10
C77-34-NL	3/4"	1"	1.5	8	80.60
C77-44-NL	1"	1"	2.2	5	100.31
C77-55-NL	1-1/4"	1-1/4"	3.0	4	143.94
C77-66-NL	1-1/2"	1-1/2"	3.9	3	195.71
C77-77-NL	2"	2"	6.2	1	296.04

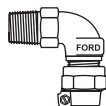


ELL COUPLINGS					
L77-11-NL	1/2"	1/2"	1.0	-	61.11
L77-33-NL	3/4"	3/4"	1.5	6	69.89
L77-44-NL	1"	1"	3.0	4	123.45
L77-66-NL	1-1/2"	1-1/2"	5.4	2	292.29
L77-77-NL	2"	2"	8.5	1	488.21

MALE IRON PIPE THREAD TO PACK JOINT FOR PVC PIPE



CATALOG NUMBER	DESCRIPTION		APPROX. Wt. LBS.	STD. PKG. QTY.	LIST PRICE
	MALE IRON PIPE	P.J. FOR PVC PIPE			
STRAIGHT COUPLINGS					
C87-11-NL	1/2"	1/2"	0.6	-	\$ 35.28
C87-31-NL	3/4"	1/2"	0.6	20	40.25
C87-33-NL	3/4"	3/4"	0.8	18	43.97
‡ C87-33-4-75-NL	3/4"	3/4"	1.2	15	65.56
C87-34-NL	3/4"	1"	1.2	10	65.67
C87-43-NL	1"	3/4"	0.9	14	59.21
C87-44-NL	1"	1"	1.4	12	68.68
C87-45-NL	1"	1-1/4"	1.7	5	81.61
C87-46-NL	1"	1-1/2"	2.2	4	122.79
C87-47-NL	1"	2"	2.6	3	129.06
C87-54-NL	1-1/4"	1"	1.4	6	77.30
C87-55-NL	1-1/4"	1-1/4"	1.7	5	105.00
C87-65-NL	1-1/2"	1-1/4"	2.1	5	129.20
C87-66-NL	1-1/2"	1-1/2"	2.4	4	135.00
C87-77-NL	2"	2"	3.7	3	196.18



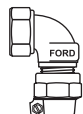
ELL COUPLINGS					
L87-31-NL	3/4"	1/2"	0.8	-	50.08
L87-33-NL	3/4"	3/4"	0.9	14	48.55
L87-34-NL	3/4"	1"	1.5	8	70.37
L87-44-NL	1"	1"	1.5	8	79.36
L87-77-NL	2"	2"	5.1	-	272.23

‡ Extended coupling length (4-75 for 4-3/4")

FEMALE IRON PIPE THREAD TO PACK JOINT FOR PVC PIPE



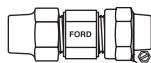
CATALOG NUMBER	DESCRIPTION		APPROX. Wt. LBS.	STD. PKG. QTY.	LIST PRICE
	FEMALE IRON PIPE	P.J. FOR PVC PIPE			
STRAIGHT COUPLINGS					
C17-31-NL	3/4"	1/2"	0.5	-	\$ 39.93
C17-33-NL	3/4"	3/4"	0.7	18	43.68
C17-34-NL	3/4"	1"	1.2	10	68.80
C17-36-NL	3/4"	1-1/2"	2.0	4	121.99
C17-44-NL	1"	1"	2.1	10	67.36
* PJA7-44-C17-54-NL	1-1/4"	1"	1.4	-	58.11
* PJA7-45-C17-55-NL	1-1/4"	1-1/4"	1.6	8	82.23
* PJA7-46-C17-56-NL	1-1/4"	1-1/2"	2.4	4	125.80
C17-66-NL	1-1/2"	1-1/2"	2.6	4	167.66
C17-77-NL	2"	2"	4.5	3	225.39



ELL COUPLINGS					
L17-31-NL	3/4"	1/2"	1.0	-	50.09
L17-33-NL	3/4"	3/4"	1.0	12	57.16
L17-44-NL	1"	1"	2.0	8	70.35
L17-66-NL	1-1/2"	1-1/2"	3.8	2	197.27

* Pack Joint compression assemblies also used with KH-4 Kornehorns and 274 series coppersetters.

FLARE COPPER TO PACK JOINT FOR PVC PIPE



CATALOG NUMBER	DESCRIPTION		APPROX. Wt. LBS.	STD. PKG. QTY.	LIST PRICE
	FLARE COPPER	P.J. FOR PVC PIPE			
STRAIGHT COUPLINGS					
C27-31-NL	3/4"	1/2"	1.0	-	\$ 61.28
C27-33-NL	3/4"	3/4"	1.1	14	61.01
C27-34-NL	3/4"	1"	1.6	-	102.88
C27-44-NL	1"	1"	1.9	6	107.51
ELL COUPLINGS					
L27-31-NL	3/4"	1/2"	1.1	-	65.18



Note: Ford Pack Joints for PVC are only recommended for Schedule 40 and Schedule 80 pipe.

PACK JOINT COUPLINGS FOR PVC PIPE (CONTINUED)

FEMALE COPPER THREAD TO PACK JOINT FOR PVC PIPE (REPLACES COPPER FLARE NUT)

CATALOG NUMBER	DESCRIPTION		APPROX. Wt. LBS.	STD. PKG. QTY.	LIST PRICE
	FEM. COP. THRD.	P.J. FOR PVC PIPE			
STRAIGHT COUPLINGS					
C07-11-NL	1/2"	1/2"	0.7	20	\$ 36.93
C07-13-NL	1/2"	3/4"	0.7	-	42.74
C07-33-NL	3/4"	3/4"	0.8	18	45.89
C07-34-NL	3/4"	1"	1.3	10	68.51
C07-44-NL	1"	1"	1.4	10	74.07
C07-54-NL	1-1/4"	1"	1.6	-	82.24
C07-55-NL	1-1/4"	1-1/4"	1.9	-	105.72
C07-66-NL	1-1/2"	1-1/2"	3.0	4	157.81
C07-77-NL	2"	2"	4.7	3	245.49

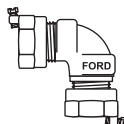
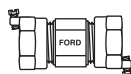


Note: Ford Pack Joints for PVC are recommended for Schedule 40 and Schedule 80 pipe only.

PACK JOINT COUPLINGS FOR IRON PIPE

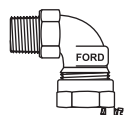
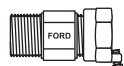
PACK JOINT FOR IRON PIPE BOTH ENDS

CATALOG NUMBER	DESCRIPTION		APPROX. Wt. LBS.	STD. PKG. QTY.	LIST PRICE
	P.J. FOR IRON PIPE	P.J. FOR IRON PIPE			
STRAIGHT COUPLINGS					
C55-11-NL	1/2"	1/2"	0.8	20	\$ 40.57
C55-13-NL	1/2"	3/4"	0.8	18	42.56
C55-33-NL	3/4"	3/4"	0.9	15	44.58
C55-34-NL	3/4"	1"	1.1	10	57.51
C55-44-NL	1"	1"	1.6	6	78.65
C55-55-NL	1-1/4"	1-1/4"	2.2	4	105.94
C55-66-NL	1-1/2"	1-1/2"	2.9	4	153.44
C55-77-NL	2"	2"	4.2	2	201.96
ELL COUPLINGS					
L55-11-NL	1/2"	1/2"	0.9	-	49.30
L55-33-NL	3/4"	3/4"	1.2	9	61.82
L55-44-NL	1"	1"	1.7	4	119.62
L55-77-NL	2"	2"	6.7	1	476.85



MALE IRON PIPE THREAD TO PACK JOINT FOR IRON PIPE

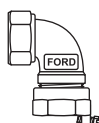
CATALOG NUMBER	DESCRIPTION		APPROX. Wt. LBS.	STD. PKG. QTY.	LIST PRICE
	MALE IRON PIPE	P.J. FOR IRON PIPE			
STRAIGHT COUPLINGS					
C85-11-NL	1/2"	1/2"	0.5	30	\$ 33.43
C85-31-NL	3/4"	1/2"	0.6	25	36.50
C85-33-NL	3/4"	3/4"	0.6	20	40.08
‡ C85-33-4-75-NL	3/4"	3/4"	1.2	15	63.36
C85-34-NL	3/4"	1"	1.0	14	58.96
C85-43-NL	1"	3/4"	0.7	18	47.07
C85-44-NL	1"	1"	1.1	12	61.19
C85-55-NL	1-1/4"	1-1/4"	1.3	8	86.41
C85-66-NL	1-1/2"	1-1/2"	1.9	5	123.63
C85-77-NL	2"	2"	2.7	3	161.15
ELL COUPLINGS					
L85-31-NL	3/4"	1/2"	0.5	-	37.68
L85-33-NL	3/4"	3/4"	0.7	14	41.92
L85-44-NL	1"	1"	1.2	8	74.04



‡ Extended coupling length (4-75 for 4-3/4")

FEMALE IRON PIPE THREAD TO PACK JOINT FOR IRON PIPE

CATALOG NUMBER	DESCRIPTION		APPROX. Wt. LBS.	STD. PKG. QTY.	LIST PRICE
	FEMALE IRON PIPE	P.J. FOR IRON PIPE			
STRAIGHT COUPLINGS					
C15-11-NL	1/2"	1/2"	0.4	25	\$ 33.21
C15-31-NL	3/4"	1/2"	0.5	25	35.15
C15-33-NL	3/4"	3/4"	0.6	25	39.78
C15-34-NL	3/4"	1"	0.9	10	55.06
C15-44-NL	1"	1"	0.9	12	57.53
* PJA5-44-C15-54-NL	1-1/4"	1"	1.2	10	58.11
* PJA5-45-C15-55-NL	1-1/4"	1-1/4"	1.3	8	71.37
* PJA5-46-C15-56-NL	1-1/4"	1-1/2"	1.8	6	101.23
C15-66-NL	1-1/2"	1-1/2"	2.2	6	137.83
C15-77-NL	2"	2"	3.4	3	193.28
ELL COUPLINGS					
L15-31-NL	3/4"	1/2"	0.8	-	48.78
L15-44-NL	1"	1"	1.7	-	60.55

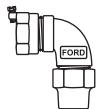
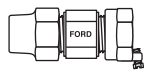


* Pack Joint compression assemblies also used on 1" Kornehorns and 270 series coppersettlers.



PACK JOINT COUPLINGS FOR IRON PIPE (CONTINUED)

FLARE COPPER TO PACK JOINT FOR IRON PIPE



CATALOG NUMBER	DESCRIPTION		APPROX. WT. LBS.	STD. PKG. QTY.	LIST PRICE
	FLARE COPPER	P.J. FOR IRON PIPE			
STRAIGHT COUPLINGS					
C25-11-NL	1/2"	1/2"	0.6	-	\$ 46.27
C25-31-NL	3/4"	1/2"	0.9	16	54.56
C25-33-NL	3/4"	3/4"	0.9	14	57.16
C25-34-NL	3/4"	1"	1.3	10	102.72
C25-44-NL	1"	1"	1.6	8	91.84
C25-45-NL	1"	1-1/4"	1.8	5	101.77
ELL COUPLINGS					
L25-33-NL	3/4"	3/4"	1.0	12	57.85

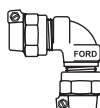
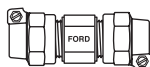
FEMALE COPPER THREAD TO PACK JOINT FOR IRON PIPE (REPLACES COPPER FLARE NUT)



CATALOG NUMBER	DESCRIPTION		APPROX. WT. LBS.	STD. PKG. QTY.	LIST PRICE
	FEM. COP. THRD.	P.J. FOR IRON PIPE			
STRAIGHT COUPLINGS					
C05-33-NL	3/4"	3/4"	0.6	20	\$ 45.92
C05-44-NL	1"	1"	1.1	-	76.90
C05-55-NL	1-1/4"	1-1/4"	1.5	-	125.72
C05-66-NL	1-1/2"	1-1/2"	2.5	-	177.99
C05-77-NL	2"	2"	3.7	-	254.51

PACK JOINT (BOTH ENDS) FOR CONNECTING DISSIMILAR TYPES OF PIPE AND TUBING

PACK JOINT FOR COPPER OR PLASTIC TUBING (CTS) TO (SIDR7) PE PIPE

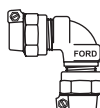
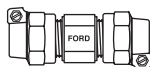


CATALOG NUMBER	DESCRIPTION		APPROX. WT. LBS.	STD. PKG. QTY.	LIST PRICE
	P.J. FOR CTS	P.J. FOR PE PIPE			
STRAIGHT COUPLINGS					
▶ C46-33-NL	3/4"	3/4"	1.0	12	\$ 48.34
▶ C46-33-Q-NL	3/4"	3/4"	1.2	18	55.68
▶ C46-34-NL	3/4"	1"	1.7	6	76.36
▶ C46-43-NL	1"	3/4"	1.2	10	50.41
C46-43-Q-NL	1"	3/4"	1.5	10	54.40
▶♦C46-44-NL	1"	1"	1.5	10	73.04
C46-65-NL	1-1/2"	1-1/4"	3.1	-	185.20
ELL COUPLINGS					
▶ L46-33-NL	3/4"	3/4"	1.2	10	59.21
▶ L46-44-NL	1"	1"	1.9	-	89.19

Grip Joint for CTS (3/4"-2") and PEP (3/4" and 1") can be ordered by inserting "-G" into the catalog number. Example: C46-33-G-NL

♦ Quick Joint is available for CTS. Insert "-Q" into the catalog number. Example: C46-44-Q-NL

PACK JOINT FOR COPPER OR PLASTIC TUBING (CTS) TO PVC PIPE



CATALOG NUMBER	DESCRIPTION		APPROX. WT. LBS.	STD. PKG. QTY.	LIST PRICE
	P.J. FOR CTS	P.J. FOR PVC PIPE			
STRAIGHT COUPLING					
C47-11-NL	1/2"	1/2"	0.8	14	\$ 44.31
C47-31-NL	3/4"	1/2"	0.9	14	54.31
▶♦C47-33-NL	3/4"	3/4"	1.0	12	54.69
▶ C47-34-NL	3/4"	1"	1.7	8	76.52
▶ C47-43-NL	1"	3/4"	1.2	10	57.74
▶ C47-44-NL	1"	1"	1.5	10	79.02
C47-45-NL	1"	1-1/4"	2.0	8	84.15
C47-66-NL	1-1/2"	1-1/2"	3.5	4	213.00
C47-77-NL	2"	2"	5.3	4	248.67
ELL COUPLINGS					
▶ L47-33-NL	3/4"	3/4"	1.3	10	64.95
▶ L47-34-NL	3/4"	1"	1.8	8	91.18
▶ L47-44-NL	1"	1"	1.9	5	98.09

Grip Joint for CTS can be ordered by inserting "-G" into the catalog number. Example: C47-33-G-NL

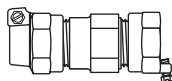
♦ Quick Joint is available for CTS. Insert "-Q" into the catalog number. Example: C47-33-Q-NL

▶ Ultra-Tite is available. Insert "-U-AWT" into the catalog number (consists of components assembled watertight). Contact factory for pricing and availability. Example: C46-33-U-AWT-NL

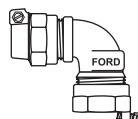
Note: Ford Pack Joints for PVC are recommended for Schedule 40 and Schedule 80 pipe only.

PACK JOINT (BOTH ENDS) FOR CONNECTING DISSIMILAR TYPES OF PIPE AND TUBING (CONTINUED)

PACK JOINT FOR COPPER OR PLASTIC TUBING (CTS) TO IRON PIPE



CATALOG NUMBER	DESCRIPTION		APPROX. WT. LBS.	STD. PKG. QTY.	LIST PRICE
	P.J. FOR CTS	P.J. FOR IRON PIPE			
STRAIGHT COUPLINGS					
C45-11-NL	1/2"	1/2"	0.7	20	\$ 42.43
C45-13-NL	1/2"	3/4"	0.9	15	43.44
C45-31-NL	3/4"	1/2"	0.8	16	43.44
▶♦C45-33-NL	3/4"	3/4"	0.9	15	44.78
▶♦C45-34-NL	3/4"	1"	1.4	10	61.79
▶ C45-43-NL	1"	3/4"	1.0	12	50.36
▶ C45-44-NL	1"	1"	1.2	8	60.08
C45-45-NL	1"	1-1/4"	1.6	6	75.14
C45-66-NL	1-1/2"	1-1/2"	3.0	4	200.29
C45-77-NL	2"	2"	4.2	2	217.65
ELL COUPLINGS					
L45-31-NL	3/4"	1/2"	0.9	-	62.59
L45-33-NL	3/4"	3/4"	1.0	12	58.42
▶ L45-34-NL	3/4"	1"	1.5	-	84.64
▶ L45-43-NL	1"	3/4"	1.3	-	96.50
▶ L45-44-NL	1"	1"	1.5	6	88.23

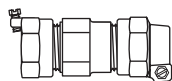


Grip Joint for CTS (3/4"-2") can be ordered by inserting "-G" into the catalog number.

Example: C45-33-G-NL

♦ **Quick Joint** is available for CTS. Insert "-Q" into the catalog number. Example: C45-33-Q-NL

PACK JOINT FOR IRON PIPE TO (SIDR7) PE PIPE

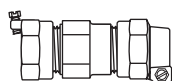


CATALOG NUMBER	DESCRIPTION		APPROX. WT. LBS.	STD. PKG. QTY.	LIST PRICE
	P.J. FOR IRON PIPE	P.J. FOR PE PIPE			
STRAIGHT COUPLINGS					
▶ C56-33-NL	3/4"	3/4"	1.0	12	\$ 55.01
▶ C56-34-NL	3/4"	1"	1.4	8	77.04
▶ C56-44-NL	1"	1"	1.9	6	93.24

Grip Joint for PEP (3/4" and 1") can be ordered by inserting "-G" into the catalog number.

Example: C56-33-G-NL

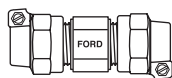
PACK JOINT FOR IRON PIPE TO PVC PIPE



CATALOG NUMBER	DESCRIPTION		APPROX. WT. LBS.	STD. PKG. QTY.	LIST PRICE
	P.J. FOR IRON PIPE	P.J. FOR PVC PIPE			
STRAIGHT COUPLINGS					
C57-11-NL	1/2"	1/2"	0.9	-	\$ 42.19
C57-33-NL	3/4"	3/4"	1.0	12	53.51
C57-34-NL	3/4"	1"	1.4	10	76.94
C57-44-NL	1"	1"	1.9	5	93.24
C57-55-NL	1-1/4"	1-1/4"	3.5	2	115.89
C57-66-NL	1-1/2"	1-1/2"	3.4	3	168.65
C57-77-NL	2"	2"	5.2	1	249.02

Note: Ford Pack Joints for PVC are recommended for Schedule 40 and Schedule 80 pipe only.

PACK JOINT FOR (SIDR7) PE PIPE TO PVC PIPE



CATALOG NUMBER	DESCRIPTION		APPROX. WT. LBS.	STD. PKG. QTY.	LIST PRICE
	P.J. FOR PE PIPE	P.J. FOR PVC PIPE			
STRAIGHT COUPLINGS					
▶ C67-33-NL	3/4"	3/4"	1.2	-	\$ 61.79
▶ C67-44-NL	1"	1"	2.2	8	102.10

Grip Joint for PEP (3/4" and 1") can be ordered by inserting "-G" into the catalog number. Example: C67-33-G-NL

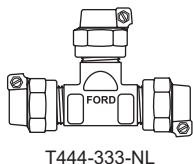
▶ **Ultra-Tite** is available. Insert "-U-AWT" into the catalog number (consists of components assembled watertight). Contact factory for pricing and availability. Example: C67-33-U-AWT-NL

Note: Ford Pack Joints for PVC are recommended for Schedule 40 and Schedule 80 pipe only.

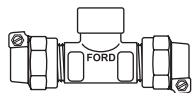
PACK JOINT TEES AND 'Y' BRANCHES

PACK JOINT TEES (ADDITIONAL TEES ARE LISTED ON PAGES J-13 AND J-20)


CATALOG NUMBER	DESCRIPTION		APPROX. WT. LBS.	STD. PKG. QTY.	LIST PRICE
	BOTH ENDS (RUN)	X SIDE OUTLET			
PACK JOINT BOTH ENDS (RUN) BY PACK JOINT SIDE OUTLET					
▶♦T444-333-NL	3/4" Cop. or Plastic Tube (CTS)	x 3/4" Cop. or Plastic Tube (CTS)	1.5	6	\$ 97.89
▶♦T444-334-NL	3/4" Cop. or Plastic Tube (CTS)	x 1" Cop. or Plastic Tube (CTS)	1.7	4	104.29
▶♦T444-443-NL	1" Cop. or Plastic Tube (CTS)	x 3/4" Cop. or Plastic Tube (CTS)	1.8	4	107.54
▶♦T444-444-NL	1" Cop. or Plastic Tube (CTS)	x 1" Cop. or Plastic Tube (CTS)	2.0	4	104.76
T444-445-NL	1" Cop. or Plastic Tube (CTS)	x 1-1/4" Cop. or Plastic Tube (CTS)	2.5	3	164.62
T444-446-NL	1" Cop. or Plastic Tube (CTS)	x 1-1/2" Cop. or Plastic Tube (CTS)	3.0	3	219.04
T444-666-NL	1-1/2" Cop. or Plastic Tube (CTS)	x 1-1/2" Cop. or Plastic Tube (CTS)	4.9	4	233.61
♦T444-774-NL	2" Cop. or Plastic Tube (CTS)	x 1" Cop. or Plastic Tube (CTS)	6.2	4	280.62
T444-777-NL	2" Cop. or Plastic Tube (CTS)	x 2" Cop. or Plastic Tube (CTS)	13.6	1	570.06
T444-777-Q-NL	2" Cop. or Plastic Tube (CTS)	x 2" Cop. or Plastic Tube (CTS)	8.3	1	570.06
T446-444-NL	1" Cop. or Plastic Tube (CTS)	x 1" PE Pipe P.J.	2.5	-	163.64
T446-445-NL	1" Cop. or Plastic Tube (CTS)	x 1-1/4" PE Pipe P.J.	3.0	-	200.29
▶ T666-333-NL	3/4" PE Pipe P.J.	x 3/4" PE Pipe P.J.	2.0	4	139.50
▶ T666-334-NL	3/4" PE Pipe P.J.	x 1" PE Pipe P.J.	2.5	4	162.23
▶ T666-443-NL	1" PE Pipe P.J.	x 3/4" PE Pipe P.J.	3.0	4	191.79
▶ T666-444-NL	1" PE Pipe P.J.	x 1" PE Pipe P.J.	3.7	6	241.67
T777-333-NL	3/4" PVC P.J.	x 3/4" PVC P.J.	2.0	4	160.41
T777-444-NL	1" PVC P.J.	x 1" PVC P.J.	3.8	5	265.81
T777-777-NL	2" PVC P.J.	x 2" PVC P.J.	12.2	-	673.74
PACK JOINT BOTH ENDS (RUN) BY FEMALE IRON PIPE THREADS SIDE OUTLET					
▶ T441-333-NL	3/4" Cop. or Plastic Tube (CTS)	x 3/4" Female Iron Pipe	1.2	8	80.76
T441-333-Q-NL	3/4" Cop. or Plastic Tube (CTS) Q.J.	x 3/4" Female Iron Pipe	1.2	8	92.92
▶♦T441-334-NL	3/4" Cop. or Plastic Tube (CTS)	x 1" Female Iron Pipe	1.3	6	82.61
▶ T441-444-NL	1" Cop. or Plastic Tube (CTS)	x 1" Female Iron Pipe	1.7	4	100.15
T441-444-Q-NL	1" Cop. or Plastic Tube (CTS)	x 1" Female Iron Pipe	2.2	4	115.16
T441-663-NL	1-1/2" Cop. or Plastic Tube (CTS)	x 3/4" Female Iron Pipe	3.4	4	188.07
T441-664-NL	1-1/2" Cop. or Plastic Tube (CTS)	x 1" Female Iron Pipe	3.4	4	188.07
T441-773-NL	2" Cop. or Plastic Tube (CTS)	x 3/4" Female Iron Pipe	5.2	4	262.25
T441-774-NL	2" Cop. or Plastic Tube (CTS)	x 1" Female Iron Pipe	5.3	4	262.25
PACK JOINT BOTH ENDS (RUN) BY SIDE OUTLET TAPPED FOR AWWA/CC CORP STOP					
T440-663-NL	1-1/2" Cop. or Plastic Tube (CTS)	x 3/4" Female AWWA Taper	3.4	-	180.26
T440-664-NL	1-1/2" Cop. or Plastic Tube (CTS)	x 1" Female AWWA Taper	3.4	-	180.26
T440-773-NL	2" Cop. or Plastic Tube (CTS)	x 3/4" Female AWWA Taper	5.3	4	254.46
T440-774-NL	2" Cop. or Plastic Tube (CTS)	x 1" Female AWWA Taper	5.3	4	251.90
PACK JOINT BOTH ENDS (RUN) BY MALE IRON PIPE THREADS SIDE OUTLET					
♦T448-333-NL	3/4" Cop. or Plastic Tube (CTS)	x 3/4" Male Iron Pipe	1.1	-	80.76
▶ T448-334-NL	3/4" Cop. or Plastic Tube (CTS)	x 1" Male Iron Pipe	1.2	6	104.60
T448-334-Q-NL	3/4" Cop. or Plastic Tube (CTS) Q.J.	x 1" Male Iron Pipe	1.3	-	120.33
T448-446-NL	1" Cop. or Plastic Tube (CTS)	x 1-1/2" Male Iron Pipe	1.8	6	159.67
MALE IRON PIPE THREADS BOTH ENDS (RUN) BY PACK JOINT SIDE OUTLET					
▶ T884-333-NL	3/4" Male Iron Pipe	x 3/4" Cop. or Plastic Tube (CTS)	0.9	-	65.24
▶ T884-334-NL	3/4" Male Iron Pipe	x 1" Cop. or Plastic Tube (CTS)	1.0	10	73.93
T884-334-Q-NL	3/4" Male Iron Pipe	x 1" Cop. or Plastic Tube (CTS)	1.2	10	85.03
▶ T884-444-NL	1" Male Iron Pipe	x 1" Cop. or Plastic Tube (CTS)	1.3	4	95.75
T884-444-Q-NL	1" Male Iron Pipe	x 1" Cop. or Plastic Tube (CTS)	1.8	-	110.10
FEMALE IRON PIPE TO MALE IRON PIPE THREAD (RUN) BY PACK JOINT SIDE OUTLET					
T184-664-NL	1-1/2" FIP to 1-1/2" MIP	x 1" Cop. or Plastic Tube (CTS)	2.3	-	177.39
T184-774-NL	2" FIP to 2" MIP	x 1" Cop. or Plastic Tube (CTS)	2.6	-	197.64



T444-333-NL



T441-333-NL



T884-333-NL

J

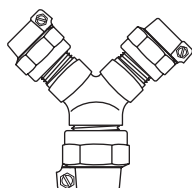
Grip Joint for CTS (3/4"-2") or PEP (3/4" and 1") can be ordered by inserting "-G" into the catalog number. Example: T444-333-G-NL

♦ **Quick Joint** is available. Insert "-Q" into the catalog number. Example: T444-333-Q-NL

▶ **Ultra-Tite** is available. Insert "-U-AWT" into the catalog number (consists of components assembled watertight). Contact factory for pricing and availability. Example: T444-333-U-AWT-NL

PACK JOINT TEES AND 'Y' BRANCHES

PACK JOINT 'Y' BRANCH (ADDITIONAL "Y" BRANCHES ARE LISTED ON PAGES J-19 AND J-20)



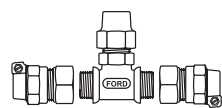
Y44-243-NL

CATALOG NUMBER	DESCRIPTION		APPROX. WT. LBS.	STD. PKG. QTY.	LIST PRICE
	SINGLE BRANCH END	MULTI-BRANCH END			
◆Y44-233-NL	3/4" Cop. or Plastic Tube (CTS)	Two 3/4" Cop. or Plastic Tube (CTS)	1.6	6	\$ 90.12
◆◆Y44-243-NL	1" Cop. or Plastic Tube (CTS)	Two 3/4" Cop. or Plastic Tube (CTS)	1.6	4	83.71
◆Y44-244-NL	1" Cop. or Plastic Tube (CTS)	Two 1" Cop. or Plastic Tube (CTS)	2.5	4	138.89
Y44-254-NL	1-1/4" Cop. or Plastic Tube (CTS)	Two 1" Cop. or Plastic Tube (CTS)	3.1	6	190.09
◆Y44-263-NL	1-1/2" Cop. or Plastic Tube (CTS)	Two 3/4" Cop. or Plastic Tube (CTS)	3.2	2	196.62
Y44-264-NL	1-1/2" Cop. or Plastic Tube (CTS)	Two 1" Cop. or Plastic Tube (CTS)	3.6	2	202.50
Y44-264-Q-NL	1-1/2" Cop. or Plastic Tube (CTS)	Two 1" Cop. or Plastic Tube (CTS)	3.7	2	232.89
◆Y44-274-NL	2" Cop. or Plastic Tube (CTS)	Two 1" Cop. or Plastic Tube (CTS)	4.1	2	234.06
◆Y48-234-NL	1" Male Iron Pipe Thread	Two 3/4" Cop. or Plastic Tube (CTS)	1.3	6	78.56
Y48-246-NL	1-1/2" Male Iron Pipe Thread	Two 1" Cop. or Plastic Tube (CTS)	2.4	3	127.47
Y48-247-NL	2" Male Iron Pipe Thread	Two 1" Cop. or Plastic Tube (CTS)	2.5	-	182.56
Y48-347-NL	2" Male Iron Pipe Thread	Three 1" Cop. or Plastic Tube (CTS)	4.6	4	235.28
▶ Y66-243-NL	1" PE Pipe P.J.	Two 3/4" PE Pipe P.J.	3.1	2	172.83
Y68-337-NL	2" Male Iron Pipe Thread	Three 3/4" PE Pipe P.J.	4.7	-	407.48

Grip Joint for CTS (3/4"-2") or PEP (3/4" and 1") can be ordered by inserting "-G" into the catalog number. Example: Y44-233-G-NL

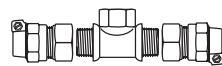
- ◆ **Quick Joint** is available. Insert "-Q" into the catalog number. Example: Y44-233-Q-NL
- ▶ **Ultra-Tite** is available. Insert "-U-AWT" into the catalog number (consists of components assembled watertight). Contact factory for pricing and availability. Example: Y66-243-U-AWT-NL
- **Ultra-Tite** is available. Insert "-U" into the catalog number. Example: Y44-243-U-NL

CUT-IN TEES WITH DETACHABLE PACK JOINT ASSEMBLIES

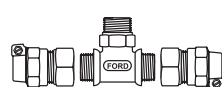


TD442-333-NL

CATALOG NUMBER	DESCRIPTION		APPROX. WT. LBS.	STD. PKG. QTY.	LIST PRICE
	BOTH ENDS (RUN)	SIDE OUTLET			
SIDE OUTLET FOR FLARE COPPER					
◆TD442-113-NL	1/2" Cop. or Plastic Tube (CTS) P.J.	3/4" Flare Copper	2.1	-	\$ 108.32
TD552-113-NL	1/2" Iron Pipe P.J.	3/4" Flare Copper	2.0	-	97.94
◆TD442-333-NL	3/4" Cop. or Plastic Tube (CTS) P.J.	3/4" Flare Copper	2.1	-	95.56
TD552-333-NL	3/4" Iron Pipe P.J.	3/4" Flare Copper	2.1	-	101.65
TD442-443-NL	1" Cop. or Plastic Tube (CTS) P.J.	3/4" Flare Copper	2.5	-	106.20
TD552-443-NL	1" Iron Pipe P.J.	3/4" Flare Copper	3.1	-	150.51
*TD002-NL	Less P.J. Assemblies	3/4" Flare Copper	10.0	-	59.07
SIDE OUTLET FOR FEMALE IRON PIPE THREADS					
◆TD441-113-NL	1/2" Cop. or Plastic Tube (CTS) P.J.	3/4" Female Iron Pipe threads	1.8	-	96.50
TD551-113-NL	1/2" Iron Pipe P.J.	3/4" Female Iron Pipe threads	1.6	-	76.07
▶◆TD441-333-NL	3/4" Cop. or Plastic Tube (CTS) P.J.	3/4" Female Iron Pipe threads	1.8	6	88.56
TD551-333-NL	3/4" Iron Pipe P.J.	3/4" Female Iron Pipe threads	1.7	-	84.32
▶ TD441-443-NL	1" Cop. or Plastic Tube (CTS) P.J.	3/4" Female Iron Pipe threads	2.3	4	99.30
TD551-443-NL	1" Iron Pipe P.J.	3/4" Female Iron Pipe threads	2.5	-	131.35
*TD001-NL	Less P.J. Assemblies	3/4" Female Iron Pipe threads	0.7	16	37.37
SIDE OUTLET FOR MALE IRON PIPE THREADS					
◆TD448-113-NL	1/2" Cop. or Plastic Tube (CTS) P.J.	3/4" Male Iron Pipe threads	1.8	-	89.22
TD558-113-NL	1/2" Iron Pipe P.J.	3/4" Male Iron Pipe threads	-	-	83.47
▶◆TD448-333-NL	3/4" Cop. or Plastic Tube (CTS) P.J.	3/4" Male Iron Pipe threads	1.7	6	82.80
TD558-333-NL	3/4" Iron Pipe P.J.	3/4" Male Iron Pipe threads	2.3	-	87.75
▶ TD448-443-NL	1" Cop. or Plastic Tube (CTS) P.J.	3/4" Male Iron Pipe threads	2.1	6	92.66
TD558-443-NL	1" Iron Pipe P.J.	3/4" Male Iron Pipe threads	2.8	-	135.09
*TD008-NL	Less P.J. Assemblies	3/4" Male Iron Pipe threads	1.7	-	41.66



TD441-333-NL



TD448-333-NL

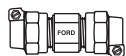
Grip Joint for CTS (3/4"-2") or PEP (3/4" and 1") can be ordered by inserting "-G" into the catalog number. Example: TD442-333-G-NL

- ◆ **Quick Joint** is available for CTS. Insert "-Q" into the catalog number. Example: TD442-333-Q-NL
- ▶ **Ultra-Tite** is available. Insert "-U-AWT" into the catalog number (consists of components assembled watertight). Contact factory for pricing and availability. Example: TD441-333-U-AWT-NL
- * **To purchase Pack Joint assemblies for PET, PEP, PVC and iron pipe, refer to section B under Pack Joint Assemblies for Kornerhorns.**

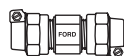
LEAD-PAK COUPLINGS



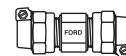
Q21-33-NL



Q1Q1-33-Q3Q3-22-NL



Q24-33-NL



Q36-23-NL

CATALOG NUMBER	DESCRIPTION	APPROX. WT. LBS.	STD. PKG. QTY.	LIST PRICE
LEAD PIPE TO FEMALE IRON PIPE THREAD				
* Q11-23-Q31-13-NL	1/2" Dbl. Extra Strong Lead (XXS) x 3/4" Female Iron Pipe Thread or 5/8" Strong Lead (S)	0.8	18	\$ 56.28
Q21-23-NL (C16-33-NL)	5/8" Extra Strong Lead (XS) x 3/4" Female Iron Pipe Thread	0.7	18	43.08
* Q11-33-Q31-23-NL	5/8" Dbl. Extra Strong Lead (XXS) x 3/4" Female Iron Pipe Thread or 3/4" Strong Lead (S)	0.7	20	57.10
Q21-33-NL	3/4" Extra Strong Lead (XS) x 3/4" Female Iron Pipe Thread	1.0	14	82.00
Q31-33-NL	3/4" Dbl. Extra Strong Lead (XXS) x 3/4" Female Iron Pipe Thread	1.2	10	59.85
Q21-44-NL	1" Extra Strong Lead (XS) x 1" Female Iron Pipe Thread	1.5	10	94.21
LEAD PIPE TO SOLDER FITTING FOR COPPER TUBING				
Q2S-13-NL	1/2" Extra Strong Lead (XS) x 3/4" Solder Fit. Cop. Tubing	0.5	-	37.14
○* Q1S-23-Q3S-13-NL	1/2" Dbl. Extra Strong Lead (XXS) x 3/4" Solder Fit. Cop. Tubing or 5/8" Strong Lead (S)	0.9	-	53.61
○ Q2S-23-NL	5/8" Extra Strong Lead (XS) x 3/4" Solder Fit. Cop. Tubing	0.7	-	50.48
○* Q1S-33-Q3S-23-NL	5/8" Dbl. Extra Strong Lead (XXS) x 3/4" Solder Fit. Cop. Tubing or 3/4" Strong Lead (S)	0.7	-	53.11
○ Q2S-33-NL	3/4" Extra Strong Lead (XS) x 3/4" Solder Fit. Cop. Tubing	1.0	-	58.82
○** Q1S-44-AWT-NL	1" Strong Lead (S) x 1" Solder Fit. Cop. Tubing	1.5	-	173.14
○** Q2S-44-AWT-NL	1" Extra Strong Lead (XS) x 1" Solder Fit. Cop. Tubing	2.0	-	123.89
○** Q3S-44-AWT-NL	1" Dbl. Extra Strong Lead (XXS) x 1" Solder Fit. Cop. Tubing	2.0	-	135.33
LEAD PIPE TO LEAD PIPE				
Q2Q2-11-NL (C44-33-NL)	1/2" Extra Strong Lead (XS) x 1/2" Extra Strong Lead (XS)	0.9	14	40.45
* Q1Q1-22-Q3Q3-11-NL	1/2" Dbl. Extra Strong Lead (XXS) x 1/2" Dbl. Extra Strong Lead (XXS) or 5/8" Strong Lead (S)	1.1	12	70.25
Q2Q2-22-NL (C66-33-NL)	5/8" Extra Strong Lead (XS) x 5/8" Extra Strong Lead (XS)	1.2	10	50.48
* Q1Q1-33-Q3Q3-22-NL	5/8" Dbl. Extra Strong Lead (XXS) x 5/8" Dbl. Extra Strong Lead (XXS) or 3/4" Strong Lead (S)	1.2	12	67.92
Q2Q2-33-NL	3/4" Extra Strong Lead (XS) x 3/4" Extra Strong Lead (XS)	1.7	6	83.10
Q3Q3-33-NL	3/4" Dbl. Extra Strong Lead (XXS) x 3/4" Dbl. Extra Strong Lead (XXS)	2.2	4	100.92
Q1Q1-44-NL	1" Strong Lead (S) x 1" Strong Lead (S)	2.8	6	142.03
Q2Q2-44-NL	1" Extra Strong Lead (XS) x 1" Extra Strong Lead (XS)	2.8	6	156.31
Q3Q3-44-NL	1" Dbl. Extra Strong Lead (XXS) x 1" Dbl. Extra Strong Lead (XXS)	2.8	8	165.04
Q2Q2-55-NL (C66-55-NL)	1-1/4" Extra Strong Lead (XS) x 1-1/4" Extra Strong Lead (XS)	3.0	4	142.71
Q2Q2-66-NL (C66-66-IDR7-NL)	1-1/2" Extra Strong Lead (XS) x 1-1/2" Extra Strong Lead (XS)	4.5	5	219.91
LEAD PIPE TO PACK JOINT FOR COPPER OR PLASTIC TUBING (CTS)				
Q24-13-NL (C44-33-NL)	1/2" Extra Strong Lead (XS) x 3/4" Cop. or Plastic Tub. (CTS)	0.9	14	40.45
Q14-22-Q34-12-NL	1/2" Dbl. Extra Strong Lead (XXS) x 5/8" Cop. or Plastic Tub. (CTS) or 5/8" Dbl. Extra Strong Lead (XXS)	1.1	-	73.67
* Q14-23-Q34-13-NL	1/2" Dbl. Extra Strong Lead (XXS) x 3/4" Cop. or Plastic Tub. (CTS) or 5/8" Strong Lead (S)	1.1	12	68.16
◆ Q24-23-NL (C46-33-NL)	5/8" Extra Strong Lead (XS) x 3/4" Cop. or Plastic Tub. (CTS)	1.0	12	48.34
◆ Q24-24-NL (C46-43-NL)	5/8" Extra Strong Lead (XS) x 1" Cop. or Plastic Tub. (CTS)	1.2	10	50.41
Q34-24-NL	5/8 Dbl. Extra Strong Lead (XXS) x 1" Cop. or Plastic Tub. (CTS)	1.2	12	69.41
* Q14-33-Q34-23-NL	5/8" Dbl. Extra Strong Lead (XXS) x 3/4" Cop. or Plastic Tub. (CTS) or 3/4" Strong Lead (S)	1.1	12	74.60
◆ Q24-33-NL	3/4" Extra Strong Lead (XS) x 3/4" Cop. or Plastic Tub. (CTS)	1.3	12	84.64
Q34-33-NL	3/4" Dbl. Extra Strong Lead (XXS) x 3/4" Cop. or Plastic Tub. (CTS)	1.7	6	76.36
Q24-43-NL	1" Extra Strong Lead (XS) x 3/4" Cop. or Plastic Tub. (CTS)	1.7	8	131.21
Q34-43-NL	1" Dbl. Extra Strong Lead (XXS) x 3/4" Cop. or Plastic Tub. (CTS)	1.7	8	127.60
Q14-44-NL	1" Strong Lead (S) x 1" Cop. or Plastic Tub. (CTS)	1.8	6	138.15
Q24-34-NL	3/4" Extra Strong Lead (XS) x 1" Cop. or Plastic Tub. (CTS)	1.3	10	107.12
Q24-44-NL	1" Extra Strong Lead (XS) x 1" Cop. or Plastic Tub. (CTS)	1.8	6	135.09
Q34-44-NL	1" Dbl. Extra Strong Lead (XXS) x 1" Cop. or Plastic Tub. (CTS)	1.8	6	123.89
Q24-56-C46-65-NL	1-1/4" Extra Strong Lead (XS) x 1-1/2" Cop. or Plastic Tub. (CTS)	3.0	4	185.20
Q24-66-C46-66-IDR7-NL	1-1/2" Extra Strong Lead (XS) x 1-1/2" Cop. or Plastic Tub. (CTS)	3.8	6	217.95
Q24-77-NL	2" Extra Strong Lead (XS) x 2" Cop. or Plastic Tub. (CTS)	6.3	3	352.06
LEAD PIPE TO PACK JOINT FOR PE PIPE				
Q26-13-NL (C46-33-NL)	1/2" Extra Strong Lead (XS) x 3/4" PE Pipe P.J.	1.0	12	48.34
Q26-23-NL (C66-33-NL)	5/8" Extra Strong Lead (XS) x 3/4" PE Pipe P.J.	1.2	10	50.48
Q36-23-NL	5/8" Dbl. Extra Strong Lead (XXS) x 3/4" PE Pipe P.J.	1.2	12	64.31
Q36-33-NL	3/4" Dbl. Extra Strong Lead (XXS) x 3/4" PE Pipe P.J.	1.5	-	91.16
Q36-34-NL	3/4" Dbl. Extra Strong Lead (XXS) x 1" PE Pipe P.J.	2.2	-	117.68
Q26-66-NL (C66-66-IDR7-NL)	1-1/2" Extra Strong Lead (XS) x 1-1/2" PE Pipe P.J.	4.5	5	219.91

Grip Joint for CTS (3/4"-2") or PEP (3/4" and 1") can be ordered by inserting "-G" into the catalog number. Example: Q14-23-Q34-13-G-NL

◆ Quick Joint is available. Insert "-Q" into the catalog number. Example: T444-333-Q-NL

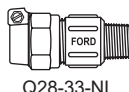
* These items fit two types/sizes of lead pipe as shown in the description. When ordering use complete catalog number.

** These items are not one piece but are two adapter pieces assembled watertight.

Note: Catalog numbers in (parentheses), that are used for other types of pipe and tubing, are identical to their corresponding lead-pak couplings, however, the Grip Joint version of these items are incompatible with lead pipe.

○ Attention: Special solder and procedures are required for best results. Contact factory for details.

LEAD-PAK COUPLINGS (CONTINUED)



CATALOG NUMBER	DESCRIPTION	APPROX. WT. LBS.	STD. PKG. QTY.	LIST PRICE
LEAD PIPE TO MALE IRON PIPE THREAD				
Q28-13-NL (C84-33-NL)	1/2" Extra Strong Lead (XS) x 3/4" Male Iron Pipe Threads	0.6	-	\$ 33.21
* Q18-23-Q38-13-NL	1/2" Dbl. Extra Strong Lead (XXS) or 5/8" Strong Lead (S) x 3/4" Male Iron Pipe Threads	0.7	18	56.54
Q28-23-NL (C86-33-NL)	5/8" Extra Strong Lead (XS) x 3/4" Male Iron Pipe Threads	0.8	-	43.97
* Q18-33-Q38-23-NL	5/8" Dbl. Extra Strong Lead (XXS) or 3/4" Strong Lead (S) x 3/4" Male Iron Pipe Threads	0.8	18	59.62
Q28-33-NL	3/4" Extra Strong Lead (XS) x 3/4" Male Iron Pipe Threads	1.0	14	61.28
Q38-33-NL	3/4" Dbl. Extra Strong Lead (XXS) x 3/4" Male Iron Pipe Threads	1.3	14	71.60
Q18-44-NL	1" Strong Lead (S) x 1" Male Iron Pipe Threads	1.5	8	107.62
Q28-44-NL	1" Extra Strong Lead (XS) x 1" Male Iron Pipe Threads	1.5	8	88.89
Q38-44-NL	1" Dbl. Extra Strong Lead (XXS) x 1" Male Iron Pipe Threads	1.5	8	100.31
Q28-55-NL (C86-55-NL)	1-1/4" Extra Strong Lead (XS) x 1-1/4" Male Iron Pipe Threads	1.7	-	96.85
Q28-66-NL (C86-66-IDR7-NL)	1-1/2" Extra Strong Lead (XS) x 1-1/2" Male Iron Pipe Threads	2.8	-	151.57
Q28-77-NL	2" Extra Strong Lead (XS) x 2" Male Iron Pipe Threads	4.7	5	301.53
LEAD PIPE TO FLARE COPPER				
Q22-13-NL (C24-33-NL)	1/2" Extra Strong Lead (XS) x 3/4" Flare Copper	0.9	-	55.68
* Q12-23-Q32-13-NL	1/2" Dbl. Extra Strong Lead (XXS) or 5/8" Strong Lead (S) x 3/4" Flare Copper	1.1	12	63.67
Q22-23-NL (C26-33-NL)	5/8" Extra Strong Lead (XS) x 3/4" Flare Copper	1.1	-	58.18
Q22-24-NL	5/8" Extra Strong Lead (XS) x 1" Flare Copper	1.6	8	68.26
Q12-33-Q32-23-NL	5/8" Dbl. Extra Strong Lead (XXS) or 3/4" Strong Lead (S) x 3/4" Flare Copper	1.1	12	62.23
Q22-33-NL	3/4" Extra Strong Lead (XS) x 3/4" Flare Copper	1.3	12	73.49
Q32-33-NL	3/4" Dbl. Extra Strong Lead (XXS) x 3/4" Flare Copper	1.6	12	86.70
* Q12-34-Q32-24-NL	5/8" Dbl. Extra Strong Lead (XXS) or 3/4" Strong Lead (S) x 1" Flare Copper	1.7	6	109.01
Q22-34-NL	3/4" Extra Strong Lead (XS) x 1" Flare Copper	1.7	10	105.02
Q12-44-NL	1" Strong Lead (S) x 1" Flare Copper	1.6	5	129.56
Q22-44-NL	1" Extra Strong Lead (XS) x 1" Flare Copper	2.0	5	92.42
Q32-44-NL	1" Dbl. Extra Strong Lead (XXS) x 1" Flare Copper	2.0	5	116.83

Grip Joint for CTS or PEP (3/4" and 1") can be ordered by inserting "-G" into the catalog number. Example: C86-33-G-NL

* These items fit two types/sizes of lead pipe as shown in the description. When ordering, use complete catalog number.

Note: Catalog numbers in (parentheses), that are used for other types of pipe and tubing, are identical to their corresponding Lead-Pak couplings, however, the Grip Joint version of these are incompatible with lead pipe.

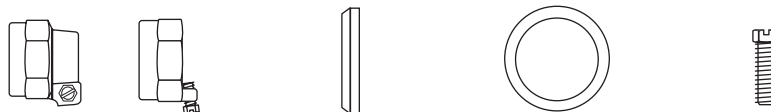
LEAD PIPE DIMENSIONS	
SIZE (I.D.) AND TYPE OF LEAD PIPE	APPROX. AVERAGE O.D.
1/2" Extra Strong	0.876
1/2" Double Extra Strong	1.012
5/8" Strong	1.019
5/8" Extra Strong	1.082
5/8" Double Extra Strong	1.137
3/4" Strong	1.156
3/4" Extra Strong	1.212
3/4" Double Extra Strong	1.336
1" Strong	1.428
1" Extra Strong	1.492
1" Double Extra Strong	1.596
1-1/4" Extra Strong	1.765
1-1/2" Extra Strong	2.076
2" Extra Strong	2.751

NO-CONTACT COUPLINGS (patent 10,371,296)

CATALOG NUMBER	DESCRIPTION	APPROX. WT. LBS.	STD. PKG. QTY.	LIST PRICE
*Q11-33-Q31-23-NC-NL	5/8" dbl. extra strong lead (XXS) or 3/4" strong lead (S) x 3/4" female iron pipe thread	1.2	10	102.51
*Q14-33-Q34-23-NC-NL	5/8" dbl. extra strong lead (XXS) or 3/4" strong lead (S) x 3/4" cop. or plastic tubing (CTS)	1.5	10	120.02
*Q18-33-Q38-23-NC-NL	5/8" dbl. extra strong lead (XXS) or 3/4" strong lead (S) x 3/4" male iron pipe threads	1.2	-	105.03
Q22-33-NC-NL	3/4" extra strong lead (XS) x 3/4" flare copper	1.4	10	118.90
Q22-34-NC-NL	3/4" extra strong lead (XS) x 1" flare copper	1.9	6	150.44
Q24-33-NC-NL	3/4" extra strong lead (XS) x 3/4" cop. or plastic tubing (CTS)	1.3	10	130.05
Q24-34-NC-NL	3/4" extra strong lead (XS) x 1" cop. or plastic tubing (CTS)	1.5	8	152.53
Q28-33-NC-NL	3/4" extra strong lead (XS) x 3/4" male iron pipe threads	1.1	11	106.68
Q21-44-NC-NL	1" extra strong lead (XS) x 1" female iron pipe thread	1.8	-	139.63
Q22-44-NC-NL	1" extra strong lead (XS) x 1" flare copper	2.4	4	137.80
Q24-44-NC-NL	1" extra strong lead (XS) x 1" cop. or plastic tubing (CTS)	1.4	4	180.50
Q28-44-NC-NL	1" extra strong lead (XS) x 1" male iron pipe threads	1.7	7	134.30

*These items fit two types/sizes of lead pipe as shown in the description.

PACK JOINT NUTS AND PARTS



PACK JOINT NUT SIZE AND TYPE	NUT & GASKET ASSEMBLY COMPLETE		BEVELED RUBBER GASKET ONLY		PLASTIC ANTI-FRICTION RING		CLAMP / SET SCREW	
	CATALOG NUMBER	LIST PRICE	CATALOG NUMBER	LIST PRICE	CATALOG NUMBER	LIST PRICE	CATALOG NUMBER	LIST PRICE
COPPER OR PLASTIC TUBING (CTS)								
1/2"	NG-AA4	\$ 8.86	GT-1	\$ 1.43	FR-A	\$ 0.30	CS-A	\$ 0.66
5/8"	NG-B4	11.07	GT-24	1.80	FR-A-5	0.30	CS-A	0.66
3/4"	NG-D4 (bx. qty.50)	9.77	GT-1-5	0.85	FR-A-5	0.30	CS-A	0.66
1"	NG-F4	11.10	GT-5	1.14	FR-D	0.30	CS-A	0.66
1" (Corp/BallCorp)	NG-FF4	14.97	GT-7	1.14	FR-E	0.30	CS-A	0.66
1-1/4"	NG-F6-NG-H4	20.87	GT-10	2.68	FR-F	0.39	CS-A	0.66
1-1/4" (BallCorp)	NG-FF6-NG-HH4	26.78	GT-10-5	3.66	FR-G	0.45	CS-A	0.66
** 1-1/2"	NG-J4	31.58	GT-14	4.86	FR-H	0.57	CS-B	1.32
1-1/2" (BallCorp)	NG-JJ4	47.10	GT-28	5.62	FR-T	0.59	CS-B	1.32
** 2"	NG-K4	44.43	GT-17	3.65	FR-K	0.60	CS-B	1.32
2" (BallCorp)	NG-KKK4	59.72	GT-25	8.60	FR-R	0.86	CS-B	1.32
2-1/2"	NG-L4	75.95	GT-61	4.40	FR-S	0.81	CS-B	1.32
IRON PIPE								
1/2"	NG-A5	8.39	GT-1-5	0.85	FR-A-5	0.30	SS-A	1.27
3/4"	NG-D5	10.46	GT-3	2.08	FR-D	0.30	SS-A	1.27
1"	NG-F5	18.13	GT-9	2.22	FR-F	0.39	SS-C	1.89
1-1/4"	NG-H5	21.50	GT-15	3.18	FR-H	0.57	SS-C	1.89
1-1/2"	NG-J5	34.00	GT-16	3.54	FR-J	0.55	SS-C	1.89
2"	NG-K5	43.02	GT-18	4.07	FR-M	0.66	SS-C	1.89
PE PIPE								
3/4"	NG-D6	12.67	GT-3	2.08	FR-D	0.30	CS-A	0.66
3/4" (Corp/BallCorp)	NG-DD6	16.27	GT-4	3.91	FR-E	0.30	CS-A	0.66
1"	NG-F6-NG-H4	20.87	GT-10	2.68	FR-F	0.39	CS-A	0.66
1" (Corp/BallCorp)	NG-FF6-NG-HH4	26.78	GT-10-5	3.66	FR-G	0.45	CS-A	0.66
1-1/4"	NG-H6	28.75	GT-15-5	2.48	FR-H	0.57	CS-A	0.66
1-1/4" (BallCorp)	NG-HH6	42.24	GT-49	9.12	FR-J	0.55	CS-A	0.66
1-1/2"	NG-JJ6-IDR7	43.80	GT-17	3.65	FR-K	0.60	CS-B	1.32
1-1/2" (BallCorp)	NG-JJ6-IDR7	59.92	GT-25	8.60	FR-R	0.86	CS-B	1.32
2"	NG-KK6-IDR7	57.05	GT-27	5.10	FR-S	0.81	CS-B	1.32
PVC PIPE								
1/2"	NG-A7	9.86	GT-1-5	0.85	FR-A-5	0.30	CS-A	0.66
3/4"	NG-D7	12.67	GT-3	2.08	FR-D	0.30	CS-A	0.66
3/4" (Corp/BallCorp)	NG-DD7	16.27	GT-4	3.91	FR-E	0.30	CS-A	0.66
1"	NG-F7	19.62	GT-9	2.22	FR-F	0.39	CS-A	0.66
1" (Corp/BallCorp)	NG-FF7	26.76	GT-10-5	3.66	FR-G	0.45	CS-A	0.66
1-1/4"	NG-H7	28.60	GT-15	3.18	FR-H	0.57	CS-B	1.32
1-1/4" (BallCorp)	NG-HH7	52.62	GT-48	8.86	FR-J	0.55	CS-B	1.32
* 1-1/2" (BallCorp)	NG-JJ7	44.86	GT-16	3.54	FR-J	0.55	CS-B	1.32
2"	NG-K7	52.26	GT-18	4.07	FR-M	0.66	CS-B	1.32
2" (BallCorp)	NG-KK7	56.28	GT-31	7.66	FR-R	0.86	CS-B	1.32
LEAD PIPE								
1/2" XS	NG-AAX	9.77	GT-1-5	0.85	FR-A-5	0.30	CS-A	0.66
1/2" XXS	NG-AAAX	16.49	GT-3	2.08	FR-D	0.30	CS-A	0.66
5/8" S	NG-BX	16.49	GT-3	2.08	FR-D	0.30	CS-A	0.66
5/8" XS	NG-BBX	16.04	GT-3	2.08	FR-D	0.30	CS-A	0.66
5/8" XXS	NG-BBBX	15.89	GT-5	1.14	FR-D	0.30	CS-A	0.66
3/4" S	NG-DX	15.89	GT-5	1.14	FR-D	0.30	CS-A	0.66
3/4" XS	NG-DDX	21.77	GT-39	2.22	FR-X	0.39	CS-A	0.66
3/4" XXS	NG-DDDX	20.52	GT-10	2.68	FR-F	0.39	CS-A	0.66
1" S	NG-FX	27.09	GT-12	2.58	FR-G	0.45	CS-A	0.66
1"XS	NG-FFX	26.78	GT-12	2.58	FR-G	0.45	CS-A	0.66
1" XXS	NG-FFFX	26.78	GT-13	2.46	FR-G	0.45	CS-A	0.66
1-1/4" S	NG-H7	28.60	GT-15	3.18	FR-H	0.57	CS-B	1.32
1-1/4" XS	NG-HX	29.18	GT-15-5	2.48	FR-H	0.57	CS-A	0.66
1-1/2" XS	NG-JX	53.09	GT-17	3.65	FR-K	0.60	CS-B	1.32
2" XS	NG-KX	91.71	GT-26	9.15	-	-	SS-C	1.89

The price of products, sold less nuts, will be adjusted to reflect additional handling and packaging charges. Call Customer Service for pricing.

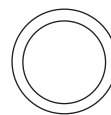
* All 1-1/2" PVC couplings, tees, ells, curb stops and flange valves will use a Ballcorp style Pack Joint nut, NG-JJ7.

** Some tees, ells, curb stops and flange valves require the Ballcorp style Pack Joint nut. See next page for listing of these products.

Products (other than BallCorps) that require BallCorp Pack Joint nuts or Grip Joint nuts

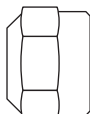
CATALOG NUMBER	PACK JOINT NUT NUMBER	GRIP JOINT NUT NUMBER
FV43-666W-NL	NG-JJJ4	GJCN4-6
FV43-777W-NL	NG-KKK4	GJCN4-7
L44-77-NL	NG-K4	
T444-777-NL		
All 1-1/2" PVC	NG-JJ7	-

GRIP JOINT NUTS AND PARTS



GRIP JOINT NUT SIZE AND TYPE	NUT, GASKET AND GRIPPER ASSEMBLY COMPLETE		BEVELED RUBBER GASKET ONLY		NYLON WASHER		GRIPPER RING ONLY	
	CATALOG NUMBER	PRICE	CATALOG NUMBER	PRICE	CATALOG NUMBER	PRICE	CATALOG NUMBER	PRICE
COPPER OR PLASTIC TUBING (CTS)								
3/4"	GJN4-3 (bx. qty. 72)	\$ 12.63	GT-1-5	\$ 0.85	FG-AAT	\$ 0.45	GJNGR4-3	\$ 2.91
1"	GJN4-4	17.30	GT-5	1.14	FG-FFT	0.57	GJNGR4-4	3.04
1" (Corp/BallCorp)	GJCN4-4	20.62	GT-7	1.14	FG-GG	1.11	GJNGR4-4	3.04
1-1/4"	GJN6-4-GJN4-5	26.76	GT-10	2.68	FG-HH	1.43	GJNGR6-4	4.01
1-1/4" (BallCorp)	GJCN4-5	28.92	GT-10-5	3.66	FG-JJ	1.43	GJNGR6-4	4.01
1-1/2"	GJN4-6	36.95	GT-14	4.86	FG-RR	2.05	GJNGR4-6	6.29
1-1/2" (BallCorp)	GJCN4-6	50.31	GT-28	5.62	FG-SS	2.05	GJNGR4-6	6.29
2"	GJN4-7	51.09	GT-17	3.65	FG-TT	2.09	GJNGR4-7	7.72
2" (BallCorp)	GJCN4-7	60.91	GT-25	8.60	FG-VV	4.61	GJNGR4-7	7.72
PE PIPE								
3/4"	GJN6-3	17.61	GT-3	2.08	FG-FF	0.57	GJNGR6-3	3.04
3/4" (Corp/BallCorp)	GJCN6-3	18.12	GT-4	3.91	FG-GG	1.11	GJNGR6-3	3.04
1"	GJN6-4-GJN4-5	26.76	GT-10	2.68	FG-HH	1.43	GJNGR6-4	4.01
1" (Corp/BallCorp)	GJCN6-4	28.92	GT-10-5	3.66	FG-JJ	1.43	GJNGR6-4	4.01

QUICK JOINT NUTS AND GASKETS



QUICK JOINT NUT SIZE AND TYPE	NUT, GASKET & GRIPPER ASSEMBLY COMPLETE		GASKET AND GRIPPER RING ASSEMBLY	
	CATALOG NUMBER	PRICE	CATALOG NUMBER	PRICE
COPPER OR PLASTIC TUBING (CTS)				
1/2"	QJN4-1	\$ 20.44	QJNGA4-1	\$ 10.15
5/8"	QJN4-2	10.75	QJNGA4-2	4.86
3/4"	QJN4-3	14.97	QJNGA4-3	5.82
1"	QJN4-4	18.36	QJNGA4-4	6.99
1-1/4"	QJN4-5	30.08	QJNGA4-5	9.25
1-1/2"	QJN4-6	39.17	QJNGA4-6	14.91
2"	QJN4-7	54.14	QJNGA4-7	20.53
PE PIPE				
3/4"	QJN6-3	22.79	QJNGA6-3	6.74
1"	QJN6-4	30.08	QJNGA6-4	9.25

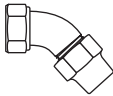
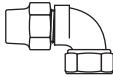
The price of products, sold less nuts, will be adjusted to reflect additional handling and packaging charges. Call Customer Service for pricing.



FLARE COPPER COUPLINGS

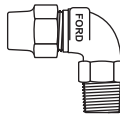
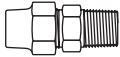
FLARE COPPER TO FEMALE IRON PIPE THREAD

CATALOG NUMBER	DESCRIPTION		APPROX. WT. LBS.	STD. PKG. QTY.	LIST PRICE
	FLARE COPPER	FEM. IRON PIPE			
STRAIGHT COUPLINGS					
C21-11-NL	1/2"	1/2"	0.4	50	\$ 15.41
C21-31-NL	3/4"	1/2"	0.6	25	25.46
C21-23-NL	5/8"	3/4"	0.5	25	26.62
C21-33-NL	3/4"	3/4"	0.7	20	29.16
C21-34-NL	3/4"	1"	0.8	20	38.14
C21-35-NL	3/4"	1-1/4"	0.9	15	45.33
C21-43-NL	1"	3/4"	1.0	20	40.14
C21-44-NL	1"	1"	1.1	12	44.59
C21-45-NL	1"	1-1/4"	1.2	12	55.25
C21-46-NL	1"	1-1/2"	1.6	10	71.56
C21-55-NL	1-1/4"	1-1/4"	1.7	8	83.94
C21-66-NL	1-1/2"	1-1/2"	2.5	4	119.75
C21-67-NL	1-1/2"	2"	3.4	4	152.17
C21-77-NL	2"	2"	4.6	3	227.16
C21-78-NL	2"	2-1/2"	6.1	-	310.82
ELL COUPLINGS					
L21-33-NL	3/4"	3/4"	1.0	16	35.45
L21-44-NL	1"	1"	1.9	8	58.42
L21-66-NL	1-1/2"	1-1/2"	2.7	4	188.79
L21-77-NL	2"	2"	6.3	1	314.61
EIGHTH BEND COUPLINGS					
LA21-33-NL	3/4"	3/4"	0.8	18	40.57
LA21-44-NL	1"	1"	1.4	10	67.73



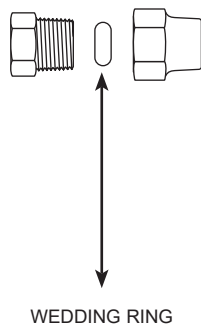
FLARE COPPER TO MALE IRON PIPE THREAD

CATALOG NUMBER	DESCRIPTION		APPROX. WT. LBS.	STD. PKG. QTY.	LIST PRICE
	FLARE COPPER	MALE IRON PIPE			
STRAIGHT COUPLINGS					
C28-11-NL	1/2"	1/2"	0.4	50	\$ 19.42
C28-13-NL	1/2"	3/4"	0.5	36	23.24
C28-21-NL	5/8"	1/2"	0.5	-	26.91
C28-23-NL	5/8"	3/4"	0.6	30	26.91
C28-31-NL	3/4"	1/2"	0.6	25	28.83
C28-33-NL	3/4"	3/4"	0.7	20	29.55
C28-34-NL	3/4"	1"	0.7	20	33.99
C28-43-NL	1"	3/4"	1.0	15	45.04
C28-44-NL	1"	1"	1.1	10	42.19
C28-54-NL	1-1/4"	1"	1.4	8	66.62
C28-55-NL	1-1/4"	1-1/4"	1.6	6	84.13
C28-65-NL	1-1/2"	1-1/4"	2.9	4	125.92
C28-66-NL	1-1/2"	1-1/2"	2.9	4	130.12
C28-77-NL	2"	2"	5.0	-	238.78
ELL COUPLINGS					
L28-11-NL	1/2"	1/2"	0.5	-	29.84
L28-33-NL	3/4"	3/4"	0.8	16	31.66
* L28-34-AWT-NL	3/4"	1"	1.0	-	46.76
L28-43-NL	1"	3/4"	1.1	12	44.33
L28-44-NL	1"	1"	1.3	8	52.52
L28-66-NL	1-1/2"	1-1/2"	2.9	3	188.07
L28-77-NL	2"	2"	5.3	1	320.63



*This item is not one piece but is two adapter pieces assembled watertight.

FLARE COPPER TO FLARE COPPER (2 PART) COUPLINGS (SUPPLIED WITH WEDDING RING)

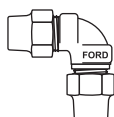
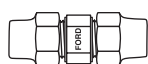


CATALOG NUMBER	DESCRIPTION		APPROX. WT. LBS.	STD. PKG. QTY.	LIST PRICE
	FLARE COPPER	FLARE COPPER			
STRAIGHT COUPLINGS					
CS22-33-NL	3/4"	3/4"	0.6	25	\$ 32.91
CS22-44-NL	1"	1"	0.9	15	50.85
CS22-55-NL	1-1/4"	1-1/4"	0.9	10	92.40
CS22-66-NL	1-1/2"	1-1/2"	4.0	6	134.18
CS22-77-NL	2"	2"	6.7	3	237.16

WEDDING RING ONLY (FOR 2 PART COUPLINGS)

CATALOG NUMBER	STYLE AND COUPLING APPLICATION	APPROX. WT. LBS.	STD. PKG. QTY.	LIST PRICE
WR-3-NL	3/4" for CS22-33-NL	0.1	450	\$ 6.38
WR-4-NL	1" for CS22-44-NL	0.1	250	7.40
WR-5-NL	1-1/4" for CS22-55-NL	0.1	100	9.21
WR-6-NL	1-1/2" for CS22-66-NL	1.4	85	11.75
WR-7-NL	2" for CS22-77-NL	2.2	40	22.48


FLARE COPPER TO FLARE COPPER (3 PART) COUPLINGS



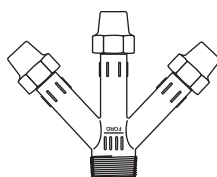
CATALOG NUMBER	DESCRIPTION		APPROX. WT. LBS.	STD. PKG. QTY.	LIST PRICE
	FLARE COPPER	FLARE COPPER			
STRAIGHT COUPLINGS					
C22-11-NL	1/2"	1/2"	0.6	30	\$ 24.42
C22-12-NL	1/2"	5/8"	0.7	-	32.33
C22-13-NL	1/2"	3/4"	0.8	20	32.13
C22-22-NL	5/8"	5/8"	0.8	-	36.57
C22-23-NL	5/8"	3/4"	1.0	15	39.72
C22-33-NL	3/4"	3/4"	1.0	14	37.34
C22-34-NL	3/4"	1"	1.3	12	55.25
C22-44-NL	1"	1"	1.9	6	65.33
C22-55-NL	1-1/4"	1-1/4"	2.7	4	134.04
C22-66-NL	1-1/2"	1-1/2"	4.5	7	196.16
C22-77-NL	2"	2"	8.4	1	320.01
ELL COUPLINGS					
L22-33-NL	3/4"	3/4"	1.0	14	39.75
L22-34-NL	3/4"	1"	1.4	10	57.19
L22-44-NL	1"	1"	1.8	8	66.27
L22-66-NL	1-1/2"	1-1/2"	4.8	2	278.96
L22-77-NL	2"	2"	8.5	2	384.46

FLARE "Y" BRANCH CONNECTIONS

(PACK JOINT "Y" BRANCH CONNECTIONS ARE LISTED ON PAGE J-13)



Y22-247-NL



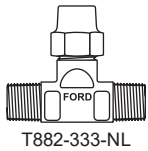
Y28-347-NL

CATALOG NUMBER	DESCRIPTION		APPROX. WT. LBS.	STD. PKG. QTY.	LIST PRICE
	MULTI-BRANCH END	SINGLE BRANCH END			
TWO BRANCH CONNECTIONS					
Y21-246-NL	Two 1" Flare Cop Conns.	x 1-1/2" Female Iron Pipe	2.7	2	\$ 212.07
Y21-247-NL	Two 1" Flare Cop Conns.	x 2" Female Iron Pipe	4.1	2	256.16
Y22-243-NL	Two 3/4" Flare Cop Conns.	x 1" Flare Copper	1.8	5	80.60
Y22-246-NL	Two 1" Flare Cop Conns.	x 1-1/2" Flare Copper	4.4	2	230.60
Y22-247-NL	Two 1" Flare Cop Conns.	x 2" Flare Copper	6.0	4	295.33
Y28-234-NL	Two 3/4" Flare Cop Conns.	x 1" Male Iron Pipe	1.3	8	72.14
Y28-246-NL	Two 1" Flare Cop Conns.	x 1-1/2" Male Iron Pipe	2.7	4	196.86
Y28-247-NL	Two 1" Flare Cop Conns.	x 2" Male Iron Pipe	2.7	2	189.56
Y88-247-NL	Two 1" Male Iron Pipe	x 2" Male Iron Pipe	1.7	4	167.80
THREE BRANCH CONNECTIONS					
Y21-347-NL	Three 1" Flare Cop Conns.	x 2" Female Iron Pipe	5.7	5	342.40
Y22-346-NL	Three 1" Flare Cop Conns.	x 1-1/2" Flare Copper	6.8	5	415.45
Y22-347-NL	Three 1" Flare Cop Conns.	x 2" Flare Copper	8.6	5	515.01
Y28-346-NL	Three 1" Flare Cop Conns.	x 1-1/2" Male Iron Pipe	5.3	4	344.99
Y28-347-NL	Three 1" Flare Cop Conns.	x 2" Male Iron Pipe	5.1	5	330.97

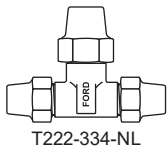
J

SERVICE TEES

(PACK JOINT TEES ARE LISTED ON PAGES J-12 & J-13)



T882-333-NL

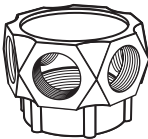


T222-334-NL

CATALOG NUMBER	DESCRIPTION		APPROX. WT. LBS.	STD. PKG. QTY.	LIST PRICE	
	BOTH ENDS (RUN)	X				OUTLET SIDE
T111-333-NL	3/4" Female Iron Pipe	x	3/4" Female Iron Pipe	0.6	-	\$ 40.70
T111-444-NL	1" Female Iron Pipe	x	1" Female Iron Pipe	2.0	9	58.02
T181-333-NL	3/4" FIP to 3/4" MIP	x	3/4" Female Iron Pipe	0.6	-	40.70
T181-664-NL	1-1/2" FIP to 1-1/2" MIP	x	1" Female Iron Pipe	2.0	-	114.72
T181-774-NL	2" FIP to 2" MIP	x	1" Female Iron Pipe	2.2	4	130.84
T222-113-NL	1/2" Flare Copper	x	3/4" Flare Copper	1.1	-	55.83
T222-333-NL	3/4" Flare Copper	x	3/4" Flare Copper	1.5	8	70.02
T222-334-NL	3/4" Flare Copper	x	1" Flare Copper	1.8	5	83.79
T222-443-NL	1" Flare Copper	x	3/4" Flare Copper	2.1	6	94.26
T222-444-NL	1" Flare Copper	x	1" Flare Copper	2.5	4	117.60
T222-445-NL	1" Flare Copper	x	1-1/4" Flare Copper	3.6	-	139.20
T222-664-NL	1-1/2" Flare Copper	x	1" Flare Copper	5.4	5	276.16
T222-666-NL	1-1/2" Flare Copper	x	1-1/2" Flare Copper	7.1	4	307.05
* T222-774-AWT-NL	2" Flare Copper	x	1" Flare Copper	14.1	2	704.86
T222-777-NL	2" Flare Copper	x	2" Flare Copper	12.6	3	576.06
T228-333-NL	3/4" Flare Copper	x	3/4" Male Iron Pipe	1.2	8	63.92
T228-334-NL	3/4" Flare Copper	x	1" Male Iron Pipe	1.3	-	69.82
T228-444-NL	1" Flare Copper	x	1" Male Iron Pipe	2.3	5	103.22
T282-333-NL	3/4" Fl. Cop. to 3/4" MIP	x	3/4" Flare Copper	1.2	-	56.20
T282-334-NL	3/4" Fl. Cop. to 3/4" MIP	x	1" Flare Copper	1.8	-	72.82
T282-444-NL	1" Fl. Cop. to 1" MIP	x	1" Flare Copper	2.4	-	101.56
T882-333-NL	3/4" Male Iron Pipe	x	3/4" Flare Copper	0.9	-	53.13
T882-334-NL	3/4" Male Iron Pipe	x	1" Flare Copper	1.2	10	70.02
T882-444-NL	1" Male Iron Pipe	x	1" Flare Copper	1.6	-	97.29
T888-333-NL	3/4" Male Iron Pipe	x	3/4" Male Iron Pipe	0.6	20	40.70
T888-334-NL	3/4" Male Iron Pipe	x	1" Male Iron Pipe	0.7	10	49.30
T888-444-NL	1" Male Iron Pipe	x	1" Male Iron Pipe	0.9	10	63.69
T888-445-NL	1" Male Iron Pipe	x	1-1/4" Male Iron Pipe	1.0	9	70.80
T888-777-NL	2" Male Iron Pipe	x	2" Male Iron Pipe	3.9	-	277.85

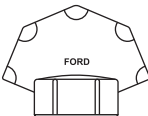
* This item is manufactured from two castings assembled watertight.

MULTI-SERVICE TEE



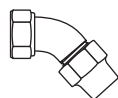
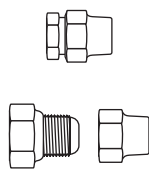
CATALOG NUMBER	DESCRIPTION		APPROX. WT. LBS.	STD. PKG. QTY.	LIST PRICE	
	SINGLE INLET	X				MULTI-OUTLET
T11-663-NL	1-1/2" Female Iron Pipe	x	Six 3/4" Female Iron Pipe	1.6	5	\$ 122.02
T11-674-NL	2" Female Iron Pipe	x	Six 1" Female Iron Pipe	2.9	4	142.17

MULTI-SERVICE "Y"



CATALOG NUMBER	DESCRIPTION		APPROX. WT. LBS.	STD. PKG. QTY.	LIST PRICE	
	SINGLE INLET	X				MULTI-OUTLET
Y11-474-NL	2" Female Iron Pipe	x	Four 1" Female Iron Pipe	3.2	3	\$ 163.27

**ADAPTERS FOR FLARE COPPER CONNECTIONS
(REPLACES COPPER FLARE NUT)**



CATALOG NUMBER	DESCRIPTION		APPROX. WT. LBS.	STD. PKG. QTY.	LIST PRICE
COPPER TUBE NUTS WITH MALE IRON PIPE THREADS					
C08-33-NL	3/4" Female Copper Thread	x 3/4" Male Iron Pipe	0.3	40	\$ 19.06
C08-43-NL	1" Female Copper Thread	x 3/4" Male Iron Pipe	0.6	20	34.47
C08-44-NL	1" Female Copper Thread	x 1" Male Iron Pipe	0.7	20	33.39
C08-45-NL	1" Female Copper Thread	x 1-1/4" Male Iron Pipe	0.8	14	82.77
C08-66-NL	1-1/2" Female Copper Thread	x 1-1/2" Male Iron Pipe	1.5	6	72.43
C08-77-NL	2" Female Copper Thread	x 2" Male Iron Pipe	2.6	3	123.14
COPPER TUBE NUTS WITH FEMALE IRON PIPE THREAD CONNECTIONS					
C01-11-NL	1/2" Female Copper Thread	x 1/2" Female Iron Pipe	0.4	42	20.54
C01-13-NL	1/2" Female Copper Thread	x 3/4" Female Iron Pipe	0.4	44	24.14
C01-33-NL	3/4" Female Copper Thread	x 3/4" Female Iron Pipe	0.4	40	24.14
C01-34-NL	3/4" Female Copper Thread	x 1" Female Iron Pipe	0.7	25	40.39
C01-43-NL	1" Female Copper Thread	x 3/4" Female Iron Pipe	0.7	15	47.54
C01-44-NL	1" Female Copper Thread	x 1" Female Iron Pipe	0.8	15	40.77
C01-55-NL	1-1/4" Female Copper Thread	x 1-1/4" Female Iron Pipe	1.0	10	63.63
C01-65-NL	1-1/2" Female Copper Thread	x 1-1/4" Female Iron Pipe	1.7	6	100.00
C01-66-NL	1-1/2" Female Copper Thread	x 1-1/2" Female Iron Pipe	1.4	8	86.70
C01-67-NL	1-1/2" Female Copper Thread	x 2" Female Iron Pipe	1.5	5	98.60
C01-75-NL	2" Female Copper Thread	x 1-1/4" Female Iron Pipe	3.1	-	176.88
C01-77-NL	2" Female Copper Thread	x 2" Female Iron Pipe	2.6	3	148.66
PIGGY BACK NUTS AND INCREASERS					
C02-23-NL	5/8" Female Copper Thread	x 3/4" Flare Copper	0.7	25	33.68
C02-31-NL	3/4" Female Copper Thread	x 1/2" Flare Copper	0.5	30	24.66
C02-32-NL	3/4" Female Copper Thread	x 5/8" Flare Copper	0.6	25	28.84
C02-33-NL	3/4" Female Copper Thread	x 3/4" Flare Copper	0.7	20	46.56
C02-34-NL	3/4" Female Copper Thread	x 1" Flare Copper (with nut)	1.0	15	44.69
C02-43-NL	1" Female Copper Thread	x 3/4" Flare Copper	1.0	15	44.26
C02-44-NL	1" Female Copper Thread	x 1" Flare Copper	1.3	12	63.87
C02-45-NL	1" Female Copper Thread	x 1-1/4" Flare Copper	1.7	9	95.97
C02-54-NL	1-1/4" Female Copper Thread	x 1" Flare Copper	1.4	10	79.13
C02-64-NL	1-1/2" Female Copper Thread	x 1" Flare Copper	1.9	5	134.04
C02-65-NL	1-1/2" Female Copper Thread	x 1-1/4" Flare Copper	2.4	8	155.14
C02-74-NL	2" Female Copper Thread	x 1" Flare Copper	3.0	3	190.32
C02-75-NL	2" Female Copper Thread	x 1-1/4" Flare Copper	3.8	4	230.99
C02-76-NL	2" Female Copper Thread	x 1-1/2" Flare Copper	4.2	2	250.14
ELL COUPLINGS					
L02-33-NL	3/4" Female Copper Thread	x 3/4" Flare Copper	1.0	15	43.93
L02-33S-NL	3/4" Female Copper Thread Swivel	x 3/4" Flare Copper	1.1	14	58.62
L02-44-NL	1" Female Copper Thread	x 1" Flare Copper	1.6	8	69.97
L02-44S-NL	1" Female Copper Thread Swivel	x 1" Flare Copper	1.6	8	82.77
L02-66-NL	1-1/2" Female Copper Thread	x 1-1/2" Flare Copper	3.5	2	221.67
L02-66S-NL	1-1/2" Female Copper Thread Swivel	x 1-1/2" Flare Copper	4.6	2	242.30
L02-77-NL	2" Female Copper Thread	x 2" Flare Copper	7.0	1	414.97
L02-77S-NL	2" Female Copper Thread Swivel	x 2" Flare Copper	8.0	1	424.56
EIGHTH BEND COUPLINGS					
LA02-33-NL	3/4" Female Copper Thread	x 3/4" Flare Copper	0.7	18	41.16
LA02-33S-NL	3/4" Female Copper Thread Swivel	x 3/4" Flare Copper	1.0	18	52.84
LA02-44-NL	1" Female Copper Thread	x 1" Flare Copper	1.3	10	60.61
LA02-44S-NL	1" Female Copper Thread Swivel	x 1" Flare Copper	1.5	10	72.08
LA02-66-NL	1-1/2" Female Copper Thread	x 1-1/2" Flare Copper	3.4	2	191.92
LA02-66S-NL	1-1/2" Female Copper Thread Swivel	x 1-1/2" Flare Copper	4.3	2	326.49
LA02-77-NL	2" Female Copper Thread	x 2" Flare Copper	6.4	3	354.50
LA02-77S-NL	2" Female Copper Thread Swivel	x 2" Flare Copper	7.7	1	462.17

Note: Copper gaskets are included with 3/4"-2" female copper thread sizes.

"Less Nut" can be ordered by inserting "-LN" into the catalog number. Example: C02-44-LN-NL

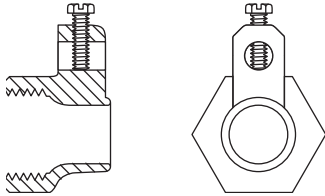


COPPER TUBE NUTS FOR FLARE CONNECTIONS



CATALOG NUMBER	SIZE	APPROX. WT. LBS.	STD. PKG. QTY.	LIST PRICE
CTN-1	1/2"	0.2	-	\$ 5.00
CTN-2	5/8"	0.2	-	7.88
CTN-3	3/4"	0.3	40	8.21
CTN-4	1"	0.5	16	13.59
CTN-5	1-1/4"	0.7	10	21.82
CTN-6	1-1/2"	1.2	7	37.95
CTN-7	2"	2.2	3	70.73

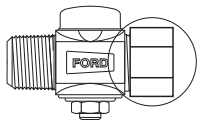
THAW WIRE COPPER TUBE NUTS FOR FLARE COPPER CONNECTIONS



These nuts have a lug attachment for connecting an electric thawing wire.

CATALOG NUMBER	SIZE	APPROX. WT. LBS.	STD. PKG. QTY.	LIST PRICE
CTN-3-THW	3/4"	0.4	35	\$ 21.53
CTN-4-THW	1"	0.7	15	26.90

BRASS END CAPS - TO CAP OFF A CORPORATION STOP OR LIST COUPLING

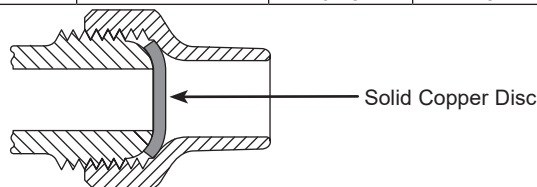


CATALOG NUMBER	VALVE SIZE	TYPE OF CORPORATION STOPS/COUPLINGS	APPROX. WT. LBS.	STD. PKG. QTY.	LIST PRICE
CAP-24-3-NL	3/4"	Flare Copper Corp & CTS Compression Corps	0.3	72	\$ 53.09
CAP-2-4-NL	1"	Flare Copper Corp & CTS Compression Corps - Also fits 3/4" PEP Corp & 3/4" PVC Corp	0.5	32	85.85
CAP-4-4-NL	1"	CTS Pack Joint Coupling & CTS Grip Joint Coupling	0.6	32	85.85
CAP-2-5-NL	1-1/4"	Flare Copper Corp & CTS Compression Corp (excluding Quick Joint) - Also fits 1" PEP Corp & 1" PVC Corp	0.7	24	99.19
CAP-4-5-Q-NL	1-1/4"	CTS Quick Joint Corp	0.8	34	99.19
CAP-4-5-NL	1-1/4"	CTS Pack Joint Corp & CTS Grip Joint Coupling - Also fits 1" PEP Cplg	0.9	24	99.19
CAP-2-6-NL	1-1/2"	Flare Copper Corp, CTS Compression Corp (excluding Quick Joint) & PVC Coupling	1.0	20	127.62
CAP-4-6-Q-NL	1-1/2"	CTS Quick Joint Corp	1.0	18	127.62
CAP-2-7-NL	2"	Flare Copper Corp, CTS Compression Corp (excluding Quick Joint) & PVC Corp - Also fits 2-1/2" CTS Pack & Grip Cplg and 1-1/2" and 2" Corp	1.6	9	167.98
CAP-4-7-Q-NL	2"	CTS Quick Joint Corp	1.7	12	167.98
CAP-4-7-NL	2"	CTS Pack Joint Coupling & CTS Grip Joint Coupling - Also fits 1-1/2" PEP Pack Joint (IDR7) Coupling	2.5	12	167.98

SOLID COPPER DISCS TO PLUG SERVICE AT FLARE COPPER CONNECTIONS



CATALOG NUMBER	SIZE	APPROX. WT. LBS.	STD. PKG. QTY.	LIST PRICE
DISC-2	5/8"	0.01	100	\$ 3.74
DISC-3	3/4"	0.04	100	3.08
DISC-4	1"	0.06	100	4.07
DISC-5	1-1/4"	0.07	25	6.07
DISC-6	1-1/2"	0.09	25	10.06
DISC-7	2"	0.18	25	11.17

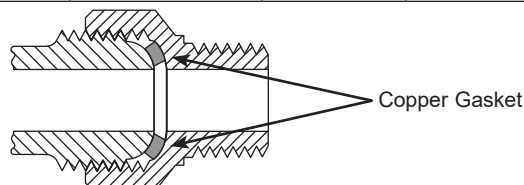


J

COPPER GASKETS FOR FLARE COPPER CONNECTIONS (for adapters that replace flare copper tube nut)

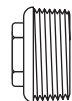


CATALOG NUMBER	SIZE	APPROX. WT. LBS.	STD. PKG. QTY.	LIST PRICE
SLC-3	3/4"	0.01	100	\$ 2.78
SLC-4	1"	0.02	100	3.94
SLC-5	1-1/4"	0.03	-	4.48
SLC-6	1-1/2"	0.04	-	6.35
SLC-7	2"	0.08	-	8.02



BRASS BUSHINGS*


C18-34-NL



C18-37-NL

CATALOG NUMBER	DESCRIPTION		APPROX. WT. LBS.	STD. PKG. QTY.	LIST PRICE
C18-13-NL	1/2" Female Iron Pipe	x 3/4" Male Iron Pipe	0.1	100	\$ 8.29
C18-14-NL	1/2" Female Iron Pipe	x 1" Male Iron Pipe	0.3	60	13.07
C18-31-NL	3/4" Female Iron Pipe	x 1/2" Male Iron Pipe	0.4	30	10.30
C18-34-NL	3/4" Female Iron Pipe	x 1" Male Iron Pipe	0.3	60	10.30
C18-35-NL	3/4" Female Iron Pipe	x 1-1/4" Male Iron Pipe	0.4	35	24.66
C18-36-NL	3/4" Female Iron Pipe	x 1-1/2" Male Iron Pipe	0.9	20	41.70
C18-37-NL	3/4" Female Iron Pipe	x 2" Male Iron Pipe	0.7	16	43.46
C18-43-NL	1" Female Iron Pipe	x 3/4" Male Iron Pipe	0.3	40	18.96
C18-45-NL	1" Female Iron Pipe	x 1-1/4" Male Iron Pipe	0.4	35	19.85
C18-46-NL	1" Female Iron Pipe	x 1-1/2" Male Iron Pipe	0.7	20	41.70
C18-47-NL	1" Female Iron Pipe	x 2" Male Iron Pipe	0.7	16	40.25
C18-54-NL	1-1/4" Female Iron Pipe	x 1" Male Iron Pipe	0.6	14	37.96
C18-56-NL	1-1/4" Female Iron Pipe	x 1-1/2" Male Iron Pipe	0.7	20	28.74
C18-57-NL	1-1/4" Female Iron Pipe	x 2" Male Iron Pipe	1.1	10	70.95
C18-67-NL	1-1/2" Female Iron Pipe	x 2" Male Iron Pipe	0.8	15	40.14
C18-76-NL	2" Female Iron Pipe	x 1-1/2" Male Iron Pipe	1.7	6	123.66
C18-78-NL	2" Female Iron Pipe	x 2-1/2" Male Iron Pipe	1.4	6	64.39

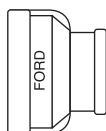
* Also commonly referred to as a coupling (increasing or decreasing) for waterworks applications.

BRASS COUPLINGS SIZE-ON-SIZE WITH TRACER WIRE TERMINAL

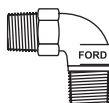
CATALOG NUMBER	DESCRIPTION		APPROX. WT. LBS.	STD. PKG. QTY.	LIST PRICE
C18-33-TW-NL	3/4" Female Iron Pipe	x 3/4" Female Iron Pipe	0.5	-	\$ 28.90
C18-44-TW-NL	1" Female Iron Pipe	x 1" Female Iron Pipe	0.6	-	47.88

BRASS UNIONS

CATALOG NUMBER	DESCRIPTION		APPROX. WT. LBS.	STD. PKG. QTY.	LIST PRICE
UNION-3-NL	3/4" Female Iron Pipe	x 3/4" Female Iron Pipe	0.8	25	\$ 46.78
UNION-4-NL	1" Female Iron Pipe	x 1" Female Iron Pipe	1.0	12	85.83

COUPLINGS AND REDUCING COUPLINGS

CATALOG NUMBER	DESCRIPTION		APPROX. WT. LBS.	STD. PKG. QTY.	LIST PRICE
C11-33-NL	3/4" Female Iron Pipe	x 3/4" Female Iron Pipe	0.4	28	\$ 23.44
C11-43-NL	1" Female Iron Pipe	x 3/4" Female Iron Pipe	0.4	24	26.59
C11-44-NL	1" Female Iron Pipe	x 1" Female Iron Pipe	0.5	1	29.75
C11-54-NL	1-1/4" Female Iron Pipe	x 1" Female Iron Pipe	0.6	20	29.75
C11-64-NL	1-1/2" Female Iron Pipe	x 1" Female Iron Pipe	0.7	15	42.43
C11-66-NL	1-1/2" Female Iron Pipe	x 1-1/2" Female Iron Pipe	0.8	9	56.24
C11-74-NL	2" Female Iron Pipe	x 1" Female Iron Pipe	1.5	8	86.81
C11-75-NL	2" Female Iron Pipe	x 1-1/4" Female Iron Pipe	1.5	8	72.61
C88-45-NL	1-1/4" Male Iron Pipe	x 1" Male Iron Pipe	0.6	24	48.03

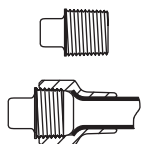
ELL COUPLINGS

CATALOG NUMBER	DESCRIPTION		APPROX. WT. LBS.	STD. PKG. QTY.	LIST PRICE
L18-33-NL	3/4" Female Iron Pipe	x 3/4" Male Iron Pipe	0.5	18	\$ 25.61
L18-44-NL	1" Female Iron Pipe	x 1" Male Iron Pipe	0.9	12	67.92
L18-76S-NL	2" Female Iron Pipe (swivel nut)	x 1-1/2" Male Iron Pipe	3.2	4	177.51
L18-87S-NL	2-1/2" Female Iron Pipe (swivel nut)	x 2" Male Iron Pipe	4.0	2	344.56
L88-33-NL	3/4" Male Iron Pipe	x 3/4" Male Iron Pipe	0.5	30	24.75
L88-77-NL	2" Male Iron Pipe	x 2" Male Iron Pipe	2.4	4	213.01

EIGHTH BEND COUPLINGS

CATALOG NUMBER	DESCRIPTION		APPROX. WT. LBS.	STD. PKG. QTY.	LIST PRICE
LA81-44-NL	1" Male Iron Pipe	x 1" Female Iron Pipe	0.9	15	\$ 61.73

BRASS SERVICE PLUGS



CATALOG NUMBER	DESCRIPTION		APPROX. WT. LBS.	STD. PKG. QTY.	LIST PRICE
Pipe Plugs					
CSP-3-I-NL	3/4" Male Iron Pipe Thread	x Square Wrench Head	0.2	100	\$ 16.00
CSP-4-I-NL	1" Male Iron Pipe Thread	x Square Wrench Head	0.4	50	25.52
CSP-6-I-NL	1-1/2" Male Iron Pipe Thread	x Square Wrench Head	0.4	-	58.89
Flare Copper Service Plugs					
CSP-3-NL	Male Cop. Thrd. for 3/4" CTN	x Square Wrench Head	0.2	50	16.46
CSP-4-NL	Male Cop. Thrd. for 1" CTN	x Square Wrench Head	0.4	35	26.38

*** STRAIGHT RIBBED INSERT FITTINGS FOR (SIDR7) PE PLASTIC PIPE**

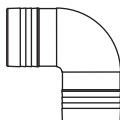


CATALOG NUMBER	DESCRIPTION		APPROX. WT. LBS.	STD. PKG. QTY.	LIST PRICE
BOTH ENDS RIBBED INSERT FOR PE PIPE					
PTP-1-NL	3/4" PE Pipe	x 3/4" PE Pipe	0.3	60	\$ 22.51
PTP-21-NL	3/4" PE Pipe	x 1" PE Pipe	0.4	40	31.18
PTP-2-NL	1" PE Pipe	x 1" PE Pipe	0.4	35	30.05
PTP-3-NL	1-1/4" PE Pipe	x 1-1/4" PE Pipe	0.5	25	40.08
PTP-32-NL	1-1/4" PE Pipe	x 1" PE Pipe	0.5	25	42.43
PTP-4-NL	1-1/2" PE Pipe	x 1-1/2" PE Pipe	0.8	12	59.07
PTP-5-NL	2" PE Pipe	x 2" PE Pipe	1.1	9	74.18
FEMALE COPPER THREAD TO RIBBED INSERT FOR PE PIPE					
PTC-1-NL	3/4" Female Cop. Thrd.	x 3/4" PE Pipe	0.3	25	22.81
PTC-21-NL	3/4" Female Cop. Thrd.	x 1" PE Pipe	0.4	25	24.95
PTC-2-NL	1" Female Cop. Thrd.	x 1" PE Pipe	0.7	20	41.05
PTC-4-NL	1-1/2" Female Cop. Thrd.	x 1-1/2" PE Pipe	1.4	8	89.73
PTC-5-NL	2" Female Cop. Thrd.	x 2" PE Pipe	2.5	3	153.81
MALE IRON PIPE THREAD TO RIBBED INSERT FOR PE PIPE					
PTM-1-NL	3/4" Male Iron Pipe	x 3/4" PE Pipe	0.3	45	18.76
PTM-21-NL	3/4" Male Iron Pipe	x 1" PE Pipe	0.4	36	26.17
PTM-2-NL	1" Male Iron Pipe	x 1" PE Pipe	0.5	25	30.76
PTM-3-NL	1-1/4" Male Iron Pipe	x 1-1/4" PE Pipe	0.8	18	51.06
PTM-4-NL	1-1/2" Male Iron Pipe	x 1-1/2" PE Pipe	1.0	12	49.60
PTM-5-NL	2" Male Iron Pipe	x 2" PE Pipe	1.1	8	52.51
FEMALE IRON PIPE THREAD TO RIBBED INSERT FOR PE PIPE					
PTF-1-NL	3/4" Female Iron Pipe	x 3/4" PE Pipe	0.5	30	28.04
PTF-21-NL	3/4" Female Iron Pipe	x 1" PE Pipe	0.5	25	29.62
PTF-2-NL	1" Female Iron Pipe	x 1" PE Pipe	0.6	25	31.27
SOLDER SOCKET FOR COPPER TO RIBBED INSERT FOR PE PIPE					
○ PTSS-1-NL	3/4" Solder Socket for Cop.	x 3/4" PE Pipe	0.3	-	25.29
○ PTSS-2-NL	1" Solder Socket for Cop.	x 1" PE Pipe	0.5	25	30.36
○ PTSS-3-NL	1-1/4" Solder Socket for Cop.	x 1-1/4" PE Pipe	0.8	-	50.70
SOLDER NOSE FOR COPPER TO RIBBED INSERT FOR PE PIPE					
○ PTS-1-NL	3/4" Solder Nose for Cop.	x 3/4" PE Pipe	0.2	80	21.92
○ PTS-2-NL	1" Solder Nose for Cop.	x 1" PE Pipe	0.3	50	26.95
○ PTS-3-NL	1-1/4" Solder Nose for Cop.	x 1-1/4" PE Pipe	0.8	-	52.56

○ **Attention:** Special solder and procedures are required for best results. Contact factory or see website for installation instructions.

* For use, specifically, with stainless steel screw-type clamps.

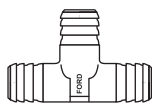
*** ELL RIBBED INSERT FITTINGS FOR (SIDR7) PE PLASTIC PIPE**



CATALOG NUMBER	DESCRIPTION		APPROX. WT. LBS.	STD. PKG. QTY.	LIST PRICE
BOTH ENDS RIBBED INSERT FOR PE PIPE					
PTPL-4-NL	1-1/2" PE Pipe	x 1-1/2" PE Pipe	1.0	6	\$ 75.28
PTPL-5-NL	2" PE Pipe	x 2" PE Pipe	1.5	6	116.40

* For use, specifically, with stainless steel screw-type clamps.

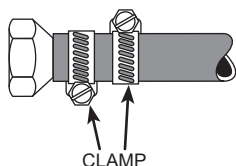
*** SERVICE TEE RIBBED INSERT FITTING FOR 1" (SIDR7) PE PLASTIC PIPE**



CATALOG NUMBER	DESCRIPTION	APPROX. WT. LBS.	STD. PKG. QTY.	LIST PRICE
PTPT-2-NL	1" PE Pipe x 1" PE Pipe x 1" PE Pipe	0.7	18	\$ 70.37

* For use, specifically, with stainless steel screw-type clamps.

STAINLESS STEEL SCREW-TYPE CLAMPS FOR PE (SIDR7) PLASTIC PIPE



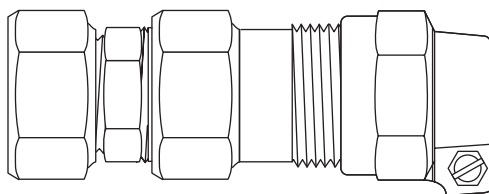
CATALOG NUMBER	DESCRIPTION	APPROX. WT. LBS.	STD. PKG. QTY.	LIST PRICE
CLAMP-16	For 3/4" PE Pipe	0.05	100	\$ 6.69
CLAMP-20	For 1" PE Pipe	0.05	75	6.69
CLAMP-24	For 1-1/4" PE Pipe	0.05	70	6.69
CLAMP-32	For 1-1/2" PE Pipe	0.06	40	6.69
CLAMP-40	For 2" PE Pipe	0.07	35	6.69

FLARE NUTS FOR (SIDR7) PE PIPE (REPLACES COPPER FLARE NUT)



CATALOG NUMBER	DESCRIPTION	APPROX. WT. LBS.	STD. PKG. QTY.	LIST PRICE
FPN-3	For 3/4" PE Pipe	0.4	35	\$ 17.75
FPN-4	For 1" PE Pipe	0.7	-	27.80

SERVICE INSULATOR COUPLINGS



CATALOG NUMBER	DESCRIPTION	COMPONENTS	LIST PRICE
SI-C02-33-AWT-NL	3/4" Female Copper Thread x 3/4" Flare Copper	C08-33-NL/DB-34/C21-34-NL AWT	\$ 79.50
◆ SI-C04-44-AWT-NL	1" Female Copper Thread x 1" Pack Joint (CTS)	C08-44-NL/DB-45/C14-54-NL AWT	109.86
◆ SI-C04-66-AWT-NL	1-1/2" Female Copper Thread x 1-1/2" Pack Joint (CTS)	C08-66-NL/DB-67/C14-76-NL AWT	261.23
◆ SI-C04-77-AWT-NL	2" Female Copper Thread x 2" Pack Joint (CTS)	C08-77-NL/DB-78/C14-87-NL AWT	428.87
SI-C22-33-AWT-NL	3/4" Flare Copper x 3/4" Flare Copper	C21-34-NL/DB-34/C28-33-NL AWT	88.08
SI-C22-44-AWT-NL	1" Flare Copper x 1" Flare Copper	C21-45-NL/DB-45/C28-44-NL AWT	124.61
◆ SI-C44-33-AWT-NL	3/4" Pack Joint (CTS) x 3/4" Pack Joint (CTS)	C14-43-NL/DB-34/C84-33-NL AWT	95.12
◆ SI-C44-44-AWT-NL	1" Pack Joint (CTS) x 1" Pack Joint (CTS)	C84-44-NL/DB-45/PJA4-44-C14-54-NL AWT	115.81
◆ SI-C44-55-AWT-NL	1-1/4" Pack Joint (CTS) x 1-1/4" Pack Joint (CTS)	C84-55-NL/DB-56/C21-66-LN-NL/C01-65-NL/C84-55-NL AWT	381.15
SI-C44-66-AWT-NL	1-1/2" Pack Joint (CTS) x 1-1/2" Pack Joint (CTS)	C84-66-NL/DB-67/C14-76-NL AWT	289.00
SI-C44-77-AWT-NL	2" Pack Joint (CTS) x 2" Pack Joint (CTS)	C84-77-NL/DB-78/C14-87-NL AWT	447.32
SI-C44-77-AWT-Q-NL	2" Quick Joint (CTS) x 2" Quick Joint (CTS)	C84-77-Q-NL/DB-78/C14-87-Q-NL AWT	447.32
SI-C77-44-AWT-NL	1" Pack Joint (PVC) x 1" Pack Joint (PVC)	C17-54-NL/DB45/C87-44-NL AWT	155.27

Note: These products are manufactured from components assembled watertight.

Grip Joint for CTS is available. Insert "-G" into the catalog number. Example: SI-C04-44-AWT-G-NL

◆ Quick Joint is available. Insert "-Q" into the catalog number. Example: SI-C04-44-AWT-Q-NL