

ES

—

LEXUS 2018



Modern elegance.

Exceptional craftsmanship.

Class-leading safety technology.¹

Because uncompromising refinement
means nothing if it doesn't lead to
the experience of something greater.

The 2018 Lexus ES.



Experience Amazing





ES 350

268-horsepower 3.5-liter V6, selectable driving modes, and a stylish interior featuring contrast stitching, class-leading rear-seat legroom² and an available panorama glass roof.



ES 300h

Hybrid with 40-MPG combined fuel-economy estimate,³ selectable driving modes with dynamic tachometer and Hybrid System Indicator, rear spoiler and concealed exhaust outlets. Exclusive 17-inch split-five-spoke alloy wheels.⁴

ES shown in Nebula Gray Pearl (left), ESh shown in Eminent White Pearl (right) // Options shown



ES shown in Atomic Silver with Parchment leather and Matte Honey Bamboo interior trim // Options shown



ES shown in Eminent White Pearl // Options shown



ES shown in Eminent White Pearl // Options shown





In addition to refined surroundings, the accommodating rear seats offer generous headroom and class-leading legroom.²

ES shown with Flaxen leather and Linear Dark Mocha wood interior trim // Options shown



ES shown in Atomic Silver // Options shown



Every facet of the 2018 Lexus ES and ES Hybrid has been crafted to leave an impression. Engaging curves, a unique LED headlamp design and new available 17-inch alloy wheels⁴ with Dark Graphite finish add to the sleek and sculptural details that easily set ES apart. While an available panorama glass roof⁵ offers a seamless appearance on the outside and additional natural light inside.

CAPTIVATING STYLE

—
Design that turns heads
from every angle.



ES shown in Silver Lining Metallic // Options shown

Options shown



CONTEMPORARY SOPHISTICATION

From the sculptural style of the aggressive front fascia to the eye-catching design of the LED taillamps, the ES pairs dynamic styling with modern luxury. With available 18-inch wheels,⁴ signature LED daytime running lights and world-class craftsmanship throughout, the ES is as unparalleled as it is unforgettable.

ESh shown in Eminent White Pearl // Options shown

UNPARALLELED REFINEMENT

*An innovative approach for
a more sustainable design.*

In the ES Hybrid, luxury goes beyond, as unconventional materials bring greater sustainability to the interior. For example, our NuLuxe trim manufacturing process generates fewer CO₂ and VOC emissions than that for leather upholstery. And available sustainable Matte Honey Bamboo accents include steering-wheel trim that's bowed from a single piece and sanded by hand, for a level of craftsmanship that's second to none.




ES shown with Parchment NuLuxe and Matte Honey Bamboo interior trim // Options shown



EXQUISITE DETAILS CRAFTED WITH PRECISION

Where unconventional processes and world-class materials combine.

Elegant craftsmanship can be seen in every unique ES detail. Like available Espresso Bird's-Eye Maple accents that are individually hand-selected for consistency throughout the cabin. Taking refined comfort to the next level, you'll appreciate available embossed stitching on semi-aniline leather-trimmed seating. Then define your own personal climate with available heated and ventilated seats, while the expansive available panorama glass roof⁵ offers an open-air experience, providing more than 800 square inches of skylight.



It's a difference you'll feel with the touch of every surface. The stitching of the sculpted dash is a handcrafted work of art that only a select group of skilled artisans have been qualified to create. The intense four-week training involves the challenge of sewing thousands of perfect stitches, and being able to fold an origami cat in under 90 seconds with the nondominant hand.



Options shown



Complementing its luxurious interior, a variety of driver-inspired innovations await. Accessed through an intuitive Remote Touch⁶ interface, the available 15-speaker, 835-watt Mark Levinson[®] Premium Surround Sound Audio System⁷ was developed specifically for the interior of the ES, and features patented, proprietary Clari-Fi™ technology that restores audio quality from compressed music, resulting in crisp, clear, dynamic sound from any source. This, combined with technology designed to create an expansive “sweet spot” of audio, envelops every passenger in three-dimensional sound that rivals the finest home audio systems.

INSPIRED TECHNOLOGY

Our most technologically advanced ES ever.



ES shown with Flaxen leather and Linear Dark Mocha wood interior trim // Options shown

PEACE OF MIND, STANDARD

Introducing Lexus Safety System+, an integrated suite of class-leading standard active safety equipment.¹⁸

PRE-COLLISION SYSTEM WITH PEDESTRIAN DETECTION

This system⁹ is engineered to detect obstacles in the path of your Lexus under certain conditions. Should it detect a pedestrian¹⁰ or determine a frontal collision is imminent, it's designed to automatically prepare Brake Assist¹¹ for increased brake force, and in some cases can even automatically brake the vehicle to a stop.

LANE DEPARTURE ALERT WITH STEERING ASSIST

This system¹² utilizes a camera to monitor visible lane markings. If an inadvertent lane departure, or potential departure due to swaying, is detected at speeds above 32 mph, the system is designed to warn you so that you can steer back into the lane, and can even take corrective measures to help keep you within your visibly marked lane.

HIGH-SPEED DYNAMIC RADAR CRUISE CONTROL

This system¹³ uses radar and camera technology to help you maintain a preset speed and following distance from the vehicle ahead. If you get closer than the preset distance, the throttle is automatically reduced and the brakes may be applied. As soon as the road ahead clears, your Lexus returns to its preset speed.

INTELLIGENT HIGH-BEAM HEADLAMPS

To help provide greater visibility for you as well as other drivers, intelligent high-beam headlamps¹⁴ offer added illumination to help keep you focused on the road. When the road ahead is clear, the system defaults to high-beam mode, then temporarily switches to low beams when it senses the headlamps or taillamps of vehicles ahead.



LEXUS SAFETY SYSTEM +

ES shown in Matador Red Mica // Options shown



CONNECTIVITY AT YOUR FINGERTIPS

LEXUS ENFORM

Available Lexus Enform¹⁵ elevates connected technology and provides concierge-level convenience. From emergency assistance and a live response center agent to the ability to start your engine remotely and access smartphone apps with ease, our premium suite of connected technology offers peace of mind with every drive.

3D NAVIGATION

Use Remote Touch⁶ or your voice to access the available Navigation System.¹⁶ This system can map millions of points of interest across the country and can display information in English, French or Spanish. And, in addition to offering up-to-date traffic and weather information, 3D city views, and simulated views of approaching highway junctions, it displays the current speed limit and can automatically identify nearby gas stations if you begin to run low on fuel.

SIRI® EYES FREE

The innovative Siri Eyes Free¹⁷ connects with your compatible iPhone,¹⁸ enabling you to access email, send text messages and more. The Siri feature can also search your portable music collection and use the results to create customized playlists.

SUBSCRIPTION-FREE TRAFFIC AND WEATHER

To help you arrive sooner, Lexus provides an industry-first subscription-free Traffic and Weather service via standard HD Radio.¹⁹ This feature offers up-to-date information on road congestion and changing weather conditions on the main display.

SCOUT® GPS LINK

An intelligent alternative to available Navigation,¹⁶ Scout® GPS Link^{15,20} uses a smartphone app to offer turn-by-turn directions via the multimedia display. Separate from Lexus Enform¹⁵ services and subscription-free, the standard Scout® GPS Link provides drivers with real-time traffic info, personalized commute times, automatic traffic avoidance and more.

BLUETOOTH® TECHNOLOGY

In addition to easily transferring phone numbers to your vehicle, and placing and ending calls with the touch of a button, Bluetooth²¹ audio technology offers the convenience of accessing and controlling your compatible device's entire music library and even streaming audio from apps like Pandora²²—all while your device remains in your pocket or purse.



DELIVERY AND TECHNOLOGY SPECIALISTS

To help you get the most out of these and other Lexus features, a Vehicle Delivery Specialist will walk you through nearly every setting and function you desire. And to answer questions that arise after delivery, a Vehicle Technology Specialist can offer expert guidance in person or without you ever leaving the driveway via camera-enabled apps like FaceTime.²³ Learn more about these complimentary services at lexus.com/specialists.

Options shown



Options shown

REFINED EXHILARATION

Two elevated expressions
of performance.




The striking design of the ES is only one way it leaves an impression. With a 29-MPG highway estimate,³ the 268-horsepower 3.5-liter V6 in the dynamic ES 350 offers efficiency and power. While the ES Hybrid sets itself apart with a stunning 40-MPG combined estimate.³ The lightweight, meticulously engineered body and superior aerodynamics of the ES result in a smooth ride that's as engaging as it is refined.



HYBRID DRIVE

Remarkably efficient 40-MPG combined estimate.³

With impeccable refinement all around, the ES Hybrid offers the best of all worlds. With features like an aerodynamic rear spoiler, extended rear valance with concealed exhaust outlets, and exclusive 17-inch split-five-spoke alloy wheels.⁴ It also has better estimated city fuel-economy than most subcompact cars²⁴ and has earned the prestigious SULEV emission status.



ESh shown in Eminent White Pearl // Options shown



ES shown in Atomic Silver // Options shown

PERFORMANCE *WITHOUT COMPROMISE*

DRIVE MODE SELECT

Whether you're craving more performance or prefer to cruise in world-class comfort, innovative Drive Mode Select can adapt to suit your mood. From the added steering and throttle responsiveness of Sport mode to the optimized efficiency of ECO and, in certain conditions, the all-electric EV (Hybrid only) modes,²⁵ it's just one of many features that make the ES perfect for every occasion.

ATHLETIC HANDLING

Command the corners with high-tensile steel and lightweight aluminum components that help provide a strong foundation, while a fine-tuned suspension sharpens handling. Opposite-wound front coil springs help straight-line control, as available 18-inch alloy wheels⁴ offer enhanced stability.

AERODYNAMIC DESIGN

The brilliant design of the ES contributes to a remarkably low coefficient of drag for a quiet ride. Beyond reduced noise and vibration, the aerodynamic shape of the ES also helps optimize fuel efficiency. Combined with its unique structural design, the result is a ride both inviting and refined.

ES 350

268
HORSEPOWER

V6
ENGINE

3.5 L
DISPLACEMENT

FWD
STANDARD

6-SPEED
ELECTRONICALLY CONTROLLED
AUTOMATIC TRANSMISSION

7.1
0-60 MPH (SEC)²⁶

20/29/23
CTY / HWY / CMB
ESTIMATED MPG³

ES 300h

200
TOTAL SYSTEM
HORSEPOWER

IN-
LINE 4
ATKINSON-CYCLE ENGINE
+ LEXUS HYBRID DRIVE

2.5 L
DISPLACEMENT

FWD
STANDARD

ECVT
ELECTRONICALLY CONTROLLED
CONTINUOUSLY VARIABLE
TRANSMISSION

8.1
0-60 MPH (SEC)²⁶

39/40/40
CTY / HWY / CMB
ESTIMATED MPG³

STANDARD ON EVERY ES

SmartAccess^{27,28} with push-button Start/Stop

Drive Mode Select

Power moonroof

Lexus Display⁶ Audio with 8.0-inch color multimedia display and Scout[®] GPS Link^{15,20} with MapStream[™] and TurnStream[™]

Lexus eight-speaker Premium Sound System

Voice command

Backup camera²⁹

HD Radio¹⁹ with iTunes^{®30} tagging

Bluetooth²¹ and USB smartphone connectivity

Color LCD multi-information display with Meter Link

Dual-zone climate control with interior air filters, smog sensor and automatic recirculation mode

Perforated NuLuxe interior trim

10-way power-adjustable front seats

Lexus Safety System+⁸ (Pre-Collision System⁹ with Pedestrian Detection,¹⁰ High-Speed Dynamic Radar Cruise Control,¹³ Lane Departure Alert¹² with Steering Assist, intelligent high-beam headlamps¹⁴)

Unsurpassed 10 standard airbags³¹

LED headlamps and taillamps

LED daytime running lights

Rain-sensing windshield wipers with de-icer

Stainless-steel front and rear door scuff plates

Vehicle Stability Control (VSC)³²

Subscription-free Traffic and Weather updates via HD Radio¹⁹

Lexus Enform Safety Connect³³ and Service Connect³⁴ Complimentary for the first 10 years of ownership.

Lexus Enform Remote.³⁵ Complimentary for the first year of ownership.



INDIVIDUAL OPTIONS

Heated and ventilated front seats

A Wood- and leather-trimmed steering wheel

Heated wood- and leather-trimmed steering wheel

Intuitive Parking Assist³⁶

Panorama glass roof (ES 350)

Power rear sunshade

Blind Spot Monitor³⁷ with Rear Cross-Traffic Alert³⁸

Power open/close trunk

Twin projector Bi-LED headlamps

OVERALL LENGTH 193.3 IN / WHEELBASE 111.0 IN / WIDTH 71.7 IN (MIRRORS FOLDED) / HEIGHT 57.1 IN

DIMENSIONS



"Highest in Customer Satisfaction with Dealer Service among Luxury Brands"³⁹

-J.D. POWER



NAVIGATION PACKAGE

Remote Touch⁶

- A Navigation System¹⁶ with color multimedia display and Lexus Enform App Suite¹⁵

Lexus Enform Destination Assist.¹⁵ Complimentary for the first year of ownership.

NAVIGATION/MARK LEVINSON AUDIO PACKAGE

Includes Navigation Package, plus:

- B Mark Levinson 15-speaker, 835-watt Premium Surround Sound Audio System with Clari-Fi technology

PREMIUM PACKAGE (ES 300h)

Espresso Bird's-Eye Maple, Matte Honey Bamboo or Linear Dark Mocha wood interior trim

Power tilt-and-telescopic steering wheel

Lexus Memory System for driver's seat, outside mirrors and steering wheel

Remote keyless entry-linked memory

PREMIER PACKAGE (ES 350)

Includes Premium Package, plus:

17-in split-10-spoke alloy wheels⁴ with Dark Graphite finish

Heated and ventilated front seats



LUXURY PACKAGE

Includes Premium Package, plus:

Embossed-stitch perforated leather-trimmed interior

Wood-trimmed console

Heated and ventilated front seats

ULTRA LUXURY PACKAGE

Includes Premium and Luxury Packages, plus:

Embossed-stitch perforated semi-aniline leather interior trim

Power rear sunshade with manual rear-door sunshades

- C Panorama glass roof (ES 350)

Driver's-seat power cushion extender

Ambient interior lighting

Lexus Memory System for front passenger's seat

ACCESSORIES

REAR SPOILER



Enhances the bold, aerodynamic presence of your vehicle.

- D ILLUMINATED DOOR SILLS

Illuminated door sills include a protective, stainless-steel overlay.

BODY-SIDE MOLDINGS

With a high-quality body-color finish, these help protect from scratches and dents.



WHEELS



17-in

Split-10-spoke alloy wheels⁴
with high-gloss finish
STANDARD ES



17-in

Split-10-spoke alloy wheels⁴
with Dark Graphite and machined finish
AVAILABLE ES



17-in

Split-10-spoke alloy wheels⁴
with Dark Graphite finish
AVAILABLE ES



18-in

Split-10-spoke alloy wheels⁴
with high-gloss finish
AVAILABLE ES



17-in

Split-five-spoke alloy wheels⁴
with machined finish
STANDARD ESh



ESh shown in Caviar // Options shown

COLOR, MATERIAL & FINISH



BLACK NULUXE	●	■	●	■	●	■
BLACK LEATHER	●	■	●	■	●	■
PARCHMENT NULUXE	●	■	●	■	●	■
PARCHMENT LEATHER	●	■	●	■	●	■
STRATUS GRAY NULUXE	●	■	●	■	●	■
STRATUS GRAY LEATHER	●	■	●	■	●	■
FLAXEN NULUXE	●	■	●	■	●	■
FLAXEN LEATHER	●	■	●	■	●	■
NOBLE BROWN NULUXE	●	■	●	■	●	■

INTERIOR & TRIM



EMINENT WHITE PEARL	●	■	●	■	●	■	●	■	●	■
SILVER LINING METALLIC	●	■	●	■	●	■	●	■	●	■
CAVIAR	●	■	●	■	●	■	●	■	●	■
NEBULA GRAY PEARL	●	■	●	■	●	■	●	■	●	■
SATIN CASHMERE METALLIC	●	■	●	■	●	■	●	■	●	■
OBSIDIAN	●	■	●	■	●	■	●	■	●	■
ATOMIC SILVER	●	■	●	■	●	■	●	■	●	■
MATADOR RED MICA	●	■	●	■	●	■	●	■	●	■
AUTUMN SHIMMER	●	■	●	■	●	■	●	■	●	■
NIGHTFALL MICA	●	■	●	■	●	■	●	■	●	■

EXTERIOR

ES ●
ESh ■

ES 350

268
HORSEPOWER

V6
ENGINE

ES 300h

200
TOTAL SYSTEM
HORSEPOWER

IN-
LINE 4
ATKINSON-CYCLE ENGINE
+ LEXUS HYBRID DRIVE

WARRANTY Four-year/50,000-mile Lexus Limited Warranty, Six-year/70,000-mile Powertrain Warranty, Six-year/unlimited-mileage Corrosion Perforation Warranty, Eight-year/100,000-mile Hybrid System Warranty. All warranties with zero deductible. See the *ES Warranty and Services Guide* at your Lexus dealer for details.

DISCLOSURES **1.** Based on manufacturers' website data May 2017. **2.** Based on manufacturers' published data. **3.** Preliminary mileage estimates determined by Lexus. EPA mileage estimates not available at time of publishing. Actual mileage will vary. **4.** 17- or 18-in performance tires are expected to experience greater tire wear than conventional tires. Tire life may be substantially less than 20,000 miles (17-in) or 15,000 miles (18-in), depending upon driving conditions. **5.** Panorama glass roof available only on ES 350. **6.** Be sure to obey traffic regulations and maintain awareness of road and traffic conditions. **7.** Mark Levinson® is a registered trademark of Harman International Industries, Inc. **8.** Drivers are responsible for their own safe driving. Always pay attention to your surroundings and drive safely. Depending on the conditions of roads, weather and the vehicle, the system(s) may not work as intended. See *Owner's Manual* for additional limitations and details. **9.** The Lexus Safety System+ Pre-Collision System is designed to help avoid or reduce the crash speed and damage in certain frontal collisions only. It is not a substitute for safe and attentive driving. System effectiveness is dependent on road, weather and vehicle conditions. See *Owner's Manual* for additional limitations and details. **10.** The Pedestrian Detection System is designed to detect a pedestrian ahead of the vehicle, determine if impact is imminent and help reduce impact speed. It is not a substitute for safe and attentive driving. System effectiveness depends on many factors, such as speed, size and position of pedestrians and weather, light and road conditions. See *Owner's Manual* for additional limitations and details. **11.** Brake Assist is designed to help the driver take full advantage of the benefits of ABS. It is not a substitute for safe driving practices. Braking effectiveness also depends on proper vehicle maintenance, tire and road conditions. See *Owner's Manual* for additional limitations and details. **12.** Lane Departure Alert with Steering Assist is designed to read lane markers under certain conditions. It provides a visual and audible alert and slight steering force when lane departure is detected. It is not a collision-avoidance system or a substitute for safe and attentive driving. Effectiveness is dependent on road, weather and vehicle conditions. See *Owner's Manual* for additional limitations and details. **13.** Dynamic Radar Cruise Control is designed to assist the driver and is not a substitute for safe and attentive driving practices. System effectiveness is dependent on road, weather and traffic conditions. See *Owner's Manual* for additional limitations and details. **14.** Intelligent high beams operate at speeds above 25 mph. Factors such as a dirty windshield, weather, lighting and terrain limit effectiveness, requiring driver to manually operate the high beams. See *Owner's Manual* for additional limitations and details. **15.** Be sure to obey traffic regulations and maintain awareness of road and traffic conditions at all times. Apps/services vary by phone/carrier; functionality depends on many factors. Select apps use large amounts of data; you are responsible for charges. Apps & services subject to change. See lexus.com/enform for details. **16.** Be sure to obey traffic regulations and maintain awareness of road and traffic conditions at all times. Availability & accuracy of the information provided by the Navigation System is dependent upon many factors. Use common sense when relying on information provided. Services & programming subject to change. Services not available in every city or roadway. Updates may be available from your dealer at an additional cost. See *Owner's Manual* for details. **17.** Always drive safely, obey traffic laws & focus on the road while driving. Siri® is available on select iPhone/iPad models & requires Internet access. Siri® is not available in all languages or all areas & features vary by area. Some Siri® functionality & commands are not accessible in the vehicle. Data charges may apply. See Apple.com & phone carrier for details. Siri® is a registered trademark of Apple Inc. **18.** iPhone® and iPad® are registered trademarks of Apple Inc. All rights reserved. **19.** Be sure to obey traffic regulations and maintain awareness of road and traffic conditions at all times. HD Radio™ Technology manufactured under license from iBiquity Digital Corporation U.S. and Foreign Patents. HD Radio™ and the HD, HD Radio, and "Arc" logos are proprietary trademarks of iBiquity Digital Corp. **20.** Availability & accuracy of the information provided by Scout® GPS Link is dependent upon many factors. Use common sense when relying on information provided. Services & programming subject to change. Services not available in every city or roadway. See lexus.com/enform for details. Scout® is a registered trademark of Telenav, Inc. **21.** Concentrating on the road should always be your first priority while driving. Do not use the hands-free phone system if it will distract you. **22.** Bluetooth® word mark and logos are registered trademarks owned by Bluetooth SIG, Inc. and any use of such marks by Lexus is under license. A compatible Bluetooth-enabled phone must first be paired. Phone performance depends on software, coverage & carrier. **23.** PANDORA®, the PANDORA® logo, and the Pandora trade dress are trademarks or registered trademarks of Pandora Media, Inc., used with permission. **24.** FaceTime® is a registered trademark of Apple Inc. All rights reserved. **25.** Based on 2017 EPA-estimated MPG, Subcompact segment. **26.** CAUTION! When driving a hybrid vehicle, pay special attention to the area around the vehicle. Because there is little vehicle noise in EV mode, pedestrians, people riding bicycles or other people and vehicles in the area may not be aware of the vehicle starting off or approaching them, so take extra care while driving. EV mode works under certain conditions at low speeds. See *Owner's Manual* for details. **27.** Performance figures are for comparison only and were obtained with prototype vehicles by professional drivers using special safety equipment and procedures. Do not attempt. **28.** The SmartAccess system may interfere with some pacemakers or cardiac defibrillators. If you have one of these medical devices, please talk to your doctor to see if you should deactivate this system. **29.** The engine immobilizer is a state-of-the-art anti-theft system. When you insert your key into the ignition switch or bring a SmartAccess fob into the vehicle, the key transmits an electronic code to the vehicle. The engine will only start if the code in the transponder chip inside the key/fob matches the code in the vehicle's immobilizer. Because the transponder chip is embedded in the key/fob, it can be costly to replace. If you lose a key or fob, your Lexus dealer can help. Alternatively, you can find a qualified independent locksmith to perform high-security key services by consulting your local Yellow Pages or by contacting www.aloa.org. **30.** The backup camera does not provide a comprehensive view of the rear area of the vehicle. You should also look around outside your vehicle and use your mirrors to confirm rearward clearance. Environmental conditions may limit effectiveness and view may become obscured. See *Owner's Manual* for additional limitations and details. **31.** iTunes® and iPod® are registered trademarks of Apple Inc. All rights reserved. **32.** All the airbag systems are Supplemental Restraint Systems. All airbags (if installed) are designed to inflate only under certain conditions and in certain types of severe collisions. To decrease the risk of injury from an inflating airbag, always wear seatbelts and sit upright in the middle of the seat as far back as possible. Do not put objects in front of an airbag or around the seatback. Do not use a rearward-facing child seat in any front passenger seat. See *Owner's Manual* for further information & warnings. **33.** Vehicle Stability Control (VSC) is an electronic system designed to help the driver maintain vehicle control under adverse conditions. It is not a substitute for safe and attentive driving practices. Factors including speed, road conditions, weather and driver steering input can all affect whether VSC will be effective in preventing a loss of control. See *Owner's Manual* for additional limitations and details. **34.** Contact with the response center may not be available in all areas. Service Agreements required. A variety of subscription terms available; charges will vary. **35.** Information provided is based on the last time data was collected from the vehicle and may not be up to date. System functionality depends on vehicle connectivity. **36.** Use only if aware of circumstances surrounding the vehicle, and it is legal & safe to do so (e.g., car uncovered in open area, no people or pets in or nearby). If vehicle has not been driven for over a week, services will not be available until next time vehicle is started. Functionality depends on many factors, such as vehicle and smartphone connectivity. See usage precautions, service limitations & *Owner's Manual*. Data charges may apply. Registration, app download are required. Must have an active Safety Connect subscription. Annual fee required after 1-year trial. **37.** Intuitive Parking Assist (IPA) is designed to assist drivers in avoiding potential collisions at speeds of 9 mph or less. Certain vehicle and environmental factors, including an object's shape and composition, may affect the ability of the IPA to detect it. Always look around outside the vehicle and use mirrors to confirm clearance. See *Owner's Manual* for additional limitations and details. **38.** Do not rely exclusively on the Blind Spot Monitor. Always look over your shoulder and use your turn signal. There are limitations to the function, detection and range of the monitor. See *Owner's Manual* for additional limitations and details. **39.** Do not rely exclusively on the Rear Cross-Traffic Alert system. Always look over your shoulder and use your mirrors to confirm rear clearance. There are limitations to the function, detection and range of the system. See *Owner's Manual* for additional limitations and details. **40.** Lexus received the highest numerical score among 12 luxury brands in the J.D. Power 2017 U.S. Customer Service Index (CSI) Study, based on 70,342 total responses, measuring customer satisfaction with dealer and non-dealer service during the first 3 years of ownership, surveyed October-December 2016. Your experiences may vary. Visit jdpower.com.

Lexus strives to build vehicles to match customer interest, and thus they typically are built with popular options and option packages. Not all options/packages are available separately, and some may not be available in all regions of the country. See lexus.com for information about options/packages commonly available in your area. If you would prefer a vehicle without any or with different options, contact your dealer to check for current availability or the possibility of placing a special order. Specifications, features, equipment, technical data, performance figures, options, and color and trim are based upon information available at time of printing, are subject to change without notice, and are for mainland U.S.A. vehicles only. Some vehicles shown with available equipment. See your Lexus dealer for details. Lexus reminds you to wear seatbelts, secure children in rear seat, obey all traffic laws and drive responsibly. For more information, call 800-USA-LEXUS (872-5398) or visit lexus.com. To learn more about your financing options, contact your Lexus dealer or call Lexus Financial Services at 800-874-7050.

