

PAJERO




love that car



THE LEGEND CONTINUES.

Mitsubishi Pajero's high quality features, ultimate performance and revolutionary technology have made it a legend since 1983. With all the elegance and luxury you desire, its aggressive nature has been tested to triumph over and over in the most gruelling conditions in the Dakar Rally. Whatever you put in front of Pajero, it will prevail. Comfortable and inviting, tough and reliable, Pajero will give you the confidence to go anywhere your heart and spirit desires. This is not just an SUV, it's a way of life.

READ ON, YOUR VERY OWN PAJERO AWAITS.





Front cover and above image: Exceed model shown.



COMFORTABLE, CONNECTED AND ALL-CONQUERING.

Pajero's luxurious interior is a far cry from the terrain it is designed to conquer. No matter how far from civilisation you take the Pajero, it will take you in style and comfort, with the latest technology at your fingertips.

- + Smartphone Link Display Audio (SDA)[#] - Pajero's Smartphone Link Display Audio (SDA) technology is a true extension of your smartphone via Android Auto^{™1} or Apple CarPlay². Connected to Pajero's 7" touchscreen, you can access your phone's compatible apps and get directions, make calls, send and receive messages and listen to music. To ensure safety while you drive, the primary call and music streaming functions can be controlled by voice command or by steering wheel controls, so your eyes stay focused on the road ahead.
- + Pajero Exceed's Rockford Acoustic Design[™] premium sound system* will turn your cabin into a concert hall. This system delivers an impressive 860 watts, with 12 surround-sound speakers and an integrated 10-inch subwoofer. It has HDMI and two USB inputs along with AM/FM/DAB radio to really amplify your driving experience.
- + Pajero offers generous head and leg room for up to seven occupants with versatile seating arrangements to match your carrying needs. Third row seats are easily stowed under the cargo floor to create a wide, flat storage space or removed completely to give you a convenient underfloor compartment. Second row seats can also be folded down to provide space for nearly anything you want to bring along for the ride.
- + With an enormous amount of cargo room as well as in-cabin storage space, Pajero's third row comfortably seats two extra people, and can be completely removed to provide extra rear cargo storage. Or they can be simply folded and stored under the rear floor when greater cargo room is required.



- + Exceed's soft leather seat facings are ergonomically designed. Heated power front seats offer that extra piece of indulgence.*
- + The silver and leather gearshift knob, meter detailing, soft dash panel, door trims and rich materials add elements of refinement and prestige.
- + The leather four-spoke steering wheel with mounted cruise control, phone and audio controls provide effortless freedom for smoother driving.

- + The Multi-Information Display keeps you in touch with essential information including outside temperature, trip computer, average fuel consumption, altimeter, barometer, date and time.
- + Automatic climate control with rear seat controls allow passengers from the second row seats to set both air flow speed and temperature for the rear section, providing a more comfortable ride for everyone.

- + Electric sunroof with slide and tilt on Exceed models makes the sky the limit, inviting in all the light, space and awe of the great outdoors*.



A BOLD BRAVE
EXTERIOR.





Pajero is king of the road with its striking exterior featuring a chrome radiator grille, 18" alloy wheels, side steps, an aggressive bumper and the ease of keyless entry, while integrated fog lamps and LED Daytime Running Lamps are intelligent companions in the most difficult terrain. This is a vehicle that looks as tough as the environment it rules, with style of its own that is at home anywhere.

- + LED Daytime Running Lamps, two front fog lamps, a rear fog lamp and HID headlamps with auto levelling* help keep you visible and light the way ahead.
- + 18" alloy wheels add to the appeal of Pajero's bold exterior.
- + Stylish and practical, side steps give you a welcome lift.
- + Chrome heated door mirrors will clear fog, and approach lights and side turn-indicators clearly highlight your every move.
- + Pajero's keyless entry system makes it easier to lock and unlock the doors and tailgate and can even fold and unfold the door mirrors.



THE POWER TO MEET ANY CHALLENGE, ANYWHERE.



Powerful fuel efficient common rail turbo diesel engine

As a Pajero driver you expect a responsive, reliable engine with enough strength and muscle to conquer the most punishing terrain. The advanced 3.2 litre Common Rail Direct Injection Diesel (DiD) engine gives you the power, in the most fuel-efficient way, to go anywhere quickly, smoothly and quietly delivering 147kW of power and 441Nm of torque.

Monocoque body with built-in ladder frame

There are many benefits of owning a Pajero, not least the unprecedented combination of all-terrain control and luxury sedan comfort that the intelligent combination of a lightweight and highly rigid monocoque body with built in ladder frame delivers.

INVECS II with Sports Mode

The intelligent and Innovative Vehicle Electronic Control System (INVECS II) is Pajero's smooth, smart-thinking five speed automatic gearbox. When Sports Mode is engaged the transmission delivers the excitement of a manual shift with responsive, sporty and dynamic performance offering superior acceleration and overtaking with the touch of the shifter.

Independent rear suspension

Pajero's rally-proven front double wishbone and multi-link rear suspensions use coil springs and stabiliser bars to ensure each wheel moves independently of its pair on the opposite side of the axle. The result is impressive road handling and great stability even over the toughest off-road conditions.

3 tonne towing

Towing your boat, caravan or trailer is a breeze with Pajero's impressive power and torque providing a comfortable 3,000kg[^] towing capacity.

SUPER SELECT II 4WD.



2H (2WD High Range)
For normal road conditions.*



4H (Full Time 4WD)
For rough roads and hazardous conditions.*



4HLC (4WD High Range with locked centre differential)
For rugged terrain with low-grip surfaces.*



4LLC (4WD Low Range with locked centre differential)
For steep hills, sand, deep snow, etc.

*Pajero's advanced SS4 II lets you shift between 2H, 4H and 4HLC modes at speeds of up to 100kph.


4WD CAPABILITY.



With its Super Select II 4WD system, staying in control is almost second nature to Pajero. Delivering performance under the most challenging driving conditions and rugged terrains, this advanced technology provides the option of four driving modes: 2WD High Range, Full Time 4WD and High and Low Range 4WD with locked centre differential.

Rear differential lock

For extreme and low traction surfaces including sand, thick mud, snow-covered or rocky ground, Pajero's rear differential lock delivers the traction and handling needed to prevent wheel slip and navigate treacherous situations.



Incline Angle (Degrees)

45°



Fording Depth (mm)

700mm



Climbing Angle (Degrees)

35°



Approach / Ramp Breakover / Departure

36.6°

22.5°

25.0°



SAFETY COMES FIRST.


Pajero has achieved the maximum ANCAP safety rating of 5 stars, so your precious cargo is protected no matter where your Pajero takes you.



ANCAP
Safety ★★★★★

Reinforced Impact Safety Evolution (RISE)

The Mitsubishi RISE body system combines an energy absorbing front section with a strong, rigid occupant cell to provide outstanding protection in the event of an accident. Crushable zones teamed with a straight frame chassis and octagonal section frames are designed to absorb and dissipate energy from the passenger compartment.





Multi-mode ABS with EBD and EBA

Pajero's Anti-lock Braking System (ABS) is fitted with Electronic Brakeforce Distribution (EBD) and Emergency Brake Assist (EBA) ensuring even, efficient distribution of braking power to each wheel, regardless of cargo or passenger load and road surface. It's all about maximising braking power and driving stability for your care.



Active Traction Control (ATC)

Active Traction Control (ATC) helps maintain traction on the most slippery or rugged surfaces, automatically controlling the engine's output so driving wheels are prevented from spinning. Sensing loss of traction in independent wheels, ATC applies braking force to that particular wheel and sends extra power and torque to other wheels with traction, to keep the vehicle moving.



Rain sensing wipers

The Pajero GLS and Exceed models are equipped with front wipers that activate automatically when moisture is detected on the windscreen, allowing you to keep your hands on the wheel and your focus on the road ahead.



Reverse camera and sensors

When it comes to parking or backing into tight spots, Pajero displays great manoeuvrability. When reverse gear is engaged, the reverse camera image appears automatically on the dash screen. If you're driving a GLS or Exceed, you have the benefit of reverse sensors that warn you if you're getting too close to objects behind you.



Active Stability Control (ASC)

Active Stability Control (ASC) intuitively recognises when you over-steer or under-steer and applies brake force to appropriate wheels to keep you online through corners.



Dusk sensing headlamps

Dusk sensing headlamps on the Pajero GLS and Exceed models automatically illuminate in fading light or when you're travelling through a tunnel.



Headlamp washers

It's the small things that make Pajero such a legend, like headlamp washers on the GLS and Exceed models that ensure the road ahead is well lit.



6 SRS airbags

Pajero is fitted with driver and front passenger SRS airbags. Side and curtain airbags are also standard fitment on all models protecting against side-on collision, inflating from the side of the seat to protect the torso and from the roof lining to protect the head.



Automatic high beam

See what a difference Pajero Exceed's automatic high beam system makes at night. It detects both the headlights of oncoming vehicles and the tail lights of vehicles ahead, automatically switching between high and low beams.

WHAT MAKES A LEGEND.

• Standard feature – Not available

Specifications	GLX Auto 4WD	GLS Auto 4WD	Exceed Auto 4WD
Drive System			
Super Select II 4WD	•	•	•
Front free wheeling differential	•	•	•
Centre differential	•	•	•
Rear differential lock	•	•	•
Engine			
3.2L 4cyl 16 valve intercooled turbo common rail diesel	•	•	•
Displacement (cc)	3200	3200	3200
Bore x Stroke (mm)	98.5 x 105.0	98.5 x 105.0	98.5 x 105.0
Maximum power (kW@rpm)	147 @ 3800	147 @ 3800	147 @ 3800
Maximum torque (Nm@rpm)	441 @ 2000	441 @ 2000	441 @ 2000
Compression ratio	16.0:1	16.0:1	16.0:1
Fuel System			
Common-Rail direct injection	•	•	•
Electronic controlled injection pump	•	•	•
Fuel type	Diesel	Diesel	Diesel
Fuel tank capacity (L)	88	88	88
Fuel consumption (ADR 81/02 litres per 100 km)	9.0	9.0	9.0
Transmission			
5 speed automatic	•	•	•
INVECS II Smart Logic	•	•	•
Sports Mode	•	•	•
Gear ratio			
First	3.520	3.520	3.520
Second	2.042	2.042	2.042
Third	1.400	1.400	1.400
Fourth	1.000	1.000	1.000
Fifth	0.716	0.716	0.716
Reverse	3.224	3.224	3.224
Final drive	3.917	3.917	3.917
Transfer ratio			
High	1.000	1.000	1.000
Low	1.900	1.900	1.900
Clutch			
Automatic – 3 element torque converter with lock-up	•	•	•
Steering			
Power steering	•	•	•
Turning circle – kerb to kerb (m)	11.4	11.4	11.4
Wheels and Tyres			
Wheel type	Alloy	Alloy	Alloy
Wheel size	18 X 7.5	18 X 7.5	18 X 7.5
Tyre size	265/60R-18 110H steel belted radial (HT)	265/60R-18 110H steel belted radial (HT)	265/60R-18 110H steel belted radial (HT)
Spare wheel	Alloy	Alloy	Alloy
Suspension			
Front - Independent double wishbone coil spring & stabiliser bar	•	•	•
Rear - Independent multi-link coil spring & stabiliser bar	•	•	•
Brakes			
Front - Ventilated disc 4 piston opposed caliper	•	•	•
Rear - Ventilated disc 1 piston floating caliper	•	•	•
Capacities			
Gross vehicle mass (kg)	3030	3030	3030
Kerb mass (kg)	2255	2255	2335
Gross combination mass (kg)	6030	6030	6030
Maximum payload (kg)	775	775	695
Maximum front axle mass (kg)	1330	1330	1330
Maximum rear axle mass (kg)	1780	1780	1780
Maximum towing capacity with trailer brakes (kg)	3000	3000	3000
Maximum towing capacity without trailer brakes (kg)	750	750	750
Maximum towball download (kg)	180	180	180
Maximum towball download (kg) when towed weight is 2,500kg or less	250	250	250
Maximum roof load (kg)	100	100	100
Tare weight (kg)	2189	2189	2269

Specifications	GLX Auto 4WD	GLS Auto 4WD	Exceed Auto 4WD
Dimensions - Exterior			
Overall height (mm)	1900	1900	1900
Overall length (mm)	4900	4900	4900
Overall width (mm)	1875	1875	1875
Track - front (mm)	1570	1570	1570
Track - rear (mm)	1570	1570	1570
Wheelbase (mm)	2780	2780	2780
Ground clearance (mm) - unladen	235	235	235
Approach angle (degrees)	36.6	36.6	36.6
Departure angle (degrees)	25.0	25.0	25.0
Ramp breakover angle (degrees)	22.5	22.5	22.5
Climbing angle (degrees)	35.0	35.0	35.0
Dimensions - Cargo Area			
Length (mm)	846	846	846
Width (mm)	1396	1396	1396
Width between wheel arches (mm)	1028	1028	1028
Height (mm)	1111	1111	1111
Cargo floor height from ground (mm)	740	740	740
Length with 2nd row seats folded down (mm)	1429	1429	1429
Capacity with 2nd & 3rd row seats folded (L)	1789	1789	1758
Capacity with 3rd row seats folded down (L)	1081	1081	1050
Body			
Front skid plate	•	•	•
Engine under cover	•	•	•
Fuel tank protector	•	•	•
Front and rear tow hooks	•	•	•
Exterior Styling			
Chrome door mirrors	•	•	•
Door mirrors with integrated turn indicator	•	•	•
Fog lamps (front)	•	•	•
Fog lamp (rear)	•	•	•
Privacy glass	•	•	•
Halogen headlamps	–	–	–
High Intensity Discharge (HID) headlamps	–	•	•
Headlamp washers	–	•	•
LED Daytime Running Lamps (DRL)	•	•	•
Chrome door handles	•	•	•
Black door sash	•	•	•
High mount stop lamp	•	•	•
Chrome grille	•	•	•
Mudflaps (front & rear)	•	•	•
Side steps	•	•	•
Rear step bumper	•	•	•
Rear roof spoiler	•	•	•
Roof rails (black)	•	•	•
Secure sports spare wheel cover	•	•	•
Interior Styling			
Leather bound steering wheel	•	•	–
Wood and leather steering wheel	–	–	•
Alloy sports pedals	–	–	•
Leather bound gearshift	•	•	•
Leather bound park brake	•	•	•
Leather bound transfer lever	•	•	•
Chrome interior door handles	•	•	•
Door trim leather look insert	–	•	•
Carpet floor covering	•	•	•
Outer scuff plate	•	•	–
Decorative outer scuff plate	–	–	•

Specifications	GLX Auto 4WD	GLS Auto 4WD	Exceed Auto 4WD
Comfort			
Climate control air conditioning	*	*	*
Front and rear zone air conditioning controls	*	*	*
Rear air conditioning	*	*	*
Pollen filter	*	*	*
Tilt adjustable steering column	*	*	*
Electric sunroof with slide and tilt	-	-	*
Side mirrors and rear window demister	*	*	*
Driver foot rest	*	*	*
Driver and passenger assist grips	*	*	*
Convenience			
Cruise control	*	*	*
Central door locking with keyless entry	*	*	*
Power windows front and rear (driver auto up & down)	*	*	*
Power door mirrors	*	*	*
Door mirrors with power fold control	*	*	*
Speed sensitive variable intermittent windscreen wipers	*	*	*
Automatic dusk sensing headlamps	-	*	*
Automatic rain sensing wipers	-	*	*
Intermittent rear wiper and washer	*	*	*
Steering wheel audio controls	*	*	*
Steering wheel cruise control switches	*	*	*
Steering wheel phone controls	*	*	*
Accessory power socket	*	*	*
Room lamp	*	*	*
Front map lamps	*	*	*
Rear passenger reading lamps	*	*	*
Cargo area lamp	*	*	*
Interior lamp with time delay	*	*	*
Ignition key cylinder illumination	*	*	*
Door courtesy lamps	*	*	*
Coat hook	*	*	*
Sunvisors with illuminated mirrors	*	*	*
High contrast instrument meter	*	*	*
Tachometer	*	*	*
Trip meter	*	*	*
Tailgate inside grip	*	*	*
Sunvisors with ticket holders	*	*	*
Sunvisor extensions	*	*	*
Puddle lights	*	*	*
Storage			
Glovebox- illuminated and lockable	*	*	*
Floor console with tray	*	*	*
Floor console with upper and lower storage	*	*	*
Door pockets - front and rear	*	*	*
Cup holders	*	*	*
Seat back pocket - driver and passenger	*	*	*
Luggage tie-down hooks	*	*	*
Seating			
Seating capacity - total	7	7	7
Cloth seat trim	*	-	-
Sports cloth seat trim with leather look bolster	-	*	-
Leather seat facings	-	-	*
Front seats			
Bucket seats	*	*	*
Slide and recline adjustment	*	*	*
Driver height adjustment	*	*	*
Driver lumbar adjustment	-	*	*
Height adjustable headrests	*	*	*
Power driver seat	-	*	*
Power passenger seat	-	*	*
Heated seats	-	*	*

Specifications	GLX Auto 4WD	GLS Auto 4WD	Exceed Auto 4WD
Second row seats			
60:40 split folding function	*	*	*
Recline and tumble fold up function	*	*	*
Centre armrest with cupholders	*	*	*
Height adjustable headrests x 3	*	*	*
Third row seats			
Front facing reclining bench	*	*	*
Stows under floor	*	*	*
Removable from vehicle	*	*	*
Height adjustable headrests	*	*	*
Audio & Media			
AM/FM radio/MP3 player	*	*	*
Digital Audio Broadcast (DAB) radio	*	*	*
Smartphone Link Display Audio with 7" touch screen	*	*	*
Android Auto	*	*	*
Apple CarPlay	*	*	*
Rockford Acoustic Design premium audio	-	-	*
6 speakers (includes 2 tweeters)	*	*	-
12 speakers (includes subwoofer)	-	-	*
USB Input	*	*	*
iPod control	*	*	*
Bluetooth phone connectivity & audio streaming with voice control	*	*	*
HDMI Input	*	*	*
Multi information display - includes trip computer, outside temperature, average fuel consumption, altimeter, barometer, date, time	*	*	*
Safety			
Driver & front passenger SRS airbags	*	*	*
Driver & front passenger side SRS airbags	*	*	*
Curtain SRS airbags	*	*	*
Electronic Brakeforce Distribution (EBD)	*	*	*
Multi mode Anti-lock Braking System (ABS)	*	*	*
Active Stability Control (ASC)	*	*	*
Active Traction Control (ATC)	*	*	*
Reinforced Impact Safety Evolution (RISE) body	*	*	*
Reverse parking sensors	-	*	*
Reverse camera	*	*	*
3 point Emergency Locking Retractor (ELR) seatbelts (all seating positions)	*	*	*
Auto Locking Retractor (ALR) seatbelts on outboard 2nd row seats	*	*	*
Front seatbelt height adjustable shoulder anchorages	*	*	*
Seatbelt warning lamp - driver & front passenger	*	*	*
Child proof rear door locks	*	*	*
Child restraint anchorage points x 3	*	*	*
Turn lamp in exterior rear view mirror	*	*	*
Heated exterior door mirrors	*	*	*
Electrochromatic rear view mirror	*	*	*
Smart Brake	*	*	*
Emergency Brake Assist (EBA)	*	*	*
Front seatbelt pretensioners	*	*	*
ISO-Fix child seat mountings x 2	*	*	*
Automatic High Beam	-	-	*
Security			
Anti-theft encrypted engine immobiliser	*	*	*
Theft protection alarm	*	*	*
Cargo blind	-	*	*
Auto relock function for central door locking	*	*	*



Thule Luggage Pod

Roof Rack Cross Bars

Bonnet Protector

Headlamp Protectors

Driving Lights

Alloy Nudge Bar

Illuminated Side Step

PERSONALISE YOUR PAJERO WITH ACCESSORIES FOR GREAT ADVENTURES.

Maximise the value of your investment with Genuine Mitsubishi Accessories.



Nudge Bar



Front Protection Bar
(Alloy or Steel)



Towball - Chrome Towball
Cover sold separately



Towball



Weight Distribution Hitch



Driving lights



Rear Spare Wheel Lifter



Vinyl Spare Wheel Cover



Bonnet Protector



Headlamp Protector



Weathershield



Chrome Exhaust Tip



Door Edge Moulding



Thule Ski Carrier



Thule Bike Carrier



Thule Luggage Carrier



Cargo Barrier



Cargo Liner
(Hard Plastic)



Cargo Carpet Mat



Neoprene Seat Covers -
Front, Rear and Third Row Seats



Rubber Mats



Carpet Mats



One-touch Sunshade



Scuff Plates - Illuminated

DIAMOND
GENUINE ACCESSORIES
ADVANTAGE

**NOT GENUINE?
DON'T RISK IT.**

COLOURS



White (S)



Terra Rossa (P)



Warm White (P)



Graphite (M)



Cool Silver (M)



Pitch Black (P)



Ironbark (M)

(M) Metallic
(P) Pearlescent
Optional extras

UPHOLSTERY



GLX - Fabric



GLS - Sports cloth with
leather look bolster



Exceed - Leather seat facings

ANOTHER REASON WHY YOU'LL LOVE THAT CAR.

**DIAMOND
ADVANTAGE** **5 YEAR
NEW CAR
WARRANTY*** **4 YEAR
CAPPED PRICE
SERVICING*** **5 YEAR
ROADSIDE
ASSIST^**

Diamond Advantage provides the highest standards of service, care and protection so you'll love that car every time you get behind the wheel of your Mitsubishi.

*5 YEAR WARRANTY

You'll never have to worry, with a 5 year or 100,000km New Vehicle Warranty (whichever occurs first).

*CAPPED PRICE SERVICING

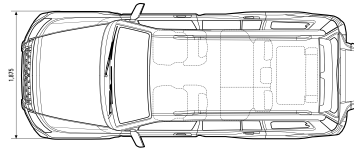
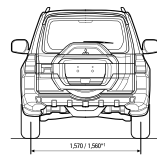
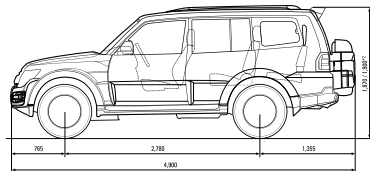
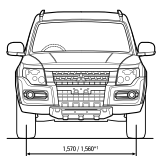
Know the most your scheduled service is going to cost with 4 years or 60,000km Capped Priced Servicing (whichever occurs first). It covers all items specified under the standard maintenance for normal operating conditions schedule, detailed in your service and warranty booklet.

^ROADSIDE ASSIST

Wherever you go in Australia, Roadside Assist provides you with complete peace of mind 24 hours a day, 7 days a week. Complimentary for 12 months with your new Mitsubishi, Roadside Assist will be extended for an additional 12 months each time you service your Mitsubishi under our Capped Price Servicing program for a maximum of up to 5 years.

Conditions apply. Excludes Government, Rental and National Fleet customers. See mitsubishi-motors.com.au for further information.

EXTERIOR DIMENSIONS (MM)



Always consult your authorised Mitsubishi Dealer for the latest details on specifications, options, prices, availability and conditions on New Vehicle warranty. All product illustrations and specifications referred to herein are believed to be correct at the time of publication approval. Subject to any applicable Federal, State or Territory Laws or ordinances, which may apply from time to time, Mitsubishi Motors Australia Limited reserves the right, without notice, or obligation, to discontinue or make changes to designs, specifications, colours and materials of the options and products referred to herein at any time without incurring any liability to any purchaser thereof.

© Mitsubishi Motors Australia Limited. ABN 53 007 870 395 PAJ0915 MY16 MIT0982