

ANDREA BALZANO DESIGN

BROCHURE+TRIFOLD+FLYER+BUSINESS CARD

Hi! First of all, **THANK YOU** for purchasing this item and supporting me! I hope it will fit perfectly with your needs. This is a complete **Set of Templates**; this layout is not limited for a single business and can be used for general purpose. The files are created in order to be used by everyone, with just a basic knowledge of an Adobe software.

This item works exclusively with Adobe softwares; this means that if you don't have it or it's not updated to the minimum version's software you can download a trial from the Adobe website, it's free for 30 days.

Please read carefully the following lines to obtain the best results.

First of all this template is made for:



CS3 or later compatible
.INDD
.IMDL
.INX



CS or later compatible
.PSD



CS or later compatible
.Ai
.EPS

DETAILS:

A3 ISO 420 ×297 mm (16,5×11,7 inches) + bleeds (4x A4 Pages)

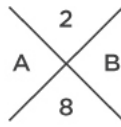
Trifold Brochure A4 ISO 210 ×297 mm (8,27×11,7 inches) + bleeds

Flyer A5 ISO 148×210 mm (8,27×5,83 inches) + bleeds

Business Card 88,9×50,8 mm (3,5×2 inches)+ bleeds

300 DPI / Print Ready / CMYK

SUPER-EASY to CUSTOMIZE, you can decide how many pages, which order, background colors etc...



ANDREA BALZANO DESIGN

BROCHURE+TRIFOLD+FLYER+BUSINESS CARD

YOU NEED TO HAVE INSTALLED THESE FONTS:

ADOBE GARAMOND PRO, a standard adobe font.

FRANCHISE FREE, free font available for download:
<http://www.dafont.com/it/franchise.font>

GENTIUM BASIC, free font available for download:
<http://www.fontsquirrel.com/fonts/Gentium-Basic>

IMPORTANT NOTICE:

ALL the photos used in the preview images are used only to show a preview of how the **SET** can look alike, they are not included in the download.

Feel free to contact me for any kind of support you may need with this item!

FREQUENTLY ASKED QUESTIONS (F.A.Q.)

Q: How editable is/are the templates?

A: Templates are FULLY EDITABLE as if you created them from scratch.

You can add or replace images, change colors, move, scale and crop graphic elements, change the fonts and replace the filler text with your own copy to suit your individual needs.

Q: Do I need ALL the 3 softwares (Indesign, Photoshop and Illustrator) to edit the templates?

A: NO, you only need ONE of them. Each template is created in every software, to allow everyone to use and customize them.

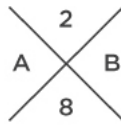
Q: How the templates are made? Will I be able to edit and customize them?

A: Each template is made in order to be used by everyone, with just a basic knowledge of a single software.

For every kind of problem you may have with one of them, always try to contact me first: I'm always available to help and provide support.

Q: How do i print my customized template?

A: As a general rule, since this template can be bought anywhere in the world, always speak directly with the print shop to obtain the best results. Especially if you are going to print 1 or 1000 of them there is a big difference that only the printer knows.



ANDREA BALZANO DESIGN

BROCHURE+TRIFOLD+FLYER+BUSINESS CARD

Q: How can i change the fonts easily without wasting time?

A: If you would like to change the fonts, for every reason you may have (because the template has been made with paid fonts, you want to follow your brand guidelines, you like other fonts, etc.), depending on the software you are using there is the possibility to change them with few really easy steps.

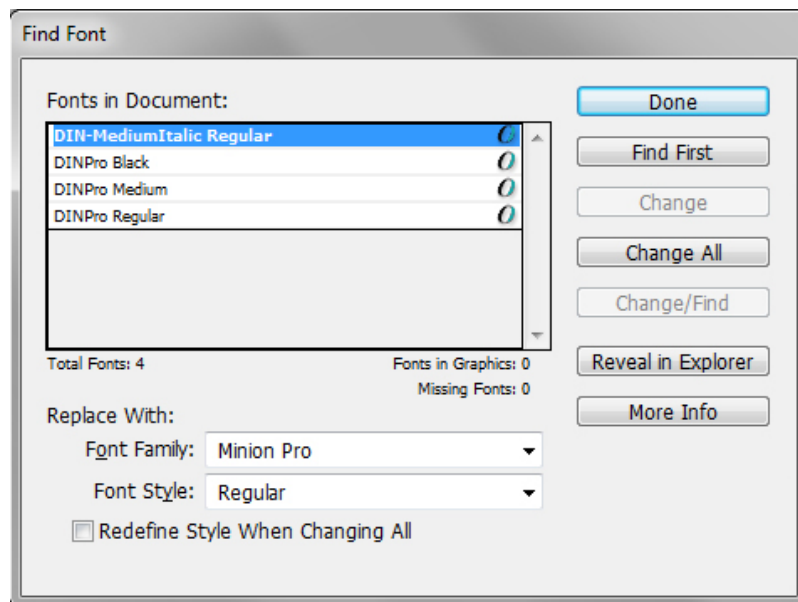
Below are shown the steps to do this in the 3 different softwares:

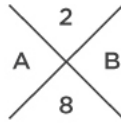
INDESIGN

Click TYPE -> FIND FONT... -> Select the font you want to replace and below select the font you want to use instead of it -> Click CHANGE ALL -> When you have finished click DONE.

In this way all the text with the font used will be changed with the new one selected.

Adjust manually the text if it does not fit the text box, as the dimensions may be different from the font used at the beginning.





ANDREA BALZANO DESIGN

BROCHURE+TRIFOLD+FLYER+BUSINESS CARD

Q: How can i change the dimensions of the templates to fit my paper printing standards?

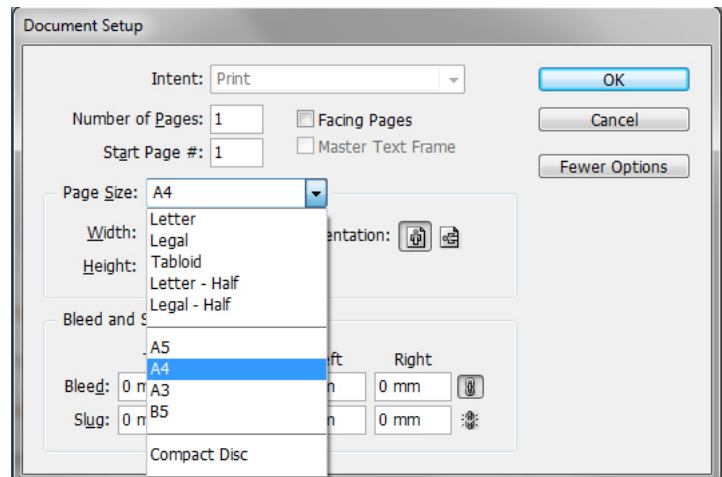
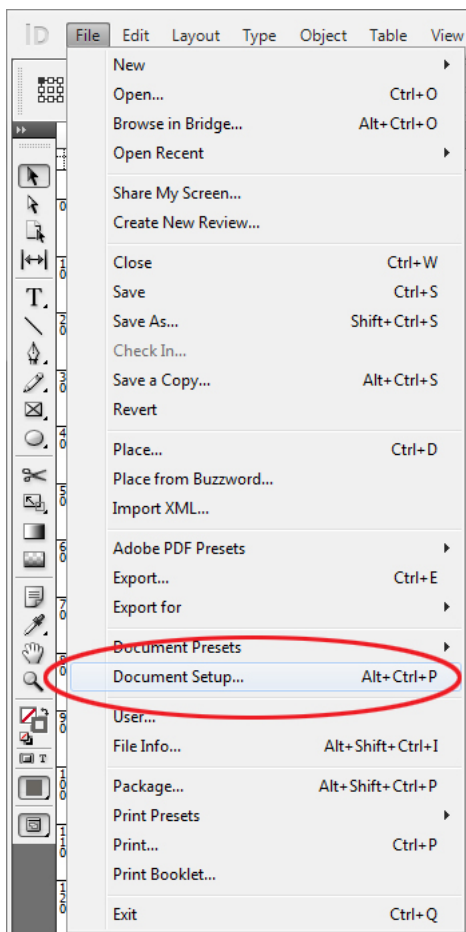
A: If the templates are not made for your country paper standards, depending on the software you are using there is the possibility to change the dimensions; however you will have to manually adjust the graphics to fit the new dimensions, since it's not possible to adjust them automatically.

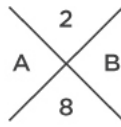
Below are shown the steps to do this in the 3 different softwares:

INDESIGN

Click FILE -> DOCUMENT SETUP -> PAGE SIZE and choose the paper dimensions, or edit manually the dimensions you need.

Then adjust manually the graphic to the new dimensions.





ANDREA BALZANO DESIGN

BROCHURE+TRIFOLD+FLYER+BUSINESS CARD

ABOUT THE AUTHOR OF THIS ITEM

Hi! My name is Andrea and I live in Milano, Italy.

I'm a Product and Graphic Designer and amateur photographer.

Photoshop, Illustrator, Indesign, Rhinoceros and 3DS Max are my favourite softwares, but i really am into computer graphic with all kind of softwares... i just try to push me hard to get some nice results...

All my items are made to speed up your work, keeping a high quality; they are easy to use and adapt for every kind of your needs.

I provide also 100% support for every kind of help you may need so feel free to contact me.

I lived for 6 months in Fukuoka, Japan, until now my best life experience...

At the moment i work fulltime as a freelancer with Product and Graphic Design.

if you want to know me better or ask for informations, feel free to contact me.

PUBBLICATIONS:

My work has been featured on the book **TOP GRAPHIC DESIGN SERIES – BROCHURE LAYOUT**

http://issuu.com/andre28/docs/top_graphic_design_series

NEED HELP CUSTOMIZING THE TEMPLATE?

Feel free to contact me through my profile page.

Usually you can receive an answer the same day of your request.

The customization of a template can cost around 250\$ depending on the lenght of the project.

Customizing a template means that you will provide me with text and images to be inserted in one of my template, without any modifications to the graphic style.

It is possible to modify only colors, text and images and add duplicated pages.

If you need to change or move elements, add extra text or change something to the standard layout, this service goes under a freelance job.

NEED AN EXCLUSIVE LAYOUT? I CAN MAKE IT FOR YOU AS A FREELANCE JOB

If you need a custom work, exclusively and personalized for you and never for sale online, i provide this service.

My prices depends on the complexity and lenght of the project; i usually ask a pre-payment for 2 different concept layouts made of 2 pages each (i can send some examples i did for previous clients to let you understand better what you will receive).

After seeing my 2 ideas, if you like what i did we can develop it till the end.

For better details, please contact me.