



Brownie Adventures Printables




A selection of printable resources which you can use in your meeting place. These are designed to compliment the new Brownie Adventures Programme. Wherever possible blank and white has been used to reduce printing costs.



How I keep my Brownie Promise

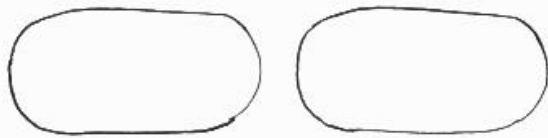
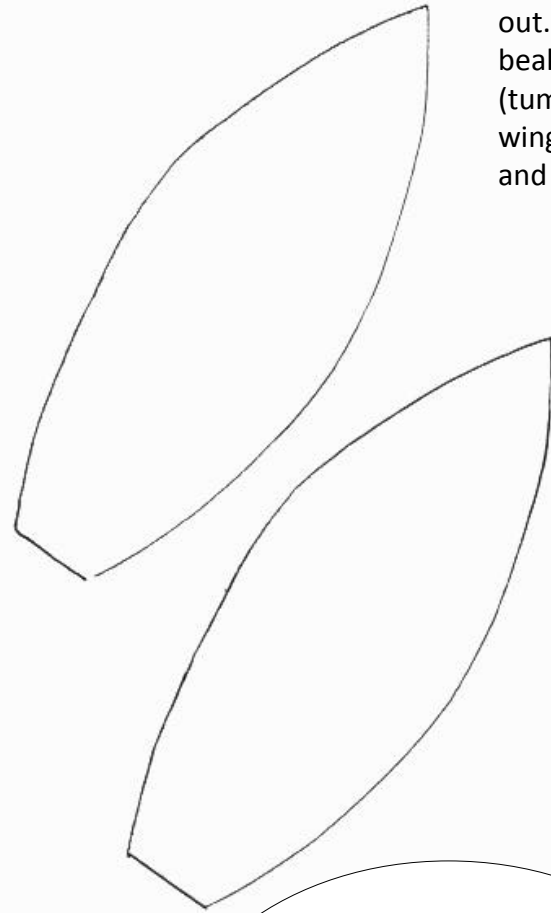
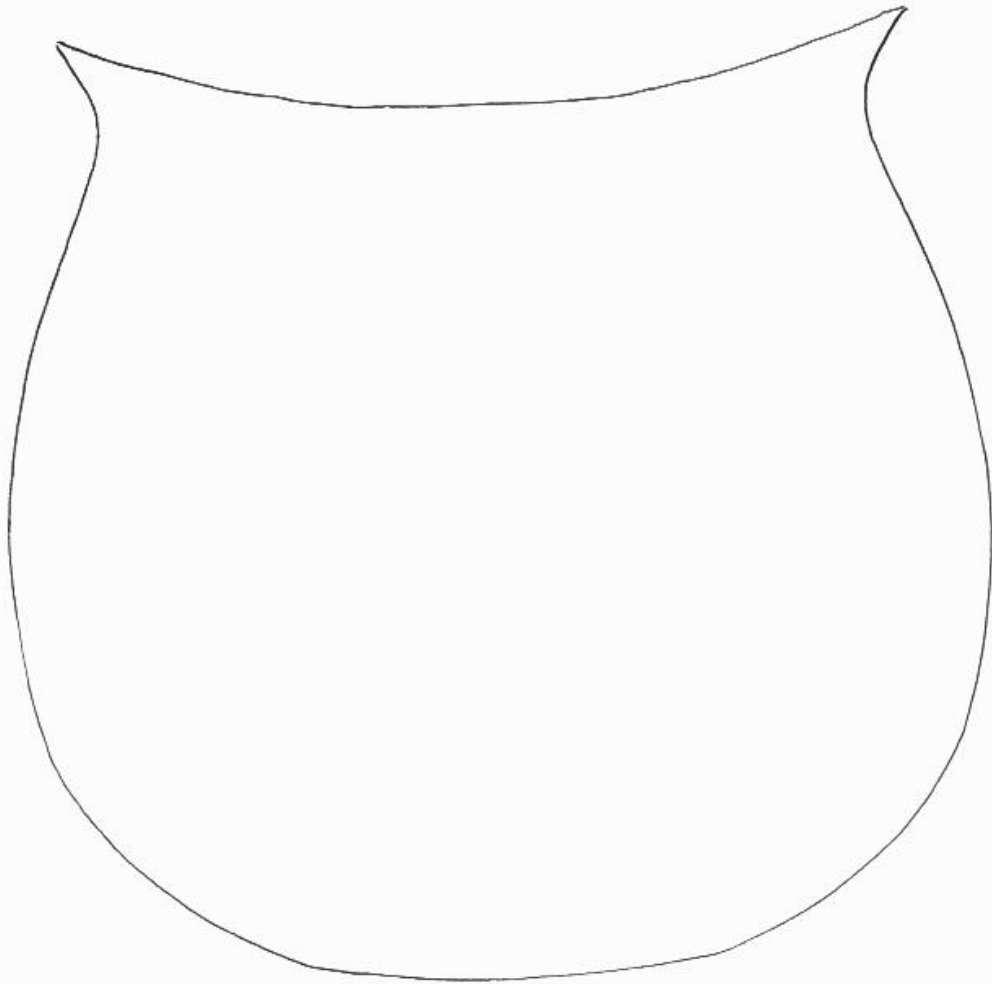
In each of the petals draw or write something you have done to keep your Brownie promise. Share your ideas with the rest of your six.



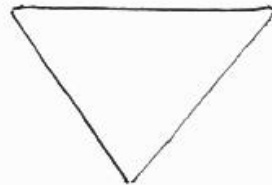
I Promise that I will do my best:
To be true to myself and develop
my beliefs,
To serve the Queen and my
community,
To help other people and
To keep the Brownie Guide Law.

Brownie Promise Owl

Print onto card, cut out. Stick on feet, beak and oval (tummy). Attach wings using split pins and draw on eyes.




FEET



I Promise that I will do my best:
To be true to myself and develop
my beliefs,
To serve the Queen and my
community,
To help other people and
To keep the Brownie Guide Law.

My name is _____



Put your name on the top.
Draw a picture of how you keep
your promise in the frame.
Write about it underneath.
Join them together with others in
your unit to show how you all can
keep your promise

Brownie Interest Badge Quiz

1



2



3



4



5



6



7



8



9



10



11



12



How did Brownies start?

Can you put these events into the correct order? You can use page 18 and 19 of your Brownie Adventures Book to help if you like.

Robert Baden Powell held a rally for Scouts in Crystal Palace London.

A group for younger girls was started called Rosebuds.

Agnas Baden Powell helped to start the Girl Guide Association.

Agnas Baden Powell was made the first Guide President.

The Guiding movement celebrated its 100th birthday.

Rosebuds changed their name to Brownies

Some brave girls went to the rally and asked for 'something for the girls'.

Brownies celebrated their 100th birthday.

Olave Baden-Powell was made the Chief Guide and then the World Chief Guide.

How did Brownies start?

Draw a line to join the event to the correct date. You could use page 18 and 19 to help you.

Robert Baden Powell held a rally for Scouts in Crystal Palace London.

2010

Olave Baden-Powell was made World Chief Guide

1914

Girlguiding celebrates its 100th birthday.

1918

Robert Baden Powell had an idea to start Scouts.

2014

Brownies celebrate their 100th birthday.

1909

Agnes Baden Powell started Guides.

1930

Olave Baden-Powell was made Chief Guide

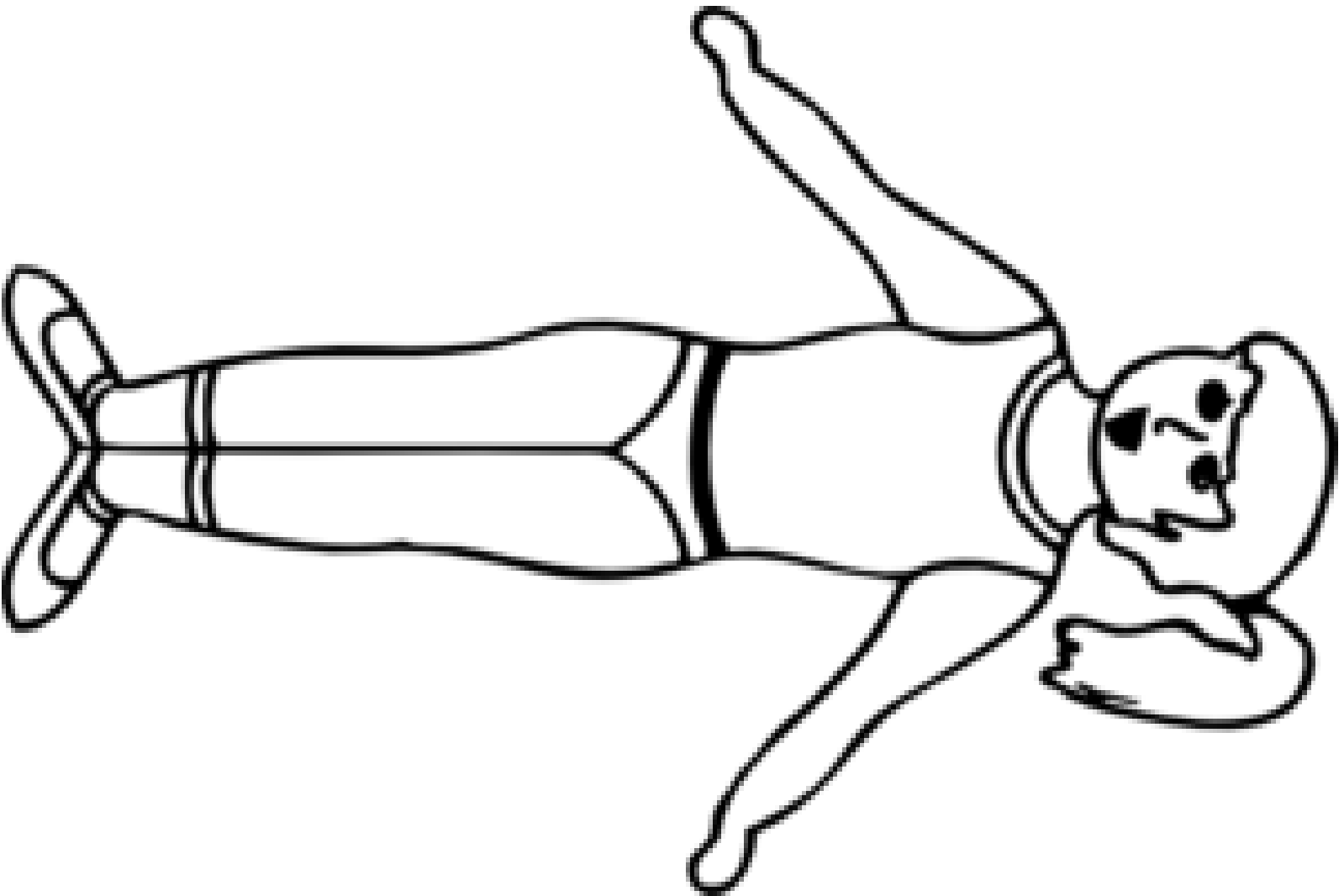
1910

A group for younger girls was started called Rosebuds.

1907

Brownie Essentials

Flossy is ready to start Brownies. Use page 27 and 28 of your Brownie Adventures Book to dress her in her uniform.




Brownie Essentials

Use pages 26 & 27 of your Brownie Adventure Book to show what you would like to wear to Brownies.





Brownie Essentials

Use pages 26 & 27 of your Brownie Adventure Book to show what you would like to wear to Brownies.



Brownies Around the World

There are Brownies in 145 countries around the world. Dress these outlines in different uniforms, you could use page 21 of your Brownie Adventures Book to help. If you print this sheet onto card you can cut them out and make them stand up.



Your guiding family

Use page 20 of your Brownie Adventures Book and the members of your six to help you match the fact files to the correct picture.



We are aged 5 to 7 years, we have fun and learn by doing. We are the youngest members.

We are the adults who help run your meetings, we make sure you are safe and having lots of fun.

We go on an adventure and you have to be over 7 to join. We work in small groups called sixes.

When you reach your 10th birthday you can join us, and get involved with new activities. We make things happen!

We are for girls aged 14 to 25 years. We can be a ranger or a young leader.




How did it go?

Use this page to think about an activity you have done or an adventure you have been on. You can draw or write in the boxes.



What was fun?



What could have been better?



What went well?



What would you do different next time?

Planning Brownie Adventures

Use this page to plan your own Brownie Adventure. Check your plans with a leader before you start.

What activity do you want to do?

What do you need?

How will you do it?

What page of your Brownie adventures book is it on?

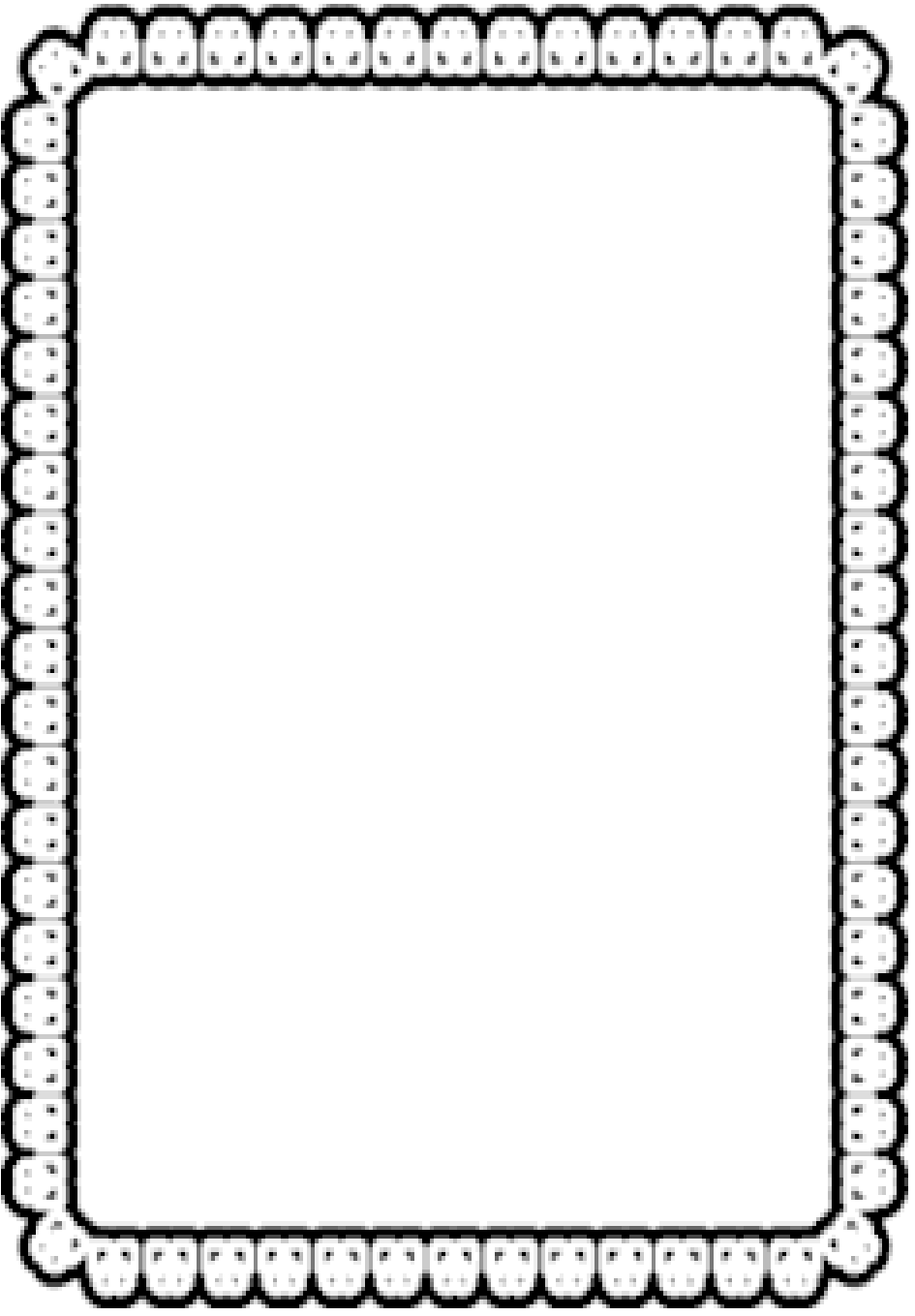
An adventure away from the meeting place

Fill in the post card to share what you did in your adventure away from the meeting place.
Draw a picture in the top box, then add some writing and an address in the bottom half. You can then cut it out and fold in half to make a complete postcard



Place
Stamp
Here

My Brownie Adventure



The Brownie Times

Journalist _____

Date _____

Topic _____

Topic _____

Guiding Around the World Quiz

Use pages 21 to 23 of Brownie Adventures to help you with this quiz.

1. The World Organisation is called?
2. Brownies in Korea wear what colour?
3. What month does world thinking day take place in?
4. In which city would you find Pax Lodge?
5. Swiss Brownies are thoughtful and _____
6. In what continent will you find the fifth world centre?
7. How many leaves are there on the world badge?
8. What can you cool down in if you visit Sangam?
9. What are Brownies in India called?
10. Which world centre would you visit if you wanted to go skiing?

Guiding Around the World Quiz

Use pages 21 to 23 of Brownie Adventures to help you with this quiz.

1. The World Organisation is called?
2. Brownies in Korea wear what colour?
3. What month does world thinking day take place in?
4. In which city would you find Pax Lodge?
5. Swiss Brownies are thoughtful and _____
6. In what continent will you find the fifth world centre?
7. How many leaves are there on the world badge?
8. What can you cool down in if you visit Sangam?
9. What are Brownies in India called?
10. Which world centre would you visit if you wanted to go skiing?

My Brownie Adventure Record Sheet



Name:

How I did my best to keep my promise:

I started my Adventure Badge on:

I finished my Adventure Badge on:

What my promise means to me:

An interest badge I completed was

3 YOU activities I completed were

Something I did with girls from another unit was

3 COMMUNITY activities I completed were

Somewhere I went away from the meeting place was

3 WORLD activities I completed were

How I took part in Brownie Pow Wow

My Brownie Adventure On Record Sheet



Name:

I started my Adventure On Badge on:

I finished my Adventure On Badge on:

How I explored what my promise means to me:

A new interest badge I completed was

3 new YOU activities I completed were

3 new COMMUNITY activities I completed were

3 new WORLD activities I completed were

Something I did with girls from another section was

Where did I go on an adventure away from the meeting place?

How did I help decide what to do?

The ideas I put forward in the Pow Wow were

My Brownie Adventure Record Sheet



Name:

I started my More Adventures Badge on:

I finished my More Adventures Badge on:

How I explored what my promise means to me

I helped a new Brownie understand their promise by

An interest badge where I learnt something new was

An activity I helped to plan at Brownies was

3 new YOU activities I completed were

An adventure away from the meeting place was

3 new COMMUNITY activities I completed were

I helped another Brownie by

3 new WORLD activities I completed were

I completed Brownies Go For It