



# SHOCKERS



Contact: Bryan Holmgren, Director of Communications • bholmgren@goshockers.com • o: 316-978-5535 • c: 316-841-6206



# 35

[6] WICHITA STATE (20-14) at [2] CLEMSON (20-13)

National Invitation Tournament • Second Round  
Sun. Mar. 24, 2019 • 1 p.m. CT (2 pm ET) • Clemson, S.C. / Littlejohn Coliseum  
Series: First Meeting • Winner at [1] Indiana or vs. [5] Arkansas

## SHOCKERS

Overall	AAC	Record	Overall	ACC
20-14	10-8	Home	20-13	9-9
11-4	6-3	Away	14-4	6-3
5-7	4-5	Neutral	4-6	3-6
4-3	-	Streak	2-3	-
Won 1	-	AP / Coaches	Won 1	-
- / -	-	NCAA NET**	- / -	-
83**	-	RPI*	35**	-
73	-	KenPom*	60	-
83	-	KenPom -- Offense*	30	-
136	-	KenPom -- Defense*	85	-
77	-	KenPom -- Tempo*	12	-
147	-		255	-

\* = As of Fri., Mar. 22; Out of 353 Division I teams \*\*Reg. Season Only

Gregg Marshall	Head Coaches	Brad Brownell
306-112	12 <sup>th</sup> Current School	169-126
500-195	21 <sup>st</sup> Overall	336-211
		9 <sup>th</sup> 17 <sup>th</sup>

### Individual Leaders

Player	Points	Rebounds	Assists	Blocks	Steals
Markis McDuffie	18.3	5.9	3.4	4.7	3.6
Jaime Echenique	5.9	3.4	4.7	3.6	3.6
Jamarius Burton	3.4	4.7	3.6	3.6	3.6
Jaime Echenique	4.7	3.6	3.6	3.6	3.6
Markis McDuffie	3.6	3.6	3.6	3.6	3.6

D-I Rank	WSU	Team Stats	CLEM	D-I Rank
T-227	70.9	Offense	69.2	T-270
117	69.2	Defense	64.0	24
T-157	1.6	Scoring Margin	5.2	81
82	3.0	Rebound Margin	3.6	T-64
155	13.6	Assists	12.2	262
166	3.4	Blocks	4.5	T-39
326	4.7	Steals	6.5	T-145
156	0.4	Turnover Margin	-0.2	192
97	1.14	A-TO Ratio	0.92	264
324	40.9	FG %	45.3	119
85	42.1	FG % Defense	40.6	30
204	7.4	3-Point FG	6.5	294
324	31.0	3-Point %	33.2	237
112	72.4	FT %	73.1	90
T-116	58.8	Winning %	60.6	T-100

### SHOCKER STARTERS & KEY RESERVES

Last Game Starters	Ht	Cl	Pts	Reb	Notes:
G 0 Dexter Dennis	6-5	Fr.	8.0	5.2	AAC All-Freshman Team
F 1 Markis McDuffie	6-8	Sr.	18.3	5.0	2 <sup>nd</sup> Team All-AAC
G 2 Jamarius Burton	6-4	Fr.	6.2	3.5	3.4 APG, 1.97 A:TO
G 4 Samajae Haynes-Jones	6-0	Sr.	12.0	2.5	60 3pt FGM
C 21 Jaime Echenique	6-11	Jr.	9.1	5.9	47 blocks

Key Reserves	Ht	Cl	Pts	Reb	Notes:
G 3 Ricky Torres	6-2	Jr.	2.4	1.9	85 A, 34 TO, 2.50 ast
F 5 Rod Brown	6-6	R-Fr.	1.2	1.5	7.5 mpg
G 10 Erik Stevenson	6-3	Fr.	6.7	3.7	30 steals
C 33 Asbjorn Midtgaard	7-0	So.	3.8	3.1	50/77 FG (.649)
F/C 44 Isaijah PB-Chandler	6-9	Fr.	2.8	1.8	DNP @ Furman

## OPENING TIPS

► Wichita State is back on the road for second round action in the 2019 National Invitation Tournament. Sunday's 1 p.m. CT tipoff against the host Clemson Tigers airs nationally on ESPN.

► A Shocker win would move them into next week's quarterfinals (Tuesday or Wednesday night) and set up a third-consecutive road game at either top-seed Indiana or No. 5 seed Arkansas.

► WSU and Clemson have never met on the hardwood.

► First and second round sites, Greenville, S.C. and Clemson, S.C., are separated by just 32 miles of road, but WSU elected to return to Wichita for 48 hours in between games. Prior to its appearance in November's Charleston Classic, WSU had never played a game in the Palmetto State. Sunday marks the Shockers' third trip this season and second in less than week.

► In Wednesday's 76-70 first round victory at Furman, **Markis McDuffie** supplied 20 points. Centers **Jaime Echenique** and **Asbjorn Midtgaard** combined for 25 points and 20 rebounds in 40 minutes. Tied with 4:00 to play, the Shockers came away with field goals on five-straight possessions then went 4-of-4 at the foul line to put the game on ice.

► The win at Furman was **Gregg Marshall's** 500<sup>th</sup>. He's 500-195 (.719) in 21 seasons, including 306-112 in 12 years at WSU (.732). Marshall was born in South Carolina and earned his first 194 wins at nearby Winthrop University in Rock Hill.

► This is WSU's 11<sup>th</sup> consecutive postseason appearance. The streak began with a 2009 CBI bid and continued with NIT's in 2010 and 2011, followed by a run of seven-consecutive NCAA tournaments.

► WSU is looking to become just the fourth school claim titles in consecutive NIT appearances after winning it all in 2011.

► Wichita State is one of only eight programs that have reached the 20-win mark in every season since 2010.

► The Shockers returned 11.2% of minutes from last year (fifth-fewest in Division I). McDuffie is the lone WSU player with post-season experience.

► The rebuilding Shockers were 8-11 (1-6 in American play) in late January but have since won 12 of their last 15 games.

► WSU's stated postseason goal is to "bring Markis home." Reaching the NIT semifinals in New York would be a homecoming for McDuffie, who grew up across the river in Paterson, N.J.

► A second team All-AAC pick, McDuffie's 18.3 points-per-game is the highest Shocker scoring average of the Marshall Era. McDuffie ranks 13<sup>th</sup> on WSU's all-time scoring list (1,483) and needs just 17 more points to become the 14<sup>th</sup> 1,500-point scorer in Shocker history. His 156 free throws, 76 three-pointers and 623 points all rank among the top-five on WSU single-season lists.

► If McDuffie clocks at least 32 minutes on Sunday, he'll break WSU's season record for total minutes. Randy Smithson played 1,148 minutes for the 1981 Elite Eight Shockers. McDuffie (1,117) averages a team-high 33.0 minutes-per-game.

## TUNING IN

- TELECAST** ESPN  
Talent: Mike Morgan (pbp) & LaPhonso Ellis (analyst)  
Streaming: WatchESPN
- RADIO** Shocker Radio (KEYN 103.7 FM)  
Talent: Mike Kennedy (pbp) & Bob Hull (analyst)  
Streaming: GoShockers.com/Listen
- TICKETS** clemsonigers.com
- LIVE STATS** shockersstats.com
- FACEBOOK** Go Shockers
- TWITTER** @GoShockers / @GoShockersMBB
- INSTAGRAM** @GoShockers / @GoShockers MBB
- YOUTUBE** wsuathletics

## 2018-19 SCHEDULE/RESULTS

Date	Opponent	Time (CT)	TV
Oct. 30	CATAWBA [Exh.]	W 75-64	Yurview KS
Nov. 6	LOUISIANA TECH	L 58-71	Yurview KS
Nov. 9	vs. n/r Providence #	W 83-80	CBSSN
Nov. 15	vs. n/r Davidson %	L 53-57	ESPN3
Nov. 16	vs. Appalachian St.	W 82-76	ESPNU
Nov. 18	vs. n/r Alabama %	L 86-90	ESPNU
Nov. 25	RICE	W 90-61	Yurview KS
Dec. 1	BAYLOR	W 71-63	CBSSN
Dec. 8	at n/r Oklahoma &	L 48-80	ESPNU
Dec. 12	JACKSONVILLE ST.	W 69-65	Yurview KS
Dec. 15	SOUTHERN MISS	W 63-60	CBSSN
Dec. 19	ORAL ROBERTS	W 84-63	Yurview KS
Dec. 22	at VCU	L 54-70	ESPN2
Jan. 3	at Memphis *	L 74-85	CBSSN
Jan. 6	TEMPLE *	L 81-85 ot	ESPN5
Jan. 12	at 17/15 Houston *	L 70-79	CBSSN
Jan. 16	n/r UCF *	W 75-67	CBSSN
Jan. 19	n/r CINCINNATI *	L 55-66	CBS
Jan. 22	at USE *	L 41-54	CBSSN
Jan. 26	at UConn *	L 60-80	CBSSN
Jan. 30	SMU *	W 85-83	ESPNU
Feb. 2	TULSA *	W 79-68	ESPNU
Feb. 6	at ECU *	W 65-49	ESPN5
Feb. 9	TULANE *	W 77-62	ESPN2/U
Feb. 17	at n/r Cincinnati *	L 62-72	ESPN
Feb. 20	at Tulsa *	W 81-60	ESPNU
Feb. 23	MEMPHIS *	L 85-88	ESPN2
Feb. 28	UConn *	W 65-63	ESPN2
Mar. 3	at SMU *	W 67-55	CBSSN
Mar. 5	ECU *	W 72-55	CBSSN
Mar. 9	at Tulane *	W 82-79	CBSSN

American Athletic Conference Tournament -- Memphis, Tenn.

Mar. 14	vs. ECU	W 73-57	ESPNU
Mar. 15	vs. n/r Temple	W 80-74	ESPNU
Mar. 16	vs. 24/23 Cincinnati	L 63-66	ESPN2

National Invitation Tournament

Mar. 20	at Furman	W 76-70	ESPN3
Mar. 24	at Clemson	1 p.m. CT	ESPN
M. 26/27	at Indiana / Arkansas		

# = Veterans Classic (Annapolis, Md.) % = Charleston Classic (Charleston, S.C.) & = at Chesapeake Energy Arena (Oklahoma City, Okla.) ! = at INTRUST Bank Arena (Wichita) \* = American Athletic Conference game ^ = American Athletic Conference Championship (Memphis, Tenn.)

2018-19 WICHITA STATE MEN'S BASKETBALL ROSTER

#	Name	Po.	Ht.	Wt.	Cl.	Exp.	Hometown/Previous School(s)
0	Dexter Dennis	G	6-5	208	Fr.	PS	Baker, La. / Baker HS / Believe Academy (S.C.)
1	Markis McDuffie	F	6-8	218	Sr.	3L	Paterson, N.J. / St. Anthony HS
2	Jamarius Burton	G	6-4	208	Fr.	PS	Charlotte, N.C. / Independence HS
3	Ricky Torres	G	6-2	189	Jr.	TR	Pinellas Park, Fla. / Missouri St.-West Plains JC
4	Samajae Haynes-Jones	G	6-0	180	Sr.	1L	Wichita, Kan. / East HS / Hutchinson (Kan.) CC
5	Rod Brown	F	6-6	215	R-Fr.	RS	Cordova, Tenn. / Cordova HS
10	Erik Stevenson	G	6-3	210	Fr.	HS	Lacey, Wash. / Timberline HS
11	Eli Farrakhan	G	5-11	165	Jr.	TR	Melbourne, Fla. / Heritage HS / Eastern Fla. St. JC / Central Georgia Tech
12	Morris Udeze	F/C	6-8	254	Fr.	PS	Houston, Texas/ Fort Bend Travis HS / Montverde Academy (Fla.)
14	Jacob Herra	G	6-2	180	So.	1L	Wichita, Kan. / Andover HS
15	Brycen Bush	G	6-0	159	So.	1L	Wichita, Kan. / Goddard Eisenhower HS
21	Jaime Echenique	F/C	6-11	258	Jr.	TR	Barranquilla, Colombia / JED Pestalozzi / Trinity Valley (Texas) CC
23	Teddy Allen %	F	6-5	220	So.	TR	Mesa, Ariz. / Boys Town HS (Neb.) / West Virginia
32	Tate Busse ^	G	6-2	175	Fr.	HS	St. Francis, Kan. / St. Francis HS
33	Asbjørn Midtgaard	C	7-0	268	So.	1L	Helsingør, Denmark / Espergaerde Gymnasium
44	Isaiah Poor Bear-Chandler	F/C	6-9	265	Fr.	PS	Omaha, Neb. / Central HS / Sunrise Christian Academy (Kan.)

% = Sitting out, per NCAA transfer rules; Eligible in 2019-20    ^ = 2018-19 Redshirt

**Head Coach:** Gregg Marshall (Randolph Macon '85), 12<sup>th</sup> season at WSU  
**Assistant Coach:** Isaac Brown (Louisiana Monroe '95), 5<sup>th</sup> season  
**Assistant Coach:** Lou Gudino (Indiana '97), 1<sup>st</sup> season  
**Assistant Coach:** Tyson Waterman (Winthrop '00), 1<sup>st</sup> season  
**Director of Basketball Operations:** Dominic Okon (Loyola Chicago '98), 12<sup>th</sup> season  
**Manager of Player Development:** Devon Smith (Ohio State '00), 9<sup>th</sup> season  
**Video Coordinator:** Nick Jones (Kansas State '14), 4<sup>th</sup> Season  
**Athletic Trainer:** Todd Fagan (Southwestern College '01), 13<sup>th</sup> season  
**Graduate Managers:** John Robert Simon (Wichita St. '17) & Tanner Garver (Kansas St. '17)

**Jamarius Burton** (ja-MÄRR-ē-us... second syllable as in "guitar")  
**Tate Busse** (Busse rhymes with "fussy")  
**Jaime Echenique** (JÄY-mē etcha-NEE-käy)  
**Eli Farrakhan** (Fair-ah-CON)  
**Markis McDuffie** (Marcus... Come on. Don't overthink it)  
**Asbjørn Midtgaard** (ÄZZ bëyörn MIT-Guard... think tennis great Bjorn Borg)  
**Isaiah Poor Bear-Chandler** ("Poor Bear-Chandler" is one long, hyphenated last name)  
**Ricky Torres** (TÖRE-rez.)  
**Morris Udeze** (ew DEZ ay... Pronounce the "u" like in "Uber")

**Dominic Okon** (öh-CONE)  
**Devon Smith** (de-VÄÄWN)

ROSTER BREAKDOWN

Players	16
Seniors (2)	Haynes-Jones, McDuffie
Juniors (3)	Echenique, Torres, Farrakhan
Sophomores (4)	Bush, Herra, Midtgaard, Allen**
Freshmen (7)	Brown*, Burton, Busse, Dennis, Stevenson, Udeze, Poor Bear-Chandler

\* = Redshirt Freshman / \*\* = Transfer, eligible in 2019-20

Height	
7-0	Midtgaard
6-11	Echenique
6-9	Poor Bear-Chandler
6-8 (2)	McDuffie, Udeze
6-6	Brown
6-5 (2)	Allen, Dennis
6-4	Burton
6-3 (2)	Stevenson
6-2 (3)	Busse, Herra, Torres
6-0 (2)	Bush, Haynes-Jones
5-11	Farrakhan

Seasons in the WSU Program (including redshirt years)	
4 <sup>th</sup> Year (1)	McDuffie (Sr.)
3 <sup>rd</sup> Year (0)	n/a
2 <sup>nd</sup> Year (5)	Brown (R-Fr.), Bush (So.), Haynes-Jones (Sr.), Herra (So.), Midtgaard (So.)
1 <sup>st</sup> Year (10)	Allen (So.-TR), Burton (Fr.), Busse (Fr.), Dennis (Fr.), Echenique (Jr.), Farrakhan (Jr.), Poor Bear-Chandler (Fr.), Stevenson (Fr.), Torres (Jr.), Udeze (Fr.)

Home State / Country

Kansas (4)	Bush, Busse, Herra, Haynes-Jones
Florida (2)	Farrakhan, Torres
Arizona	Allen
Louisiana	Dennis
Nebraska	Poor Bear-Chandler
New Jersey	McDuffie
North Carolina	Burton
Tennessee	Brown
Texas	Udeze
Washington	Stevenson
Denmark	Midtgaard
Columbia	Echenique

Age (as of Nov. 6, 2018)

23 (1)	Torres
22 (1)	Haynes-Jones
21 (5)	Brown, Echenique, Farrakhan, McDuffie, Midtgaard
20 (2)	Allen, Bush
19 (4)	Poor Bear-Chandler, Dennis, Herra, Stevenson
18 (3)	Burton, Busse, Udeze

QUICK FACTS

<b>Institution</b>	Wichita State University
<b>Location</b>	Wichita, Kan.
<b>Enrollment</b>	15,784
<b>Founded</b>	1895
<b>Nickname</b>	Shockers
<b>Mascot</b>	WuShock
<b>Colors</b>	Yellow (Pantone 116) & Black
<b>Affiliation</b>	NCAA Division I
<b>Conference</b>	American Athletic Conference
<b>Acting President</b>	Dr. Richard D. Muma
<b>Athletic Director</b>	Darron Boatright
	Alma Mater (Year)
<b>Website</b>	Murray State '98
<b>Twitter / Instagram</b>	goshockers.com
<b>Arena</b>	@goshockersmbb
	Charles Koch Arena
	Devlin Court
	Court Name
	Capacity
	10,506
	Opened
	1955 (Renovated/Renamed 2003)
<b>First Year of Basketball</b>	1905-06
<b>All-Time Record</b>	1,554-1,197
<b>Conference Titles</b>	13 (1 KIAC, 1 CIC, 11 MVC)
	KIAC (1905-27)
	1 (1921)
	CIC (1927-40)
	1 (1933)
	MVC (1945-2017)
	11 (1964,65,76,81,83,2006,12,14-17)
<b>MVC Tournament Titles</b>	4 (1985, 1987, 2014, 2017)
<b>NCAA Tournament Bids (Last)</b>	15 (7-straight)
	Record
	18-16 // 2 Final Fours (1965, 2013)
<b>NIT Appearances</b>	13th (Last: 2011, Champion)
	Record
	8-11
<b>CBI Appearances</b>	1 (2009, Quarterfinals)
	Record
	1-1

**TUNE IN**

► Watch the game on ESPN with **Mike Morgan** (pbp) & **LaPhonso Ellis** (analyst).  
 ► Listen on KEYN 103.7 FM. **Mike Kennedy**, now in his 39<sup>th</sup> season as "Voice of the Shockers," is joined by **Bob Hull**. Coverage begins an hour before tipoff with the INTRUST Bank Pregame Show.

**A SHOCKER WIN WOULD...**

... move them into the NIT quarterfinals for the fourth time in 13 trips with a road game at either top-seed Indiana or No. 5 Arkansas. Time and date TBA.  
 ... make Marshall 501-195 (.720) in 21 seasons  
 ... make them 21-14 with wins in 13 of their last 16.  
 ... give them seven-straight NIT wins.  
 ... make WSU 10-11 in NIT games (3-4 on the road).  
 ... make WSU 18-9 in postseason play under Marshall.  
 ... make them 6-7 this year in true road games with wins in six of their last seven.  
 ... make them 1-0 all-time vs. Clemson.  
 ... make Marshall 2-3 vs. Clemson.

**A SHOCKER LOSS WOULD...**

... end their season at 20-15.  
 ... be just their fourth loss since January.  
 ... be their first NIT loss since 2010, snapping a six-game streak that began in 2011.  
 ... make them 0-1 all-time vs. Clemson.  
 ... make Marshall 1-4 all-time vs. Clemson.  
 ... sink them to 8-13 in 13 NIT trips (2-5 on the road).  
 ... be less good than a win.

**PLAYING FOR 'JB':**

Shocker players are sporting "JB" patches on their jerseys in honor of **John Bardo**, who passed away Mar. 12 at age 70. Bardo, the university's president since 2012, had been battling a chronic lung condition.

**SCOUTING CLEMSON:**

► Clemson ranks No. 30 in KenPom – second-highest currently among the non-NCAA Tournament teams, trailing only Texas (28). The Tigers were No. 35 in the final NET rankings.  
 ► The Tigers have reached the postseason five times in Brad Brownell's nine seasons, including a string of three-in-a-row. Last year Clemson reached the NCAA's Sweet 16 as a No. 4 seed after posting wins over New Mexico State and Auburn. The Tigers fell to top-seed and eventual Final Four participant Kansas in Omaha, 80-76.  
 ► This is Clemson's third NIT under Brownell. The Tigers reached the semifinal in 2014 and lost in the first round in 2017.  
 ► This is Clemson's 17<sup>th</sup> NIT all-time. The Tigers have reached the semifinals three times with a pair of runner-up finishes but have never won the tournament. Only New Mexico (19) and Manhattan (18) have made more NIT appearances without winning a title.  
 ► Clemson's first round victory was likely bittersweet for Brownell. It came over his former school, Wright State, over his former protégé, Billy Donlon. Brownell led the Raiders to four 20-wins seasons from 2006-10 before accepting the Clemson job.  
 ► Clemson ranks 24<sup>th</sup> nationally in scoring defense (64.0) and 30<sup>th</sup> in field goal percentage defense (.406). KenPom ranks the Tigers No. 12 in defensive efficiency –

tops among non-NCAA Tournament qualifiers.  
 ► Clemson is 14-4 at home this year (8-1 vs. non-conference opponents). The Tigers' only non-conference home loss came against Nebraska on Nov. 26 (68-66).  
 ► **Marcquise Reed**, a 6-foot-3 fifth-year senior leads the team in points (19.5), assists (3.1) and steals (63) while pulling down 5.7 rebounds-per-contest. Reed entered the weekend ranked 27<sup>th</sup> nationally in steals-per-game (2.1) and is the ACC's free throw percentage leader at .845.  
 ► **Elijah Thomas** (13.0 ppg) is the team's leading rebounder (7.8) and shot-blocker (72). He ranks among the top-25 nationally in blocks and has nine double-doubles.  
 ► Senior point guard **Shelton Mitchell** (11.5 ppg, 32.8 mpg, team-high 95 assists) did not play against Wright State.

**MATCHUP MASHUP:**

► For the 12<sup>th</sup> time in 35 games, WSU will face an opponent that ranks among the nation's top-40 in field goal percentage defense. Clemson foes are shooting just 40.6% for the year (30<sup>th</sup> nationally). The Shockers faced Cincinnati (No. 30) three times, Tulsa twice (40) and played once each against Houston (1), VCU (6), UCF (13), Oklahoma (24), Southern Miss (25) and Davidson (36).  
 ► Marshall was born in Greenwood, S.C. (64 miles from Clemson) and spent nine years as head coach at Winthrop University in Rock Hill. As was the case in Charleston and Greenville, he'll have a large cheering section of friends and family for Sunday's game. Both of his parents were able to attend his 500<sup>th</sup> win at Furman.  
 ► This is the Shockers' eighth trip (and 10<sup>th</sup> game) on the east coast this year. In addition to the NIT and opener at Furman and American Athletic Conference contests at USF (Tampa, Fla.), UConn (Storrs, Conn.) and ECU (Greenville, N.C.), WSU played three games at the Charleston Classic (Charleston, S.C.), a neutral site contest in Annapolis, Md., and a road game at VCU (Richmond, Va.).  
 ► Shocker legend **Xavier McDaniel** attended Wednesday's win over Furman. The Columbia, S.C. native attended A.C. Flora High School before signing with Gene Smithson. In 1985 he became the first player in NCAA history to lead the nation in scoring and rebounding.  
 ► Both sides reached the 20-win plateau with first round NIT wins.  
 ► WSU has lost its last five games against ACC schools, including back-to-back NCAA Tournament setbacks against Notre Dame (2015 Sweet 16) and Miami (2016 Round of 32). Their last win against an ACC foe came under similar circumstances – Mar. 20, 2011 -- in overtime at Virginia Tech in the second round of the NIT.  
 ► Marshall is 1-3 in his career against Clemson. All four took place at Littlejohn Coliseum during his days at Winthrop. The teams met four-consecutive years from 1999-00 to 2002-03. Marshall led the Eagles a 66-61 upset on Dec. 18, 2001. It was Winthrop's first-ever victory over Clemson in seven tries.  
 ► Brownell and Marshall's coaching trees share a common branch. Current College of Charleston head coach **Earl Grant** worked under Marshall for six years (2004-07 at Winthrop and 2007-10 at WSU) before joining Brownell's original Clemson staff (2010-14). In 2014, Grant was named head coach at C-of-C.



**RECORD BREAKDOWN SHOCKERS IN THE POSTSEASON**

	NCAA	NIT	CBI	Total
Appearances	15	13 <sup>th</sup>	1	29 <sup>th</sup>
Most Recent	7-straight	2019	2009	11-straight
Overall Record	18-16	9-11	1-1	27-28
Best Finish	Final 4 1965, 2013	Champion 2011	Quarters 2009	

**BY OPPONENT**

	NCAA	NIT	CBI	Total
Alabama		1-0		1-0
Arizona	1-0			1-0
Bowling Green		0-1		0-1
Buffalo			1-0	1-0
Cal Poly	1-0			1-0
<b>Clemson</b>		-		-
College of Charleston		1-0		1-0
Creighton	1-0			1-0
Dayton	1-0	0-1		1-1
DePaul	0-1			0-1
Florida State		0-1		0-1
<b>Furman</b>		<b>1-0</b>		<b>1-0</b>
George Mason	0-1			0-1
Georgia	0-1			0-1
Gonzaga	1-0			1-0
Houston		1-0		1-0
Indiana	1-0			1-0
Iowa	1-0			1-0
Iowa State		0-1		0-1
Kansas	2-0			2-0
Kansas State	0-1			0-1
Kentucky	0-2			0-2
La Salle	1-0			1-0
Louisville	0-1			0-1
LSU	0-1			0-1
Marshall	0-1			0-1
Miami FL	0-1			0-1
Michigan	0-1	0-1		0-2
Michigan State		0-1		0-1
Nebraska		1-0		1-0
Nevada		0-1		0-1
New York Univ.		0-1		0-1
Notre Dame	0-1			0-1
Ohio State	1-0			1-0
Oklahoma State	1-0			1-0
Pittsburgh	1-0			1-0
Princeton	0-1			0-1
UC Santa Barbara		1-0		1-0
St. John's	0-1			0-1
Seton Hall	1-0			1-0
SMU	1-0			1-0
Southern	1-0			1-0
Stanford			0-1	0-1
Tennessee	1-0			1-0
UCLA	0-1			0-1
UTEP		0-1		0-1
Vanderbilt	1-0	0-1		1-1
VCU	0-1			0-1
Villanova		0-1		0-1
Virginia Tech		1-0		1-0
Washington State		1-0		1-0
Western Kentucky		1-0		1-0
<b>TOTALS</b>	<b>18-16</b>	<b>9-11</b>	<b>1-1</b>	<b>28-28</b>

**BY OPPONENT SEED**

	NCAA	NIT	CBI	Total
vs. #1	1-2	2-0		3-2
vs. #2	3-1	1-0		4-1
<b>vs. #3</b>	1-2	<b>1-0</b>		<b>2-2</b>
vs. #4				
vs. #5	0-1	1-0		1-1
vs. #6	1-2	1-1		2-3
vs. #7	2-0			2-0
vs. #8	1-1			1-1
vs. #9				
vs. #10	2-0			2-0
vs. #11	2-1			2-1
vs. #12	0-1			0-1
vs. #13	1-1			1-1
vs. #14				
vs. #15				
vs. #16	1-0			1-0
as Favorite	6-4	2-1		8-5
<b>as Underdog</b>	9-8	<b>4-0</b>		<b>13-8</b>
No Seeds	3-4	3-10	1-1	7-15





▶ Former Evansville head coach **Marty Simmons** is in his first year as an assistant coach at Clemson. Simmons and Marshall arrived at their respective stops in the same year (2007-08) and went head-to-head 21 times from 2007-17.

▶ WSU senior **Samajae Haynes-Jones** and Clemson redshirt sophomore defensive lineman **Xavier Kelly** were high school teammates at Wichita East High School. The pair helped lead the Aces to a state hoops title in Kansas' largest classification (6A) during Haynes-Jones' senior year (2015). The state tournament took place at WSU's Charles Koch Arena.

▶ Clemson coach **Brad Brownell** never coached in the Missouri Valley Conference but has ties to some names that might be familiar to long time Shocker fans. His first jobs as an assistant came under **Jim Crews** at Evansville (1991-92) and under **Royce Waltman** at the University of Indianapolis. Waltman went on to coach 10 years at Indiana State, where he eventually hired a young assistant named Lou Gudino. Crews helped Evansville transition to the MVC four years later.

**20-WINS... AGAIN!**

▶ The Shockers reached the 20-win plateau for a 10<sup>th</sup>-straight year with Wednesday's victory at Furman.  
 ▶ Wichita State is one of just eight schools credited with winning 20+ games in every season since 2010, joined by Kansas, Duke, Gonzaga, North Carolina, Kentucky, St. Mary's and Vermont. (Note -- Louisville vacated wins from three recent seasons but would otherwise qualify, as well).

▶ CONSECUTIVE 20-WIN SEASONS (ACTIVE; INCLUDES 2018-19)

Strk	School	Strk	School
30	Kansas	14	Kentucky
23	Duke	12	St. Mary's
22	Gonzaga	11	Vermont
15	North Carolina	10	Wichita State

**MARSHALL ONE OF THE FASTEST EVER TO 500:**

▶ **Gregg Marshall** needed just 695 games to record 500 wins – tied with former Tulsa and Arkansas coach **Nolan Richardson** for the 22<sup>nd</sup> fastest in NCAA history. The very next name on the list is one of his boyhood idols, former South Carolina coach **Frank McGuire** who recorded his own 500<sup>th</sup> win in game No. 699.  
 ▶ Marshall is one of only 10 coaches in college basketball history to record his 500<sup>th</sup> win before the end of his 21<sup>st</sup> season.  
 ▶ Marshall has 16 seasons of 20+ wins (15<sup>th</sup> best among active coaches).

▶ FASTEST COACHES TO 500 WINS (BY SEASON)

Rank	School	School(s)	Season
1.	Mark Few	Gonzaga	18 <sup>th</sup>
2.	Roy Williams	Kansas, North Carolina	19 <sup>th</sup>
3.	John Calipari	UMass, Memphis, Kentucky	20 <sup>th</sup>
	Bill Self	ORU, Tulsa, Illinois, Kansas	20 <sup>th</sup>
	Jerry Tarkanian	Long Beach St., UNLV	20 <sup>th</sup>
6.	<b>Gregg Marshall</b>	<b>Winthrop, Wichita St.</b>	<b>21<sup>st</sup></b>
	Jim Boeheim	Syracuse	21 <sup>st</sup>
	Bob Huggins	Walsh, Akron, Cincy, K-State, W. Va	21 <sup>st</sup>
	Tom Izzo	Michigan St.	21 <sup>st</sup>
	Billy Donovan	Marshall, Florida	21 <sup>st</sup>

**MARSHALL MILESTONE:**

▶ **Gregg Marshall's** .719 career winning percentage ranks 12<sup>th</sup> among active Division I coaches.  
 ▶ There are now 29 active D-I head coaches in the 500-win club, and 24 of them have logged at least 500 of their victories at the D-I level.  
 ▶ Marshall is one of just nine active coaches with 500+ wins (while coaching a D-I school) and a winning percentage of .700-or-higher.

▶ ACTIVE COACHES w/ 500+ D-I WINS & .700+ WINNING % (as of 3/22/19)

Pct.	Coach	W-L	Current School
.824	Mark Few	566-121	Gonzaga
.789	Roy Williams	869-233	North Carolina
.772	John Calipari	706-208	Kentucky
.767	Mike Krzyzewski	1129-343	Duke
.764	Bill Self	680-210	Kansas
.723	Tom Izzo	603-231	Michigan St.
<b>.719</b>	<b>Gregg Marshall</b>	<b>500-195</b>	<b>Wichita St.</b>
.711	Jim Boeheim	946-385	Syracuse
.704	Bob Huggins	860-361	West Virginia

**TRENDING:**

▶ WSU played 10 of its 33 regular season and conference tournament games against NCAA tournament teams, defeating Baylor and UCF at home and Temple on a neutral floor. 11 of the Shockers' 14 losses came to teams that qualified for the NCAA or NIT.  
 ▶ WSU has held 11 of its last 14 opponents to 40% or less from the field. Foes are shooting a combined .396 in that span.  
 ▶ The Shockers have shot less than 40% themselves in 17 of their 34 games this year. They're a respectable 8-9 in those games. Last year they failed to top 40% on just two occasions.  
 ▶ WSU shot 65.6% from the foul line in non-conference games (289<sup>th</sup> nationally). Since Jan. 1, WSU is shooting 76.4% at the line. For perspective, just 14 Division I teams shot 77% or higher during the regular season.  
 ▶ Among Shockers with at least 50 field goals made, **Asbjorn Midtgaard's** .649 shooting percentage is the second-highest season mark in school history, trailing **Bret Wise** (.65-of-83, .663 in 2003-04). Midtgaard is 36-of-73 (.679) since Jan. 30. The team is 12-3 in that stretch.

**THE AMERICAN IN THE POSTSEASON:**

▶ Seven American Athletic Conference teams qualified for postseason play.  
 ▶ Four teams earned NCAA Tournament bids. Two reached the second round. No. 3 Houston and No. 9 UCF earned lopsided wins on Friday. No. 7 Cincinnati was upset by No. 10 Iowa, and No. 11 fell to Belmont in the First Four.  
 ▶ Regular season champion Houston was fourth in the NCAA's final NET rankings and finished 11th in the final AP Poll. Tournament champ Cincinnati is No. 22 in the latest AP Poll and No. 25 in NET.  
 ▶ WSU and Memphis made the NIT. Memphis – seeded third – defeated San Diego in its opener but lost at No. 2 Creighton on Friday in the second round.  
 ▶ USF accepted a bid to play in the CBI.  
 ▶ In 2018, three AAC teams played in the NCAA Tournament. Cincinnati earned a No. 2 seed, WSU was No. 4 and Houston claimed a No. 6 seed. All three teams finished the season nationally-ranked.  
 ▶ The American's best finish came in its first year – 2014 – when UConn won the national championship.

**Head Coach**

**GREGG MARSHALL**

**AT WSU** | 306-112 (.732), 12<sup>th</sup>

**Career Accolades:**

- **3x** MVC Coach of the Year
- **4x** Big South Coach of the Year
- **2014** Naismith Coach of the Year
- **2014** AP Coach of the Year
- **2014** Henry Iba Coach of the Year
- **2014** NABC Coach of the Year
- **2014** Adolph Rupp Cup Winner
- **2007** Hugh Durham Award

**1** Final Four Appearance  
**5** MVC Regular Season Titles  
**2** MVC Tournament Titles  
**7** NCAA Appearances  
**1** NIT Championship  
**11** Postseason Appearances  
**16** 1st Team All-Conf. Selections  
**4** All-Americans

**CAREER** | 500-195 (.719), 21<sup>st</sup>

**9** Conf. Tournament Titles  
**11** Conf. Regular Season Titles  
**14** NCAA Tournament bids  
**18** Postseason Appearances

▶ **WINTHROP (1998-2007)**

Season	W-L	BSC Regular	BSC Tourney	Postseason
1998-99	21-8	9-1	1 <sup>st</sup>	<b>BSC Champion</b> NCAA 1 <sup>st</sup> Round
1999-00	21-9	11-3	2 <sup>nd</sup>	<b>BSC Champion</b> NCAA 1 <sup>st</sup> Round
2000-01	18-13	11-3	2 <sup>nd</sup>	<b>BSC Champion</b> NCAA Play-In
2001-02	19-12	10-4	1 <sup>st</sup>	<b>BSC Champion</b> NCAA 1 <sup>st</sup> Round
2002-03	20-10	11-3	1 <sup>st</sup>	BSC Semifinals
2003-04	16-12	10-6	3 <sup>rd</sup>	BSC Quarters
2004-05	27-6	15-1	1 <sup>st</sup>	<b>BSC Champion</b> NCAA 1 <sup>st</sup> Round
2005-06	23-8	13-3	1 <sup>st</sup>	<b>BSC Champion</b> NCAA 1 <sup>st</sup> Round
2006-07	29-5	14-0	1 <sup>st</sup>	<b>BSC Champion</b> NCAA 2 <sup>nd</sup> Round
<b>TOTAL</b>	<b>194-83</b>	<b>104-24</b>		

▶ **WICHITA STATE (2007-Pr.)**

Season	W-L	Conf Regular	Conf Tourney	Postseason
2007-08	11-20	4-14	9 <sup>th</sup>	MVC Play-In
2008-09	17-17	8-10	t <sup>5</sup>	MVC Quarters
2009-10	25-10	12-6	2 <sup>nd</sup>	MVC Runner-Up
2010-11	29-8	14-4	2 <sup>nd</sup>	MVC Semifinals
2011-12	27-6	16-2	1 <sup>st</sup>	MVC Semifinals
2012-13	30-9	12-6	2 <sup>nd</sup>	MVC Runner-Up
2013-14	35-1	18-0	1 <sup>st</sup>	<b>MVC Champion</b> NCAA 2 <sup>nd</sup> Round
2014-15	30-5	17-1	1 <sup>st</sup>	MVC Semifinals
2015-16	26-9	16-2	1 <sup>st</sup>	MVC Semifinals
2016-17	31-5	17-1	t1 <sup>st</sup>	<b>MVC Champion</b> NCAA 2 <sup>nd</sup> Round
2017-18	25-8	14-4	t2 <sup>nd</sup>	AAC Semifinals
2018-19	20-14	10-8	6 <sup>th</sup>	AAC Semifinals
<b>TOTAL</b>	<b>306-112</b>			

**HEAD COACH GREGG MARSHALL...**

▶ **Won his 500<sup>th</sup> career game Mar. 20 at Furman.**  
 ▶ **Won his 300<sup>th</sup> Shocker game Feb. 28 vs. UConn.**  
 ▶ WSU's career wins leader, averaging 25.5 wins/yr  
 ▶ Has led WSU to 11-straight postseasons.  
 ▶ Has coached in 14 NCAA Tournaments in 21 years.  
 ▶ Has won regular season titles in 11 of his 21 years.  
 ▶ Has posted 10 straight 20-win seasons.  
 ▶ Took WSU to its first Final Four in 48 years in 2013.  
 ▶ Logged first 35-0 start in NCAA history in 2013-14.  
 ▶ Coached WSU to its first NIT Championship in 2011.  
 ▶ Has coached 36 Shocker pros in 11 seasons.  
 ▶ Has had six players reach that NBA since 2013:  
 \***Ron Baker** (Knicks/Wizards), \***Fred VanVleet** (Raptors)  
**Cleanthony Early** (Knicks), **Gal Mekel** (Mavs/Pelicans)  
**Toure' Murry** (Knicks, Jazz, Wizards),  
 \***Landry Shamet** (76'ers) \*active in 2018-19  
 ▶ Passed **Ralph Miller** as WSU career wins leader, 2/3/16.  
 ▶ Has mentored 7 assistants who went on to become D-I head coaches. Six are currently leading programs:  
**Steve Forbes** (ETSU), **Earl Grant** (Charleston),  
**Dana Ford** (Missouri State), **Zach Spiker** (Drexel)  
**Barclay Radebaugh** (Charleston So.),  
**Chris Jans** (NMSU)

**RULES MODIFICATIONS IN THE 2019 NIT:**

The 2019 NIT will use four experimental rules. The first three were also incorporated into the 2018 NIT:

- ▶ The 3-point line will be extended by approximately 1 foot, 8 inches to the same distance used by FIBA for international competition (22 feet, 1.75 inches).
- ▶ The free throw lane will be widened from 12 feet to 16 feet, consistent with the width used by the NBA.
- ▶ The shot clock will reset to 20 seconds after an offensive rebound instead of the full 30 seconds.
- ▶ Team fouls will reset at the 10-minute mark of each half for the purpose of determining free throws and one-and-one free throws will be eliminated. Teams will shoot two bonus free throws after the fifth team foul of each 10-minute segment. Additionally, teams will be awarded two bonus free throws after the second team foul committed under two minutes re-remaining in each half if that foul occurs before the fifth team foul of the segment. In each over-time period, team fouls will reset, and teams will shoot two free throws beginning with the fourth team foul or the second team foul committed under two minutes remaining if that comes before the fourth team foul of the overtime period.

**McDUFFIE'S 34 POINTS vs. TEMPLE...**

- ... was a new career-high, edging out his 32-point performance against Providence (Nov. 9, 2018).
- ... was his second 30-point game of the year.
- ... was the most by a WSU player in over six years (**CleAnthony Early** had 39 vs. Southern Illinois in January, 2013).
- ... was the second-most points scored by a Marshall Era Shocker, behind Early.
- ... was the most by a Shocker in a conference tournament game since **Xavier McDaniel's** 34-point performance against No. 15 Tulsa in the 1985 Missouri Valley Conference championship game.

**AMERICAN TOURNAMENT LEFTOVERS:**

- ▶ **Markis McDuffie** set tournament records for free throws (31), attempts (33) and percentage (.939). He matched his career-high with 11 free throws in the first round, then broke it the following night against Temple with a 12-for-13 effort. He was 8-for-8 (all in the first half) against Cincinnati.
- ▶ WSU's 59 free throws over the three games tied SMU's team mark. The Shockers shot 83.1%.
- ▶ McDuffie averaged 22.3 points, 6.3 rebounds and posted a team-high four steals to make the all-tournament team.
- ▶ McDuffie's best game was a 34-point, 12-rebound effort against Temple in the semifinals. It was his first double-double of the year and the most points by a Shocker in a conference tournament play since **Xavier McDaniel** in the 1985 MVC Tournament Championship.
- ▶ **Dexter Dennis** averaged 12.0 points and 7.0 rebounds, lifted by a 19-point, 12-rebound statline in the quarterfinal win over Temple. It was his second double-double of the season and matched his career scoring high from earlier this year against Alabama.
- ▶ The Shockers failed to top 40% from the field in any of the three games but held all three of their opponents less than 40%, as well.

**MILESTONES:**

▶ **Markis McDuffie (623)** total points this year) is just the eighth Shocker to score 600+ points in a season. He's currently fourth on WSU's single-season list.

▶ SHOCKERS WITH 600+ POINTS IN A SEASON (All-Time)

Rank	Player	Cl.	Season	Points
1.	Xavier McDaniel	Sr.	1984-85	844
2.	Dave Stallworth	Jr./Sr.	1963-64	769
3.	Maurice Evans	So.	1998-99	632
4.	<b>Markis McDuffie</b>	<b>Sr.</b>	<b>2018-19</b>	<b>623</b>
5.	Xavier McDaniel	Jr.	1983-84	619

- ▶ McDuffie has attempted a school-record **219** three-point field goals this year. He broke **Ron Baker's** mark (209 in 2014-15) last Saturday vs. Cincinnati.
- ▶ **Samajae Haynes-Jones (200)** hit the 200 plateau on Wednesday night. Prior to this season, only two others Shockers had taken that many in a year. Baker and **Sean Ogirri (206 in 2005-06)**.

▶ SINGLE-SEASON THREE-POINT FIELD GOAL ATTEMPTS

Rank	Player	Cl.	Years	3pt FGA
1.	<b>Markis McDuffie</b>	<b>Sr.</b>	<b>2018-19</b>	<b>219</b>
2.	Ron Baker	Jr.	2014-15	209
3.	Sean Ogirri	So.	2005-06	206
4.	<b>Samajae Haynes-Jones</b>	<b>Sr.</b>	<b>2018-19</b>	<b>200</b>

▶ McDuffie's **76** three-point field goals are fourth on WSU's season chart.

▶ SINGLE-SEASON THREE-POINT FIELD GOALS

Rank	Player	Cl.	Years	3pt FGM
1.	Sean Ogirri	So.	2005-06	91
2.	Landry Shamet	So.	2017-18	84
3.	Ron Baker	Jr.	2014-15	80
4.	<b>Markis McDuffie</b>	<b>Sr.</b>	<b>2018-19</b>	<b>76</b>
5.	David Kyles	Jr.	2010-11	75

▶ McDuffie has made **151** free throws this year. That total is tied for sixth on WSU's single-season list. McDuffie needs just one more to match **Jamar Howard (2003-04)** for what is essentially the modern free throw record (1972-73 to present).

▶ SINGLE-SEASON FREE THROW ATTEMPTS

Rank	Player	Cl.	Years	FTM
1.	Cleo Littleton	Sr.	1954-55	220
2.	Dave Stallworth	Jr./Sr.	1963-64	203
3.	Dave Stallworth	So./Jr.	1962-63	165
4.	Cleo Littleton	Sr.	1952-53	155
5.	Jamar Howard	Jr.	2003-04	152
6.	<b>Markis McDuffie</b>	<b>Sr.</b>	<b>2018-19</b>	<b>151</b>
6.	CleAnthony Early	Sr.	2013-14	151

▶ McDuffie (**1,476** career points) scored 20 points in the first round to pass both **Sasha Radunovich** and **Cliff Levingston** for 13<sup>th</sup> on WSU's all-time scoring list. He needs just 24 more points to become the program's 14<sup>th</sup> 1,500-point scorer.

▶ McDUFFIE ON WICHITA STATE'S ALL-TIME SCORING LIST

Rank	Player	Years	Points	Points Needed
10.	Jamar Howard	2001-05	1,571	95
11.	Greg Carney	1966-70	1,545	69
12.	Toure' Murry	2008-12	1,539	63
13.	<b>Markis McDuffie</b>	<b>2015-Pr.</b>	<b>1,476</b>	
14.	Cliff Levingston	1979-82	1,471	
15.	Sasha Radunovich	1985-89	1,463	
16.	Fred VanVleet	2012-16	1,439	

**GAME 35 | at Furman | NIT 1<sup>st</sup> Round**

Mar. 14, 2019 | Memphis, Tenn./ FedExForum

<b>[6] Wichita St.</b> .....	35	41	-	<b>76</b>
<b>[3] Furman</b> .....	31	39	-	<b>70</b>

- ▶ No. 6 seed WSU won at No. 3 seed Furman in the first round of the NIT.
- ▶ **Gregg Marshall** notched his 500th career victory.
- ▶ **Markis McDuffie** scored a team-high 20 points for the Shockers who won for the 12th time in 15 games.
- ▶ **Matt Rafferty** led Furman with 27 points, eight rebounds, five assists and five steals.
- ▶ WSU was perfect on the offensive end over the final 4:00. Tied at 62 with 3:57 left, the Shockers came away with field goals on each of their next five possessions. Furman couldn't match that pace.
- ▶ **Jaime Echenique's** layup with 1:39 to go put the Shockers in front for good. After a defensive stop, **Samajae Haynes-Jones' pull-up jumper** made it a two-possession game with 44 seconds left. Out of a timeout -- up 70-68 with 24 seconds to go -- WSU put the ball into the hands of McDuffie who scored a crucial layup with 14 seconds showing to effectively ice the game.
- ▶ WSU shot 50% from the field for the first time since Jan. 16, hitting 31-of-62 shots.
- ▶ The Shockers outrebounded the smaller Palatins 43-26 and scored 46 of their 76 points inside the paint.
- ▶ **Erik Stevenson** added 12 points and six rebounds off the bench. **Samajae Haynes-Jones** shook off foul trouble to score eight points -- all in the second half.
- ▶ WSU played just over half of the 40 minutes form in front. The game featured 14 ties (lasting a combined 9:02) and 12 lead changes.

**WICHITA STATE (20-14)**

#	Player	fg	3pt	ft	tr	pf	tp	a	to	blk	s	min	
01	McDUFFIE, Markis	f	8-17	2-6	2-4	6	0	20	0	1	0	1	37
21	ECHENIQUE, Jaime	f	8-10	0-0	0-0	10	4	16	0	1	1	1	24
00	DENNIS, Dexter	g	1-7	1-3	0-0	4	1	3	2	2	0	0	31
02	BURTON, Jamarius	g	2-6	0-1	0-0	1	2	4	4	1	0	0	26
04	HAYNES-JONES, Samaj	g	3-8	0-2	2-2	2	2	8	2	1	0	0	23
03	TORRES, Ricky	g	2-3	0-1	0-0	3	0	4	2	2	0	0	12
05	BROWN, Rod	g	0-1	0-0	0-0	0	0	0	0	0	0	0	3
10	STEVENSON, Erik	g	4-6	2-4	2-2	6	1	12	2	4	0	0	28
33	MIDTGAARD, Asbjorn	g	3-4	0-0	3-6	10	4	9	0	1	2	1	16
TEAM		-	-	-	1	0							
Totals.....		31-62	5-17	9-14	43	14	76	12	13	3	3	200	
TOTAL FG%		1st Half: 16-31 51.6%	2nd Half: 15-31 48.4%	Game: 50.0%									
3-Pt. FG%		1st Half: 3-9 33.3%	2nd Half: 2-8 25.0%	Game: 29.4%									
FThrow %		1st Half: 0-3 0.0%	2nd Half: 9-11 81.8%	Game: 64.3%									

**FURMAN (25-8)**

#	Player	fg	3pt	ft	tr	pf	tp	a	to	blk	s	min	
04	GURLEY, Noah	f	2-7	1-4	1-2	2	2	6	0	0	1	0	24
32	RAFFERTY, Matt	f	11-19	0-1	5-6	8	3	27	5	1	0	5	35
45	MOUNCE, Clay	f	4-9	2-7	0-0	4	4	10	2	2	0	1	37
10	HUNTER, Alex	g	2-6	1-3	0-0	3	2	5	2	0	0	1	34
23	LYONS, Jordan	g	6-15	4-10	3-3	3	1	19	3	2	0	0	37
00	CLARK, Tre	g	0-0	0-0	0-0	1	0	0	0	0	0	0	2
02	Williams, Jalen	g	0-0	0-0	0-0	0	0	0	0	0	0	0	3
03	BOTHWELL, Mike	g	1-3	0-0	1-1	1	0	3	0	1	0	0	6
05	BROWN, Andrew	g	0-3	0-2	0-0	3	3	0	2	0	1	1	19
20	SLAWSON, Jalen	g	0-0	0-0	0-0	0	0	0	0	0	0	0	3
TEAM		-	-	-	2	0							
Totals.....		26-62	8-27	10-12	26	16	70	14	6	2	8	200	
TOTAL FG%		1st Half: 11-30 36.7%	2nd Half: 15-32 46.9%	Game: 41.9%									
3-Pt. FG%		1st Half: 5-13 38.5%	2nd Half: 3-14 21.4%	Game: 29.6%									
FThrow %		1st Half: 4-4 100%	2nd Half: 6-8 75.0%	Game: 83.3%									

Officials: Brian O'Connell, Tim Clougherty, Jamel Spearman Technical fouls: None.  
 Attendance: 2102 Points in the paint-WICH 46,FUR 32. Points off turnovers-WICH 10,FUR 15. 2nd chance points-WICH 16,FUR 10. Fast break points-WICH 5,FUR 14.  
 Bench points-WICH 25,FUR 3. Score tied-12 times. Lead changed-14 times.  
 Last FG-WICH 2nd-00:14, FUR 2nd-00:02 Largest lead-WICH by 7 2nd-06:14, FUR by 4 2nd-12:09. WICH led for 20:27. FUR led for 10:31. Game was tied for 09:02.





**WICHITA STATE IN THE NIT:**

▶ This is Wichita State's 13<sup>th</sup> NIT appearance. The Shockers are **9-11** all-time, with five of those wins coming in their last appearance (2011) when they won the title.

▶ WSU's win at Furman marked just the fourth time in 13 NIT trips that the Shockers have advanced in the bracket. They went one-and-done in each of their first six appearances between 1954 and 1984. WSU went 1-1 in 1989, 2-1 in 2005 and 5-0 in 2011.

▶ WSU's win at Furman was only its second NIT road victory in six tries. They've won back-to-back now, with the other coming in overtime at Virginia Tech.

▶ **Gregg Marshall** is coaching in his third NIT (2009, 2010, 2011), tying **Ralph Miller** (1954, 1962, 1963) and **Mark Turgeon** (2003, 2004, 2005) for the most in Shocker history. Marshall has a 6-1 career NIT record.

**PICKING UP WHERE THEY LEFT OFF:**

▶ Wichita State (the 2011 champion) is looking to become just the fourth school to win titles in consecutive appearances. St. John's (1943 & 1944), South Carolina (2005 & 2006) and Penn State (2009 & 2018) are the others.

▶ With its first-round victory, WSU has now won six-straight NIT games. A win over Clemson would tie for the eighth-longest streak in the event's 82-year history.

▶ **LONGEST N.I.T. WINNING STREAKS (ALL-TIME)**

Rank	School	Years	Streak	
1.	South Carolina	2005, 2006	10	
	Penn State	2009, 2018	10	Active
3.	Ohio State	1986, 1987	9	
	Memphis	2001, 2002, 2005	9	
	Michigan	2004, 2006	9	
6.	Dayton	1962, 1968	8	
	Purdue	1974, 1979	8	
8.	St. John's	1943, 1944	7	
	Fresno State	1983, 1985	7	
	Nebraska	1996, 1997	7	
	UConn	1988, 1989	7	
	<b>Wichita State</b>	<b>2011, 2019</b>	<b>6</b>	<b>Active</b>

**WSU BY ROUND**

NCAA Tournament Games		NIT Games	
First Four	1-0	Round of 40	1-1
Round of 64	7-5	Round of 32	4-4
Round of 32	4-4	<b>Round of 16</b>	<b>1-4</b>
Regional Semifinal	4-2	Quarterfinal	1-2
Regional Final	2-2	Semifinal	1-0
National Semifinal	0-2	Championship	1-0
3rd Place Game	0-1	Openers	4-9
National Championship	0-0		
Openers	9-6	CBI Games	
		Round of 16	1-0
		Quarterfinals	0-1

**WSU BY LOCATION**

NCAA Tournament Games		NIT Games	
Los Angeles, Calif.	2-0	New York, N.Y.	2-4
San Diego, Calif.	0-1	Wichita, Kan.	5-3
Atlanta, Ga.	0-2	Ames, Iowa	0-1
Chicago, Ill.	0-1	Ann Arbor, Mich.	0-1
Indianapolis, Ind.	1-1	East Lansing, Mich.	0-1
South Bend, Ind.	0-1	Nashville, Tenn.	0-1
Wichita, Kan.	3-1	<b>Clemson, S.C.</b>	-
Manhattan, Kan.	2-0	Greenville, S.C.	1-0
New Orleans, La.	1-1	Blacksburg, Va.	1-0
St. Louis, Mo.	1-1		
Omaha, Neb.	2-0	CBI Games	
Greensboro, N.C.	2-0	Wichita, Kan.	1-1
Cleveland, Ohio	0-1		
Dayton, Ohio	1-0		
Portland, Ore.	0-3		
Providence, R.I.	1-1		
Denton, Texas	0-1		
Salt Lake City, Utah	2-0		
Washington D.C.	0-1		

**PAST APPEARANCES:**

**1954 // Ralph Miller // 0-1, Round of 12**  
Led by All-American and 2,000-point scorer Cleo Littleton, the Shockers made their first major postseason appearance of the modern era.

**1962 // Ralph Miller // 0-1, Round of 12**  
**1963 // Ralph Miller // 0-1, Quarterfinals**  
Prior to earning their first NCAA bid in 1964 and reaching the 1965 Final Four, the Shockers played in back-to-back NITs. All-American Dave Stallworth was the leading scorer in close losses to Dayton and Villanova.

**1966 // Gary Thompson // 0-1, Quarterfinals**  
A year removed from the Final Four, WSU lost an overtime thriller to NYU in the NIT quarterfinals. Six-foot-2 Warren Armstrong (Jabali) delivered one of the great postseason stat lines in Shocker history with 24 points and 24 rebounds

**1980 // Gene Smithson // 0-1, Round of 32**  
The Bookends, Antoine Carr and Cliff Levingston, led WSU to the 1981 Elite Eight, but their first taste of the postseason came as freshmen in the NIT. Despite Levingston's 24 points and nine rebounds, WSU lost at home to UTEP.

**1984 // Gene Smithson // 0-1, Round of 32**  
After a two-year ban, WSU returned to the postseason, but Xavier McDaniel's double-double (16 pts, 10 reb) wasn't enough to win at Michigan. A year later, McDaniel led the nation in scoring and rebounding and led the Shockers to their first MVC Tournament championship.

**1989 // Eddie Fogler // 1-1, Round of 16**  
The Shockers were one-and-done in each of their first six appearances from 1954 through 1984 before finally breaking through with a home win over UC Santa Barbara. Steve Grayer scored a team-high 18 points. They lost a few days later at Michigan State.

**2003 // Mark Turgeon // 0-1, Round of 40**  
Few programs have celebrated an NIT bid with more gusto than the 2003 Shockers, who ended the program's 14-year postseason drought. They by three at halftime in front of nearly 14,000 at Iowa State, but the hosts survived by hitting 7 of 12 second half threes.

**2004 // Mark Turgeon // 0-1, Round of 32**  
WSU hosted its first NIT game since '89 at newly renovated Charles Koch Arena in one of the loudest games in Roundhouse history. Florida State's Tim Pickett hit a circus three at the end of regulation and the visiting Seminoles survived in double-overtime.

**2005 // Mark Turgeon // 2-1, Round of 16**  
A senior laden team won back-to-back home games over Houston and Western Kentucky (WSU's first postseason wins since '89) but fans mostly remember the way it ended at Vanderbilt. Down two and at the free throw line, WSU intentionally missed. Jamar Howard put back the rebound for the game-tying score which seemingly sent the game to overtime. Instead, out of a timeout with 0.7 seconds left, Vandy's Corey Smith slipped behind the defense, caught an 80-foot pass mid-lane and scored ahead of the final buzzer.

**2010 // Gregg Marshall // 0-1, Round of 32**  
The Shockers – seeded third – went 17-0 at home during the regular season but were stunned by No. 6 Nevada in the first round.

**2011 // Gregg Marshall // 5-0, Champion**  
Close non-conferences losses to a pair of eventual Final Four opponents (UConn and VCU) left Wichita State on the outside looking in when the NCAA Tournament brackets were announced, but the Shockers rallied in March to win the school's first-ever postseason title.

Marshall's deepest and most-veteran WSU team to date featured nine upperclassmen and a total of 10 players who averaged double-figure minutes and were more than happy to set their individual stats aside for the good of the group. Senior **J.T. Durley** was the lone Shocker to average more than 10 points.

At home against a shell-shocked Nebraska, the Shockers went 6-for-11 from three and raced to a 40-20 halftime lead on their way to a 76-49 first round victory.

WSU outlasted 1-seed Virginia Tech on the road in the next round. Durley's three-pointer tied the game with 47 seconds to play in regulation and helped get the game to overtime, where - knotted at 76 with nine second to play - **Joe Ragland** drove the length of the floor for the game winning layup.

An upset by No. 6 College of Charleston opened the door for 4<sup>th</sup>-seeded WSU to host a quarterfinal matchup, and - just as they did against Nebraska - the Shockers raced to an early lead. A 15-1 run turned an 11-point halftime lead into a 20-point cushion. Senior big men Durley and **Gabe Blair** combined for 30 points in an 82-75 win.

From there, it was on to Madison Square Garden and the tournament semifinals, where Washington State had no answer fo junior 7-footer **Garrett Stutz**, who came off the bench to score a game-high 24 points.

The Shockers stifled the Cougars offensively, holding them to under 30% from the field for the game, and more than doubled Washington State's production on the boards (52-25) on the way to a 75-44 win.

In the championship game, WSU's balance and depth again prevailed. Down a point with 15 minutes to go in the season, the Shockers mounted an 8-0 run to regain control.

Alabama made one last charge near the 4:00-mark, but Hatch hit back-to-back treys in a span of just over 60 seconds to lift the lead to 12 and effectively put the game out of reach.

"We obviously, as a team, have gone through a roller coaster," said Hatch, who went 4-for-4 from beyond the arc and took home tournament MVP honors. "We came back from those disappointments, we pulled together, and it's just magical."

In their five NIT wins, the Shockers averaged 18 assists, outscored opponents by an average of 75.6-60.2 and out rebounded them by over 8 boards per game.

Durley - who finished with 1,327 career points - was named first team All-Valley, and Murry earned second team honors.

The Shockers' 29 wins were - for the time being - a new school record, eclipsing the 1954 team's 27 victories, Little did WSU fans know, the best was still to come.

**NIT RESULTS**

Year	Coach	Seed	Event	Round	Location / Venue	Date	Opponent	Result	Leading Scorer(s)
1954	Ralph Miller		NIT	1st Round (12)	New York / Madison Square Garden	M. 6	vs. Bowling Green	MAC L 84-88	20 - Cleo Littleton / Jim McNERey
1962	Ralph Miller		NIT	1st Round (12)	New York / Madison Square Garden	M. 15	vs. Dayton	Indep. L 71-79	18 - Dave Stallworth
1963	Ralph Miller		NIT	Quarterfinals (8)	New York / Madison Square Garden	M. 16	vs. Villanova	Indep. L 53-54	16 - Dave Stallworth
1966	Gary Thompson		NIT	Quarterfinals (8)	New York / Madison Square Garden	M. 14	vs. New York Univ.	Indep. L 84-90 ot	24 - Warren Armstrong
1980	Gene Smithson		NIT	1st Round (32)	Wichita, Kan. / Henry Levitt Arena #	M. 6	UTEP	WAC L 56-58	24 - Cliff Levingston
1984	Gene Smithson		NIT	1st Round (32)	Ann Arbor, Mich. / Crisler Arena	M. 15	at Michigan	Big Ten L 70-94	16 - Xavier McDaniel
1989	Eddie Fogler		NIT	1st Round (32)	Wichita, Kan. / Henry Levitt Arena #	M. 16	UC-SANTA BARBARA	Big West W 70-62	18 - Steve Grayer
				2nd Round (16)	East Lansing, Mich. / Jenison Field House	M. 20	at Michigan St.	Big Ten L 67-79	15 - John Cooper
2003	Mark Turgeon		NIT	Opening Round (40)	Ames, Iowa / Hilton Coliseum	M. 19	at Iowa St.	Big 12 L 65-76	18 - Paul Miller
2004	Mark Turgeon		NIT	1st Round (32)	Wichita, Kan. / Charles Koch Arena	M. 19	FLORIDA ST.	ACC L 84-91 2ot	16 - Fridge Holman / Jamar Howard
2005	Mark Turgeon		NIT	Opening Round (40)	Wichita, Kan. / Charles Koch Arena	M. 16	HOUSTON	C-USA W 85-69	21 - Jamar Howard
				1st Round (32)	Wichita, Kan. / Charles Koch Arena	M. 19	WESTERN KENTUCKY	Sun Belt W 84-81	22 - Jamar Howard
				2nd Round (16)	Nashville, Tenn. / Memorial Gymnasium	M. 21	at Vanderbilt	SEC L 63-65	13 - Paul Miller
2009	Gregg Marshall		CBI	1st Round (16)	Wichita, Kan / Charles Koch Arena	M. 18	BUFFALO	MAC W 84-73	14 - Ramon Clemente/Clevin Hannah
				Quarterfinals (8)	Wichita, Kan. / Charles Koch Arena	M. 23	STANFORD	PAC-10 L 56-70	13 - Clevin Hannah
2010	Gregg Marshall	[3]	NIT	1st Round (32)	Wichita, Kan. / Charles Koch Arena	M. 17	[6] NEVADA	WAC L 70-74	15 - Toure' Murry
2011	Gregg Marshall	[4]	NIT	1st Round (32)	Wichita, Kan. / Charles Koch Arena	M. 16	[5] NEBRASKA	Big 12 W 76-49	13 - David Kyles
				2nd Round (16)	Blacksburg, Va. / Cassell Coliseum	M. 20	at Virginia Tech	ACC W 79-76 ot	15 - Toure' Murry
				Quarterfinals (8)	Wichita, Kan. / Charles Koch Arena	M. 23	[6] CHARLESTON	SoCon W 82-75	16 - Gabe Blair
				Semifinals (4)	New York / Madison Square Garden	M. 29	vs. [2] Washington St.	Pac-10 W 75-44	13 - Toure' Murry
				Championship (2)	New York / Madison Square Garden	M. 31	vs. [1] Alabama	SEC W 66-57	12 - J.T. Durley/Graham Hatch
2019	Gregg Marshall	[6]	NIT	1st Round (32)	Greenville, S.C. / Timmons Arena	M. 20	at [3] Furman	SoCon W 76-70	20 -- Markis McDuffie
				2nd Round (16)	Clemson, S.C. / Littlejohn Coliseum	M. 24	at [2] Clemson	ACC	



**NCAA TOURNAMENT RESULTS**

Year	Coach	Seed	Region	Round	Location / Venue	Date	Opponent	Conf.	Result	Leading Scorer(s)
1964	Ralph Miller		Midwest	Regional Semifinal (16)	Wichita, Kan. / WU Fieldhouse #	M. 13	vs. Creighton	Indep.	W 84-68	22 - Dave Stallworth
				Regional Final (8)	Wichita, Kan. / WU Fieldhouse #	M. 14	vs. Kansas State	Big 8	L 86-94	37 - Dave Stallworth
1965	Gary Thompson		Midwest	Regional Semifinal (16)	Manhattan, Kan. / Ahearn Field House	M. 12	vs. SMU	SWC	W 86-81	31 - Kelly Pete
			Midwest	Regional Final (8)	Manhattan, Kan. / Ahearn Field House	M. 13	vs. Oklahoma State	Big 8	W 54-46	19 - Kelly Pete
				Final Four	Portland, Ore. / Memorial Coliseum	M. 19	vs. UCLA	AAWU	L 89-108	36 - Jamie Thompson
				3rd Place Game	Portland, Ore. / Memorial Coliseum	M. 20	vs. Princeton	Ivy	L 82-118	21 - Kelly Pete
1976	Harry Miller		Midwest	1st Round (32)	Denton, Texas / UNIT Coliseum	M. 13	vs. Michigan	Big Ten	L 73-74	18 - Robert Elmore
1981	Gene Smithson	[6]	Midwest	1st Round (48)	Wichita, Kan. / Henry Levitt Arena #	M. 13	vs. [11] Southern	SWAC	W 95-70	24 - Cliff Levingston
			Midwest	2nd Round (32)	Wichita, Kan. / Henry Levitt Arena #	M. 15	vs. [3] Iowa	Big Ten	W 60-56	25 - Cliff Levingston
			Midwest	Regional Semifinal (16)	New Orleans, La. / Louisiana Superdome	M. 20	vs. [7] Kansas	Big 8	W 66-65	18 - Cliff Levingston
			Midwest	Regional Final (8)	New Orleans, La. / Louisiana Superdome	M. 22	vs. [1] LSU	SEC	L 85-96	22 - Antoine Carr
1985	Gene Smithson	[11]	East	1st Round (64)	Atlanta, Ga. / Omni Coliseum	M. 15	vs. [6] Georgia	SEC	L 59-67	22 - Xavier McDaniel
1987	Eddie Fogler	[11]	Midwest	1st Round (64)	Rosemont, Ill. / Rosemont Horizon	M. 13	vs. [6] St. John's	Big East	L 55-57	18 - Sasha Radunovich
1988	Eddie Fogler	[12]	Midwest	1st Round (64)	South Bend, Ind. / Edmond P. Joyce Center	M. 17	vs. [5] DePaul	Indep.	L 62-83	18 - Sasha Radunovich
2006	Mark Turgeon	[7]	Washington D.C.	1st Round (64)	Greensboro, N.C. / Greensboro Coliseum	M. 16	vs. [10] Seton Hall	Big East	W 86-66	23 - Sean Ogirri
			Washington D.C.	2nd Round (32)	Greensboro, N.C. / Greensboro Coliseum	M. 18	vs. [2] Tennessee	SEC	W 80-73	20 - P.J. Cousinard
			Washington D.C.	Regional Semifinal (16)	Washington D.C. / Verizon Center	M. 24	vs. [11] George Mason	Colonial	L 55-63	16 - Paul Miller
2012	Gregg Marshall	[5]	South	2nd Round (64)	Portland, Ore. / Rose Garden	M. 15	vs. [12] VCU	Colonial	L 59-62	15 - Joe Ragland
2013	Gregg Marshall	[9]	West	2nd Round (64)	Salt Lake City / EnergySolutions Arena	M. 21	vs. [8] Pittsburgh	Big East	W 73-55	22 - Malcolm Armstead
			West	3rd Round (32)	Salt Lake City / Energy Solutions Arena	M. 23	vs. [1] Gonzaga	WCC	W 76-70	16 - Cleanthony Early
			West	Regional Semifinal (16)	Los Angeles, Calif. / Staples Center	M. 28	vs. [13] LaSalle	A-10	W 72-58	18 - Malcolm Armstead
			West	Regional Final (8)	Los Angeles, Calif. / Staples Center	M. 30	vs. [2] Ohio State	Big Ten	W 70-66	14 - Malcolm Armstead
				Final Four	Atlanta, Ga. / Georgia Dome	A. 6	vs. [1] Louisville	Big East	L 68-72	24 - Cleanthony Early
2014	Gregg Marshall	[1]	Midwest	2nd Round (64)	St. Louis, Mo. / Scottrade Center	M. 21	vs. [16] Cal Poly	Big West	W 64-37	23 - Cleanthony Early
			Midwest	3rd Round (32)	St. Louis, Mo. / Scottrade Center	M. 23	vs. [8] Kentucky	SEC	L 76-78	31 - Cleanthony Early
2015	Gregg Marshall	[7]	Midwest	2nd Round (64)	Omaha, Neb. / CenturyLink Center	M. 20	vs. [10] Indiana	Big Ten	W 81-76	27 - Fred VanVleet
			Midwest	3rd Round (32)	Omaha, Neb. / CenturyLink Center	M. 22	vs. [2] Kansas	Big 12	W 78-65	19 - Tekele Cotton
			Midwest	Regional Semifinal (16)	Cleveland, Ohio / Quicken Loans Arena	Mar. 26	vs. [3] Notre Dame	ACC	L 70-81	25 - Fred VanVleet
2016	Gregg Marshall	[11]	South	First Four (68)	Dayton, Ohio / UD Arena	Mar. 15	vs. [11] Vanderbilt	SEC	W 70-50	14 - Ron Baker/Fred VanVleet
			South	1st Round (64)	Providence, R.I. / Dunkin' Donuts Center	Mar. 17	vs. [6] Arizona	Pac-12	W 65-55	16 - Fred VanVleet
			South	2nd Round (32)	Providence, R.I. / Dunkin' Donuts Center	Mar. 19	vs. [3] Miami FL	ACC	L 57-65	12 - Shaq Morris/Fred VanVleet
2017	Gregg Marshall	[10]	South	1st Round (64)	Indianapolis / Bankers Life Fieldhouse	Mar. 17	vs. [7] Dayton	A-10	W 64-58	13 - Landry Shamet
			South	2nd Round (32)	Indianapolis / Bankers Life Fieldhouse	Mar. 19	vs. [2] Kentucky	SEC	L 62-65	20 - Landry Shamet
2018	Gregg Marshall	[4]	East	1st Round (64)	San Diego, Calif. / Viejas Arena	Mar. 16	vs. [13] Marshall	C-USA	L 75-81	27 -- Conner Frankamp

**CBI RESULTS**

Year	Coach	Seed	Event	Round	Location / Venue	Date	Opponent	Result	Leading Scorer(s)	
2009	Gregg Marshall		CBI	1st Round (16)	Wichita, Kan / Charles Koch Arena	M. 18	BUFFALO	MAC	W 84-73	14 - Ramon Clemente/Clevin Hannah
				Quarterfinals (8)	Wichita, Kan. / Charles Koch Arena	M. 23	STANFORD	PAC-10	L 56-70	13 - Clevin Hannah



**TOP TEAMS OF THE TEENS:**

► Wichita State has been one of the decade's most-decorated programs. The Shockers' .796 winning percentage since the start of the 2010-11 season ranks **fifth** nationally behind Gonzaga, Kansas, Duke and Kentucky.

► HIGHEST WINNING PERCENTAGE (2010-11 thru Mar. 21, 2019)

School	W-L	Pct.
1. Gonzaga	275-48	.851
2. Kansas	271-62	.814
3. Duke	261-64	.803
4. Kentucky	268-67	.800
<b>5. Wichita State</b>	<b>253-65</b>	<b>.796</b>
6. Arizona	248-74	.770
7. North Carolina	255-78	.766
8. Villanova	245-75	.766
9. St. Mary's	234-73	.762
10. Virginia	233-73	.761

**ROAD WARRIORS:**

► Prior to this year, WSU had been the nation's most successful road team under Gregg Marshall. Six-straight losses to start the year ate into those numbers, but the young Shockers have since won five of their last six true road contests.

► TOP TRUE ROAD RECORDS (Since 2013-14)

School	W-L	Pct.
1. Gonzaga	56-9	.862
<b>2. Wichita State</b>	<b>54-15</b>	<b>.783</b>
3. Villanova	52-17	.754
4. Virginia	50-18	.735
5. Saint Mary's	46-21	.687
6. Arizona	42-22	.656
7. Cincinnati	43-23	.652
8. Michigan State	39-22	.639
9. North Carolina	42-25	.627
10. Kentucky	38-23	.623

**KEN POM-POMS**

► KenPom is considered the gold standard for analytics in college basketball. WSU is one of just three programs, alongside Duke and Kansas, that have finished in the top-30 in every season this decade (2010-11 to pres.).

► KENPOM TOP-30 IN EVERY SEASON THIS DECADE

School	'18	'17	'16	'15	'14	'13	'12	'11
Duke	3	14	17	3	8	6	19	2
Kansas	9	6	3	12	7	8	4	3
<b>Wichita State</b>	<b>21</b>	<b>8</b>	<b>13</b>	<b>13</b>	<b>6</b>	<b>17</b>	<b>11</b>	<b>27</b>

**IN CASE YOU MISSED IT:**

► WSU has led its conference in rebounding margin in every season under Gregg Marshall. Since the start of the decade, WSU has the nation's third-highest average rebounding margin (+7.47). Only UNC, Michigan State and New Mexico State have been better.

► NATIONAL LEADERS -- REBOUNDED MARGIN (2010-Pr.; as of 3/7/19)

Rank	School	Avg.
1.	UNC	8.06
2.	Michigan State	7.77
3.	New Mexico State	7.61
<b>4.</b>	<b>Wichita State</b>	<b>7.47</b>
5.	Quinnipiac	7.04

**OUT WITH THE OLD...**

► Wichita State transitioned to the American Athletic Conference in 2017-18 after a 72-year run in the Missouri Valley and came within a point of winning the regular season title. The Shockers were ranked wire-to-wire in the national polls and finished 25-8 (14-4, t-2nd) on their way to a seventh-consecutive NCAA Tournament.

► The real adjustment period for WSU has come in year No.

2, following the loss of six seniors (including first team all-conference center **Shaquille Morris**), two transfers, and one early entry to the NBA Draft (Honorable Mention AP All-American **Landry Shamet**; selected 26<sup>th</sup> overall by the 76ers).

► During the preseason, the 2018-19 Shockers ranked among the bottom-five nationally in minutes returning (11.2%). Just three scholarship players returned from the 2017-18 roster: seniors **Markis McDuffie** and **Samajae Haynes-Jones** and sophomore **Asbjorn Midtgaard**. McDuffie was the only player from that group that saw action in March.

**IN WITH THE NEW...**

► **Gregg Marshall** used **161** different lineup combinations in the first 34 games... Seven freshmen and 10 total newcomers saw their first Division I action... Freshmen have accounted for **45.2%** of total minutes... Marshall had at least **one** freshman on the court for every second of every game... The Shockers played an average of **33** minutes-per-contest with at least two rookies on the floor and **14** minutes with at least three.

► WSU has played an all-freshmen five in three different games: Jan. 12 at Houston (1:33), Feb. 9 vs. Tulane (2:00) and Mar. 15 vs. Temple (0:33).

► In his first 11 seasons at WSU, Marshall had just one true freshman average more than 20 minutes-per-game (**Toure' Murry** in 2008-09). This year he has three of them: **Erik Stevenson** (21.7), **Dexter Dennis** (25.0) and **Jamarius Burton** (24.2). All three have started double-digit games this year -- something that had happened just two other times in the Marshall Era.

► Nine American true freshmen played more than half of their team's minutes during the regular season. Three of them were Shockers (Stevenson, Burton, Dennis).

► MINUTES/GAME BY TRUE FRESHMEN (MARSHALL ERA, 2007 to Pr.)

Player	Season	Minute/Game	GS
1. Toure' Murry	2008-09	28.2	34
<b>Dexter Dennis</b>	<b>2018-19</b>	<b>25.2</b>	<b>22</b>
<b>Jamarius Burton</b>	<b>2018-19</b>	<b>24.9</b>	<b>25</b>
<b>Erik Stevenson</b>	<b>2018-19</b>	<b>21.3</b>	<b>11</b>
2. Markis McDuffie	2015-16	18.5	1
3. Fred VanVleet	2012-13	16.2	0

► MOST GAMES STARTED BY TRUE FRESHMEN (MARSHALL ERA, 2007 to Pr.)

GS	Player	Season
34	Toure' Murry	2008-09
<b>25</b>	<b>Jamarius Burton</b>	<b>2018-19</b>
<b>22</b>	<b>Dexter Dennis</b>	<b>2018-19</b>
12	Garrett Stutz	2008-09
<b>11</b>	<b>Erik Stevenson</b>	<b>2018-19</b>
4	Aaron Ellis	2007-08
4	Rashard Kelly	2014-15

**NCAA D-I NATIONAL LEADERS**

Lowest % Of Minutes Returning		
1.	7.0	Mt. St. Mary's
2.	7.9	UNC Asheville
3.	7.9	UT Arlington
4.	10.6	Idaho
<b>5.</b>	<b>11.2</b>	<b>Wichita State</b>
Fewest Total Starts Returning		
1.	0	Idaho
2.	1	Mt. St. Mary's
<b>3.</b>	<b>4</b>	<b>Wichita State</b>
Lowest % Of Points Returning		
1.	3.2	UT Arlington
2.	4.4	Mt. St. Mary's
3.	5.5	UNC Asheville
4.	6.9	Idaho
5.	8.6	Oakland
6.	10.2	Middle Tennessee
7.	10.5	Chattanooga
<b>8.</b>	<b>12.1</b>	<b>Wichita State</b>
9.	13.8	Duke

**THE GREGG HOUDINI**

► Wichita State's postseason run is remarkable in light of its 1-6 conference start. Following back-to-back road losses at USF and UConn, the Shockers were 8-11. Beginning with a buzzer-beating victory over SMU on Jan. 30, they won 12 of their last 15.

► WSU (10-8, 6<sup>th</sup>-place in the four-bid American Athletic Conference) was the first AAC team to finish with more than seven conference wins following a 1-6 start.

► **Gregg Marshall** has performed this magic trick before with a young and inexperienced team. In 2008-09 (his second season at WSU), the Shockers endured an 0-6 start to MVC play but rallied to win eight of the next 11 on their way to a CBI bid -- the first of 10 straight postseason appearances. That team had a chance at .500 on the final day of the regular season but lost at Southern Illinois for a still-impressive 8-10 finish.

**NOW THAT'S MORE LIKE IT:**

► The Shockers are rebounding with greater consistency and have cut down on silly turnovers. Both areas plagued them during an 8-11 start to the season but have been areas of relative strength in the 12-3 stretch that has followed.

► WICHITA STATE SINCE JAN. 30 vs. BEFORE JAN. 30

Category	Last 15 Games	Difference	First 19 Games
Record	12-3		8-11
Points For	74.1	+5.8	68.3
Points/Possession	1.08	+1.0	.98
Scoring Margin	+7.4	+10.5	-2.9
Field Goal %	.412		.407
3-Point %	.318	+0.15	.303
Rebound Margin	+5.2	+3.9	+1.3
Turnovers	9.7	-4.0	13.7
A:TO Ratio	1.51	+0.57	0.94
TO Margin	+1.4	+1.8	-0.4

**SOME LINES ABOUT LINEUPS:**

► Marshall has used six different starting-fives. The group of **Burton/Haynes-Jones/Dennis/McDuffie/Echenique** has started 13 times this year (including each of the last eight games) and has been the most successful by both wins (9-4) and percentage (.692).

► **Samajae Haynes-Jones** and **Markis McDuffie** are the only Shockers that have started all 34 contests. **Jaime Echenique** has logged 31 starts at center. Freshman point guard **Jamarius Burton** has 20-straight starts heading into Wednesday night.

**HALF-MEASURES:**

► WSU is 3-9 when trailing at halftime. Two of the wins came at home against UConn (Jan. 30; Down 7) and UConn (Feb. 28; Down 5). The other came last Friday against Temple in The American Tournament (Down 2).

► WSU is 4-1 on the road this year with a halftime lead (0-6 when trailing). The loss came at No. 17 Houston on Jan. 12 after the Shockers had build a 38-33 edge.

► The Shockers led at the midway point in nine of their 10 true road games in 2017-18.

► In part due to lack of opportunities, the Shockers last won a road game when trailing at halftime on Jan. 29, 2017 at Bradley. Down 25-20, they outscored the Braves 44-24 the rest of the way. They're 0-7 since.

► WSU's largest halftime lead this year is 29 (44-15 vs. Baylor). Largest in conference play: 15 at ECU (35-20).

► WSU squandered a 13-point halftime lead in an overtime loss to Temple on Jan. 6. It tied for the third-largest letdown in school history (box scores date back to the early 1970s).



**MAJOR BUZZER-KILL:**

Wichita State has won three times this year on last-second baskets in tie games at the end of regulation. **Samajae Haynes-Jones** delivered the first two, becoming the first Shocker since 2009 (Toure' Murry) to hit two last-second game-winners in the same season. Freshman **Dexter Dennis** played the hero role in Saturday's regular season finale at Tulane, drilling a corner three.

► **Jan. 30 -- Wichita -- WSU 85, SMU 83**

**Samajae Haynes-Jones // Layup (:01.0)**

Haynes-Jones dribbled down the clock, then split two defenders for a game-winning reverse layup with 1.0 second on the clock. The win snapped the 1-6 Shockers' three-game losing streak and was perhaps the turning point in their season.

► **Feb. 28 -- Wichita -- WSU 65, UConn 63**

**Samajae Haynes-Jones // Jumper (No Time)**

UConn's Alterique Gibson hit two threes in the final minute to erase a six-point Shocker lead. The last tied the game at 63 with six seconds to go. Out of a time-out, Haynes-Jones dribbled the length of the floor and unleashed a 15-foot floater from the right baseline that rolled in just after the horn had sounded. The shot landed at No. 1 on SportsCenter's Top-10 Plays.

► **Mar. 9 -- New Orleans -- WSU 82, Tulane 79**

**Dexter Dennis Three-Pointer (No Time)**

Haynes-Jones nearly came through with a third game-winner. Tied at 79 in the regular season finale, his three-pointer missed the mark. Both sides battled for the loose ball rebound, with possession awarded to the Shockers after a Tulane player stepped over the end line. Gregg Marshall drew up a baseline inbound play with 0.5 seconds to go, and Ricky Torres found Dennis in the near corner. The freshman -- playing in his home state in front of nearly 100 friends and family -- released the game-winning shot a split-second before the final buzzer.

**BLOCK PARTY:**

► **Jaime Echenique's** streak of 14-straight games with a block ended in the regular season finale against Tulane. It was the longest by a Shocker since **Antoine Carr's** 24-gamer in 1983.

► Earlier this year, Echenique became the first Shocker since **Cliff Levingston** (1980-81) to block a shot in each of the team's first 10 games.

► Echenique blocked **32** shots in WSU's 18 conference games -- one shy of the league lead. He had four in the Jan. 16 win over UCF and five in the Jan. 30 victory against SMU.

► Echenique blocked at least one shot in 26 of the 30 regular season games this year.

► **CONSECUTIVE GAMES WITH A BLOCK (Since 1980)**

Streak	Player	School
25	Antoine Carr	1980-81
24	Antoine Carr	1982-83*
<b>14</b>	<b>Jaime Echenique</b>	<b>2018-19 (Jan. 16 - Mar. 5)</b>
12	Shaquille Morris	2017-18
11	Claudius Johnson	1990-91
10	Cliff Levingston	1980-81
10	Ehimen Orukpe	2012-13
10	Jaime Echenique	2018-19 (Nov. 6 - Dec. 15)

\*= Streak began the previous season

**BIG HELP:**

► WSU's three-headed -- **Jaime Echenique, Asbjorn Midtgaard** and **Isaiah Poor Bear-Chandler** -- split 40 minutes at the center position. Marshall rotates them frequently, like a hockey coach calling line changes. Midtgaard and Echenique take the lion's share of minutes, with Poor Bear-Chandler at the ready if foul trouble hits.

► The group has been a source of strength, lately, on both ends of the floor. Over the last **15** games, they've averaged a double-double with **18.7** points and **12.9** rebounds to go with **3.1** blocks. It's no coincidence that WSU is 12-3 in that stretch.

► **WSU'S PLATOON OF CENTERS; GAME-BY-GAME**

Date	Player		Pts	Reb	Blk
Jan. 30	SMU*	W	22	11	5
Feb. 2	TULSA*	W	18	6	2
Feb. 6	at ECU*	W	14	21	3
Feb. 9	TULANE*	W	13	12	2
Feb. 17	at Cincinnati*	L	17	25	6
Feb. 20	at Tulsa*	W	21	6	6
Feb. 23	MEMPHIS*	L	25	14	2
Feb. 28	UConn*	W	11	7	6
Mar. 3	at SMU*	W	18	9	1
Mar. 5	ECU*	W	22	17	4
Mar. 9	at Tulane*	W	24	12	1
Mar. 14	vs. ECU +	W	27	18	2
Mar. 15	vs. Temple +	W	14	6	2
Mar. 16	vs. Cincinnati +	L	9	9	1
Mar. 20	at Furman (NIT)	W	25	20	3
<b>15-GAME AVERAGE</b>			<b>18.7</b>	<b>12.9</b>	<b>3.1</b>

**HAPPY BIRTHDAY, AND HAPPY 300:**

► **Gregg Marshall** celebrated his 56<sup>th</sup> birthday on Wednesday (Feb. 27), then picked up his 300<sup>th</sup> Shocker win the following evening against UConn.

► 22 active head coaches have 300+ wins at their current school. Kentucky's **John Calipari** joined the club earlier this week. Cincinnati's 13th-year head coach **Mick Cronin** (293) is next.

► Marshall is one of just half-a-dozen coaches in that group that made it to 300 within their first 12 seasons, joined by **Bill Self** (Kansas), **Roy Williams** (UNC), **Mark Few** (Gonzaga), **Dave Rose** (BYU) and Calipari (Kentucky).

**GOOD AND TWENTY**

► **Markis McDuffie** is just the 10<sup>th</sup> Shocker in the last four decades to record a dozen-or-more 20-point games in a season. He's the first since 2000.

► **MOST 20-POINT GAMES BY A SHOCKER; Since 1980-81**

Player	Season	Tot.	Accolades:
1. Xavier McDaniel	1984-85	27	1 <sup>st</sup> Team All-MVC*
2. Maurice Evans	1998-99	18	2 <sup>nd</sup> Team All-MVC
3. Jason Perez	1999-00	17	1 <sup>st</sup> Team All-MVC
4. Cliff Levingston	1980-81	15	1 <sup>st</sup> Team All-MVC
Xavier McDaniel	1983-84	15	1 <sup>st</sup> Team All-MVC*
6. Antoine Carr	1982-83	13	1 <sup>st</sup> Team All-MVC*
7. Antoine Carr	1981-82	12	1 <sup>st</sup> Team All-MVC*
Xavier McDaniel	1982-83	12	1 <sup>st</sup> Team All-MVC
<b>Markis McDuffie</b>	<b>2018-19</b>	<b>12</b>	<b>2<sup>nd</sup> Team All-AAC</b>

\* = All-American

**LEANING ON THE VETS:**

► Seniors **Markis McDuffie** and **Samajae Haynes-Jones** are the only Shockers to start all **35** games this year.

► Either McDuffie or Haynes-Jones has led the scoring in **28** of the 33 games. McDuffie has done it a team-high **22** times.

► During the regular season, McDuffie and Haynes-Jones scored **42.7%** of the points and took **43.4%** of the shots. Both are the highest ratios in 12 years under Gregg Marshall. Next best? All-Americans Ron Baker and Fred VanVleet combined for 38% of the shots and 40.3% of the points during the 2014-15 campaign.

► Haynes-Jones has been an iron-man for the Shockers this year, topping 30 minutes in **28** of the 33 contests. He clocked at least 29 minutes in every conference game.

► McDuffie has played 30+ minutes in **28** of the 33.

► Just 12 players have averaged 30+ minutes for Marshall over a full season. McDuffie and Haynes-Jones would make 13 and 14. McDuffie would be the first post player.

► What a difference a year has made for Haynes-Jones. The Hutchinson Community College product saw limited action in 2017-18 behind the NBA-bound Landry Shamet, appearing in just one game after Feb. 10. This year Haynes-Jones is averaging 32.3 minutes per contest.

► Haynes-Jones has scored in double-figures 20 times this year and has three 20-point games.

**THE BEST OF THE BEASTS**

► Per KenPom, **Jaime Echenique's** 26.4% defensive rebound percentage tops the conference leaderboard and is the second-highest in the league's six-year history.

► **KEN POM DEFENSIVE REB. % (AMERICAN CONFERENCE LEADERS)**

Player	School	Pct.
<b>1. Jaime Echenique</b>	<b>Wichita St.</b>	<b>26.4</b>
2. Alexis Yetna	USF	25.1
3. Ernest Aflakpui	Temple	24.3
4. Chad Brown	UCF	21.8
5. Michael Durr	USF	21.6

**YOUTH SERVES:**

► **Jamarius Burton's 1.97** assist-to-turnover ratio is the highest ever for a Shocker true freshman.

► Burton is just **nine** assists shy of WSU's freshman record. His **116** dimes are currently third-most on the rookie list, trailing only **Landry Shamet** (117 in 2016-17) and **Joe Griffin** (125 in 1986-87).

► Burton has tallied at least four assists in eight of the last 10 games. In that stretch, Burton is averaging 5.2 assists and has a 4-to-1 assist-to-turnover ratio. WSU (by no coincidence) is 8-2 in those games.

► **WSU FRESHMEN ASSISTS // SEASON (ALL-TIME)**

Player		Assists	Games	Date
1. Joe Griffin	Fr.	125	32	1986-87
2. Landry Shamet	R-Fr.	117	36	2016-17
<b>3. Jamarius Burton</b>	<b>Fr.</b>	<b>116</b>	<b>34</b>	<b>2018-19</b>
4. Bob Trogele	Fr.	103	28	1975-76
5. Fred VanVleet	Fr.	89	39	2012-13
Bernard Jackson	Fr.	89	28	1982-83

**DEXTERITY:**

► **Dexter Dennis** has **167** rebounds this year -- most by a Shocker freshman under Marshall and one of the 10-best freshman rebounding seasons in school history.

► Dennis has connected on at least one three-pointer in **14** consecutive games. Only two Shocker freshmen -- **Randy Burns** and **Landry Shamet** -- have posted longer streaks as freshmen.

► Against Tulsa and Memphis, Dennis became just the fourth player in school history to hit 5+ threes in back-to-back games, joining **Jason Perez** (2000), Maurice Evans (1999) and **Dwight Praylow** (1989).

► In conference games, Dennis was one of just nine players that shot better than 40%-or-better from deep (32-of-80, .400).

► Dennis tied a WSU freshman record with six threes in the win at Tulsa. He was 4-for-5 in the first half and knocked down two more within the first five minutes of the second half.

**WSU FRESHMEN; SINGLE-GAME // 3-POINT FIELD GOALS**

3FGM/A	Player	Date	Opponent
6-6	Chad Elstun	2/11/1993	Northern Iowa
6-7	Paul Guffrovich	12/12/1987	Grambling
<b>6-9</b>	<b>Dexter Dennis</b>	<b>2/20/2019</b>	<b>at Tulsa</b>
6-10	Chad Elstun	2/20/1993	Southern Illinois
6-10	Maurice Evans	2/23/1998	Southern Illinois
6-10	Landry Shamet	12/22/2016	South Dakota St.

**ASBJØRN EMERGES:**

► 7-foot center **Asbjørn Midtgaard** is improving every game. He came within a point of his first career double-double in the win over Furman.

► Midtgaard scored a career-high 11 points in the home finale against ECU on 5-of-6 shooting to go with six rebounds and three blocks.

► Midtgaard was an entirely different beast in the second half of the year, compared to the first. Over the first 15 regular season games, he played a total of just 40 minutes. **Morris Udeze's** shoulder injury opened the door for more playing time, and Midtgaard capitalized. Over the last 15 regular season contests he clocked an average of **14.4** minutes and put up **5.3** points, **4.2** rebounds and **1.1** blocks-per-game while shooting **68.8%** from the field.

► Midtgaard was a difference-maker in WSU's Feb. 28 comeback against UConn. He saw extended time down the stretch with **Jaime Echenique** fighting foul trouble and finished with a career-high four blocks (all in the second half) to go with four points and five rebounds in 21 minutes.

► Midtgaard's coming-out party came Jan. 16 in the win over UCF, in which he scored six first-half points while helping the Shocker successfully combat 7-6 Tacko Fall. He had six more against Cincinnati on Jan. 19, and played 20 minutes in each of the next two contests at UConn and at home against SMU. In the latter, Midtgaard scored 10 points on 5-of-6 shooting with five rebounds. He had a person-best 11 rebounds in the Feb. 6 win at ECU.

**MIDTGAARD IN THE REGULAR SEASON**

Category	Last 15 Games	First 15 Games*
Minutes/Game	14.4	4.1
Points/Game	5.3	1.1
Rebounds/Game	4.2	0.8
Total Blocks	16	3
FG%	33-48 (.688)	4-8 (.500)

\* = Includes 3 DNP's

**LONG-DISTANCE RELATIONSHIP:**

► The Shockers have hoisted at least 32 threes on five occasions this year, including twice in the last month (35 at Cincinnati and 33 at Tulsa). That had happened just four other times in school history prior to this year.

**WSU SINGLE-GAME RECORD // 3-POINT FIELD GOAL ATTEMPTS**

Opponent	Date	3FGM/A	Result
1. Kansas St.	12/10/1997	13 / 39	L, 83-90 (ot)
2. Chicago St.	12/14/2011	9 / 35	W, 94-44
<b>at Cincinnati</b>	<b>2/17/2019</b>	<b>9 / 35</b>	<b>L, 62-72</b>
4. S. Dakota St.	12/22/2016	15 / 34	W, 89-67
5. at Illinois St.	1/18/2007	12 / 33	L, 75-83
<b>6. at Memphis</b>	<b>1/3/2019</b>	<b>10 / 33</b>	<b>L, 74-85</b>
<b>at Tulsa</b>	<b>12/20/2019</b>	<b>15 / 33</b>	<b>W, 81-60</b>
8. Baylor	12/1/2018	10 / 32	W, 71-63
Tulsa	2/2/2019	9 / 32	W, 79-68

**UDEZE HAS SEASON-ENDING SURGERY:**

► Freshman center **Morris Udeze** had season-ending surgery on Wednesday, Feb. 27 in order to correct a series of recurrent dislocations to his left shoulder.

► Udeze, who last saw action in the Jan. 26 game at UConn, appeared in 16 games off the bench and averaged 3.3 points and 3.2 rebounds in 12.6 minutes. He totaled seven blocks and shot 55.8 percent from the field (24-of-43).

► Udeze was at his best early, appearing in all 12 non-conference games, during which he put up 4.2 points and 3.4 rebounds in 14.2 minutes-per-contest. The injury worsened in January, and he appeared in just four conference contests.

**TAKE TIME TO MAKE TIME**

► **Gregg Marshall** is a notorious timeout hoarder, preferring to let his players play through adversity while saving his T.O.s for key late-game situations. In 2016-17, the Shockers used just **37** timeouts in 36 games. In 2017-18 they were equally stingy with the stoppages, burning only **38** in 33 games... An inexperienced 2018-19 squad required a change in tactics. Marshall has burned **56** in 34 games this year.

**SWEET AT HOME**

► Wichita State's on-campus home, Charles Koch Arena [pronounced "Coke"], is often referred to as "**the Roundhouse**" for its unique circular shape. The building opened in December, 1955 and the 2017-18 season marks its 62<sup>nd</sup> season of use.

► The Shockers have won just over three-quarters of their games in the arena all-time, at **713-222**.

► WSU's rise to national relevance began in 2003 with the completion of the *Roundhouse Renaissance*. A \$25 million dollar construction project turned an aging Henry Levitt Arena into one of college basketball's best home environments. The building reopened as *Charles Koch Arena* for the start of the 2003-04 season.

► In the **16** seasons since the renovation, the Shockers are **211-40** on campus. That includes a **162-26** mark under **Gregg Marshall**.

► WSU has won **82** of its last **89** games at Charles Koch Arena over the last six seasons. The only losses came against UNI (Feb. 13, 2016), SMU (Jan. 17, 2018), Cincinnati (Mar. 4, 2018), Louisiana Tech (Nov. 6, 2018), Temple (Jan. 6, 2019), Cincinnati (Jan. 19, 2019) and Memphis (Feb. 23, 2019)... **75** of the **89** games in that stretch have come in front of capacity crowds (10,506).

► Throw in a 7-2 record at downtown INTRUST Bank

Arena, and WSU is **116-11 (.913)** overall in Wichita since the start of the 2011-12 campaign.

► WSU has been outrebounded just **18** times at Charles Koch Arena under Marshall (**188** games).

► Charles Koch Arena has played host to **226**-consecutive regular season crowds of **10,000+**, dating back to December of 2004.

► WSU was one of just **nine** schools that sold out every home date in 2017-18.

► WSU's home court advantage is owed largely to the school's passionate fan base, with a little assist from science. The arena's circular shape and highly-reflective dome roof amplifies sound and funnels it downward toward center court. During the 2018 finale against Cincinnati, decibel meter readings peaked at 120 db.

**NO TIME TO SIT AROUND:**

► **Markis McDuffie** never sat in the Jan. 6 OT loss to Temple, playing all 45 minutes. That marked the first time in 23 years that a Shocker had played wire-to-wire... **Melvin McKey** clocked 40 minutes in three-straight games during the 1995-96 season -- the last in a Feb. 22, 1996 win over Missouri State... McDuffie was the first Shocker since **L.D. Swanson** to play the entirety of an overtime game. Swanson did it back-to-back nights in the 1994 Cessna Classic at Levitt Arena. Swanson gets bonus points for game-winning buzzer beaters in each of those contests: Dec. 29, 1994 (vs. Gonzaga) and Dec. 30, 1994 (vs. The Citadel).

**RECORD BREAKING NIGHT AT TULSA:**

► WSU tied a single-game record with 15 threes (on 33 attempts) in the Feb. 20 win at Tulsa. The mark was originally set in 2003 then matched twice by the '16-17 Shockers. WSU made seven triples in the first half to build a 14-point halftime lead and protected it by hitting eight more down the stretch.

► **Dexter Dennis** made six threes, **Samajae Haynes-Jones** had five, and **Erik Stevenson** added three. **Markis McDuffie** was an uncharacteristic 0-for-6.

**TEAM; SINGLE-GAME // 3-POINT FIELD GOALS**

3FGM/A	Opponent	Date
15 / 24	Md. Eastern Shore	11/20/2016
15 / 30	Northern Iowa	1/4/2003
<b>15 / 33</b>	<b>at Tulsa</b>	<b>2/20/2019</b>
15 / 34	South Dakota St.	12/22/2016
14	4x, Last: UConn (2/10/2018)	
13	13x, Last: Savannah St. (11/28/2017)	

**HEAPING HELPING:**

► **Jamarius Burton** banked 19 assists in the two games against Tulsa (Feb. 20) and Memphis (Feb. 23) -- tied with **Fred VanVleet** (2015) for the best two-game stretch by a Marshall Era Shocker.

► Burton's 10 assists at Tulsa marked the best single-game total by a Shocker freshman in 46 years. He added nine more assists against Memphis, despite playing just 19 minutes due to foul trouble. He also scored 10 points.

**WSU FRESHMEN ASSISTS // GAME (ALL-TIME)**

Player	Assists	Date	Opponent
1. Cal Bruton	12	1/25/1973	Saint Louis
<b>2. Jamarius Burton</b>	<b>10</b>	<b>2/20/2019</b>	<b>at Tulsa</b>
3. Cal Bruton	9	2/8/1973	West Texas A&M
Bob Trogele	9	2/5/1976	Bradley
Joe Griffin	9	12/10/1986	at Mississippi St.
Jason Perez	9	2/17/1997	Southern Illinois
Fred VanVleet	9	2/13/2013	Drake
<b>Jamarius Burton</b>	<b>9</b>	<b>2/23/2019</b>	<b>Memphis</b>

**HARD WORKS PAYS OFF**

► **Gregg Marshall** announced Feb. 6 that walk-on junior **Eli Farrakhan** has been awarded a full scholarship for the spring 2019 semester. Farrakhan – a 5-foot-11 point guard from Mel-bourne, Fla. – is in his first season as a Shocker after helping Central Georgia Tech to last year's NJCAA National Tournament.

► Farrakhan has totaled two points in 19 minutes this year. Coaches describe him as a tough defender and capable shooter. While he's only appeared in eight games, Marshall hasn't been afraid to use Farrakhan in crunch time. Four of his appearances have come in the first half of road games with the team's primary ballhandlers in foul trouble.

**RATED-PG**

► WSU's progression in 2018-19 will, in many ways, mirror that of its young point guards. **Ricky Torres** was a junior college All-American at Missouri State-West Plains JC. Freshman **Jamarius Burton** won a state title last spring at Independence High School in Charlotte, N.C. Both are still finding their respective comfort zones in Division I basketball.

► WSU has had the luxury of time when developing past floor generals. **Gregg Marshall** has had an all-conference point guard in each of the last nine seasons, but all six players involved in that streak went through an adjustment period while learning his complex system. In the majority of cases, those players also benefited from having veterans around them.

► Marshall turned a pair of JUCO point guards -- **Clevin Hannah** (2008-10) and **Joe Ragland** (2010-12) into first team All-MVC performers as seniors. Both needed the better part of a semester to get comfortable, and some of the biggest returns came in year-two. Combo guard **Toure' Murry** helped ease the transition from Hannah to Ragland and was briefly the school's career assist leader. **Malcolm Armstead** sat a year after transferring from Oregon, then led the Shockers to the 2013 Final Four. **Fred VanVleet** played limited minutes off the bench behind Armstead for much of his freshman season, then took off with an All-American sophomore campaign. A foot injury kept **Landry Shamet** on the bench during his true freshman season, but he watched and learned from VanVleet and made an immediate splash as a redshirt frosh.

► The Shockers are short on veterans, but Torres and Burton have another former all-conference point guard available to show him in the ropes. First-year assistant **Tyson Waterman** was a two-time first team All-Big South performer on Marshall's first two teams at Winthrop, both of which won conference titles and advanced to the NCAA Tournament.

**► GREGG MARSHALL'S ALL-CONFERENCE POINT GUARDS**

Year	Player	Cl.	
1999	Tyson Waterman	R-Jr.	1st Team (Big South)
2000	Tyson Waterman	R-Sr.	1st Team (Big South)
2003	Pierre Wooten	R-Sr.	1st Team (Big South)
2010	Clevin Hannah	Sr.	1st Team (MVC)
2011	Toure' Murry	Jr.	2nd Team (MVC)
2012	Joe Ragland	Sr.	1st Team (MVC)
2013	Malcolm Armstead	R-Sr.	Honorable Mention (MVC)
2014	Fred VanVleet	So.	1st Team (MVC) ^ *
2015	Fred VanVleet	Jr.	1st Team (MVC) *
2016	Fred VanVleet	Sr.	1st Team (MVC) *
2017	Landry Shamet	R-Fr.	1st Team (MVC)
2018	Landry Shamet	R-So.	1st Team (AAC) *

^ = AP HM All-American \*\* = 3<sup>rd</sup> Team All-American (NABC/SN)

**DOUBLE-DOUBLE FOR DOUBLE-D:**

► **Dexter Dennis** has two double-doubles this year, most recently against Temple in the American Athletic Conference Tournament quarterfinals (19 pts, 12 reb). His points tied his career-high and matched the tournament's single-game freshman record.

► Dennis' double-double at Cincinnati was the first by a Shocker freshman in over 11 years (**J.T Durlley** at Creighton on Feb. 2, 2008). It was the best rebounding effort by a rookie since Dec. 17, 2001 when **Jamar Howard** pulled 13 against Jacksonville. It was also the first double-digit rebounding game of any kind by a Shocker freshman in the Marshall Era.

**► WSU FRESHMAN DOUBLE-DOUBLES (Last 20 Seasons)**

Date	Player	Cl.	Pts-Reb	Opponent
2/17/2019	Dexter Dennis	Fr.	14-13	at Cincinnati
2/17/2019	Dexter Dennis	Fr.	14-13	at Cincinnati
2/2/2008	J.T. Durlley	R-Fr.	10-10	at Creighton
3/19/2005	P.J. Couisnard	R-Fr.	13-10	Western Ky. (NIT)
2/12/2002	Paul Miller	R-Fr.	18-10	at Creighton
2/12/2002	Jamar Howard	Fr.	14-12	at UNI
2/3/2002	Jamar Howard	Fr.	18-11	Indiana St.
1/6/2002	Jamar Howard	Fr.	12-10	at Indiana St.
12/17/2001	Jamar Howard	Fr.	10-13	Jacksonville
11/28/2001	Jamar Howard	Fr.	23-12	Texas-Arlington

**NOT MANY WITH TWENTY**

► **Erik Stevenson's** 21-point effort against Rice on Nov. 25 was the first 20+ point game by a Shocker true freshman in nearly a decade... It was just the sixth 20-point effort by a freshman (true or redshirt) in 12 years under Gregg Marshall... Notably, each of the other three individuals to accomplish that feat (**Toure' Murry, Garrett Stutz and Landry Shamet**) went on to earn all-conference honors at some point in their Shocker careers.

**► 20-POINT GAMES BY SHOCKER FRESHMEN (MARSHALL ERA, 2007-Present)**

PPG	Player	Year	Dat	Opponent
23	Toure' Murry	Fr.	2/10/09	MISSOURI ST.
23	Landry Shamet	R-Fr.	2/15/17	at Missouri St.
22	Garrett Stutz	Fr.	11/24/08	CENTENARY
21	Landry Shamet	R-Fr.	12/22/18	SOUTH DAKOTA ST.
21	<b>Erik Stevenson</b>	Fr.	11/25/18	RICE
20	Landry Shamet	R-Fr.	3/19/17	vs. Kentucky

**A TRIP TO REMEMBER**

The Shockers spent three days in the Washington D.C. area leading up to their appearance in the fifth-annual Veterans Classic doubleheader... On Nov. 7, The team toured the U.S. Capitol and the White House -- the latter as a guest of Secretary of State Mike Pompeo. A behind-the-scenes tour included a stop in the Oval Office and the opportunity to meet President Donald Trump... The following day players and coaches from WSU, Maryland and Providence toured the U.S. Naval Academy, observed morning colors and experienced life among the Midshipmen... On Nov. 9, Markis McDuffie scored a Veterans Classic record 32 points and WSU defeated Providence, 83-80 at Navy's Alumni Hall.

**ONE-OR-TWO PUNCH**

► Last year's American runner-up finish in marked the ninth consecutive year that WSU had finished either first or second in its conference. Just three other programs began the year with longer active streaks: Gonzaga (21) and Kansas (18) won the WCC and Big 12 titles outright in 2018. Belmont (13) was OVC runner-up. WSU won MVC titles in 2012, 14, 15, 16 & 17 and took second in '10, 11 & 13.

**2019-20 SCHEDULE:**

► Next season's non-con slate is taking shape with seven of a possible 13 dates locked in.

► In December, 2019 the Shockers will host VCU and Oklahoma in return games and also travel to Oklahoma State to kick off a new four-year series.

► WSU is signed on to compete in the Riviera Division of the 2019 **Cancun Challenge**. The Shockers will host both Gardner Webb and UT Martin in preliminary round matchups before taking on **South Carolina** (Nov. 23) in Cancun. The following day, they'll face either **UNI** (a former MVC rival) or **West Virginia**. WSU won a title its only other Cancun Challenge appearance in 2012.

**SHOCKERS IN THE NBA:**

► A trio of former Shockers have spent time on NBA rosters this year:

► **Landry Shamet** (Drafted 1<sup>st</sup> Round, 26<sup>th</sup> Overall by the Philadelphia 76'ers last June) is the sixth Marshall Era Shocker to reach the NBA -- all since 2013. He was traded to the LA Clippers on Feb. 6 in a multi-team swap. Shamet is having one of the all-time great three-point shooting seasons by an NBA rookie, connecting 134 times from deep (as of Mar. 12) on .419 shooting. Shamet set a 76'ers rookie record with eight threes in a Jan. 8 win over Washington and broke the Clippers' rookie mark on Mar. 3 with seven against New York. All seven threes came in the first half -- most by an NBA rookie since the 2003-03 season. Six of them came in the first period, tying the Clippers' franchise record for threes in a quarter.

► **Fred VanVleet** (Raptors) finished third in the NBA's 2018 Sixth Man of the Year ballot. The third-year pro was restricted free agent last summer, but signed a two-year extension, reportedly worth \$18 million. On Feb. 7, VanVleet scored a career-high 30 points to lead the Raptors to their 40th victory. Two days later he injured a ligament in his left thumb, which required surgery. He was averaging career-highs with 10.5 ppg, 4.6 apg.

► **Ron Baker** has logged time with the New York Knicks and Washington Wizards this year but is currently a free agent. The third-year pro signed a two-year, \$8.9 million guaranteed contract in the summer of 2017 but shoulder injuries have ended each of his last two seasons prematurely. In parts of three seasons, he has appeared in 96 NBA games with 14 starts.



**RECORD BREAKDOWN**

Category	2018-19	Marshall Era	Streak
Overall Record	20-14	306-112	Won 1
Home	11-4	169-28	Won 2
Charles Koch Arena	10-4	162-26	Won 2
INTRUST Bank Arena	1-0	7-2	Won 1
Road	5-7	89-50	Won 4
Neutral	4-3	48-34	Lost 1
November	3-3	53-19	Won 1
December	4-2	63-18	Lost 1
January	2-6	79-29	Won 1
February	5-2	72-23	Won 1
March / April	6-1	39-22	Won 1
American Tournament	2-1	3-2	Lost 1
Postseason (NCAA, NIT, CBI)	1-0	17-9	Won 1
White Uniforms	7-3		Won 2
Yellow Uniforms	11-3		Won 1
Black Uniforms	2-8		Won 1
Games Decided by 5 or less	6-5		Lost 1
Games Decided by <10	8-5		Won 1
Leading at the Half	17-5		Won 1
Tied at Half	-		
Trailing at Half	3-9		Won 2
Leading with 5:00 left	17-2		Won 11
Trailing/Tied w/ 5:00 left	3-12		Lost 1
In Overtime	0-1	7-9	Lost 1
Monday	-	15-3	Won 8
Tuesday	1-2	44-11	Won 1
Wednesday	7-0	69-18	Won 8
Thursday	2-2	24-11	Won 2
Friday	3-0	27-8	Won 3
Saturday	5-7	85-44	Lost 1
Sunday	2-3	39-15	Won 1
Scoring 100+	-	6-0	Won 10
Scoring 90+	1-0	29-0	Won 45
Scoring 80+	8-3	107-5	Won 2
Scoring 70+	15-5	220-26	Won 5
Scoring 60+	20-8	295-62	Won 1
Scoring < 60	0-6	11-50	Lost 12
Scoring < 50	0-2	0-6	Lost 6
Opponent Scores 100+	-	-	Lost 6
Opponent Scores 90+	0-1	0-5	Lost 5
Opponent Scores 80+	2-6	11-20	Lost 1
Opponent Scores 70+	6-10	50-54	Won 3
Opponent Scores 60+	16-12	146-96	Won 1
Opponent Scores < 60	4-2	156-16	Won 4
Opponent Scores < 50	1-0	46-1	Won 45
Opponent Scores < 40	-	5-0	
Shooting 50% +	4-0		Won 7
Shooting < 40%	8-9		Lost 1
Opponent Shoots 50% +	1-4		Won 1
Opponent Shoots < 40%	11-4		Lost 1
Opponent Shoots < 30%	-		
WSU Outshoots Opponent	13-2		Won 6
Opponent Outshoots WSU	7-12		Lost 1
WSU has higher 3pt %	9-6		Won 2
Opponent has higher 3pt %	11-8		Won 1
3pt % Equal	-		
WSU attempts more FT	10-1		Won 1
Opponent attempts more FT	10-13		Won 2
FT Attempts Even	-		
Outrebound Opponent	17-5		Won 7
Outrebounded	1-8		Lost 1
Rebounds Even	2-1		
Commit Fewer TO's	12-4		Won 9
Commit More TO's	6-8		Won 1
Turnovers Even	2-2		
Commit Fewer Fouls	9-0		Won 9
Commit More Fouls	8-12		Lost 1
Fouls Even	3-2		
No Shockers in Double Figs	-		
4+ Shockers in Double Figs	6-4		Won 2
5+ Shockers in Double Figs	1-0		Won 1
6 Shockers in Double Figs	-		
A Shocker Scores 20+	11-4		Won 5
Scoring < 20 Bench Pts	13-9		Lost 1
Scoring 30+ Bench Pts	2-2		Won 1
Scoring 40+ Bench Pts	1-0		Won 17
Scoring 50+ Bench Pts	-	10-1	
Scoring 60+ Bench Pts	-	3-0	

**► SHOCKERS AMONG THE NATIONAL LEADERS (3/22/19)**

Category	Player	Total	Conf	Nat'l
Free Throws Made	Markis McDuffie	151	6	62
Scoring	Markis McDuffie	18.3	4	83
Free Throw %	Markis McDuffie	.830	3	93
A:TO Ratio	Jamarius Burton	1.97	6	95
FT Attempts	Markis McDuffie	182	6	94
3-Point Attempts	Markis McDuffie	219	6	97
Blocks/Game	Jaime Echenique	1.38	4	116
3-Point Attempts	Samajae Haynes-Jones	200	7	162
3-Pointers/Game	Markis McDuffie	2.24	8	204

**► MAR. 18 ASSOCIATED PRESS POLL**

Rk	School	W-L	Points	LW
1	Duke (58)	29-5	1,592	5
2	Virginia (5)	29-3	1,497	2
3	North Carolina	27-6	1,453	3
4	Gonzaga (1)	30-3	1,398	1
5	Michigan St.	28-6	1,382	6
6	Tennessee	29-5	1,270	8
7	Kentucky	27-6	1,232	4
8	Michigan	28-6	1,146	10
9	Texas Tech	26-6	1,033	7
10	Florida St.	27-7	1,017	12
11	<b>Houston</b>	<b>31-3</b>	<b>933</b>	<b>11</b>
12	LSU	26-6	886	9
13	Purdue	23-9	727	13
14	Auburn	26-9	665	22
15	Buffalo	31-3	608	18
16	Virginia Tech	24-8	595	16
17	Kansas	25-9	590	17
18	Kansas St.	25-8	529	3
19	Wofford	29-4	385	20
20	Nevada	29-4	361	14
21	Wisconsin	23-10	339	19
22	<b>Cincinnati</b>	<b>28-6</b>	<b>335</b>	<b>24</b>
23	Villanova	25-9	306	25
24	Iowa St.	23-11	245	NR
25	Utah St.	28-6	73	NR

2018-19 Weekly	
Rnk	Points
Pre	- 0
Nov. 12	- 0
Nov. 19	- 0
Nov. 26	- 0
Dec. 3	- 0
Dec. 10	- 0
Dec. 17	- 0
Dec. 24	- 0
Dec. 31	- 0
Jan. 7	- 0
Jan. 14	- 0
Jan. 21	- 0
Jan. 28	- 0
Feb. 4	- 0
Feb. 11	- 0
Feb. 18	- 0
Feb. 25	- 0
Mar. 4	- 0
Mar. 11	- 0
<b>Mar. 18</b>	<b>- 0</b>

Others: Marquette 63, Maryland 55, Mississippi State 35, Murray State 12, New Mexico State 11, UCF 9, Louisville 8, VCU 4, Seton Hall 3, Old Dominion 2, Liberty 1

**► MAR. 18 USA TODAY COACHES POLL**

Rk	School	W-L	Points	LW
1	Duke (25)	29-5	744	5
2	Virginia (1)	29-3	701	2
3	Gonzaga (3)	30-3	667	1
4	North Carolina	27-6	666	3
5	Tennessee (1)	29-5	636	8
6	Michigan St.	28-6	598	7
7	Kentucky	27-6	565	4
8	Michigan	28-6	538	9
9	<b>Houston</b>	<b>31-3</b>	<b>494</b>	<b>10</b>
10	Texas Tech	26-6	454	6
11	Florida St.	27-7	453	13
12	LSU	26-6	370	9
13	Purdue	23-9	356	12
14	Kansas St.	25-8	297	14
15	Virginia Tech	24-8	285	15
16	Buffalo	31-3	278	16
17	Kansas	25-9	273	18
18	Auburn	26-9	213	24
19	Wofford	29-4	191	20
20	Nevada	29-4	182	17
21	Wisconsin	23-10	170	19
22	Villanova	25-9	151	25
23	Iowa St.	23-11	141	NR
24	Cincinnati	28-6	134	23
25	Utah St.	28-6	48	NR
25	Marquette	24-9	48	22

2018-19 Weekly	
Rnk	Points
Pre	- 0
Nov. 19	- 0
Nov. 26	- 0
Dec. 3	- 0
Dec. 10	- 0
Dec. 17	- 0
Dec. 24	- 0
Dec. 31	- 0
Jan. 7	- 0
Jan. 14	- 0
Jan. 21	- 0
Jan. 28	- 0
Feb. 4	- 0
Feb. 11	- 0
Feb. 18	- 0
Feb. 25	- 0
Mar. 4	- 0
Mar. 11	- 0
<b>Mar. 18</b>	<b>Final</b>

Others: Maryland 31; Mississippi State 24; Seton Hall 7; Arizona State 6; Murray State 6; VCU 5; Washington 4; Louisville 3; UCF 3; Oregon 2; UC Irvine 2; Liberty 2; Florida 2.



Overall	Conf.	Overall	Home	Away	Neutral
11/9 Houston	16-2	32-3	19-1	10-1	3-1
22/24 Cincinnati	14-4	28-7	16-2	7-4	5-1
Temple	13-5	23-10	13-2	8-5	2-3
w/iv UCF	13-5	24-8	15-2	5-6	4-0
Memphis	11-7	22-13	18-3	3-7	1-3
<b>Wichita State</b>	<b>10-8</b>	<b>20-14</b>	<b>11-4</b>	<b>5-7</b>	<b>4-3</b>
Tulsa	8-10	18-14	14-3	3-8	1-3
USF	8-10	20-13	15-5	4-6	1-2
UConn	6-12	16-17	13-6	1-7	2-4
SMU	6-12	15-17	10-8	3-7	2-2
ECU	3-15	10-21	9-9	1-11	0-1
Tulane	0-18	4-27	3-12	0-11	1-4

As of Saturday, Mar. 23

**► AMERICAN POSTSEASON AWARDS:**

FIRST TEAM	* = Unanimous Choice		
Shizz Alston Jr.	Sr.	G	Temple
Jarron Cumberland*	Jr.	G	Cincinnati
Corey Davis Jr.*	Sr.	G	Houston
Jeremiah Martin*	Sr.	G	Memphis
B.J. Taylor	Sr.	G	UCF

SECOND TEAM			
Armoni Brooks	Jr.	G	Houston
Aubrey Dawkins	Jr.	G	UCF
Markis McDuffie	Sr.	F	Wichita State
Jahmal McMurray	Sr.	G	SMU
Quinton Rose	Jr.	G	Temple

THIRD TEAM			
Jalen Adams	Sr.	G	UConn
David Collins	So.	G	USF
Tacko Fall	Sr.	C	UCF
DaQuan Jeffries	Sr.	G/F	Tulsa
Laquincy Rideau	Jr.	G	USF

ALL-FRESHMAN TEAM	* = Unanimous Choice		
Dexter Dennis	Fr.	G	Wichita State
Jayden Gardner*	Fr.	F	ECU
Tyler Harris	Fr.	G	Memphis
Nate Hinton*	Fr.	G	Houston
Alexis Yetna*	R-Fr.	F	USF

<b>COACH OF THE YEAR</b>	Kelvin Sampson, Houston
<b>PLAYER OF THE YEAR</b>	Jarron Cumberland, Cincinnati
<b>FRESHMAN OF THE YEAR</b>	Alexis Yetna, USF
<b>DEFENSIVE PLYR OF THE YEAR</b>	Laquincy Rideau, USF
<b>SIXTH MAN OF THE YEAR</b>	DeJon Jarreau, Houston
<b>MOST IMPROVED</b>	Josh Carlton, UConn
<b>SPORTSMANSHIP AWARD</b>	Nate Pierre-Louis, Temple Galen Robinson Jr., Houston

**► AMERICAN WEEKLY HONORS (WSU ONLY):**

Date	Player	Award
Nov. 12	Markis McDuffie	Player of the Week
Nov. 19	Markis McDuffie	Honor Roll
Dec. 3	Samajae Haynes-Jones	Honor Roll
Dec. 17	Jaime Echenique	Honor Roll
Jan. 21	Markis McDuffie	Honor Roll
Feb. 4	Markis McDuffie	Player of the Week
Feb. 4	Jamarius Burton	Freshman of the Week
Feb. 11	Markis McDuffie	Honor Roll
Feb. 25	Dexter Dennis	Freshman of the Week
Mar. 4	Jamarius Burton	Freshman of the Week
Mar. 4	Samajae Haynes-Jones	Honor Roll
Mar. 11	Markis McDuffie	Honor Roll

<b>PLAYER OF THE WEEK:</b>	Markis McDuffie 2x (Nov. 12, Feb. 4)
<b>FRESHMAN OF THE WEEK:</b>	Jamarius Burton 2x (Feb. 4, Mar. 4); Dexter Dennis 1x (Feb. 25)
<b>HONOR ROLL:</b>	Markis McDuffie 4x; Samajae Haynes-Jones 2x; Jaime Echenique 1x



## SHOCKER HISTORY LESSON

- ▶ Five Shockers have their jersey numbers hanging in the rafters: #13 **Cleo Littleton** (1951-55), #42 **Dave Stallworth** (1961-65), #45 **Cliff Levingston** (1979-82), #35 **Antoine Carr** (1979-83) and #44 **Xavier McDaniel** (1981-85).
- ▶ Teammates on WSU's first NCAA Tournament team in 1964, Stallworth and **Nate Bowman** teamed up again to help the 1970 New York Knicks to an NBA title.
- ▶ McDaniel, Levingston and Carr all played more than a decade in the NBA. Levingston was a member of the Chicago Bulls' first two NBA Championship teams while playing alongside Michael Jordan. Carr helped the Utah Jazz to a pair of runner-up finishes in 1997 and 1998.
- ▶ A member of the Naismith Memorial Basketball Hall of Fame, **Ralph Miller** won 220 games in 13 years on the Shocker bench (1951-64) and led the Shockers to their first NCAA Tournament in 1964. He's the second-winningest coach in program history behind Marshall (who surpassed his total in February, 2016). When Miller retired from Oregon State in 1989, at the close of a 38-year career, he was the eighth-winningest coach in NCAA history (674-370). In 1997, Miller was honored with the NABC Golden Anniversary Award, given to NABC members who have debuted at least 50 years of outstanding service to the game of basketball.

## HONORING "DAVE THE RAVE" STALLWORTH

On Dec. 1, 2018, WSU formally dedicated a new life-size bronze statue of All-American **Dave Stallworth** near the southwest doors of Charles Koch Arena. Former teammates helped raise \$200,000 toward the project. Stallworth -- a three-time All-American who led the Shockers to their first NCAA Tournament in 1964 -- passed away in March, 2017.

## PLAYING ANGRY

Head coach Gregg Marshall has developed a unique appreciation for WSU basketball history, even as he continues to write new chapters. Since his arrival, the 12<sup>th</sup>-year Shocker coach has made it a point to reach out to WSU basketball alums, such as NBA stars **Xavier McDaniel**, **Antoine Carr** and **Cliff Levingston**, who helped form the backbone of some of WSU's greatest teams in the early 1980s. While addressing the team midway through the 2012-13 season, Carr challenged Marshall's Shockers to "Play Angry." That message sank in, and the slogan gained national attention during the team's run to the Final Four later in the year.

## THE JUNKYARD DOG

**Gregg Marshall** has a unique tradition that dates back nearly a dozen years to his final season at Winthrop. After the team finishes its film study of the previous game, Marshall singles out one player who displayed the most energy and tenacity out on the court and presents him with the Junkyard Dog Award. Fittingly, the traveling trophy is an old action figure of former pro wrestler, Sylvester Ritter, better known in the ring during the 80s and 90s as "Junkyard Dog."

## AMBIDEXTEROUS

Freshman guard **Dexter Dennis** learned basketball as a lefthander but after a wrist injury and two subsequent surgeries, now plays predominantly with his right. Dennis broke his left arm and dislocated his wrist as an eighth-grader while attempting to dunk. He needed a second operation as a junior to insert a screw and correct growth of the bone. While recovering from the latter, he began shooting with the right hand and soon found it more to his liking.

## THEY MIGHT BE ARE GIANTS

- ▶ **Gregg Marshall** called Shocker freshman **Asbjørn Midtgaard** the most physically imposing player that he's ever coached. The Danish to English translation of his first name is, quite fittingly, "God's Bear."
- ▶ Midtgaard is the sixth seven-footer in Shocker history and the third to play for Marshall at WSU, joining **Ehimen Orupke** (starting center on the Shockers' 2013 Final Four team) and **Garrett Stutz** (a first team all-conference pick as a senior in 2012). **Greg Dreiling** played 10 seasons in the NBA but transferred from WSU at the end of his freshman season.
- ▶ Is Midtgaard the most imposing Shocker ever? Perhaps not. 7-foot-1 **Paul "Big Show" Wight**, averaged 2 points 2 rebounds as a reserve center for the Shockers during the 1991-92 season before taking his talents to the wrestling ring. The seven-time world champ became one of WWE's biggest stars (literally and figuratively).

## ▶ SHOCKER SEVEN-FOOTERS (ALL-TIME)

Player	Years	Points
Ron Smith	1970-71	7' 2"
Greg Dreiling	1981-82	7' 1"
Paul Wight	1991-92	7' 1"
Garrett Stutz	2008-12	7' 0"
Ehimen Orupke	2010-13	7' 0"
<b>Asbjørn Midtgaard</b>	<b>2017-Pr.</b>	<b>7' 0"</b>

## OF MICS AND MEN

- ▶ 26 D-I play-by-play announcers have been at their current posts for at least 31 years. WSU's **Mike Kennedy** (39<sup>th</sup> season) is tied for eighth on the active list. The opener against Louisiana Tech was his 1,191<sup>st</sup> consecutive game (excluding exhibitions).
- ▶ Wichita State radio broadcasters Kennedy (pbp) and **Dave Dahl** (analyst) begin their 38<sup>th</sup> season working home games together. The pair have the second longest tenure in Division I basketball, trailing only Pittsburgh's 40-year duo of **Bill Hillgrove** and **Dick Groat**. Dahl missed the 2011-12 season during a successful campaign for district court judge, but the tandem has otherwise been in place since 1980-81.

## THE ONE AND ONLY WU

Legend has it that the name "Shockers" first appeared in 1904 on a poster advertising a football game between Wichita State-then Fairmount College-and the Chillico Indians. The team's manager chose the name because many of the players earned money during the off season harvesting (or "shocking") wheat in the surrounding fields... When it came time to bring the name to life, students created WuShock -- a big, bad, muscle-bound bundle of wheat -- whose name was derived from a period in time when the university was simply known as Wichita University or WU.

## 2017-18 IN REVIEW:

- ▶ Wichita State made a successful transition to the American Athletic Conference in 2017-18 after a 72-year run in the Missouri Valley Conference.
- ▶ The Shockers reached 25-wins for the ninth-consecutive year. It's the nation's fourth-longest active streak behind Kansas (13), Gonzaga (11) and Duke (10).
- ▶ WSU reached the NCAA Tournament for the seventh consecutive year and earned a No. 4 seed -- the second highest in program history.
- ▶ The Shockers finished 14-4 in their first American conference season but finished a point shy of the regular season title after a 62-61 setback against tenth-ranked Cincinnati (16-2) in the finale.
- ▶ WSU was one of 10 teams that were ranked wire-to-wire in the AP Poll. The Shockers opened the year at No. 7 in the preseason (their highest starting point since the early 80s) and climbed to No. 3 in mid-December.
- ▶ The Shockers streak of 23-consecutive weeks in the AP Rankings in the nation's eight-longest active poll streak and is the second longest in school history.
- ▶ WSU finished 9-2 in true road games with wins at No. 16 Baylor and No. 5 Cincinnati. The latter stopped the Bearcats' nation-best 39 game home streak and was the program's first top-5 road win since 1964.
- ▶ WSU was runner-up in prestigious the Maui Jim Maui Invitational, defeating California and Seton Hall before a one-point loss to No. 13 Notre Dame in the final.
- ▶ WSU sold out every home date, ending the year with a string of 22-consecutive home sellouts.
- ▶ WSU's six-man senior class was its largest in 42 years. Five of the six spent at least four seasons in the program.
- ▶ Sophomore point guard **Landry Shamet** and senior center **Shaquille Morris** earned first team all-conference honors. Shamet was also an honorable mention AP All-American.
- ▶ For the second consecutive year, WSU ranked second nationally in rebound margin (+9.9). The Shockers were bested on just two occasions, both by a single rebound.
- ▶ The Shockers were one of the nation's top passing teams, ranking third in assists-per-game (18.5) and fourth in assist-to-turnover ratio (1.58). The latter was a school record.
- ▶ WSU played 19 of its 32 regular season and conference tournament games against top-100 opponents -- up from seven a year ago. Just five teams had more Quadrant I and II victories than the Shockers (14) heading into Selection Sunday.
- ▶ The Shockers' 82.8 points was their highest scoring average since the 1978-79 season. They topped 90 points in 10 of their 33 games. KenPom ranked WSU fourth nationally in offensive efficiency.

**THE SHOW MUST GO ON...**

Under Gregg Marshall, "rebuilding years" have been some of the program's most successful.

**► 2008**

Previous Year: 11-20 (4-14 MVC, 9<sup>th</sup>)

Lost: Top-4 scorers

Result: 17-17 (8-10 MVC, t-5<sup>th</sup>), 1-1 CBI (Quarterfinals)

P.J. Cousnard, Gal Mekel, Phil Thomasson and Matt Braeuer moved on, but the incoming trio of JUCO point guard Clevin Hannah, freshmen guard Toure' Murry and 7-footer freshman Garrett Stutz helped lay the foundation for the program's rise under Marshall. All three would go on to earn all-conference honors at some point in their careers. The team lost its first six conference games but won nine of its next 13 (two of those on Murry buzzer-beaters) to close out the regular season. A CBI bid kicked off the program's current run of 10-straight postseason appearances.

**► 2012**

Previous Year: 29-8 (14-4 MVC, 2<sup>nd</sup>), NIT Champion

Lost: 4 seniors, 3 starters

Result: 27-6 (16-2 MVC, 1<sup>st</sup>), NCAA No. 5 Seed

Seven-footer Garrett Stutz -- the lone frontcourt hold-over -- blossomed into a First Team All-Valley presence as a senior to lead the Shockers to their first MVC title under Marshall and a No. 5 seed in the NCAA Tournament (WSU's first bid of the Marshall Era and the program's highest seed to that point). The light bulb also turned on for second-year JUCO point guard Joe Ragland, who earned his own first team plaudits. A third senior, Toure' Murry, later played two seasons in the NBA.

**► 2013**

Previous: 27-6 (16-2 MVC, 1st), NCAA First Round

Lost: 5 seniors, 4 starters

Result: 30-9 (12-6 MVC, 2nd), NCAA Final Four

Experts were quick to write off the 2012-13 team, which had graduated five seniors and would surely need time to rebuild. As a result, the defending conference champions were picked fourth in the MVC's preseason poll. Newcomers Cleanthony Early (a JUCO forward), Malcolm Armstead (a senior transfer from Oregon) and freshmen Ron Baker and Fred VanVleet sped up that timeline. Injuries to Baker and two other starters kept the team from reaching its full potential during the regular season. Baker missed 20 games to a stress fracture but returned in time for the MVC Tournament and helped spark a dream run to the Final Four.

**► 2017**

Previous: 26-9 (16-2 MVC, 1st), NCAA Second Round

Lost: 5 seniors, 3 starters (2 NBA guards)

Result: 31-5 (17-1 MVC, t-1<sup>st</sup>), Arch Madness Champ NCAA 2<sup>nd</sup> Round

The Shockers lost two NBA guards yet somehow added five extra wins. WSU hit its stride in February and March, winning 16-straight games. Redshirt freshman Landry Shamet was a worthy replacement for VanVleet at point guard, earning first team all-conference honors, and three other holdovers (Morris, Markis McDuffie and Conner Frankamp) took on larger roles.

**SHOCKERS SIGN THREE IN FALL PERIOD:****► TYSON ETIENNE**

6-1 | 175 | G

Englewood, N.J. | Putnam Science Academy (Conn.)

Last name is pronounced "A-T-N" . . . No. 123 in the Class of 2019 per Rivals and No. 19 among point guards . . . WSU's fourth Rivals150 recruit under Gregg Marshall... Four-star recruit, ranked No. 111 overall in the Class of 2019, per 247Sports' composite list (No. 15 among combo guards and No. 3 in the state of New Jersey) . . . Described as a fearless finisher, willing passer and long-range shooting threat . . . Father, Max Etienne, played two seasons at Maryland (1988-90).

**► RIVALS TOP-150 RECRUITS UNDER GREGG MARSHALL**

Player	Class	Rank	Ht	Pos	Hometown
Fred VanVleet	2012	138	6-0	PG	Rockford, Ill.
Markis McDuffie	2015	145	6-8	F	Paterson, N.J.
Landry Shamet	2015	88	6-5	CG	Kansas City, Mo.
<b>Tyson Etienne</b>	<b>2019</b>	<b>123</b>	<b>6-1</b>	<b>CG</b>	<b>Englewood, N.J.</b>

**Marshall on Etienne:** "This is a young man we really liked on the recruiting trail. He played for Coach Terrance 'Munch' Williams and the PSA Cardinal on the summer circuit. He's a combo guard who can play off-the-ball as well as handle it. He's a dead-eye shooter and body-ready to compete for major minutes walking in the door."

**High School:** Originally from New Jersey but has spent the past two seasons in different states broadening his basketball horizons . . . Currently enrolled in a post-graduate year at Putnam Science Academy in eastern Connecticut playing for the defending national prep school champions . . . Took official visits to both Wichita State and Oklahoma in September. His Shocker host was another New Jersey native, senior Markis McDuffie . . . Announced his commitment to WSU on Oct. 14, 2018 . . . Spent his junior year (2017-18) at Long Island Lutheran in New York, where he averaged a team-high 16.5 points with 43 three-pointers on his way to first team all-Long Island honors . . . Team finished 22-3 and reached the New York State Federation AA Semifinals . . . Prior to LuHi, starred at hometown Dwight Englewood High School in New Jersey . . . As a sophomore (2016-17) averaged 22.3 points, 2.2 steals and 2.4 three-pointers per contest . . . Named second team North New Jersey . . . Hit at least one three-pointer in 29 of the 30 games . . . Best game was a 40-point outburst at Secaucus in which he tallied 11 rebounds, six steals and four assists . . . Registered 10 steals on another occasion . . . Played summer ball for the PSA Cardinals, based in the Bronx.

**NOAH FERNANDES**

6-0 | 155 | G

Mattapoisett, Mass. | Woodstock Academy (Conn.)

Three-star prospect, per ESPN and 247Sports . . . Rated No. 168 in the Class of 2019 on 247Sports' composite list, No. 15 among point guards . . . Announced his commitment via Twitter on Sep. 16, 2018 -- one day after his official visit. Chose WSU over offers from DePaul, UMass, Rhode Island, Temple, St. Bonaventure and more.

**Marshall on Fernandes:** "Noah Fernandes is a guy that I saw at the Peach Jam in early July. I loved his ability to be the consummate floor general at point guard. He's very

cerebral and tough. Noah makes winning plays and is a great communicator. People are drawn to his leadership skills. He can score, as well as run the team, and he guards the basketball with tenacity. He's being well-schooled at Woodstock by Coach Tony Bergeron and comes from a great family."

**High School/Prep School:** Enrolled for a prep year at Woodstock Academy in northeastern Connecticut as a member of the Post-Grad Gold Squad . . . Played summer ball for Expressions Elite in EYBL and averaged 12.9 points, 4.8 assists in 21 games . . . All-Peach Jam Honorable Mention. Put up 13.8 points, 6.8 assists, 4.6 rebounds and 1.8 steals in five games . . . 2018 graduate of Tabor Academy in Marion, Mass . . . Played three seasons . . . First Team All-NEPSAC (Class A) as a senior and earned ISL all-league honors . . . Averaged more than 20 points per game in 2017-18 and helped his team the NEPSAC Class A semifinals . . . Played his freshman season as Old Rochester Regional in Mattapoisett where he averaged 15.8 points and helped the Bulldogs to the first MIAA state hoops championship in school history.

**► DEANTONI GORDON**

6-8 | 175 | F

Mobile, Ala. | John L. Leflore Preparatory Academy

Consensus three-star prospect . . . Rated No. 223 by 247Sports . . . No. 242 in 247Sports' composite listing . . . Ranked No. 31 among power forwards, per ESPN with a 79-grade . . . Described as an athletic big man who runs the floor, plays above the rim and can step out hit jumpers . . . Made an early verbal commitment to WSU in April, 2017 over offers from UAB, Cal-State Northridge and New Mexico State.

**Marshall on Gordon:** "I'm very pleased to have DeAntoni joining our program. He committed as a junior, which is probably the earliest commit that I can recall, and he honored that commitment all the way through. His high school coach, Jeffrey Pope, and AAU coach, Kirven Lang, both have been a great influence on DeAntoni, and I've enjoyed watching him as a player. He is a super hard-worker, and his body and game are both rapidly developing. I think he will quickly become a crowd-favorite with his athleticism, length and ability to move around the court."

**High School:** Begins his senior season at LeFlore Preparatory Academy in Mobile, Ala . . . In July, 2018 competed in Alabama's North-South All-Star game (featuring the state's top rising seniors). Finished with 12 points, three rebounds and two blocks . . . As a junior (2017-18), earned second team all-state honors in Class 6A (Alabama's second-largest class), per the Alabama Sports Writers Association . . . Averaged 15.4 points and 8.3 rebounds . . . Second Team All-Mobile County (Classes 5-6A) . . . Led his team to a 28-7 record, the Class 6A Area 1 title and a Regional appearance (final 16) . . . Team was No. 4 in the final Class 6A rankings . . . MVP in LeFlore's run to the Gulf Coast Holiday Classic tournament title . . . Ran with powerhouse Nike Team Florida on the summer circuit. In 16 EYBL games, averaged 11.5 points on 61 percent shooting and blocked 24 shots.





# Dexter DENNIS

6-5 | 208 | Fr. | Guard | PS  
Baker, La. • Baker HS • Believe Academy (S.C.)

## OVERVIEW

- ▶ Voted to the American Athletic Conference All-Freshman Team
- ▶ High-level athlete with a knack for highlight reel plays.
- ▶ Slasher and knock-down three-point shooter can play the two or the three.
- ▶ Hit at least one three-pointer in each of the last 10 regular season games.
- ▶ Averaging 5.3 rebounds -- most ever for a Shocker freshman guard.
- ▶ 24.5 minutes-per-game is the most for a WSU true freshman since 2009.
- ▶ 27 games with 18 starts, including six-straight to finish out the regular season.
- ▶ WSU's fourth-leading scorer (7.8); and most-accurate volume 3-point shooter (.394).

## Notable Performances:

- ▶ Released a corner three just ahead of the buzzer to beat Tulane, 82-79, in the regular season finale -- played less than 100 miles from his hometown in front of a large group of family and friends. The shot was No. 2 on SportsCenter's Top-10.
- ▶ Tied a WSU freshman record with six threes (on nine attempts) and helped the Shockers match the school record with 15 total threes in a 21-point win at Tulsa (Feb. 20). He finished the game with 18 points and eight rebounds.
- ▶ 14 pts, 13 reb at Cincinnati (Feb. 18) was the first double-double by a Shocker freshman in 11 years and the most rebounds since December, 2001.
- ▶ Came close to a second double-double with 10 pts, 8 reb vs. ECU (Mar. 5).
- ▶ Struggled with his shot but grabbed 10 rebounds in a win over UConn (Feb. 28).
- ▶ Earned Freshman of the Week honors after scoring 17 points vs. Memphis (Feb. 23).
- ▶ Keyed an upset of UCF (Jan. 16) with eight points and nine rebounds.
- ▶ Sustained a concussion in the second half of the Dec. 15 Southern Miss game and missed two subsequent games against Oral Roberts (Dec. 19) and VCU (Dec. 22)... Returned Jan. 3 at Memphis and scored 26 points in his first two games back.
- ▶ Scored 15 of his season-high 19 points in the second-half against Alabama (Nov. 18) during which he was 5-for-5 and grabbed four offensive rebounds.
- ▶ Made his first career start in the Veterans Classic win over Providence (Nov. 9) and connected on both of his three-point attempts on his way to eight points in 20 minutes.
- ▶ 10 points in 28 minutes off the bench in his collegiate debut vs. LA Tech (Nov. 6).

**Prep School:** Spent a post-graduate year at Believe Sports Academy in Athens, Tenn., where he was coached by WSU assistant Tyson Waterman... Chose WSU at the start of the spring signing period over finalists Ole Miss, Kansas State and Georgia Tech.

**High School:** Earned 2017 First Team Class 3A All-State honors from the Louisiana Sports Writers Association as a senior at Baker High School near Baton Rouge, La... Averaged 23.4 points and helped his team to a 25-12 record and a trip to the state quarterfinals... All-Metro (Baton Rouge) and District MVP... Coached by James Holmes... Selected for the 2017 Louisiana High School All-Star game... Honor Roll student... Played AAU ball for Elfrid Payton Elite under coach Mitchell Johnson... Played his first three high school seasons at Southern University Lab School in Baton Rouge, La... Averaged 14 points as a junior, earned second team Class 1A All-State honors and led his team to a district title and a runner-up finish in the state tournament.

**Personal:** Born Feb. 9, 1999... Mother, Dawn McQuirter, played three seasons at Grambling State... Has an older sister, Jada... Distant cousin of Aaron James, the first player ever drafted by the expansion New Orleans Jazz... Sport management major.

## 2018-19

American Athletic Conference All-Freshman Team  
• AAC Freshman of the Week (Feb. 25)



## CAREER HIGHS

Category	Opponent	Date
Points	19 2x, Last: vs. Temple	3/15/19
Rebounds	13 at Cincinnati	2/17/19
Field Goals	7 vs. Alabama	11/18/18
FG Attempts	13 at UConn	1/26/19
3-Pointers	6 at Tulsa	2/20/19
3-Pt Attempts	9 at Tulsa	2/20/19
Free Throws	6 vs. Temple	3/15/19
FT Attempts	9 LOUISIANA TECH	11/6/18
Assists	4 TEMPLE	1/6/19
Steals	3 TULSA	2/2/19
Blocks	2 vs. Temple	3/15/19
Minutes	38 vs. Temple	3/15/19

## MISCELLANEOUS

Category	18-19	Career
10+ Points	13	13
20+ Points		
30+ Points		
10+ Rebounds	3	3
Dunks	7	7
Fouled Out	1	1
P-R Double-Doubles	2	2
P-A Double-Doubles		
Leading Scorer	3	3
Leading Rebounder	10	10
Assist Leader	1	1

## 2018-19 GAME-BY-GAME STATISTICS

Date	Opponent	gs	min	fg	3pt	ft	o	d	tr	pf	ast	to	blk	stl	pts
N-6	LA TECH		28	2-8	2-4	4-9	1	3	4	1	1	3	0	1	10
N-9	vs. Providence	*	20	2-4	2-2	2-4	0	2	2	4	0	3	0	1	8
N-15	vs. Davidson	*	13	2-5	1-2	0-0	3	4	7	4	2	2	0	0	5
N-16	vs. Appalachian St.	*	16	1-3	0-2	0-0	0	0	0	3	0	0	0	0	2
N-18	vs. Alabama		26	7-9	1-2	4-5	4	1	5	3	1	2	0	0	19
N-25	RICE	*	28	3-6	1-3	4-4	1	5	6	2	3	0	0	1	11
D-1	BAYLOR	*	31	2-7	0-2	1-2	3	3	6	1	1	0	0	0	5
D-8	at Oklahoma	*	32	0-6	0-1	0-0	0	4	4	0	1	3	1	0	0
D-12	JACKSONVILLE ST.		28	1-6	0-1	1-2	3	5	8	0	1	0	1	1	3
D-15	SOUTHERN MISS		6	0-0	0-0	1-4	1	1	2	2	0	0	0	0	1
D-19	ORAL ROBERTS	DNP													
D-22	at VCU	DNP													
J-3	at Memphis ^	*	34	4-8	2-6	2-2	0	5	5	2	1	1	1	0	12
J-6	TEMPLE ^	*	26	5-10	1-4	3-3	4	2	6	3	4	0	1	1	14
J-12	at Houston ^	*	31	3-7	1-4	1-2	2	4	6	3	1	4	0	0	8
J-16	UCF ^	*	31	2-6	0-1	4-4	3	6	9	3	1	2	0	0	8
J-19	CINCINNATI ^	*	9	0-3	0-1	0-0	1	0	1	5	0	1	0	0	0
J-22	at USF ^	*	14	1-4	0-1	0-0	0	1	1	4	0	1	0	0	2
J-26	at UConn ^		29	3-13	1-3	1-2	2	0	2	2	0	0	0	1	8
J-30	SMU ^		14	1-3	0-1	0-0	1	0	1	3	0	0	0	0	2
F-2	TULSA ^		20	4-6	3-5	0-0	0	4	4	1	1	1	0	3	11
F-6	at ECU ^		30	2-8	2-6	1-2	3	1	4	1	1	2	0	0	7
F-9	TULANE ^		20	1-5	1-3	0-0	1	3	4	3	0	1	0	1	3
F-12	at Cincinnati ^		33	5-11	4-8	0-0	1	12	13	1	0	1	0	0	14
F-20	at Tulsa ^	*	29	6-10	6-9	0-0	2	6	8	2	1	0	0	0	18
F-23	MEMPHIS ^	*	26	6-12	5-7	0-0	2	3	5	4	2	1	0	0	17
F-28	UConn ^	*	32	1-7	1-4	1-2	3	7	10	2	1	0	1	0	4
M-3	at SMU ^	*	33	5-10	2-6	0-0	1	6	7	1	0	1	1	0	12
M-5	ECU ^	*	25	4-10	2-6	0-0	1	7	8	3	0	0	0	0	10
M-9	at Tulane ^	*	22	1-5	1-5	0-0	0	4	4	4	0	1	0	0	3
M-14	vs. ECU %	*	25	5-7	3-5	0-0	0	3	3	2	2	0	0	0	13
M-15	vs. Temple %	*	38	6-11	1-4	6-7	4	8	12	3	2	4	2	2	19
M-16	vs. Cincinnati %	*	26	1-8	1-6	1-2	2	4	6	4	0	1	1	0	4
M-20	at Furman (NIT)	*	31	1-7	1-3	0-0	1	3	4	1	2	2	0	0	3
M-24	at Clemson (NIT)														


## DENNIS' CAREER TOTALS

Season	GP	GS	Min	Avg	FG	FGA	%	3FG	FGA	%	FT	FTA	%	Off	Def	Tot	Avg	PF	FO	A	TO	Blk	Stl	Pts	Avg	
2018-19	Freshman	32	22	806	25.2	87	225	.387	45	117	.385	37	56	.661	50	117	167	5.2	77	1	29	37	9	12	256	8.0
	TOTALS	32	22	806	25.2	87	225	.387	45	117	.385	37	56	.661	50	117	167	5.2	77	1	29	37	9	12	256	8.0



# 1 Markis MCDUFFIE

6-8 | 218 | Sr. | Forward | 2L  
Paterson, N.J. • St. Anthony's HS



**2018-19**  
2<sup>nd</sup> Team All-AAC • NABC 2<sup>nd</sup> Team All-District 25 • All-AAC Tournament Team • 2x AAC Player of the Week (N. 12, F. 4) • 4x AAC Honor Roll (Nov. 17, Jan. 21, Feb. 11) • 1,000-Point Club • All-Charleston Classic • 2<sup>nd</sup> Team Preseason All-AAC

**2016-17**  
1st Team All-MVC • NABC First Team All-District 16 • Battle 4 Atlantis All-Tournament • Xavier McDaniel Rebounding Award

**2015-16**  
MVC Freshman of the Year • MVC All-Newcomer Team • MVC All-Bench Team • MVC All-Freshman Team

## OVERVIEW

- ▶ **Voted Second Team All-AAC**
- ▶ 2x American Player of the Week; 4x American Honor Roll
- ▶ Reg. Season Top-10 in scoring (4<sup>th</sup>, 17.9), FT percentage (5<sup>th</sup>, .814) and three-pointers (8<sup>th</sup>, 2.3).
- ▶ Has scored at least eight points in every game this year and topped 20 on 11 occasions.
- ▶ Scoring average is highest of the Marshall Era (18.3), ahead of Cleanthony Early (16.5 in 2014).
- ▶ No. 15 on WSU's career scoring list and ninth in three-pointers.
- ▶ Eighth player in Shocker history with combo of 500 rebounds and 100 steals.
- ▶ WSU's most-experienced player and its lone holdover from the MVC era.
- ▶ Nicknamed "Gumby" – uses length and flexibility to his advantage
- ▶ Unique combo of intensity and youthful exuberance.
- ▶ Versatile scorer shoots over smaller defenders on perimeter and can finish at the rim.
- ▶ Size and quickness allow him to switch screens and guard players of different sizes and skills.
- ▶ One of the nation's youngest seniors. Turned 21 in September, 2018.
- ▶ Worked out for a handful of NBA teams over the summer but withdrew prior to the draft.

## Notable Performances:

- ▶ Set career-highs with 32 points and six three-point field goals (five of them in the second half) in a win over Providence at U.S. Naval Academy to earn his first AAC player of the week honor.
- ▶ Hit a three-pointer in 15-straight games from Dec. 15 through Feb. 17 -- one of the nine-longest streaks in school history. He hit multiple threes in 14 of the 15 games (40/105, .401).
- ▶ Posted the Marshall Era's second-longest double-figure scoring streak (17; Nov. 9-Jan. 26).
- ▶ Scored 15 and 27 in back-to-back home wins over SMU (Jan. 30) and Tulsa (Feb. 2) to capture conference player of the week honors for the second time. In the latter he grabbed a career-high five offensive rebounds and scored putbacks on four of them.
- ▶ Played all 45 minutes in an overtime loss to Temple (Jan. 6) becoming the first Shocker in 23 years to go wire-to-wire in a game and the first in 24 years to do it in an overtime contest.
- ▶ Topped 20 points in four-consecutive games against Temple (24), Houston (22), UCF (23) and Cincinnati (21) in early January. The last came in front of a national network audience on CBS.
- ▶ Scored 25 points against Oral Roberts (Dec. 19) and knocked down all 10 fouls shots.
- ▶ Joined WSU's 1,000-point club midway through the first half against Oklahoma in OKC (Dec. 8) when he sank a three-pointer.
- ▶ Averaged 22.7 points in three Charleston Classic games to make the all-tournament team. Scored 24 in a win over Appalachian State (Nov. 16) -- 15 of those came over the final six minutes to help WSU rally from a five-point deficit... Had 26 in the fifth-place game vs. Alabama (Nov. 18).

**2017-18 (Junior):** 8.5 ppg, 3.1 rpg in 18.9 minutes... 22 games with four starts... Sidelined 12 weeks by a stress fracture in his left foot and missed the first 11 games of the regular season... Returned for the non-conference finale against FGCU (Dec. 22) but struggled to regain his form.

**2016-17 (Sophomore):** First team All-Missouri Valley... Team's leading scorer (11.5) and rebounder (5.7)... 36 games with 27 starts and averaged 25.5 minutes... Ranked fourth in the MVC in free throw percentage (.819)... Team-high 42 steals... Scored in double-figures 23 times.

**2015-16 (Freshman):** MVC Freshman of the Year and a member of the league's All-Newcomer and All-Bench Teams... Averaged 7.4 points, 3.3 rebounds.

**High School:** Played for Hall of Fame coach Bob Hurley Sr. at St. Anthony High School in Jersey City, N.J... Chose WSU over VCU, Boston College, SMU, Maryland, Rutgers and several others... Rated No. 95 on ESPN's Top-100 list for the Class of 2015.

**Personal:** Full name is Markis Derek McDuffie... Born Sept. 6, 1997... Son of Derek and Sandra McDuffie... Left-handed... Sport management major.

## CAREER HIGHS

Category	Opponent	Date
Points	34 vs. Temple	3/15/19
Rebounds	14 2x, Last: at Drake	2/1/17
Field Goals	12 vs. Providence	11/9/18
FG Attempts	20 TULSA	2/2/19
3-Pointers	6 vs. Providence	11/9/18
3-Pt Attempts	9 4x, Last: vs. Temple	3/15/19
Free Throws	12 vs. Temple	3/15/19
FT Attempts	13 vs. Temple	3/15/19
Assists	8 at Drake	2/1/17
Steals	5 SOUTH DAKOTA ST.	12/22/16
Blocks	2 2x, Last: Temple	3/15/19
Minutes	45 TEMPLE (OT)	1/6/19

## MISCELLANEOUS


Category	18-19	Career
10+ Points	30	70
20+ Points	12	16
30+ Points	2	2
10+ Rebounds	1	3
Dunks	9	32
Fouled Out	-	-
P-R Double-Doubles	1	2
P-A Double-Doubles	-	-
Leading Scorer	21	29
Leading Rebounder	9	24
Assist Leader	2	6

## 2018-19 GAME-BY-GAME STATISTICS

Date	Opponent	gs	min	fg	3pt	ft	o	d	tr	pf	ast	to	blk	stl	pts
N-6	LA TECH	*	28	3-11	1-6	1-4	0	1	1	3	0	1	0	2	8
N-9	vs. Providence	*	31	12-19	6-9	2-3	2	2	4	4	0	2	0	2	32
N-15	vs. Davidson	*	38	7-19	3-6	1-2	2	4	6	1	0	1	0	0	18
N-16	vs. Appalachian St.	*	31	7-12	4-6	6-6	1	1	2	3	0	1	1	1	24
N-18	vs. Alabama	*	34	8-13	2-4	8-9	3	5	8	1	0	0	0	1	26
N-25	RICE	*	28	6-11	0-3	2-4	1	4	5	2	5	1	0	1	14
D-1	BAYLOR	*	30	6-14	1-7	2-2	1	3	4	3	0	4	0	1	15
D-8	at Oklahoma	*	31	6-17	2-7	5-5	4	3	7	1	0	3	0	3	19
D-12	JACKSONVILLE ST.	*	32	3-15	0-3	5-5	2	7	9	2	3	0	0	1	11
D-15	SOUTHERN MISS	*	34	5-16	2-6	5-7	2	6	8	1	1	0	0	1	17
D-19	ORAL ROBERTS	*	19	6-13	3-7	10-10	1	2	3	3	0	2	0	0	25
D-22	at VCU	*	31	5-15	3-8	3-5	1	3	4	4	1	3	0	0	16
J-3	at Memphis ^	*	38	7-17	3-9	2-2	0	5	5	1	1	2	0	1	19
J-6	TEMPLE ^	*	45	7-17	3-7	7-8	2	5	7	1	1	5	0	1	24
J-12	at Houston ^	*	34	6-14	4-7	6-7	2	3	5	3	1	4	0	1	22
J-16	UCF ^	*	36	9-15	2-4	3-3	2	3	5	2	0	1	0	1	23
J-19	CINCINNATI ^	*	38	7-14	4-7	3-3	2	3	5	3	3	3	0	1	21
J-22	at USF ^	*	30	4-12	2-9	1-2	0	2	2	3	0	3	0	1	11
J-26	at UConn ^	*	32	4-14	1-6	0-1	1	3	4	2	0	0	1	0	9
J-30	SMU ^	*	25	5-11	3-6	2-3	0	0	0	4	1	1	0	0	15
F-2	TULSA ^	*	38	11-20	2-7	3-3	5	2	7	0	1	1	0	1	27
F-6	at ECU ^	*	30	4-12	2-7	4-4	1	2	3	1	2	2	0	2	14
F-9	TULANE ^	*	29	8-14	4-7	5-5	2	6	8	3	1	0	0	1	25
F-12	at Cincinnati ^	*	37	4-15	2-8	3-3	1	4	5	1	1	2	0	1	13
F-20	at Tulsa ^	*	36	3-9	0-6	3-4	2	2	4	1	0	1	0	0	9
F-23	MEMPHIS ^	*	38	5-14	3-5	2-3	3	1	4	3	0	0	1	2	15
F-28	UCONN ^	*	38	5-17	2-7	7-7	0	5	5	1	2	2	0	1	19
M-3	at SMU ^	*	33	4-17	1-8	6-9	1	8	9	3	1	2	0	1	15
M-5	ECU ^	*	31	4-11	2-8	6-9	3	2	5	1	3	3	0	0	16
M-9	at Tulane ^	*	33	4-9	1-4	5-7	1	1	2	1	4	0	0	2	14
M-14	vs. ECU %	*	22	2-6	0-4	11-12	2	1	3	2	2	0	1	1	15
M-15	vs. Temple %	*	38	9-19	4-9	12-13	7	5	12	2	2	1	2	3	34
M-16	vs. Cincinnati %	*	38	4-12	2-6	8-8	1	3	4	2	0	3	0	0	18
M-20	at Furman (NIT)	*	37	8-17	2-6	2-4	3	3	6	0	0	1	0	1	20
M-24	at Clemson (NIT)	*													

## McDUFFIE's CAREER TOTALS

Season	GP	GS	Min	Avg	FG	FGA	%	3FG	FGA	%	FT	FTA	%	Off	Def	Tot	Avg	PF	FO	A	TO	Blk	Stl	Pts	Avg	
2015-16	Freshman	34	1	630	18.5	87	204	.426	23	73	.315	55	77	.714	36	75	111	3.3	55	0	25	33	7	27	252	7.4
2016-17	Sophomore	36	27	918	25.5	132	288	.458	33	93	.355	118	144	.819	62	142	204	5.7	72	0	61	50	11	42	415	11.5
2017-18	Junior	22	4	416	18.9	64	144	.444	20	59	.339	38	52	.731	21	48	69	3.1	39	0	25	30	2	9	186	8.5
2018-19	Senior	34	34	1123	33.0	198	481	.412	76	219	.347	151	182	.830	61	110	171	5.0	68	0	36	55	6	36	623	18.3
TOTALS		126	66	3087	24.5	481	1117	.431	152	444	.342	362	455	.796	180	375	555	4.4	234	0	147	168	26	114	1476	11.7



## 2 Jamarius BURTON

6-4 | 208 | Fr. | Guard | HS  
Charlotte, N.C. • Independence HS

### OVERVIEW

- ▶ 2x American Freshman of the Week
- ▶ Versatile guard who can play the point or on the wing, as needed.
- ▶ Uses his size and strength effectively to bully his way to the basket.
- ▶ Appeared in all 33 games with 24 starts (including 19-straight).
- ▶ Has solidified the point guard spot over the past six weeks, averaging 7.8 points, 5.0 assists with an outstanding 3.67 A:TO ratio over the team's last 11 reg. season games.
- ▶ 3.3 assists and 1.85 ratio were the highest among AAC freshmen this year during the regular season. The latter would be the highest ever for a WSU true freshman.
- ▶ Just the fourth WSU freshman to hit the century mark in assists.
- ▶ Team assist leader in 13 of the 30 regular season games.

### Notable Performances:

- ▶ Earned American Freshman of the Week status after handing out 19 assists in the two games against Tulsa (Feb. 20) and Memphis (Feb. 23) -- tied with Fred VanVleet (2015) for the best two-game stretch by a Marshall Era Shocker.
- ▶ Season-high 10 assists at Tulsa was the best single-game total by a Shocker freshman in 46 years.
- ▶ Finished with nine more assists against Memphis, despite playing just 19 minutes due to foul trouble, along with 10 points.
- ▶ Scored a season-high 16 points at UConn (Jan. 26).
- ▶ Selected American Freshman of the Week for the second time on March 4 after averaging 10.5 points and 5.0 assists with a 5.00-to-1 ratio in wins over UConn (Feb. 28) and at SMU (Mar. 3).
- ▶ Dished five assists in season-high 35 minutes against Cincinnati (Jan. 19) on CBS.
- ▶ Finished with 12 points and eight rebounds in 32 minutes at VCU (Dec. 22).
- ▶ Notched his first double-figure scoring game with 14 points and six assists in 31 minutes in a Charleston Classic win over Appalachian State (Nov. 16).
- ▶ First WSU true freshman to start a season opener in a decade; played 22 minutes vs. LA Tech and hit all three of his shots on the way to six points and five assists.

### High School:

Rivals three-star recruit... Signed with WSU in April over finalists Butler, UMass and Temple... As a senior in 2018, led Independence High School to a 31-1 record and North Carolina's Class 4A state championship... Second Team NCBCA All-State selection... First Team All-District 9... Averaged 16.4 points, 7.5 rebounds, 4.9 assists and 2.2 steals... Tallied 13 points and seven rebounds in the state title game, played at UNC's Dean Smith Center, to earn Most Valuable Player honors... Selected to compete in the North Carolina-South Carolina All-Star game... Missed his entire junior year with a knee injury... Had personal-bests of 33 points, 15 rebounds and 14 assists... Coached by Preston Davis at Independence and by Derrick Wall on the AAU circuit for Team Loaded.

### Personal:

Born April 15, 2000 in Champaign, Ill... Son of Rosso Burton and Kimberly Seward... Comes from a large family of athletes... Mother played at Alabama A&M... Has a younger brother, Amonti, and two older sisters, Kimera and Destani who both played college basketball on full scholarships... Uncle, Todd Peat, played six seasons in the



### 2018-19

2x American Athletic Conference Freshman of the Week  
(Feb. 4, Mar. 4)

### CAREER HIGHS

Category	Opponent	Date
Points	16 at UConn	1/26/19
Rebounds	8 3x, Last: UCONN	2/28/19
Field Goals	6 2x, Last: at UConn	1/26/19
FG Attempts	12 2x, Last: TULANE	2/9/19
3-Pointers	2 2x, Last: vs. Cincinnati	3/16/19
3-Pt Attempts	3 3x, Last: UCONN	2/28/19
Free Throws	6 vs. Providence	11/9/18
FT Attempts	9 vs. Providence	11/9/18
Assists	10 at Tulsa	2/20/19
Steals	2 3x, Last: vs. Cincinnati	3/16/19
Blocks	1 2x, Last: TULANE	2/9/19
Minutes	35 CINCINNATI	1/19/19

### MISCELLANEOUS

Category	18-19	Career
10+ Points	8	8
20+ Points		
30+ Points		
10+ Rebounds		
10+ Assists	1	1
Dunks	3	3
Fouled Out	1	1
P-R Double-Doubles		
P-A Double-Doubles		
Leading Scorer	1	1
Leading Rebounder	3	3
Assist Leader	16	16

### 2018-19 GAME-BY-GAME STATISTICS

Date	Opponent	gs	min	fg	3pt	ft	o	d	tr	pf	ast	to	blk	stl	pts
N-6	LA TECH	*	22	3-3	0-0	0-0	1	2	3	2	5	4	0	1	6
N-9	vs. Providence	*	27	0-5	0-0	6-9	4	2	6	1	4	2	0	1	6
N-15	vs. Davidson	*	27	0-4	0-1	0-0	2	3	5	2	2	0	0	1	0
N-16	vs. Appalachian St.	*	31	6-8	0-0	2-5	0	2	2	1	6	2	0	1	14
N-18	vs. Alabama	*	20	1-4	0-1	3-4	0	3	3	3	1	1	0	0	5
N-25	RICE		19	2-5	0-2	1-2	1	1	2	0	2	2	0	0	5
D-1	BAYLOR		14	0-1	0-0	0-0	0	1	1	1	0	0	0	2	0
D-8	at Oklahoma		17	1-5	0-2	2-2	1	1	2	1	0	1	0	0	4
D-12	JACKSONVILLE ST.		7	1-2	0-0	0-0	0	1	1	1	1	2	0	0	2
D-15	SOUTHERN MISS		17	0-0	0-0	0-0	2	4	6	2	2	1	0	1	0
D-19	ORAL ROBERTS		21	2-5	0-0	1-4	5	3	8	1	3	2	0	0	5
D-22	at VCU		32	4-8	1-2	3-4	4	4	8	1	3	2	0	0	12
J-3	at Memphis ^		15	3-4	0-0	0-0	1	2	3	3	2	2	1	1	6
J-6	TEMPLE ^		18	1-1	0-0	0-0	0	3	3	1	1	2	0	0	2
J-12	at Houston ^	*	26	1-2	0-0	2-2	1	1	2	4	2	2	0	0	4
J-16	UCF ^	*	28	3-4	1-1	5-5	0	4	4	2	1	3	0	0	12
J-19	CINCINNATI ^	*	35	1-4	0-0	0-0	0	1	1	4	5	4	0	0	2
J-22	at USF ^	*	31	2-6	0-1	4-6	4	2	6	3	4	5	0	0	8
J-26	at UConn ^	*	29	6-12	1-3	3-3	1	1	2	2	1	2	0	0	16
J-30	SMU ^	*	34	3-10	1-2	2-2	1	3	4	0	7	1	0	0	9
F-2	TULSA ^	*	33	3-4	2-3	1-1	2	1	3	1	6	2	0	0	9
F-6	at ECU ^	*	15	1-3	0-1	2-4	0	2	2	3	4	0	0	0	4
F-9	TULANE ^	*	23	4-12	0-2	1-2	0	3	3	4	2	3	1	2	9
F-12	at Cincinnati ^	*	16	0-9	0-2	3-4	1	2	3	2	0	1	0	0	3
F-20	at Tulsa ^	*	23	1-4	0-1	0-0	1	3	4	4	10	2	0	1	2
F-23	MEMPHIS ^	*	19	4-8	0-2	2-2	0	4	4	5	9	2	0	1	10
F-28	UCONN ^	*	31	4-11	1-3	2-3	1	7	8	0	5	1	0	0	11
M-3	at SMU ^	*	29	4-7	1-1	1-1	2	2	4	2	5	1	0	1	10
M-5	ECU ^	*	30	3-9	0-0	2-2	1	4	5	1	2	1	0	1	8
M-9	at Tulane ^	*	31	4-10	0-2	3-4	0	3	3	1	5	1	0	1	11
M-14	vs. ECU %	*	18	0-2	0-1	1-2	0	0	0	2	2	0	0	0	1
M-15	vs. Temple %	*	27	1-6	0-1	0-0	1	2	3	4	5	3	0	0	2
M-16	vs. Cincinnati %	*	34	3-5	2-2	1-2	1	3	4	2	5	1	0	2	9
M-20	at Furman (NIT)	*	26	2-6	0-1	0-0	1	0	1	2	4	1	0	0	4
M-24	at Clemson (NIT)														

### BURTON'S CAREER TOTALS

Season	GP	GS	Min	Avg	FG	FGA	%	3FG	FGA	%	FT	FTA	%	Off	Def	Tot	Avg	PF	FO	A	TO	Blk	Stl	Pts	Avg	
2018-19	Freshman	34	25	825	24.3	74	189	.392	10	37	.270	53	75	.707	39	80	119	3.5	68	1	116	59	2	17	211	6.2
TOTALS		34	25	825	24.3	74	189	.392	10	37	.270	53	75	.707	39	80	119	3.5	68	1	116	59	2	17	211	6.2





# 3 Ricky TORRES

6-2 | 189 | Jr. | Guard | TR  
Pinellas Park, Fla. • Mo. St.-West Plains JC



2017-18 (at Missouri St.-West Plains JC)  
1st Team NJCAA All-American • Region 16 Player of the Year

## OVERVIEW

- ▶ Savvy point guard with tremendous court vision.
- ▶ Led the team in plus-minus during conference play (+6.28 per-40-minutes).
- ▶ Has 83 assists with just 32 turnovers (2.59 A:TO ratio) for the year.
- ▶ First team JUCO All-American last year at Missouri St.-West Plains JC.

## Notable Performances:

- ▶ Scored eight points in the season finale at Tulane on 3-of-6 shooting.
- ▶ Banked seven assists(zero turnovers) in just 13 minutes at Tulsa.
- ▶ Career-high eight rebounds in 27 minutes against Temple (Jan. 6).
- ▶ Career-high eight assists in 24 turnover free minutes at Memphis.
- ▶ Recorded his first double-figure scoring game with 13 points against Southern Miss (Dec. 15 at INTRUST Bank Arena) and also dished out six assists.
- ▶ Played a season-high 25 minutes at Oklahoma (Dec. 8).
- ▶ Opened his Shocker career with 111 turnover-free minutes.
- ▶ Committed his first turnover in second half of the season's seventh game against Baylor but atoned with four points and three assists in the victory.
- ▶ Played a season-high 25 minutes in the Charleston Classic fifth-place game against Alabama and finished with four points, five assists (and no turnovers).
- ▶ Started the season opener against Louisiana Tech (Nov. 6).

## Junior College:

First Team NJCAA All-American and Region 16 Player of the Year in 2018 for Missouri State-West Plains... Averaged 17.2 points and ranked third nationally at 8.1 assists per game while carrying a 2.50-to-1 assist-to-turnover ratio... Led his team to a 25-9 record and a regional title... Set the school's single-game (16), single-season (268) and career (427) assists records... Averaged just over two three-pointers per game while connecting on just over 43 percent from deep... Presided over an offense that ranked 12th nationally in scoring (93.3 points) and eighth in field goal percentage (.520)... Had double-digit assist totals in 11 of his 33 games... Received MVP and Team Captain awards at the team's postseason banquet... Averaged 11.2 points and 5.7 assists as a freshman in 2016-17... Received offers from several schools including SMU and Auburn.

## High School:

Attended Pinellas Park High School in Florida... Did not play for his school team but gained experience on the summer circuit as a member of Team Mareese Speights for coaches Terrance Whitaker and Carlos Rodriguez.

## Profile:

Born Sep. 6, 1995 in Tampa, Fla... Son of Scott and Kimberly Samuels... Has three brothers and two sisters... Has a four-year old son, Adriel... Sport management major.

## CAREER HIGHS

Category	Opponent	Date
Points	13 ORAL ROBERTS	12/19/18
Rebounds	8 TEMPLE	1/6/19
Field Goals	6 ORAL ROBERTS	12/19/18
FG Attempts	9 ORAL ROBERTS	12/19/18
3-Pointers	1 4x, Last: vs. Cincy	3/16/19
3-Pt Attempts	4 2x, Last: JSU	12/12/18
Free Throws	2 3x, Last: at Tulane	3/9/19
FT Attempts	2 4x, Last: at Tulane	3/9/19
Assists	8 at Memphis	1/3/19
Steals	2 3x, Last: vs. ECU	3/14/19
Blocks	1 3x, Last: ORU	12/19/18
Minutes	33 JACKSONVILLE ST.	12/12/18

## MISCELLANEOUS

Category	18-19	Career
10+ Points	1	1
20+ Points		
30+ Points		
10+ Rebounds		
Dunks		
Fouled Out		
P-R Double-Doubles		
P-A Double-Doubles		
Leading Scorer		
Leading Rebounder	1	1
Assist Leader	8	8

## 2018-19 GAME-BY-GAME STATISTICS

Date	Opponent	gs	min	fg	3pt	ft	o	d	tr	pf	ast	to	blk	stl	pts
N-6	LA TECH	*	10	0-1	0-1	0-0	1	1	2	1	1	0	1	0	0
N-9	vs. Providence		17	1-2	0-1	0-0	2	2	4	1	1	0	0	0	2
N-15	vs. Davidson		15	1-4	0-2	0-0	1	0	1	0	0	0	0	0	2
N-16	vs. Appalachian St.		7	0-1	0-1	0-0	0	1	1	0	0	0	0	0	0
N-18	vs. Alabama		25	1-5	0-4	2-2	1	1	2	4	5	0	0	1	4
N-25	RICE	*	21	0-4	0-2	0-0	0	1	1	3	5	0	0	1	0
D-1	BAYLOR	*	21	2-4	0-2	0-0	0	0	0	0	3	1	0	1	4
D-8	at Oklahoma	*	25	1-4	0-3	0-0	0	3	3	0	3	1	0	0	2
D-12	JACKSONVILLE ST.	*	33	3-6	1-4	0-2	0	1	1	0	2	3	1	0	7
D-15	SOUTHERN MISS	*	26	2-3	0-0	0-0	0	3	3	0	6	6	0	2	4
D-19	ORAL ROBERTS	*	31	6-9	1-3	0-0	0	1	1	2	6	1	1	0	13
D-22	at VCU	*	29	0-3	0-2	0-0	0	2	2	3	2	7	0	1	0
J-3	at Memphis ^	*	24	1-4	0-2	0-0	0	1	1	1	8	0	0	1	2
J-6	TEMPLE ^	*	27	1-2	0-1	0-1	1	7	8	1	3	3	0	0	2
J-12	at Houston ^		13	1-4	0-1	2-2	0	2	2	0	1	1	0	1	4
J-16	UCF ^		5	0-2	0-1	0-0	0	1	1	0	2	0	0	0	0
J-19	CINCINNATI ^		8	1-1	0-0	0-1	0	1	1	0	0	0	0	0	2
J-22	at USF ^		6	0-0	0-0	0-0	1	0	1	1	2	2	0	0	0
J-26	at UConn ^		8	0-1	0-0	0-0	0	1	1	1	0	0	0	0	0
J-30	SMU ^		12	0-0	0-0	0-0	0	3	3	1	4	0	0	0	0
F-2	TULSA ^		7	0-1	0-1	0-0	0	3	3	0	2	0	0	1	0
F-6	at ECU ^		16	1-4	1-1	0-0	0	2	2	1	0	2	0	0	3
F-9	TULANE ^		18	1-3	0-1	0-0	0	2	2	0	5	0	0	1	2
F-12	at Cincinnati ^		20	2-7	0-3	0-0	0	0	0	2	1	1	0	0	4
F-20	at Tulsa ^		13	0-1	0-0	0-0	0	1	1	3	7	0	0	0	0
F-23	MEMPHIS ^		18	2-6	0-2	0-0	1	2	3	3	4	2	0	2	4
F-28	UCONN ^		5	0-0	0-0	0-0	0	0	0	1	1	0	0	0	0
M-3	at SMU ^		13	1-3	0-1	0-0	0	2	2	0	3	0	0	0	2
M-5	ECU ^		8	1-1	0-0	0-0	0	0	0	1	1	0	0	0	2
M-9	at Tulane ^		10	3-6	0-1	2-2	1	2	3	1	2	1	0	0	8
M-14	vs. ECU %		19	0-4	0-2	0-0	1	4	5	1	3	1	0	2	0
M-15	vs. Temple %		2	0-0	0-0	0-0	0	0	0	0	0	0	0	0	0
M-16	vs. Cincinnati %		8	1-1	1-1	0-0	0	1	1	0	0	0	0	0	3
M-20	at Furman (NIT)		12	2-3	0-1	0-0	0	3	3	0	2	2	0	0	4
M-24	at Clemson (NIT)														

## TORRES' CAREER TOTALS

Season	GP	GS	Min	Avg	FG	FGA	%	3FG	FGA	%	FT	FTA	%	Off	Def	Tot	Avg	PF	FO	A	TO	Blk	Stl	Pts	Avg	
2018-19	Junior	34	10	532	15.6	35	100	.350	4	44	.091	6	10	.600	10	54	64	1.9	32	0	85	34	3	14	80	2.4
TOTALS		34	10	532	15.6	35	100	.350	4	44	.091	6	10	.600	10	54	64	1.9	32	0	85	34	3	14	80	2.4



# 4 Samajae HAYNES-JONES

6-0 | 180 | Sr. | Guard | 1L  
Wichita, Kan. • East HS • Hutchinson (Kan.) CC

*Signature*



### 2018-19

2x American Athletic Conference Weekly Honor Roll (Dec. 3, Mar. 4)

### 2016-17 (at Hutchinson CC)

• Second Team NJCAA All-American  
• First Team All-Region VI

### OVERVIEW

- ▶ Lightning-quick, lefty guard.
- ▶ Ranks second on the team at 12.1 points-per-game.
- ▶ One of just three returning scholarship players who saw action in 2017-18.
- ▶ Saw limited minutes behind NBA-bound Landry Shamet last year.
- ▶ Excellent shooter with a quick release.
- ▶ Hard-nosed player; Hates to lose.

### Notable Performances:

- ▶ Twice delivered game-winners on the final possession in tie games:
- ▶ Beat the buzzer (and Uconn) on Feb. 28 with a runner from the right baseline with no time on the clock. It that landed at No. 1 on SportsCenter's Top-10 plays. He also finished with 20 points and made the AAC Honor Roll.
- ▶ Beat the buzzer (and SMU) on Jan. 30 with a twisting, reverse-layup with 1.0 second remaining.
- ▶ Scored 22 points on 10-of-18 shooting in an overtime loss to Temple (Jan. 6). He played all but one of the 45 minutes.
- ▶ Put together nine-straight double-digit scoring games from Dec. 12 through Jan. 19.
- ▶ Landed on the conference weekly honor roll for Nov. 26-Dec. 2 after a double-double performance in the Dec. 1 win over Baylor (21 points, 10 rebounds)...
- ▶ Averaged 14.0 points in three Charleston Classic games...
- ▶ Scored 15 points in 36 minutes to key a neutral court win over Providence at the Veterans Classic (Nov. 9). With WSU down 15-5 he hit three-consecutive threes to give the team life. He finished with a career-high eight assists.

**2017-18 (Junior):** Showed flashes of brilliance during an up-and-down junior season, averaging 5.3 points, 1.3 assists and 11.0 minutes over 24 games... Scored 31 points (believed to be the most ever by a Shocker reserve) in a Nov. 28 win over Savannah State on 11-of-17 shooting, helping WSU set a school record for bench points (68)... Averaged 8.9 points during non-conference play but scored just 30 points in 13 conference games due to a physical ailment... Did not see action after Feb. 21.

**Junior College:** Second team All-American who led Hutchinson (Kan.) Community College to an NJCAA National Championship in 2017... Averaged 16.1 points while shooting 42 percent from three... First team all-conference and all-region... Led the NJCAA in total minutes played (1,195) and ranked ninth nationally in free throw percentage (.894)... Totaled 58 steals in 36 games... Team was 67-8 over his two seasons with back-to-back national title game appearances... Finished his career ranked ninth on the school's all-time scoring list (1,163 points), third in three-pointers (124) and second in free throw percentage (.861).

**High School:** An all-state performer at Wichita East... Named one of Kansas' five best players by the Wichita Eagle after leading the Aces to the 2015 Class 6A State Championship... The last three wins in the state title run came at Charles Koch Arena.

**Personal:** Sport management major... Favorite book is Nate Robinson's "Heart Over Height"... Favorite athlete is Allen Iverson... Recruited by Louisville, Houston, Cincinnati, East Tennessee State and Robert Morris, among others.

### CAREER HIGHS

Category	Opponent	Date
Points	31 SAVANNAH ST.	11/28/17
Rebounds	10 BAYLOR	12/1/18
Field Goals	11 2x, Last: ARK. ST.	12/19/17
FG Attempts	18 TEMPLE (OT)	1/6/19
3-Pointers	6 BAYLOR	12/1/18
3-Pt Attempts	12 at Memphis	1/3/19
Free Throws	5 2x, Last: TULSA	2/2/19
FT Attempts	6 3x, Last: TULSA	2/2/19
Assists	8 vs. Providence	11/9/18
Steals	3 LA TECH	11/6/18
Blocks	1 2x, Last: BAYLOR	12/1/18
Minutes	44 TEMPLE (OT)	1/6/19

### MISCELLANEOUS


Category	18-19	Career
10+ Points	21	24
20+ Points	3	5
30+ Points		1
10+ Rebounds	1	1
Dunks		-
Fouled Out		-
P-R Double-Doubles	1	1
P-A Double-Doubles		-
Leading Scorer	6	8
Leading Rebounder	1	1
Assist Leader	9	11

### 2018-19 GAME-BY-GAME STATISTICS

Date	Opponent	gs	min	fg	3pt	ft	o	d	tr	pf	ast	to	blk	stl	pts
N-6	LA TECH	*	34	2-13	0-6	3-5	0	0	0	4	4	1	1	3	7
N-9	vs. Providence	*	36	6-14	3-6	0-0	1	0	1	3	8	3	0	2	15
N-15	vs. Davidson	*	36	6-14	3-9	0-0	1	2	3	4	5	4	0	1	15
N-16	vs. Appalachian St.	*	38	5-17	2-6	2-2	0	3	3	2	2	1	0	0	14
N-18	vs. Alabama	*	33	5-11	2-6	1-1	0	1	1	3	2	1	0	0	13
N-25	RICE	*	16	2-5	1-2	2-2	0	1	1	2	4	1	0	0	7
D-1	BAYLOR	*	32	7-17	6-11	1-1	2	8	10	2	3	4	1	0	21
D-8	at Oklahoma	*	22	0-9	0-3	2-2	1	0	1	1	0	2	0	1	2
D-12	JACKSONVILLE ST.	*	36	7-16	3-7	0-0	2	4	6	2	3	4	0	0	17
D-15	SOUTHERN MISS	*	38	4-14	2-6	1-3	0	0	0	3	3	1	0	0	11
D-19	ORAL ROBERTS	*	32	5-12	3-5	0-0	1	2	3	2	2	2	0	0	13
D-22	at VCU	*	18	4-10	2-7	0-0	2	3	5	4	1	0	0	0	10
J-3	at Memphis ^	*	36	5-17	3-12	2-2	1	0	1	2	6	5	0	1	15
J-6	TEMPLE ^	*	44	10-18	2-6	0-1	1	3	4	2	3	3	0	2	22
J-12	at Houston ^	*	36	6-16	2-7	0-0	0	2	2	1	2	0	0	2	14
J-16	UCF ^	*	35	6-13	0-5	2-2	0	3	3	1	2	2	0	1	14
J-19	CINCINNATI ^	*	38	4-14	3-8	0-0	1	1	2	3	1	1	0	0	11
J-22	at USF ^	*	30	4-12	0-4	0-0	0	3	3	2	1	1	0	1	8
J-26	at UConn ^	*	29	1-6	0-1	4-4	0	1	1	1	2	1	0	1	6
J-30	SMU ^	*	34	7-12	2-4	1-2	0	2	2	1	2	1	0	1	17
F-2	TULSA ^	*	35	1-9	0-6	5-6	1	4	5	0	2	1	0	1	7
F-6	at ECU ^	*	33	7-9	2-2	2-2	1	3	4	1	2	0	0	0	18
F-9	TULANE ^	*	32	5-9	0-2	2-2	0	0	0	1	2	1	0	1	12
F-12	at Cincinnati ^	*	31	3-13	2-8	0-0	0	0	0	3	4	1	0	0	8
F-20	at Tulsa ^	*	30	6-13	5-10	0-0	0	4	4	1	2	0	0	0	17
F-23	MEMPHIS ^	*	35	2-13	0-7	2-2	0	3	3	0	5	1	0	0	6
F-28	UCONN ^	*	36	7-16	4-9	2-2	1	2	3	0	1	2	0	0	20
M-3	at SMU ^	*	30	2-10	1-4	0-0	0	2	2	2	2	1	0	1	5
M-5	ECU ^	*	31	2-11	1-6	2-2	0	0	0	1	4	0	0	0	7
M-9	at Tulane ^	*	34	6-14	3-8	0-0	0	1	1	2	2	1	0	0	15
M-14	vs. ECU %	*	23	3-6	0-2	2-4	0	1	1	1	4	1	0	1	8
M-15	vs. Temple %	*	33	3-13	2-6	0-0	1	5	6	3	2	1	0	0	8
M-16	vs. Cincinnati %	*	38	7-15	1-7	2-2	0	2	2	1	2	1	0	2	17
M-20	at Furman (NIT)	*	23	3-8	0-2	2-2	0	2	2	2	2	1	0	0	8
M-24	at Clemson (NIT)														

### HAYNES-JONES' CAREER TOTALS

Season	GP	GS	Min	Avg	FG	FGA	%	3FG	FGA	%	FT	FTA	%	Off	Def	Tot	Avg	PF	FO	A	TO	Blk	Stl	Pts	Avg
2017-18 Junior	24	0	263	11.0	45	109	.413	14	32	.438	24	35	.686	4	21	25	1.0	24	0	30	18	0	6	128	5.3
2018-19 Senior	34	34	1097	32.3	153	419	.365	60	200	.300	42	51	.824	17	68	85	2.5	63	0	92	50	2	22	408	12.0
TOTALS	58	34	1360	23.4	198	528	.375	74	232	.319	66	86	.767	21	89	110	1.9	87	0	122	68	2	28	536	9.2



# 5 Rod BROWN

6-6 | 215 | R-Fr. | Forward | RS  
Cordova, Tenn. • Cordova HS



## OVERVIEW

- ▶ Redshirt freshman spent last year learning behind a veteran front line.
- ▶ Primary backup to Markis McDuffie at the four.
- ▶ High-energy performer who rebounds, runs the floor and defends.
- ▶ Plays with maximum effort – wants every rebound.

## Notable Performances:

- ▶ Appeared in all but one regular season game off the bench averaging 7.7 minutes.
- ▶ Averaging 7.3 points and 7.3 rebounds per-40 minutes.
- ▶ Scored a season-high six points (on 4-of-5 free throw shooting) in 11 minutes at Houston (Jan. 12).
- ▶ Scored four points on three other occasions, most recently in the home finale against ECU (Mar. 5) when he played nine minutes and hit 2-of-3 shots.
- ▶ Had his first collegiate dunk (an alley-oop) at Tulsa (Feb. 20).
- ▶ Set season-highs for minutes (18) and rebounds (6) at USF on Jan. 22.
- ▶ Had four points on a pair of putbacks vs. So. Miss (Dec. 15) at INTRUST Bank Arena.
- ▶ Registered four points, four rebounds in 12 minutes against Rice (Nov. 25), including his first field goal as a Shocker.
- ▶ Scored his first collegiate points (on a pair of free throws) in a comeback win over Appalachian State at the Charleston Classic (Nov. 16).

## 2017-18 (Freshman):

Raw talent who came to WSU with just four years of competitive basketball experience... Used his redshirt year to adjust to the demands of Division I hoops and packed on over 15 pounds of muscle... Appeared in both exhibition games, averaging 7.0 points and 2.5 rebounds in 14.5 minutes... Hit all three of his field goal attempts and went 3-for-3 at the foul line in WSU's 113-55 win over Division II Newman... Committed to WSU in June, 2017 after deciding to reclassify from the Class of 2018 to 2017... Spent the summer completing coursework, allowing him to graduate a year early, and enrolled at WSU in August.

## High School:

Attended Cordova High, located just outside of Memphis... In 2016, helped the Wolves (30-4) reach the Tennessee AAA State Semifinals for the first time in school history and claimed all-tournament status... Averaged 21 points and 14 rebounds in 2017 and helped Cordova (24-8) win a regional title... Voted MVP at the 2017 district and regional tournaments... Also captured MVP honors at the Hotbed Classic and Penny Hoopfest... Coached by Terrance Scales... A two-time UAA All-American on the summer hoops circuit for Team Thad under coach Norton Hurd.

## Personal:

Full name is Rodgerick Brown... Born Dec. 19, 1997... Son of Mauricio and Crystal Hearn... Has a brother (Mauricio Jr.) and two sisters (Rykhayla and Crystianna)... Came to WSU having only played four years of competitive basketball (one in middle school and three at Cordova High)... Favorite athlete is Paul George.

## CAREER HIGHS

Category	Opponent	Date
Points	6 at Houston	1/12/19
Rebounds	9 vs. ECU	3/14/19
Field Goals	2 2x, Last: ECU	3/5/19
FG Attempts	5 2x, Last: vs. ECU	3/14/19
3-Pointers	1 SMU	1/30/19
3-Pt Attempts	2 SMU	1/30/19
Free Throws	4 at Houston	1/12/19
FT Attempts	8 at USF	1/22/19
Assists	2 at UConn	1/26/19
Steals	1 7x, Last: vs. ECU	3/14/19
Blocks	1 at Houston	1/12/19
Minutes	18 2x, Last: vs. ECU	3/14/19

## MISCELLANEOUS

Category	18-19	Career
10+ Points		
20+ Points		
30+ Points		
10+ Rebounds		
Dunks	1	1
Fouled Out		
P-R Double-Doubles		
P-A Double-Doubles		
Leading Scorer		
Leading Rebounder	2	2
Assist Leader	1	1

## 2018-19 GAME-BY-GAME STATISTICS

Date	Opponent	gs	min	fg	3pt	ft	o	d	tr	pf	ast	to	blk	stl	pts
N-6	LA TECH		11	0-0	0-0	0-0	0	1	1	2	0	1	0	0	0
N-9	vs. Providence		4	0-0	0-0	0-0	0	0	0	0	0	0	0	0	0
N-15	vs. Davidson		DNP	-	-	-									
N-16	vs. Appalachian St.		8	0-0	0-0	2-2	1	1	2	0	0	0	0	1	2
N-18	vs. Alabama		6	0-0	0-0	0-0	0	1	1	0	0	1	0	0	0
N-25	RICE		12	1-2	0-1	2-2	0	4	4	3	0	0	0	0	4
D-1	BAYLOR		8	0-1	0-0	1-2	1	0	1	0	0	0	0	0	1
D-8	at Oklahoma		9	0-0	0-0	1-2	0	2	2	2	0	0	0	0	1
D-12	JACKSONVILLE ST.		1	0-0	0-0	0-0	0	0	0	0	0	0	0	0	0
D-15	SOUTHERN MISS		6	2-2	0-0	0-0	2	0	2	0	0	0	0	0	4
D-19	ORAL ROBERTS		16	1-4	0-0	0-0	1	2	3	0	0	2	0	0	2
D-22	at VCU		13	1-4	0-1	0-0	1	1	2	0	0	0	0	1	2
J-3	at Memphis ^		2	0-0	0-0	0-0	0	0	0	1	0	0	0	0	0
J-6	TEMPLE ^		0+	0-0	0-0	0-0	0	0	0	0	0	0	0	0	0
J-12	at Houston ^		11	1-1	0-0	4-5	0	1	1	1	0	1	1	1	6
J-16	UCF ^		7	0-1	0-0	2-2	0	1	1	2	1	0	0	0	2
J-19	CINCINNATI ^		9	0-0	0-0	0-0	0	0	0	1	0	0	0	0	0
J-22	at USF ^		18	0-0	0-0	1-8	3	3	6	2	0	0	0	0	1
J-26	at UConn ^		10	0-1	0-0	0-0	1	3	4	1	2	1	0	0	0
J-30	SMU ^		12	1-5	1-2	0-0	0	2	2	2	0	0	0	0	3
F-2	TULSA ^		2	0-0	0-0	0-0	0	0	0	0	0	0	0	0	0
F-6	at ECU ^		10	0-1	0-1	0-0	0	1	1	1	0	1	0	0	0
F-9	TULANE ^		11	0-0	0-0	0-0	0	1	1	1	0	0	0	0	0
F-12	at Cincinnati ^		5	0-2	0-1	0-0	0	0	0	0	0	0	0	0	0
F-20	at Tulsa ^		4	1-1	0-0	1-2	0	1	1	0	0	0	0	1	3
F-23	MEMPHIS ^		4	0-1	0-0	0-0	1	0	1	0	0	1	0	0	0
F-28	UCONN ^		2	0-0	0-0	0-0	0	0	0	0	0	0	0	0	0
M-3	at SMU ^		6	1-2	0-0	0-0	1	0	1	0	0	0	0	0	2
M-5	ECU ^		9	2-3	0-0	0-0	1	0	1	0	1	0	0	1	4
M-9	at Tulane ^		8	1-1	0-0	0-0	1	0	1	1	0	0	0	1	2
M-14	vs. ECU %		18	1-5	0-0	0-1	5	4	9	1	0	2	0	1	2
M-15	vs. Temple %		2	0-1	0-1	0-0	0	0	0	2	0	0	0	0	0
M-16	vs. Cincinnati %		2	0-1	0-0	0-0	0	0	0	0	0	0	0	0	0
M-20	at Furman (NIT)		3	0-1	0-0	0-0	0	0	0	0	0	0	0	0	0
M-24	at Clemson (NIT)														

## BROWN'S CAREER TOTALS

Season	GP	GS	Min	Avg	FG	FGA	%	3FG	FGA	%	FT	FTA	%	Off	Def	Tot	Avg	PF	FO	A	TO	Blk	Stl	Pts	Avg	
2017-18	Freshman			REDSHIRT																						
2018-19	RS-Freshman	33	0	249	7.5	13	40	.325	1	7	.143	14	26	.538	19	29	48	1.5	23	0	4	10	1	7	41	1.2
TOTALS		33	0	249	7.5	13	40	.325	1	7	.143	14	26	.538	19	29	48	1.5	23	0	4	10	1	7	41	1.2





# 10 Erik STEVENSON

6-3 | 210 | Fr. | Guard | HS  
Lacey, Wash. • Timberline HS



## OVERVIEW

- ▶ Gritty, hard-nosed freshman guard who fills up the stat sheet.
- ▶ Ranks second on the team with 30 steals.
- ▶ Appeared in all 30 regular season games with 11 starts.
- ▶ Averaging 6.5 points in 21.7 minutes for the year.
- ▶ Ranks second on the team in plus-minus (+4.82 points per-40-minutes).
- ▶ Made 18-of-20 (.900) free throws during conference play

## Notable Performances:

- ▶ Collected 11 points and seven rebounds in a 21-point win at Tulsa (Feb. 20).
- ▶ Best conference performance came against SMU (Jan. 30) -- 17 pts, (3-of-6 from three) and six rebounds in 29 minutes.
- ▶ Scored 18 points (3-of-8 from three) to key a home win over Baylor (Dec. 1).
- ▶ First WSU true freshman in nearly a decade to score 20+ points (21 vs. Rice; Nov. 25)
- ▶ Grabbed eight rebounds against Davidson (Nov. 15) and a season-high nine the following day against Appalachian State (Nov. 16) at the Charleson Classic.
- ▶ Scored 16 points (4-of-6 from deep) in his collegiate debut against LA Tech (Nov. 6).

## High School:

Three-star prospect per 247 Sports and Rivals... Rated the No. 41 shooting guard and No. 193 overall in the Class of 2018 by 247... Chose Wichita State in June, 2017 over offers from LSU, Utah, Washington and Washington State and was a vocal cheerleader on social media as Gregg Marshall's staff assembled the remaining pieces of its 2018 recruiting class... 2018 graduate of Timberline HS in Lacey, Wash. (just outside of Olympia)... Earned first team All-Class 3A honors from the Associated Press, The Seattle Times and the News Tribune... The Olympian's 2018 Area Player of the Year... As a senior, led the Blazers to a fourth-place finish in Washington's Class 3A State Tournament (their deepest run since 1981)... Broke Michael Porter Jr.'s state tournament record with 118 points in four games (29.5 average), including 41 in the opener, to take home MVP honors... Also set tourney records for three-pointers (13) and steals (15)... Season averages: 24.7 points, 7.1 rebounds, 3.1 assists, 2.9 steals and 1.7 blocks... Owns Timberline's single-game (45 points), season (717) and career (1,861) scoring marks. The latter mark was also an all-time Thurston County record... Dunked over the state's tallest player (7-foot-4 Riley Sorn) in the Washington Interscholastic Basketball Coaches Association Class 3A/4A All-Star game, and the video quickly went viral... Earned all-area honors in each of his last three seasons and led Timberline to four state tournament appearances... honorable mention Class 3A All-State as a junior... Also lettered a year in football... Coached by Allen Thomas... Played 2017 summer ball for Washington Supreme on the UAA Circuit under coach Carl Howell and averaged 12.3 points with 39 threes in 14 games.

## Personal:

Born April 28, 1999... Son of Craig and Debbie Stevenson... Father played at the University of Puget Sound then professionally in Europe and Australia... Has an older sister, Rebecca, who played at the Division II level.. Maternal grandfather played baseball at Eastern Washington... Paternal grandfather played baseball for the United States Air Force... Favorite athlete is Vince Carter... Favorite school subject is history... Chose WSU for its winning tradition and style of play.

## CAREER HIGHS

Category	Opponent	Date
Points	21 RICE	11/25/18
Rebounds	9 vs. Appalachian St.	11/16/18
Field Goals	7 BAYLOR	12/1/18
FG Attempts	14 vs. Davidson	11/15/18
3-Pointers	4 2x, Last: RICE	11/25/18
3-Pt Attempts	10 vs. Davidson	11/15/18
Free Throws	7 RICE	11/25/18
FT Attempts	9 RICE	11/25/18
Assists	6 at SMU	3/3/19
Steals	4 TULSA	2/2/19
Blocks	2 2x, Last: at Memphis	1/3/19
Minutes	33 3x, Last: at VCU	12/22/18

## MISCELLANEOUS

Category	18-19	Career
10+ Points	8	8
20+ Points	1	1
30+ Points		
10+ Rebounds		
Dunks	1	1
Fouled Out	3	3
P-R Double-Doubles		
P-A Double-Doubles		
Leading Scorer	3	3
Leading Rebounder	2	2
Assist Leader	3	3

## 2018-19 GAME-BY-GAME STATISTICS

Date	Opponent	gs	min	fg	3pt	ft	o	d	tr	pf	ast	to	blk	stl	pts
N-6	LA TECH		23	6-9	4-6	0-2	1	2	3	4	1	3	0	0	16
N-9	vs. Providence		25	2-7	1-4	1-2	0	5	5	2	5	2	2	2	6
N-15	vs. Davidson		32	2-14	1-10	2-2	1	7	8	3	2	2	1	3	7
N-16	vs. Appalachian St.		26	2-5	1-3	1-2	1	8	9	3	3	3	0	2	6
N-18	vs. Alabama	*	13	0-5	0-3	2-2	0	1	1	2	0	0	0	1	2
N-25	RICE		25	5-11	4-8	7-9	0	5	5	3	2	2	0	1	21
D-1	BAYLOR		22	7-13	3-8	1-2	1	4	5	2	2	1	0	1	18
D-8	at Oklahoma		21	3-11	2-9	0-0	3	2	5	5	1	1	0	2	8
D-12	JACKSONVILLE ST.	*	23	4-8	1-3	0-1	0	2	2	4	1	2	0	0	9
D-15	SOUTHERN MISS	*	33	1-9	1-6	2-2	1	7	8	2	0	3	0	1	5
D-19	ORAL ROBERTS	*	33	1-9	0-3	0-0	2	6	8	4	5	1	0	0	2
D-22	at VCU	*	33	1-7	0-5	0-0	1	2	3	3	3	3	0	1	2
J-3	at Memphis ^		11	0-1	0-1	0-0	0	1	1	4	3	1	2	0	0
J-6	TEMPLE ^		20	0-3	0-3	1-2	0	2	2	5	1	2	0	0	1
J-12	at Houston ^		9	1-2	1-2	0-0	0	2	2	3	1	2	0	0	3
J-16	UCF ^		12	2-2	1-1	0-0	0	0	0	2	4	1	0	0	5
J-19	CINCINNATI ^		23	2-6	1-5	0-0	0	2	2	4	2	2	0	1	5
J-22	at USF ^		21	0-5	0-3	2-2	2	1	3	4	1	0	0	0	2
J-26	at UConn ^	*	22	4-9	1-3	3-3	1	1	2	1	1	0	0	0	12
J-30	SMU ^	*	29	5-9	3-6	4-4	0	6	6	0	2	0	0	0	17
F-2	TULSA ^	*	25	3-10	1-7	0-0	0	1	1	4	3	3	0	4	7
F-6	at ECU ^	*	24	0-6	0-3	3-3	0	5	5	2	2	1	0	2	3
F-9	TULANE ^	*	27	4-11	3-7	2-2	0	3	3	4	1	0	0	2	13
F-12	at Cincinnati ^	*	16	1-5	1-4	0-0	0	2	2	3	1	3	0	0	3
F-20	at Tulsa ^		21	4-9	3-6	0-0	2	5	7	3	3	2	1	1	11
F-23	MEMPHIS ^		20	3-4	1-2	1-2	0	3	3	5	2	2	0	0	8
F-28	UCONN ^		16	0-1	0-1	0-0	0	4	4	1	1	0	0	1	0
M-3	at SMU ^		16	1-4	1-2	0-0	0	1	1	3	6	2	0	1	3
M-5	ECU ^		20	1-5	1-4	0-0	0	4	4	2	3	1	1	2	3
M-9	at Tulane ^		23	1-5	1-4	2-2	1	3	4	3	2	1	0	2	5
M-14	vs. ECU %		19	2-8	2-8	1-2	1	1	2	0	2	1	0	0	7
M-15	vs. Temple %		20	1-3	1-3	0-0	0	1	1	2	2	3	0	0	3
M-16	vs. Cincinnati %		14	1-3	1-3	0-0	0	4	4	1	0	2	0	0	3
M-20	at Furman (NIT)		28	4-6	2-4	2-2	1	5	6	1	2	4	0	0	12
M-24	at Clemson (NIT)														

## STEVENSON'S CAREER TOTALS

Season	GP	GS	Min	Avg	FG	FGA	%	3FG	FGA	%	FT	FTA	%	Off	Def	Tot	Avg	PF	FO	A	TO	Blk	Stl	Pts	Avg	
2018-19	Freshman	34	11	745	21.9	74	225	.329	43	150	.287	37	48	.771	19	108	127	3.7	94	3	70	56	7	30	228	6.7
TOTALS		34	11	745	21.9	74	225	.329	43	150	.287	37	48	.771	19	108	127	3.7	94	3	70	56	7	30	228	6.7



# 11 Eli FARRAKHAN

5-11 | 165 | Jr. | Guard | TR  
Melbourne, Fla. • Heritage HS • Central Ga. Tech



## OVERVIEW

- ▶ First-year walk-on point guard who was awarded a scholarship at semester.
- ▶ Earned Gregg Marshall's trust in practice and has seen action in a number of key spots with WSU's guards battling foul trouble.
- ▶ Tough defender and capable shooter.
- ▶ Rotation player and part-time starter last season for a Central Georgia Tech team that qualified for the NJCAA Tournament.
- ▶ Awarded WSU open scholarship for the spring semester on Feb. 4.
- ▶ Saw time in 10 regular season games, seven of which were true road contests.
- ▶ Has totaled two points and two rebounds in 22 minutes.

## Notable Performances:

- ▶ Made his debut Nov. 25 against Rice, playing the final two minutes.
- ▶ Played the last four minutes and sank his first collegiate a basket -- a 15-foot jumper -- at Oklahoma on Dec. 8
- ▶ Saw first-half action at VCU (Dec. 22) and performed well against the Rams' pressure defense, logging four turnover free minutes.

## Junior College:

Averaged 6.4 points and 2.5 assists in 18.4 minutes per game as a sophomore at Central Georgia Tech in Macon, Ga... Played in all 34 games with 16 starts at point guard... Helped his team to a 25-9 record, state and regional titles and a trip to the NJCAA National Tournament... Scored 15 points (4-of-5 three-point shooting) in the Region 17 championship game... Played his freshman year at Eastern Florida State Junior College... Team went 31-6 and finished second at the 2017 NJCAA National Tournament, falling to a Hutchinson CC team led by WSU signee Samajae Haynes-Jones... Played in 30 games with three starts and averaged just under 10 minutes per game... Attended EFJC during the 2015-16 school year but did not play basketball.

## High School:

2015 graduate of Heritage High in Palm Bay, Fla... Helped the Panthers to a 21-7 record as a senior... Averaged 18 points and 5 assists and earned first team all-conference status... Named second team All-Space Coast by Florida Today... Served as team captain... As a junior, helped Melbourne High to a 28-3 record and a trip to the state semifinals in Florida's second-largest classification (7A)... Played summer ball for coach Ricky Michaelson and helped the Florida Pheonix to a 72-3 record in one summer...

## Personal:

Born Dec. 2, 1996... Son of Karen King... Has two younger brother, Noah and Ford... Cousin, Mustapha Farrakhan, starred at Virginia and played professionally in the NBA D-League... Plans to major in sport management.

## CAREER HIGHS

Category	Opponent	Date
Points	2 at Oklahoma	12/8/18
Rebounds	1 3x, Last: vs. ECU	3/14/19
Field Goals	1 at Oklahoma	12/8/18
FG Attempts	2 2x, Last: at Okla.	12/8/18
3-Pointers	-	
3-Pt Attempts	1 2x, Last: vs. ECU	3/14/19
Free Throws	-	
FT Attempts	-	
Assists	-	
Steals	-	
Blocks	-	
Minutes	11 vs. ECU	3/14/19

## MISCELLANEOUS

Category	18-19	Career
10+ Points		
20+ Points		
30+ Points		
10+ Rebounds		
Dunks		
Fouled Out		
P-R Double-Doubles		
P-A Double-Doubles		
Leading Scorer		
Leading Rebounder		
Assist Leader		

## 2018-19 GAME-BY-GAME STATISTICS

Date	Opponent	gs	min	fg	3pt	ft	o	d	tr	pf	ast	to	blk	stl	pts
N-6	LA TECH		DNP												
N-9	vs. Providence		DNP												
N-15	vs. Davidson		DNP												
N-16	vs. Appalachian St.		DNP												
N-18	vs. Alabama		DNP												
N-25	RICE	2		0-2	0-1	0-0	1	0	1	0	0	0	0	0	0
D-1	BAYLOR		DNP												
D-8	at Oklahoma	4		1-2	0-0	0-0	0	0	0	0	0	0	0	0	2
D-12	JACKSONVILLE ST.		DNP												
D-15	SOUTHERN MISS		DNP												
D-19	ORAL ROBERTS	2		0-1	0-0	0-0	0	0	0	0	0	0	0	0	0
D-22	at VCU	4		0-1	0-0	0-0	0	0	0	0	0	0	0	0	0
J-3	at Memphis ^		DNP												
J-6	TEMPLE ^		DNP												
J-12	at Houston ^		DNP												
J-16	UCF ^		DNP												
J-19	CINCINNATI ^		DNP												
J-22	at USF ^	4		0-0	0-0	0-0	0	0	0	0	0	0	0	0	0
J-26	at UConn ^	1		0-0	0-0	0-0	0	0	0	0	0	1	0	0	0
J-30	SMU ^		DNP												
F-2	TULSA ^		DNP												
F-6	at ECU ^	1		0-0	0-0	0-0	0	1	1	0	0	0	0	0	0
F-9	TULANE ^		DNP												
F-12	at Cincinnati ^	1		0-0	0-0	0-0	0	0	0	0	0	0	0	0	0
F-20	at Tulsa ^	1		0-0	0-0	0-0	0	0	0	0	0	0	0	0	0
F-23	MEMPHIS ^		DNP												
F-28	UCONN ^		DNP												
M-3	at SMU ^		DNP												
M-5	ECU ^	2		0-1	0-0	0-0	0	0	0	1	0	0	0	0	0
M-9	at Tulane ^		DNP												
M-14	vs. ECU %	11		0-3	0-1	0-0	0	1	1	2	0	0	0	0	0
M-15	vs. Temple %		DNP												
M-16	vs. Cincinnati %		DNP												
M-20	at Furman (NIT)		DNP												
M-24	at Clemson (NIT)														

## FARRAKHAN'S CAREER TOTALS

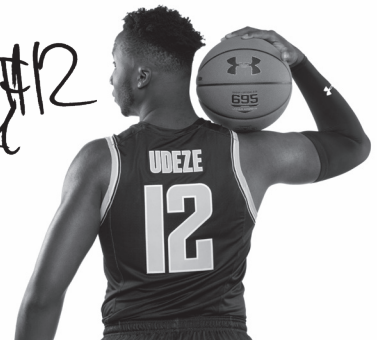
Season	GP	GS	Min	Avg	FG	FGA	%	3FG	FGA	%	FT	FTA	%	Off	Def	Tot	Avg	PF	FO	A	TO	Blk	Stl	Pts	Avg	
2018-19	Junior	11	0	33	3.0	1	10	.100	0	2	.000	0	0	.000	1	2	3	0.3	3	0	0	1	0	0	2	0.2
TOTALS		11	0	33	3.0	1	10	.100	0	2	.000	0	0	.000	1	2	3	0.3	3	0	0	1	0	0	2	0.2



# 12 Morris UDEZE

6-8 | 254 | Fr. | Center | HS  
Houston, Texas • Fort Bend Travis HS • Montverde Academy (Fla.)

*Morris Udeze #12*



### OVERVIEW

- ▶ **Out for the year after season-ending surgery on Feb. 27.**
- ▶ Big bruiser. High-energy rebounder and a forceful scorer underneath the basket.
- ▶ Logged steady minutes during the non-conference slate but suffered from a recurring series of dislocations to his left shoulder. Last played on Jan. 26 at UConn.
- ▶ Appeared in 16 games off the bench and averaged 3.3 points and 3.2 rebounds in 12.6 minutes.
- ▶ Totaled seven blocks and shot 55.8 percent from the field (24-of-43).
- ▶ Was at his best early in the year, appearing in all 12 non-conference games, while averaging 4.2 points and 3.4 rebounds in 14.2 minutes-per-contest.

### Notable Performances:

- ▶ Helped key a neutral court win over Providence in the Veteran's Classic on Nov. 9, hitting 5-of-6 shots (with two dunks) on his way to a season-high 10 points.
- ▶ A perfect 4-for-4 from the field vs. Rice (Nov. 25) for eight points in 12 minutes.
- ▶ Set a personal-best with eight rebounds in 15 minutes vs. Jacksonville St. (Dec. 12)
- ▶ Grabbed a season-high four offensive rebounds and finished with six points, six boards at VCU (Dec. 22).

### Gregg Marshall:

"Morris is a dynamic young post player who rebounds well and protects the rim. He's powerful and really starting to come into his own as a productive post scorer."

### Prep School:

Played for the postgraduate team at Montverde Academy near Orlando, Fla. during the 2017-18 school year. . . Visited WSU in June, 2017 and committed in late September over four other finalists: Ohio State, Butler, LSU and TCU. . . Three-star recruit, per 247 Sport and Rivals. . . Ranked No. 161 nationally in the Class of 2018 by 247Sports (18th among centers) and among the top-15 prospects in the state of Florida.

### High School:

Averaged close to 13 points and 8 rebounds for Fort Bend Travis High School as a senior in 2016-17. . . Team finished runner-up in its district at 25-9 and won a bi-district playoff game. . . Houston Chronicle First Team All-District 20-6A. . . Voted Team MVP. . . Played summer ball for the Houston Defenders.

### Personal:

Born Dec. 13, 1999. . . Son of Felix and Emelda Ihegworo... sport management major.

### CAREER HIGHS

Category	Opponent	Date
Points	10 vs. Providence	11/9/18
Rebounds	8 JACKSONVILLE ST.	12/12/18
Field Goals	5 vs. Providence	11/9/18
FG Attempts	6 2x, Last: at VCU	12/22/18
3-Pointers	-	
3-Pt Attempts	-	
Free Throws	2 SOUTHERN MISS	12/15/18
FT Attempts	5 SOUTHERN MISS	12/15/18
Assists	2 SOUTHERN MISS	12/15/18
Steals	1 3x, Last: JSU	12/12/18
Blocks	2 vs. Alabama	11/18/18
Minutes	20 2x, Last: vs. Davidson	11/15/18

### MISCELLANEOUS

Category	18-19	Career
10+ Points	1	1
20+ Points		
30+ Points		
10+ Rebounds		
Dunks	5	5
Fouled Out		
P-R Double-Doubles		
P-A Double-Doubles		
Leading Scorer		
Leading Rebounder		
Assist Leader		

### 2018-19 GAME-BY-GAME STATISTICS

Date	Opponent	gs	min	fg	3pt	ft	o	d	tr	pf	ast	to	blk	stl	pts
N-6	LA TECH		8	0-0	0-0	0-2	0	1	1	1	0	1	0	0	0
N-9	vs. Providence		20	5-6	0-0	0-0	0	2	2	2	1	2	0	0	10
N-15	vs. Davidson		20	1-2	0-0	0-0	0	4	4	1	0	1	0	1	2
N-16	vs. Appalachian St.		18	3-5	0-0	0-0	3	1	4	3	1	0	1	1	6
N-18	vs. Alabama		13	1-3	0-0	0-0	2	1	3	3	0	0	2	0	2
N-25	RICE		12	4-4	0-0	0-0	0	3	3	2	0	0	1	0	8
D-1	BAYLOR		3	0-0	0-0	0-0	0	0	0	2	0	0	0	0	0
D-8	at Oklahoma		11	1-3	0-0	1-2	0	3	3	3	0	1	0	0	3
D-12	JACKSONVILLE ST.		15	4-5	0-0	0-0	2	6	8	2	1	1	1	1	8
D-15	SOUTHERN MISS		17	1-4	0-0	2-5	2	2	4	2	2	1	2	0	4
D-19	ORAL ROBERTS		14	0-3	0-0	1-2	1	2	3	3	0	0	0	0	1
D-22	at VCU		19	3-6	0-0	0-1	4	2	6	2	0	1	0	0	6
J-3	at Memphis ^		DNP												
J-6	TEMPLE ^		6	0-0	0-0	0-0	0	0	0	0	0	1	0	0	0
J-12	at Houston ^		5	0-0	0-0	0-0	2	0	2	2	0	0	0	0	0
J-16	UCF ^		DNP												
J-19	CINCINNATI ^		DNP												
J-22	at USF ^		10	0-1	0-0	0-0	0	4	4	1	0	1	0	0	0
J-26	at UConn ^		11	1-1	0-0	1-1	2	2	4	1	1	0	0	0	3
J-30	SMU ^		DNP												
F-2	TULSA ^		DNP												
F-6	at ECU ^		DNP												
F-9	TULANE ^		DNP												
F-12	at Cincinnati ^		DNP												
F-20	at Tulsa ^		DNP												
F-23	MEMPHIS ^		DNP												
F-28	UConn ^		DNP												
M-3	at SMU ^		DNP												
M-5	ECU ^		DNP												
M-9	at Tulane ^		DNP												
M-14	vs. ECU %		DNP												
M-15	vs. Temple %		DNP												
M-16	vs. Cincinnati %		DNP												
M-20	at Furman (NIT)		DNP												
M-24	at Clemson (NIT)														

### UDEZE'S CAREER TOTALS

Season	GP	GS	Min	Avg	FG	FGA	%	3FG	FGA	%	FT	FTA	%	Off	Def	Tot	Avg	PF	FO	A	TO	Blk	Stl	Pts	Avg	
2018-19	Freshman	16	0	202	12.6	24	43	.558	0	0	.000	5	13	.385	18	33	51	3.2	30	0	6	10	7	3	53	3.3
TOTALS		16	0	202	12.6	24	43	.558	0	0	.000	5	13	.385	18	33	51	3.2	30	0	6	10	7	3	53	3.3





# 14 Jacob HERRS

6-2 | 180 | So. | Guard | 1L  
Wichita, Kan. • Andover HS



### OVERVIEW

Walk-on guard is a second-generation Shocker... One of just five returning players from last year's active roster.... Added 16 pounds of muscle in the weight room during the off-season... Described by teammates as as tough, hard-working and utterly fearless.

### Notable Performances:

Has logged time in six games. Recorded an assist at ECU on Feb. 6 and matched his career-high with three minutes.

### 2017-18 (Freshman):

Appeared in three games off the bench and totaled two points and one assists in eight minutes of action. . . Hit his only shot attempt of the season – a fast break layup in the final minutes of a 112-66 win over Savannah State (Nov. 28) . . . Tallied his first career assist to cap a road win at ECU (Jan. 11). It was the last of 32 Shocker assists on the night, marking the highest total by a WSU team in more than 35 years.

### High School:

2017 graduate of Andover High School, just outside of Wichita . . . Two-time honorable mention all-league selection . . . Coached by Chad Wilmott . . . Also excelled in track & field where he was a two-time regional high jump champion and placed second at the state meet as a senior in 2017 . . . Played summer basketball for Next Level Elite under coach Scott Baucom.

### Personal:

Born May 16, 1999 . . . Son of WSU alums Ryan Herrs and Tara Herrs Albin . . . Passed up opportunities at a handful of Kansas NAIA schools for a chance to walk-on at WSU and continue the family legacy . . . Father was a scholarship player for the Shockers from 1992-96 and ranks just outside WSU's all-time top-10 with 140 three-pointers . . . General business major.

### CAREER HIGHS

Category	Opponent	Date
Points	2 SAVANNAH ST.	11/27/17
Rebounds	1 SAVANNAH ST.	11/27/17
Field Goals	1 SAVANNAH ST.	11/27/17
FG Attempts	1 SAVANNAH ST.	11/27/17
3-Pointers		
3-Pt Attempts		
Free Throws		
FT Attempts		
Assists	1 2x, Last: at ECU	2/6/19
Steals		
Blocks		
Minutes	3 2x, Last: at ECU	1/11/18

### MISCELLANEOUS

Category	18-19	Career
10+ Points	-	-
20+ Points	-	-
30+ Points	-	-
10+ Rebounds	-	-
Dunks	-	-
Fouled Out	-	-
P-R Double-Doubles	-	-
P-A Double-Doubles	-	-
Leading Scorer	-	-
Leading Rebounder	-	-
Assist Leader	-	-

### 2018-19 GAME-BY-GAME STATISTICS

Date	Opponent	gs	min	fg	3pt	ft	o	d	tr	pf	ast	to	blk	stl	pts
N-6	LA TECH		DNP												
N-9	vs. Providence		DNP												
N-15	vs. Davidson		DNP												
N-16	vs. Appalachian St.		DNP												
N-18	vs. Alabama		DNP												
N-25	RICE	0+	0-0	0-0	0-0	0	0	0	0	0	0	0	0	0	0
D-1	BAYLOR		DNP												
D-8	at Oklahoma		DNP												
D-12	JACKSONVILLE ST.		DNP												
D-15	SOUTHERN MISS		DNP												
D-19	ORAL ROBERTS	1	0-0	0-0	0-0	0	0	0	0	0	0	0	0	0	0
D-22	at VCU		DNP												
J-3	at Memphis ^		DNP												
J-6	TEMPLE ^		DNP												
J-12	at Houston ^		DNP												
J-16	UCF ^		DNP												
J-19	CINCINNATI ^		DNP												
J-22	at USF ^		DNP												
J-26	at UConn ^		DNP												
J-30	SMU ^		DNP												
F-2	TULSA ^		DNP												
F-6	at ECU ^	1	0-0	0-0	0-0	0	0	0	0	0	1	0	0	0	0
F-9	TULANE ^		DNP												
F-12	at Cincinnati ^		DNP												
F-20	at Tulsa ^	1	0-0	0-0	0-0	0	0	0	0	0	0	0	0	0	0
F-23	MEMPHIS ^		DNP												
F-28	UCONN ^		DNP												
M-3	at SMU ^		DNP												
M-5	ECU ^	2	0-0	0-0	0-0	0	0	0	0	0	0	0	0	0	0
M-9	at Tulane ^		DNP												
M-14	vs. ECU %	1	0-0	0-0	0-0	0	0	0	0	0	0	0	0	0	0
M-15	vs. Temple %		DNP												
M-16	vs. Cincinnati %		DNP												
M-20	at Furman (NIT)		DNP												
M-24	at Clemson (NIT)														

### HERRS' CAREER TOTALS


Season	GP	GS	Min	Avg	FG	FGA	%	3FG	FGA	%	FT	FTA	%	Off	Def	Tot	Avg	PF	FO	A	TO	Blk	Stl	Pts	Avg	
2017-18	Freshman	3	0	8	2.7	1	1	1.000	0	0	.000	0	0	.000	0	1	1	0.3	1	0	1	0	0	0	2	0.7
2018-19	Sophomore	6	0	6	1.0	0	0	.000	0	0	.000	0	0	.000	0	0	0	0.0	0	0	1	0	0	0	0	0.0
TOTALS		9	0	14	1.6	1	1	1.000	0	0	.000	0	0	.000	0	1	1	0.1	1	0	2	0	0	0	2	0.2



# 15 Brycen BUSH

6-0 | 155 | So. | Guard | 1L  
Wichita, Kan. • Goddard Eisenhower HS

*B. Bush*  
#15



## OVERVIEW

Second-year guard who continues the Bush family legacy... Older brother, Zach, was a walk-on from 2012-17... One of just five returning players from last year's active roster... Energy guy on the bench and in practice.

### Notable Performances:

Saw his first action of the year in the final seconds of the Nov. 25 win over Rice. Has appeared in four games, with a season-high two minutes in the home finale against ECU.

### 2017-18 (Freshman):

Appeared in four games, totaling three points in nine minutes... Hit his only shot at attempt – a three-pointer in the final minutes of a 112-66 win over Savannah State (Nov. 28)... Logged time in conference home wins over USF (Jan. 7) and UConn (Feb. 10)... Hit a free throw and played three minutes in the exhibition win over Newman.

### High School:

2017 graduate of Goddard Eisenhower High School near Wichita... Honorable mention all-league as a senior... Coached by Steve Blue... Was the team's top defender, often assigned to the opponent's top scoring threat... Helped the Tigers to a 23-2 record in 2017 and a third-place finish at the Class 5A state tournament... Team went a combined 44-4 with a pair of state tournament appearances over his last two seasons... Also lettered two years in track

### Personal:

Brycen Alexander Bush... Son of Dave and Stephanie Bush... Father played at Regis University in Colorado... Mother played at Washburn and is the head track coach at Goddard Eisenhower... Older brother, Zach, was a Shocker walk-on from 2012-17... sport management major.

## CAREER HIGHS

Category	Opponent	Date
Points	3 SAVANNAH ST.	11/27/17
Rebounds	1 SAVANNAH ST.	11/27/17
Field Goals	1 SAVANNAH ST.	11/27/17
FG Attempts	2 ECU	3/5/19
3-Pointers	1 SAVANNAH ST.	11/27/17
3-Pt Attempts	1 2x, Last: ECU	3/5/19
Free Throws	-	-
FT Attempts	-	-
Assists	-	-
Steals	-	-
Blocks	-	-
Minutes	4 vs. ECU	3/14/19

## MISCELLANEOUS

Category	18-19	Career
10+ Points	-	-
20+ Points	-	-
30+ Points	-	-
10+ Rebounds	-	-
Dunks	-	-
Fouled Out	-	-
P-R Double-Doubles	-	-
P-A Double-Doubles	-	-
Leading Scorer	-	-
Leading Rebounder	-	-
Assist Leader	-	-

## 2018-19 GAME-BY-GAME STATISTICS

Date	Opponent	gs	min	fg	3pt	ft	o	d	tr	pf	ast	to	blk	stl	pts
N-6	LA TECH		DNP												
N-9	vs. Providence		DNP												
N-15	vs. Davidson		DNP												
N-16	vs. Appalachian St.		DNP												
N-18	vs. Alabama		DNP												
N-25	RICE	0+		0-0	0-0	0-0	0	0	0	0	0	0	0	0	0
D-1	BAYLOR		DNP												
D-8	at Oklahoma		DNP												
D-12	JACKSONVILLE ST.		DNP												
D-15	SOUTHERN MISS		DNP												
D-19	ORAL ROBERTS		DNP												
D-22	at VCU		DNP												
J-3	at Memphis ^		DNP												
J-6	TEMPLE ^		DNP												
J-12	at Houston ^		DNP												
J-16	UCF ^		DNP												
J-19	CINCINNATI ^		DNP												
J-22	at USF ^		DNP												
J-26	at UConn ^		DNP												
J-30	SMU ^		DNP												
F-2	TULSA ^		DNP												
F-6	at ECU ^		DNP												
F-9	TULANE ^		DNP												
F-12	at Cincinnati ^		DNP												
F-20	at Tulsa ^	1		0-0	0-0	0-0	0	0	0	0	0	0	0	0	0
F-23	MEMPHIS ^		DNP												
F-28	UConn ^		DNP												
M-3	at SMU ^		DNP												
M-5	ECU ^	2		0-2	0-1	0-0	0	0	0	0	0	0	0	0	0
M-9	at Tulane ^		DNP												
M-14	vs. ECU %	4		0-1	0-1	0-0	0	0	0	0	0	0	0	0	0
M-15	vs. Temple %		DNP												
M-16	vs. Cincinnati %		DNP												
M-20	at Furman (NIT)		DNP												
M-24	at Clemson (NIT)														



## BUSH'S CAREER TOTALS

Season	GP	GS	Min	Avg	FG	FGA	%	3FG	FGA	%	FT	FTA	%	Off	Def	Tot	Avg	PF	FO	A	TO	Blk	Stl	Pts	Avg	
2017-18	Freshman	4	0	9	2.3	1	1	1.000	1	1	1.000	0	0	.000	0	1	1	0.3	1	0	0	2	0	0	3	0.8
2018-19	Sophomore	4	0	7	1.8	0	3	.000	0	2	.000	0	0	.000	0	0	0	0.0	0	0	0	0	0	0	0	0.0
TOTALS		8	0	16	2.0	1	4	.250	1	3	.333	0	0	.000	0	1	1	0.1	1	0	0	2	0	0	3	0.4



# 21 Jaime ECHENIQUE

6-11 | 258 | Jr. | Forward/Center | TR  
Barranquilla, Colombia • JED Pestalozzi • Trinity Valley (Texas) JC



2018-19  
• American Weekly Honor Roll (Dec. 17)

### OVERVIEW

Developing big man with high upside... A skilled five who has the tools to play the four down the road... Fundamentally sound... Described as smooth, calculated and under control.

### Notable Performances:

Collected his fourth double-double of the year (16 pts, 12 reb) in the NIT first round win at Furman (Mar. 20)... Streak of 14-straight games with a block (Jan. 16-Mar. 5) was WSU's longest since Antoine Carr's 24-gamer in 1983.... First Shocker since Cliff Levingston (1980-81) to block a shot in each of the first 10 games of a season (Nov. 6-Dec. 15)... Blocked 32 shots in 18 conference games – one short of the league-lead... Recorded a double-double off the bench with 17 points and a season-high 12 rebounds against Memphis (Feb. 23)... Season-high five blocks to go with 12 points and six rebounds in a home win over SMU (Jan. 30)... Four blocks in the Jan. 16 win over UCF... Season-high 19 points and 8-of-11 shooting in a Dec. 19 win over Oral Roberts... Had a double-double (17 pts, 11 reb) and the game-winning alley-oop in a 63-60 win over Southern Miss at INTRUST Bank Arena (Dec. 15). With WSU trailing 60-59, he converted a lob from Ricky Torres for the go-ahead score... The effort earned him AAC Honor Roll status... First Shocker since Cliff Levingston to block a shot in the each of the first seven games of a season... 14 points on 6-of-9 shooting in a win over Rice (Nov. 25)... Recorded 13 points with three steals against Alabama (Nov. 18) at the Charleston Classic... Logged his first career double-double with 12 points (on 5-of-7 shooting) and 11 rebounds in a win over Appalachian State (Nov. 16)... Tallied four points and a team-high seven rebounds in a neutral court win over Providence at the Veterans Classic (Nov 9)... Battled foul trouble in the opener against Louisiana Tech (Nov. 6) but was effective in 13 minutes of action, finishing with eight points, seven rebounds and a pair of blocks...

### Junior College:

Played two seasons at national JUCO power Trinity Valley Community College in Athens, Texas... As a sophomore, helped the Cardinals to a 28-5 record, a No. 5 national ranking and a trip to the NJCAA Tournament's second round... Averaged 9.1 points, 6.1 rebounds and 2.0 blocks in 33 games while shooting 69.7% from the field... Averaged 9.2 points, 5.4 rebounds as a freshman... Appeared in 31 games with 26 starts... Shot 61% from the field and 75% at the foul line... Helped Trinity Valley to a 24-7 record and a No. 14 ranking in the final NJCAA national poll... Participated in the 2017 Mullens Top 100 Camp in Kansas... Coached by Guy Furr... Offered by Cincinnati, New Mexico, Illinois, Western Kentucky and Baylor.

### High School:

Graduated with honors from JED Pestalozzi in his native Colombia... Led his team to four straight region championships... Won region MVP honors in each of his last two seasons.

### Personal:

Son of Jaime Echenique and Lidia Salinas... Mother is a chef... Has a younger brother, Kelly... Plans to major in international business... Favorite athletes are Marcus Aldridge and Tim Duncan

### CAREER HIGHS

Category	Opponent	Date
Points	19 ORAL ROBERTS	12/19/18
Rebounds	12 MEMPHIS	2/23/19
Field Goals	8 3x, Last: at Furman	3/20/19
FG Attempts	12 2x, Last: TULSA	2/2/19
3-Pointers	2 vs. Appalachian St.	11/16/18
3-Pt Attempts	3 2x, Last: TULSA	2/2/19
Free Throws	5 3x, Last: vs. ECU	3/14/19
FT Attempts	8 SMU	1/30/19
Assists	3 vs. Appalachian St.	11/16/18
Steals	3 vs. Alabama	11/18/18
Blocks	5 SMU	1/30/19
Minutes	28 BAYLOR	12/1/18

### MISCELLANEOUS

Category	18-19	Career
10+ Points	13	13
20+ Points		
30+ Points		
10+ Rebounds	6	6
Dunks	16	16
Fouled Out	3	3
P-R Double-Doubles	4	4
P-A Double-Doubles		
Leading Scorer	2	2
Leading Rebounder	11	11
Assist Leader		

### 2018-19 GAME-BY-GAME STATISTICS

Date	Opponent	gs	min	fg	3pt	ft	o	d	tr	pf	ast	to	blk	stl	pts
N-6	LA TECH		13	3-4	0-0	2-2	2	5	7	5	0	0	2	1	8
N-9	vs. Providence	*	19	2-3	0-0	0-1	3	4	7	2	0	2	2	0	4
N-15	vs. Davidson	*	15	1-3	0-0	2-4	2	4	6	3	0	2	1	0	4
N-16	vs. Appalachian St.	*	22	5-7	2-2	0-0	4	7	11	4	3	3	1	0	12
N-18	vs. Alabama	*	20	5-11	1-3	2-4	1	1	2	3	0	1	1	3	13
N-25	RICE	*	20	6-9	1-2	1-1	0	2	2	1	0	1	1	2	14
D-1	BAYLOR	*	28	1-6	0-1	1-4	1	8	9	3	1	2	1	1	3
D-8	at Oklahoma	*	15	2-3	1-2	2-2	2	2	4	2	0	1	1	0	7
D-12	JACKSONVILLE ST.	*	18	6-8	0-0	0-0	4	3	7	3	0	2	1	1	12
D-15	SOUTHERN MISS	*	22	8-12	0-0	1-2	3	8	11	4	0	3	2	0	17
D-19	ORAL ROBERTS	*	13	8-11	1-1	2-4	3	3	6	3	0	0	0	0	19
D-22	at VCU	*	9	2-3	0-0	0-0	0	1	1	0	0	0	0	0	4
J-3	at Memphis ^	*	18	4-8	0-1	0-0	0	4	4	4	0	2	2	1	8
J-6	TEMPLE ^	*	15	2-5	0-1	0-0	0	2	2	4	0	2	1	1	4
J-12	at Houston ^	*	14	1-3	1-1	2-3	0	4	4	5	1	0	0	0	5
J-16	UCF ^	*	27	2-5	0-2	1-2	0	4	4	5	1	1	4	0	5
J-19	CINCINNATI ^	*	14	2-5	0-0	1-1	2	3	5	4	0	1	1	0	5
J-22	at USF ^	*	18	3-9	0-0	0-0	2	4	6	3	1	4	2	0	6
J-26	at UConn ^	*	9	0-3	0-0	0-0	1	4	5	2	0	1	1	0	0
J-30	SMU ^	*	20	4-9	0-0	4-8	2	4	6	3	1	1	5	0	12
F-2	TULSA ^	*	26	6-12	1-3	3-4	2	2	4	2	0	2	2	0	16
F-6	at ECU ^	*	20	4-8	0-0	0-0	3	7	10	4	0	0	2	0	8
F-9	TULANE ^	*	18	4-5	0-0	1-1	0	7	7	2	0	1	1	0	9
F-12	at Cincinnati ^	*	17	0-3	0-1	4-4	3	8	11	2	0	1	3	0	4
F-20	at Tulsa ^		16	6-11	1-1	1-2	0	3	3	3	1	1	3	0	14
F-23	MEMPHIS ^		24	7-8	1-1	2-6	3	9	12	1	0	0	1	0	17
F-28	UCONN ^	*	18	2-6	0-2	3-3	1	1	2	4	0	2	2	0	7
M-3	at SMU ^	*	22	4-5	0-1	0-2	2	4	6	3	0	1	1	0	8
M-5	ECU ^	*	12	1-3	0-0	5-7	2	5	7	3	0	1	1	0	7
M-9	at Tulane ^	*	19	4-7	0-0	5-7	2	4	6	3	0	2	0	1	13
M-14	vs. ECU %	*	17	5-11	0-1	4-4	3	6	9	1	1	1	1	0	14
M-15	vs. Temple %	*	11	2-4	0-0	2-2	0	1	1	4	0	0	0	1	6
M-16	vs. Cincinnati %	*	15	1-6	0-0	5-6	2	1	3	2	0	1	0	0	7
M-20	at Furman (NIT)	*	24	8-10	0-0	0-0	5	5	10	4	0	1	1	1	16
M-24	at Clemson (NIT)														

### ECHENIQUE'S CAREER TOTALS


Season	GP	GS	Min	Avg	FG	FGA	%	3FG	FGA	%	FT	FTA	%	Off	Def	Tot	Avg	PF	FO	A	TO	Blk	Stl	Pts	Avg	
2018-19	Junior	34	31	608	17.9	121	226	.535	10	26	.385	56	86	.651	60	140	200	5.9	101	3	10	43	47	13	308	9.1
TOTALS		34	31	608	17.9	121	226	.535	10	26	.385	56	86	.651	60	140	200	5.9	101	3	10	43	47	13	308	9.1





# 33 Asbjørn MIDTGAARD

7-0 | 268 | So. | Center | 1L  
Helsingør, Denmark • Espergarte Gymnasium



## OVERVIEW

WSU's lone returner in the front court... Poised for a breakout year following a productive off-season... A potential game-changer on both ends of the floor... Physically imposing and is rapidly developing a skillset to match... First name "Asbjørn" is Danish for "God's Bear"... Took up competitive basketball at age 14 and is still relatively new to the game but has made quick progress with his skill development.

### Notable Performances:

- ▶ Nine points and shared the team-lead with 10 rebounds in NIT first round win at Furman (Mar. 20).
- ▶ Career-high 11-point game in the home finale against ECU in which he hit 5-of-6 attempts from the field, grabbed six rebounds and swatted three shots.
- ▶ Was an entirely different beast in the second half of the year, compared to the first. Over the last 15 regular season games, clocked an average of 14.4 minutes and put up 5.3 points, 4.2 rebounds and 1.1 blocks-per-game while shooting 68.8% from the field.
- ▶ Difference-maker in a Feb. 28 comeback against UConn finishing with a career-high four blocks (all in the second half) to go with four points, five rebounds in 21 minutes.
- ▶ Coming-out party came Jan. 16 in the win over UCF, in which he scored six first-half points while helping the Shocker successfully combat 7-6 Tacko Fall.
- ▶ Scored six more against Cincinnati on Jan. 19 in a career-high 22 minutes.
- ▶ Scored 10 points on 5-of-6 shooting against SMU with five rebounds in 20 minutes.
- ▶ Snagged a personal-best 11 rebounds in the win at ECU (Feb. 6).
- ▶ Threw down his first collegiate dunk against Alabama (Nov. 18) at the Charleston Classic taking a fast-break feed from Ricky Torres in stride for a slam...
- ▶ Made his first career start in the season-opener against Louisiana Tech (Nov. 6) and finished with two points, three rebounds and a block.

**2017-18 (Freshman):** Saw limited time behind a veteran core of four senior big men but learned from them every day in practice... Appeared in nine games as a reserve center and totaled 11 points, 17 rebounds and a pair of blocks in 49 minutes... Injured his ankle in practice in late January and missed close to two weeks... Appeared in just one game after Jan. 11, scoring three points in five minutes in the Feb. 10 win over UConn... Set season-highs for points (4) and minutes (10) in his collegiate debut against UMKC (Nov. 10) and also logged a steal and an assist... Had a personal-best five rebounds in nine minutes during the Nov. 28 home win over Savannah State.

**High School:** Attended Espergarte Gymnasium in Espergarte, Denmark... Spent the past three seasons competing against older professionals in the Danish League for the Horsholm 79'ers... Averaged 8.6 points, 6.3 rebounds in 19.0 minutes in 2016-17... Was the league's 2017 "Young Player of the Year" (essentially a rookie of the year honor) and was also named to the All-Danish Team as one of the top-five Danish-born players in the eight team league... Coached by Rafa Monclova... Signed with WSU in the Fall of 2016.

**Personal:** Full name is Asbjørn Engelhardt Midtgaard... Pronounced Azz-byORN MIT-Guard... Born Sept. 20, 1997 in Denmark... Son of Christian and Anne-Marie... Has two sisters... Took up competitive basketball at age 14 and is still relatively new

## CAREER HIGHS

Category	Opponent	Date
Points	11 ECU	3/5/19
Rebounds	11 at ECU	2/6/19
Field Goals	5 3x, Last: vs. ECU	3/14/19
FG Attempts	7 2x, Last: vs. Temple	3/15/19
3-Pointers	-	
3-Pt Attempts	-	
Free Throws	3 2x, Last: at Furman	3/20/19
FT Attempts	6 at Furman	3/20/19
Assists	2 2x, Last: SMU	1/30/19
Steals	1 4x, Last: at Furman	3/20/19
Blocks	4 UCONN	2/28/19
Minutes	23 vs. Temple	3/15/19

## MISCELLANEOUS

Category	18-19	Career
10+ Points	4	4
20+ Points	-	-
30+ Points	-	-
10+ Rebounds	2	2
Dunks	12	12
Fouled Out	-	-
P-R Double-Doubles	-	-
P-A Double-Doubles	-	-
Leading Scorer	-	-
Leading Rebounder	2	2
Assist Leader	1	1

## 2018-19 GAME-BY-GAME STATISTICS

Date	Opponent	gs	min	fg	3pt	ft	o	d	tr	pf	ast	to	blk	stl	pts
N-6	LA TECH	*	13	1-3	0-0	0-0	2	1	3	3	0	1	1	0	2
N-9	vs. Providence		DNP												
N-15	vs. Davidson		4	0-0	0-0	0-0	0	1	1	1	0	0	0	0	0
N-16	vs. Appalachian St.		0+	0-0	0-0	0-0	0	0	0	1	0	1	0	0	0
N-18	vs. Alabama		6	1-1	0-0	0-0	0	0	0	3	0	0	0	0	2
N-25	RICE		7	1-3	0-0	2-2	1	1	2	1	0	0	0	0	4
D-1	BAYLOR		2	0-0	0-0	1-2	0	0	0	0	0	0	1	0	1
D-8	at Oklahoma		2	0-0	0-0	0-0	0	0	0	1	0	1	0	0	0
D-12	JACKSONVILLE ST.		DNP												
D-15	SOUTHERN MISS		1	0-0	0-0	0-0	0	0	0	0	0	0	0	0	0
D-19	ORAL ROBERTS		1	0-0	0-0	0-0	0	0	0	0	0	0	0	0	0
D-22	at VCU		3	1-1	0-0	0-0	1	1	2	0	0	0	1	0	2
J-3	at Memphis ^		1	0-0	0-0	0-0	1	0	1	0	0	0	0	0	0
J-6	TEMPLE ^		DNP												
J-12	at Houston ^		9	1-1	0-0	0-0	0	0	0	2	2	0	0	0	2
J-16	UCF ^		17	3-4	0-0	0-0	1	3	4	3	1	1	1	0	6
J-19	CINCINNATI ^		22	3-4	0-0	0-1	0	3	3	1	0	1	0	1	6
J-22	at USF ^		5	0-2	0-0	0-2	3	1	4	0	0	1	0	0	0
J-26	at UConn ^		20	3-5	0-0	0-0	1	3	4	3	0	1	2	1	6
J-30	SMU ^		20	5-6	0-0	0-0	3	2	5	1	2	1	0	0	10
F-2	TULSA ^		10	1-1	0-0	0-0	1	1	2	2	0	0	0	0	2
F-6	at ECU ^		19	2-3	0-0	2-4	5	6	11	1	0	1	1	0	6
F-9	TULANE ^		4	0-0	0-0	0-2	1	2	3	3	0	1	0	0	0
F-12	at Cincinnati ^		14	2-3	0-0	3-3	4	3	7	4	0	0	3	0	7
F-20	at Tulsa ^	*	13	1-2	0-0	1-2	0	2	2	3	0	1	2	0	3
F-23	MEMPHIS ^	*	13	3-4	0-0	2-2	1	1	2	2	0	0	0	0	8
F-28	UCONN ^		21	2-4	0-0	0-0	4	1	5	2	0	1	4	0	4
M-3	at SMU ^		11	2-3	0-0	3-3	1	1	2	4	0	0	0	0	7
M-5	ECU ^		20	5-6	0-0	1-2	2	4	6	3	0	1	3	0	11
M-9	at Tulane ^		7	1-1	0-0	1-2	1	2	3	3	1	1	0	0	3
M-14	vs. ECU %		13	5-7	0-0	0-0	2	5	7	2	0	1	0	0	10
M-15	vs. Temple %		23	3-7	0-0	0-0	2	2	4	1	0	2	2	0	6
M-16	vs. Cincinnati %		18	1-2	0-0	0-0	1	2	3	3	0	0	1	0	2
M-20	at Furman (NIT)		16	3-4	0-0	3-6	2	8	10	4	0	1	2	1	9
M-24	at Clemson (NIT)														

## MIDTGAARD'S CAREER TOTALS

Season	GP	GS	Min	Avg	FG	FGA	%	3FG	FGA	%	FT	FTA	%	Off	Def	Tot	Avg	PF	FO	A	TO	Blk	Stl	Pts	Avg	
2017-18	Freshman	9	0	49	5.4	5	10	.500	0	0	.000	1	2	.500	3	14	17	1.9	7	0	0	3	2	1	11	1.2
2018-19	Sophomore	31	3	335	10.8	50	77	.649	0	0	.000	19	33	.576	40	56	96	3.1	57	0	6	18	24	3	119	3.8
TOTALS		40	3	384	9.6	55	87	.632	0	0	.000	20	35	.571	43	70	113	2.8	64	0	6	21	26	4	130	3.3



# 44 Isaiah POOR BEAR-CHANDLER

6-9 | 265 | Fr. | Forward/Center | PS  
Omaha, Neb. • Central HS • Sunrise Christian Academy (Kan.)



## OVERVIEW

Intimidating post presence and rim protector who will compete for playing time right away in a young Shocker front court.

### Notable Performances:

Scored eight points (all in the first half) in the regular season finale at Tulane... 12 points and a career-high six rebounds in 24 minutes against Temple... Filled in for the injured Morris Udeze at Memphis (Jan. 3) and responded well with a career-high 12 points (10 of them in the first half) on 5-of-7 shooting and five rebounds in 21 minutes. He was 2-for-2 from three... Played 17 minutes and finished with four points and two rebounds in the Dec. 19 win over Oral Roberts... Logged 11 minutes at Oklahoma (Dec. 8)... Played nine minutes in the Dec. 1 win over Baylor (after totaling just eight minutes through the first six games combined) and finished with three points, four rebounds and three assists.

### Gregg Marshall:

"Isaiah is a very likeable young man who works very hard. He's a big, strong defender and rim protector. On offense, he does a little bit of everything inside and out. He can shoot the three, run the pick-and-roll and is good on the low block. We're looking forward to having him join our basketball family."

### Prep School:

Enrolled at Wichita State and practiced with the team during the 2017 summer session but spent the 2017-18 school year at nearby Sunrise Christian Academy working on his body and his game... Played for the post graduate team.

### High School:

Four-star prospect and the No. 3 recruit in Nebraska, per the Omaha World Herald, following his senior season at Omaha Central High School (four years after being cut from his eighth grade team)... Averaged 14.4 points and 9.5 rebounds with 90 dunks... Helped his team to the state quarterfinals in Nebraska's largest classification... Second-team Class A all-state selection and a third-team Super-Stater... First Team All-Metro Conference... Coached by Ben Holling... Appeared in Nebraska's 2017 high school all-star game and scored a team-high 20 points... Signed with New Mexico in November, 2016 but was released from his NLI after a coaching change... Played for Omaha Elite on the AAU circuit.

## CAREER HIGHS

Category	Opponent	Date
Points	12 2x, Last: TEMPLE	1/6/19
Rebounds	7 at Cincinnati	2/17/19
Field Goals	5 2x, Last: TEMPLE	1/6/19
FG Attempts	7 2x, Last: TEMPLE	1/3/19
3-Pointers	2 at Memphis	1/3/19
3-Pt Attempts	2 3x, Last: at SMU	3/3/19
Free Throws	2 5x, Last: at Tulane	3/9/19
FT Attempts	3 at Tulane	3/9/19
Assists	3 BAYLOR	12/1/18
Steals	1 2x, Last: at USF	1/22/19
Blocks	1 5x, Last: at Tulane	3/9/19
Minutes	24 TEMPLE (OT)	1/6/19

## MISCELLANEOUS

Category	18-19	Career
10+ Points	2	2
20+ Points		
30+ Points		
10+ Rebounds		
Dunks		
Fouled Out		
P-R Double-Doubles		
P-A Double-Doubles		
Leading Scorer		
Leading Rebounder	1	1
Assist Leader	1	1

## 2018-19 GAME-BY-GAME STATISTICS

Date	Opponent	gs	min	fg	3pt	ft	o	d	tr	pf	ast	to	blk	stl	pts
N-6	LA TECH		5	0-1	0-1	1-2	0	0	0	1	0	0	0	0	1
N-9	vs. Providence		1	0-0	0-0	0-0	0	0	0	1	0	0	0	0	0
N-15	vs. Davidson		DNP												
N-16	vs. Appalachian St.		DNP												
N-18	vs. Alabama		1	0-0	0-0	0-0	0	0	0	0	0	0	0	0	0
N-25	RICE		1	0-0	0-0	1-2	0	0	0	0	0	0	0	0	1
D-1	BAYLOR		9	1-3	0-1	1-2	3	1	4	3	3	2	0	0	3
D-8	at Oklahoma		11	0-2	0-0	0-0	0	0	0	1	0	1	0	0	0
D-12	JACKSONVILLE ST.		7	0-1	0-0	0-0	0	1	1	1	0	0	0	0	0
D-15	SOUTHERN MISS		DNP												
D-19	ORAL ROBERTS		17	1-2	0-0	2-2	1	1	2	0	2	0	0	0	4
D-22	at VCU		9	0-1	0-1	0-0	0	2	2	1	0	0	0	0	0
J-3	at Memphis ^		21	5-7	2-2	0-0	3	2	5	4	0	1	0	0	12
J-6	TEMPLE ^		24	5-7	0-0	2-2	1	5	6	2	0	2	0	0	12
J-12	at Houston ^		12	0-4	0-2	2-2	2	1	3	2	1	1	0	0	2
J-16	UCF ^		2	0-0	0-0	0-0	0	0	0	0	0	0	0	0	0
J-19	CINCINNATI ^		4	1-1	0-0	1-1	0	1	1	0	0	0	0	1	3
J-22	at USF ^		13	1-2	0-0	1-2	0	3	3	2	0	1	1	1	3
J-26	at UConn ^		DNP												
J-30	SMU ^		DNP												
F-2	TULSA ^		4	0-2	0-0	0-0	0	0	0	4	0	0	0	0	0
F-6	at ECU ^		1	1-2	0-0	0-0	0	0	0	0	0	0	0	0	2
F-9	TULANE ^		18	2-5	0-0	0-0	1	1	2	2	1	1	1	0	4
F-12	at Cincinnati ^		10	2-3	0-0	2-2	6	1	7	2	1	1	0	0	6
F-20	at Tulsa ^		12	2-3	0-0	0-0	0	1	1	2	0	0	1	0	4
F-23	MEMPHIS ^		3	0-0	0-0	0-0	0	0	0	1	0	0	1	0	0
F-28	UCONN ^		1	0-0	0-0	0-0	0	0	0	0	0	0	0	0	0
M-3	at SMU ^		7	1-2	1-2	0-0	1	0	1	0	0	0	0	0	3
M-5	ECU ^		8	2-2	0-0	0-0	1	3	4	0	0	0	0	0	4
M-9	at Tulane ^		13	3-4	0-0	2-3	0	3	3	1	0	2	1	0	8
M-14	vs. ECU %		10	1-3	0-0	1-2	2	0	2	0	0	1	1	0	3
M-15	vs. Temple %		6	0-0	0-0	2-2	0	1	1	1	1	0	0	1	2
M-16	vs. Cincinnati %		7	0-0	0-0	0-0	0	3	3	2	0	0	0	1	0
M-20	at Furman (NIT)		DNP												
M-24	at Clemson (NIT)														

## POOR BEAR-CHANDLER'S CAREER TOTALS

Season	GP	GS	Min	Avg	FG	FGA	%	3FG	FGA	%	FT	FTA	%	Off	Def	Tot	Avg	PF	FO	A	TO	Blk	Stl	Pts	Avg	
2018-19	Freshman	28	0	237	8.5	28	57	.491	3	9	.333	18	24	.750	21	30	51	1.8	33	0	9	13	6	4	77	2.8
TOTALS		28	0	237	8.5	28	57	.491	3	9	.333	18	24	.750	21	30	51	1.8	33	0	9	13	6	4	77	2.8



INDIVIDUAL -- ALL GAMES				Total: 20-14									Home: 11-4			Away: 5-7				Neutral: 4-3						
##	Player	GP	GS	Min	Avg	FG	FGA	%	3FG	FGA	%	FT	FTA	%	Off	Def	Tot	Avg	PF	FO	A	TO	Blk	Stl	Pts	Avg
01	McDUFFIE, Markis	34	34	1123	33.0	198	481	.412	76	219	.347	151	182	.830	61	110	171	5.0	68	0	36	55	6	36	623	18.3
04	HAYNES-JONES, Samaj.	34	34	1097	32.3	153	419	.365	60	200	.300	42	51	.824	17	68	85	2.5	63	0	92	50	2	22	408	12.0
21	ECHENIQUE, Jaime	34	31	608	17.9	121	226	.535	10	26	.385	56	86	.651	60	140	200	5.9	101	3	10	43	47	13	308	9.1
00	DENNIS, Dexter	32	22	806	25.2	87	225	.387	45	117	.385	37	56	.661	50	117	167	5.2	77	1	29	37	9	12	256	8.0
10	STEVENSON, Erik	34	11	745	21.9	74	225	.329	43	150	.287	37	48	.771	19	108	127	3.7	94	3	70	56	7	30	228	6.7
02	BURTON, Jamarius	34	25	825	24.3	74	189	.392	10	37	.270	53	75	.707	39	80	119	3.5	68	1	116	59	2	17	211	6.2
33	MIDTGAARD, Asbjorn	31	3	335	10.8	50	77	.649	0	0	.000	19	33	.576	40	56	96	3.1	57	0	6	18	24	3	119	3.8
12	UDEZE, Morris	16	0	202	12.6	24	43	.558	0	0	.000	5	13	.385	18	33	51	3.2	30	0	6	10	7	3	53	3.3
44	PB-CHANDLER, Isaiah	28	0	237	8.5	28	57	.491	3	9	.333	18	24	.750	21	30	51	1.8	33	0	9	13	6	4	77	2.8
03	TORRES, Ricky	34	10	532	15.6	35	100	.350	4	44	.091	6	10	.600	10	54	64	1.9	32	0	85	34	3	14	80	2.4
05	BROWN, Rod	33	0	249	7.5	13	40	.325	1	7	.143	14	26	.538	19	29	48	1.5	23	0	4	10	1	7	41	1.2
22	x-MOORE, Chance	4	0	20	5.0	1	4	.250	0	1	.000	1	2	.500	3	0	3	0.8	2	0	0	2	0	0	3	0.8
11	FARRAKHAN, Eli	11	0	33	3.0	1	10	.100	0	2	.000	0	0	.000	1	2	3	0.3	3	0	0	1	0	0	2	0.2
14	HERRS, Jacob	6	0	6	1.0	0	0	.000	0	0	.000	0	0	.000	0	0	0	0.0	0	0	1	0	0	0	0	0.0
15	BUSH, Brycen	4	0	7	1.8	0	3	.000	0	2	.000	0	0	.000	0	0	0	0.0	0	0	0	0	0	0	0	0.0
TM	TEAM.....														68	37	105	3.1	1			17			0	
	WICHITA STATE	34				859	2099	.409	252	814	.310	439	606	.724	426	864	1290	37.9	652	8	464	405	114	161	2409	70.9
	OPPONENTS	34				800	1901	.421	239	711	.336	514	745	.690	325	863	1188	34.9	579	8	395	418	132	169	2353	69.2

SCORE BY PERIODS: 1st 2nd OT Total

Wichita St.....1195 1207 7 - 2409

Opponents.....1086 1256 11 - 2353

x = Left the team Dec. 17

CONFERENCE GAMES ONLY				Total: 10-8									Home: 6-3			Away: 4-5										
##	Player	GP	GS	Min	Avg	FG	FGA	%	3FG	FGA	%	FT	FTA	%	Off	Def	Tot	Avg	PF	FO	A	TO	Blk	Stl	Pts	Avg
01	McDUFFIE, Markis	18	18	621	34.5	101	252	.401	41	122	.336	68	83	.819	28	57	85	4.7	34	0	22	32	2	17	311	17.3
04	HAYNES-JONES, Samaj.	18	18	609	33.8	84	225	.373	30	109	.275	24	27	.889	6	34	40	2.2	24	0	45	22	0	12	222	12.3
00	DENNIS, Dexter	18	12	458	25.4	54	138	.391	32	80	.400	13	17	.765	27	71	98	5.4	47	1	13	17	4	6	153	8.5
21	ECHENIQUE, Jaime	18	16	327	18.2	56	115	.487	4	14	.286	32	50	.640	25	79	104	5.8	57	2	5	23	32	3	148	8.2
02	BURTON, Jamarius	18	16	466	25.9	48	120	.400	7	24	.292	33	41	.805	16	48	64	3.6	42	1	71	35	2	8	136	7.6
10	STEVENSON, Erik	18	6	355	19.7	32	97	.330	19	64	.297	18	20	.900	6	46	52	2.9	53	2	39	23	4	16	101	5.6
33	MIDTGAARD, Asbjorn	17	2	226	13.3	34	49	.694	0	0	.000	13	23	.565	29	35	64	3.8	37	0	6	11	16	2	81	4.8
44	PB-CHANDLER, Isaiah	16	0	153	9.6	25	44	.568	3	6	.500	10	12	.833	15	21	36	2.3	22	0	3	9	5	2	63	3.9
03	TORRES, Ricky	18	2	231	12.8	15	46	.326	1	15	.067	4	6	.667	4	30	34	1.9	17	0	46	12	0	6	35	1.9
05	BROWN, Rod	18	0	130	7.2	7	19	.368	1	4	.250	8	17	.471	8	13	21	1.2	13	0	4	4	1	4	23	1.3
12	UDEZE, Morris	4	0	32	8	1	2	.500	0	0	.000	1	1	1.000	4	6	10	2.5	4	0	1	2	0	0	3	0.8
14	HERRS, Jacob	3	0	4	1.3	0	0	.000	0	0	.000	0	0	.000	0	0	0	0.0	0	0	1	0	0	0	0	0.0
15	BUSH, Brycen	2	0	3	1.5	0	2	.000	0	1	.000	0	0	.000	0	0	0	0.0	0	0	0	0	0	0	0	0.0
11	FARRAKHAN, Eli	6	0	10	1.7	0	1	.000	0	0	.000	0	0	.000	0	1	1	0.2	1	0	0	1	0	0	0	0.0
TM	TEAM.....														41	21	62	3.4	1			11			0	
	Total.....	18				457	1110	.412	138	439	.314	224	297	.754	209	462	671	37.3	352	6	256	202	66	76	1276	70.9
	Opponents.....	18				419	998	.420	127	363	.350	285	416	.685	169	459	628	34.9	302	3	205	210	84	87	1250	69.4

SCORE BY PERIODS: 1st 2nd OT Total

Wichita St.....611 658 7 - 1276

Opponents.....574 665 11 - 1250



**SCHEDULE & RESULTS**

DATE	AP/CO	OPPONENT	RESULT	STRK	RECORD	CONF	HI SCORER	HI REBOUNDER	HI ASSISTS	ATTEND.
N. 6	-/-	LOUISIANA TECH	L 58-71	Lost 1	0-1	-	16 -- Stevenson	8 -- Echenique	5 -- Burton	10,267
N. 9	-/-	vs. Providence [rv/rv] #	W 83-80	Won 1	1-1	-	32 -- McDuffie	7 -- Echenique	8 -- Haynes-Jones	5,710
N. 15	-/-	vs. Davidson [rv/-] %	L 53-57	Lost 1	1-2	-	18 -- McDuffie	8 -- Stevenson	5 -- Haynes-Jones	4,017
N. 16	-/-	vs. Appalachian St. %	W 82-76	Won 1	2-2	-	24 -- McDuffie	11 -- Echenique	6 -- Burton	4,135
N. 18	-/-	vs. Alabama [rv/rv] %	L 86-90	Lost 1	2-3	-	26 -- McDuffie	8 -- McDuffie	5 -- Torres	2,862
N. 25	-/-	RICE	W 90-61	Won 1	3-3	-	21 -- Stevenson	6 -- Dennis	5 -- Torres & McDuffie	10,089
D. 1	-/-	BAYLOR	W 71-63	Won 2	4-3	-	21 -- Haynes-Jones	10 -- Haynes-Jones	3 -- Torres /H-J/ PB-C	~10,506
D. 8	-/-	at Oklahoma [rv/-] ^	L 48-80	Lost 1	4-4	-	19 -- McDuffie	7 -- McDuffie	3 -- Torres	7,015
D. 12	-/-	JACKSONVILLE ST.	W 69-65	Won 1	5-4	-	17 -- Haynes-Jones	9 -- McDuffie	3 -- Haynes-Jones/McDuffie	10,028
D. 15	-/-	SOUTHERN MISS	W 63-60	Won 2	6-4	-	17 -- McDuffie/Echenique	11 -- Echenique	6 -- Torres	9,356
D. 19	-/-	ORAL ROBERTS	W 84-63	Won 3	7-4	-	25 -- McDuffie	8 -- Burton/Stevenson	6 -- Torres	10,156
D. 22	-/-	at VCU	L 54-70	Lost 1	7-5	-	16 -- McDuffie	8 -- Burton	3 -- Burton/Stevenson	~7,637
J. 3	-/-	at Memphis *	L 74-85	Lost 2	7-6	0-1	19 -- McDuffie	5 -- Dennis/ McDuffie/ PB-C	8 -- Torres	15,068
J. 6	-/-	TEMPLE *	L 81-85 ot	Lost 3	7-7	0-2	24 -- McDuffie	8 -- Torres	4 -- Dennis	~10,506
J. 12	-/-	at Houston [17/15] *	L 70-79	Lost 4	7-8	0-3	22 -- McDuffie	6 -- Dennis	2 -- Burton/ H-J/ Midgaard	~7,039
J. 16	-/-	UCF [rv/rv] *	W 75-67	Won 1	8-8	1-3	23 -- McDuffie	9 -- Dennis	4 -- Stevenson	10,211
J. 19	-/-	CINCINNATI [rv/-] *	L 55-66	Lost 1	8-9	1-4	21 -- McDuffie	5 -- Dennis/ McDuffie	5 -- Burton	10,254
J. 22	-/-	at USF *	L 41-54	Lost 2	8-10	1-5	11 -- McDuffie	6 -- Brown/ Burton/ Echenique	4 -- Burton	3,153
J. 26	-/-	at UConn *	L 60-80	Lost 3	8-11	1-6	16 -- Burton	5 -- Echenique	2 -- Brown/ Haynes-Jones	~10,167
J. 30	-/-	SMU *	W 85-83	Won 1	9-11	2-6	17 -- H-J / Stevenson	6 -- Echenique/ Stevenson	7 -- Burton	10,098
F. 2	-/-	TULSA *	W 79-68	Won 2	10-11	3-6	27 -- McDuffie	7 -- McDuffie	6 -- Burton	10,278
F. 6	-/-	at ECU *	W 65-49	Won 3	11-11	4-6	18 -- Haynes-Jones	11 -- Midgaard	4 -- Burton	3,631
F. 9	-/-	TULANE *	W 77-62	Won 4	12-11	5-6	25 -- McDuffie	8 -- McDuffie	5 -- Torres	10,435
F. 17	-/-	at Cincinnati [rv/rv] *	L 62-72	Lost 1	12-12	5-7	14 -- Dennis	13 -- Dennis	4 -- Haynes-Jones	~12,012
F. 20	-/-	at Tulsa *	W 81-60	Won 1	13-12	6-7	18 -- Dennis	8 -- Dennis	10 -- Burton	5,002
F. 23	-/-	MEMPHIS *	L 85-88	Lost 1	13-13	6-8	17 -- Dennis/Echenique	12 -- Echenique	9 -- Burton	~10,506
F. 28	-/-	UCONN *	W 65-63	Won 1	14-13	7-8	20 -- Haynes-Jones	10 -- Dennis	5 -- Burton	10,026
M. 3	-/-	at SMU *	W 67-55	Won 2	15-13	8-8	15 -- McDuffie	9 -- McDuffie	5 -- Burton	6,185
M. 5	-/-	ECU *	W 72-55	Won 3	16-13	9-8	16 -- McDuffie	8 -- Dennis	4 -- Haynes-Jones	10,210
M. 9	-/-	at Tulane *	W 82-79	Won 4	17-13	10-8	15 -- Haynes-Jones	6 -- Dennis	5 -- Burton	1,501
M. 14	-/-	vs. ECU +	W 73-57	Won 5	18-13		15 -- McDuffie	9 -- Echenique	4 -- Haynes-Jones	7,476
M. 15	-/-	vs. Temple [rv/-] +	W 80-74	Won 6	19-13		34 -- McDuffie	12 -- McDuffie/Dennis	5 -- Burton	7,356
M. 16	-/-	vs. Cincinnati [24/23] +	L 63-66	Lost 1	19-14		18 -- McDuffie	6 -- Dennis	5 -- Burton	7,819
M. 20	-/-	at Furman \$	W 76-70	Won 1	20-14		20 -- McDuffie	10 -- Echenique/Midgaard	4 -- Burton	2,102
M. 24	-/-	at Clemson \$								

**SCORING MARGINS**

	1	2	3	4	5	6	7	8	9	10	11	12	13	14	15	16	17	18	19	20-24	25-29	30-39	40+	<10	10+	20+
WINS	.	2	3	1	.	3	.	2	.	.	1	1	.	.	1	2	1	.	.	2	1	.	.	11	8	3
LOSSES	.	.	2	3	.	.	.	.	1	1	2	.	2	.	.	1	.	.	.	1	.	1	.	6	8	2

**ATTENDANCE FIGURES**

Site	Games	Sellouts	Total	Average
<b>HOME</b>	15	3	152,926	10,195
Charles Koch Arena	14	3	143,570	10,255
INTRUST Bank Arena	1	0	9,356	9,356
<b>AWAY</b>	12	4	80,552	6,712
<b>NEUTRAL</b>	7	1	39,375	5,625
Veterans Classic	1	1	5,710	5,710
Charleston Classic	3	0	11,014	3,671
American Tournament				
<b>TOTALS</b>	<b>34</b>	<b>8</b>	<b>288,837</b>	<b>8,495</b>

**SCHEDULE KEY:**

- Home Games in CAPS
- \* = American Athletic Conference game
- # = Veterans Classic (Annapolis, Md.)
- % = Charleston Classic (Charleston, S.C.)
- ^ = at Chesapeake Energy Arena (Oklahoma City, Okla.)
- ! = at INTRUST Bank Arena (Wichita)
- \* = American Athletic Conference gamec
- + = American Tournament (Memphis, Tenn./ FedExForum)
- \$ = National Invitation Tournament



**GAME-BY-GAME COMPARISON** (WSU listed first in bold, then opponent)

	1st	2nd	Tot	+/-	FGM-FGA	Pct.	3PM-3PA	Pct.	FTM-FTA	Pct.	Reb	+/-	A	TO	TO Mar	Blk	Stl	Fouls
<b>LOUISIANA TECH</b>	<b>29</b>	<b>29</b>	<b>58</b>		<b>20-54</b>	<b>.370</b>	<b>7-25</b>	<b>.280</b>	<b>11-26</b>	<b>.423</b>	<b>26</b>		<b>12</b>	<b>15</b>	<b>+3</b>	<b>5</b>	<b>8</b>	<b>27</b>
	39	32	71	-13	22-50	.440	4-16	.250	23-34	.676	37	-11	9	18		1	6	25
<b>vs. Providence</b>	<b>44</b>	<b>39</b>	<b>83</b>	<b>+3</b>	<b>30-60</b>	<b>.500</b>	<b>12-22</b>	<b>.545</b>	<b>11-19</b>	<b>.579</b>	<b>39</b>	<b>+4</b>	<b>19</b>	<b>17</b>	<b>-</b>	<b>4</b>	<b>8</b>	<b>20</b>
	39	41	80		28-60	.467	11-29	.379	13-26	.500	35		19	17		5	8	17
<b>vs. Davidson</b>	<b>32</b>	<b>21</b>	<b>53</b>		<b>20-65</b>	<b>.308</b>	<b>8-30</b>	<b>.267</b>	<b>5-8</b>	<b>.625</b>	<b>44</b>	<b>+9</b>	<b>11</b>	<b>13</b>	<b>-</b>	<b>2</b>	<b>6</b>	<b>19</b>
	27	30	57	-4	19-52	.365	7-26	.269	12-14	.857	35		9	13		4	4	12
<b>vs. Appalachian St.</b>	<b>44</b>	<b>38</b>	<b>82</b>	<b>+6</b>	<b>30-59</b>	<b>.508</b>	<b>9-20</b>	<b>.450</b>	<b>13-17</b>	<b>.765</b>	<b>35</b>	<b>+6</b>	<b>15</b>	<b>11</b>	<b>+2</b>	<b>3</b>	<b>6</b>	<b>21</b>
	35	41	76		26-55	.473	11-24	.458	13-24	.542	29		13	13		2	3	16
<b>vs. Alabama</b>	<b>34</b>	<b>52</b>	<b>86</b>		<b>29-62</b>	<b>.468</b>	<b>6-23</b>	<b>.261</b>	<b>22-27</b>	<b>.815</b>	<b>28</b>		<b>9</b>	<b>7</b>	<b>+5</b>	<b>3</b>	<b>6</b>	<b>25</b>
	46	44	90	-4	25-49	.510	9-19	.474	31-33	.939	32	-4	14	12		1	1	19
<b>RICE</b>	<b>49</b>	<b>41</b>	<b>90</b>	<b>+29</b>	<b>30-64</b>	<b>.469</b>	<b>7-24</b>	<b>.292</b>	<b>23-30</b>	<b>.767</b>	<b>38</b>	<b>--</b>	<b>21</b>	<b>9</b>	<b>+9</b>	<b>2</b>	<b>6</b>	<b>20</b>
	24	37	61		22-58	.379	4-26	.154	13-20	.650	38		10	18		0	3	21
<b>BAYLOR</b>	<b>44</b>	<b>27</b>	<b>63</b>	<b>+8</b>	<b>26-66</b>	<b>.394</b>	<b>10-32</b>	<b>.313</b>	<b>9-17</b>	<b>.529</b>	<b>44</b>	<b>+7</b>	<b>13</b>	<b>15</b>		<b>3</b>	<b>6</b>	<b>17</b>
	15	48	71		23-62	.371	4-22	.182	13-16	.813	37		5	14	-1	6	4	18
<b>at Oklahoma</b>	<b>27</b>	<b>21</b>	<b>48</b>		<b>15-62</b>	<b>.242</b>	<b>5-27</b>	<b>.185</b>	<b>13-15</b>	<b>.867</b>	<b>33</b>		<b>5</b>	<b>15</b>	<b>+3</b>	<b>2</b>	<b>6</b>	<b>17</b>
	35	45	80	-32	26-59	.441	10-25	.400	18-22	.818	52	-19	10	18		2	7	15
<b>JACKSONVILLE ST.</b>	<b>37</b>	<b>32</b>	<b>69</b>	<b>+4</b>	<b>29-67</b>	<b>.433</b>	<b>5-18</b>	<b>.278</b>	<b>6-10</b>	<b>.600</b>	<b>44</b>	<b>+11</b>	<b>12</b>	<b>14</b>		<b>4</b>	<b>4</b>	<b>15</b>
	33	32	65		24-63	.381	6-15	.400	11-13	.846	33		12	7	-7	5	7	15
<b>SOUTHERN MISS</b>	<b>33</b>	<b>30</b>	<b>63</b>	<b>+3</b>	<b>23-60</b>	<b>.383</b>	<b>5-18</b>	<b>.278</b>	<b>12-23</b>	<b>.522</b>	<b>48</b>	<b>+17</b>	<b>14</b>	<b>15</b>		<b>4</b>	<b>5</b>	<b>16</b>
	25	35	60		19-52	.365	8-20	.400	14-26	.538	31		10	10	-5	3	7	18
<b>ORAL ROBERTS</b>	<b>36</b>	<b>48</b>	<b>84</b>	<b>+21</b>	<b>30-69</b>	<b>.435</b>	<b>8-19</b>	<b>.421</b>	<b>16-22</b>	<b>.727</b>	<b>41</b>	<b>+10</b>	<b>18</b>	<b>10</b>	<b>+6</b>	<b>1</b>	<b>1</b>	<b>18</b>
	33	30	63		24-49	.490	8-21	.381	7-12	.583	31		13	16		2	1	20
<b>at VCU</b>	<b>34</b>	<b>20</b>	<b>54</b>		<b>21-59</b>	<b>.356</b>	<b>6-26</b>	<b>.231</b>	<b>6-10</b>	<b>.600</b>	<b>38</b>	<b>+6</b>	<b>18</b>	<b>17</b>		<b>1</b>	<b>3</b>	<b>18</b>
	37	33	70	-16	28-56	.500	5-25	.200	9-12	.750	32		16	9	-8	3	10	16
<b>at Memphis *</b>	<b>32</b>	<b>42</b>	<b>74</b>		<b>29-66</b>	<b>.439</b>	<b>10-33</b>	<b>.303</b>	<b>6-6</b>	<b>1.000</b>	<b>29</b>		<b>21</b>	<b>16</b>		<b>6</b>	<b>5</b>	<b>22</b>
	44	41	85	-11	28-56	.500	4-14	.286	25-31	.806	35	-6	12	11	-5	2	12	16
<b>TEMPLE *</b>	<b>45</b>	<b>29 (7)</b>	<b>81</b>		<b>31-63</b>	<b>.492</b>	<b>6-22</b>	<b>.273</b>	<b>13-17</b>	<b>.765</b>	<b>41</b>	<b>+7</b>	<b>13</b>	<b>21</b>		<b>2</b>	<b>5</b>	<b>19</b>
	32	42 (11)	85	-4	31-65	.477	6-21	.286	17-28	.607	34		13	10	-10	7	12	19
<b>at Houston *</b>	<b>38</b>	<b>32</b>	<b>70</b>		<b>21-54</b>	<b>.389</b>	<b>9-24</b>	<b>.375</b>	<b>19-23</b>	<b>.826</b>	<b>33</b>		<b>12</b>	<b>15</b>		<b>1</b>	<b>5</b>	<b>26</b>
	33	46	79	-9	25-51	.490	9-25	.360	20-29	.690	34	-1	17	12	-3	5	9	21
<b>UCF *</b>	<b>33</b>	<b>42</b>	<b>75</b>	<b>+8</b>	<b>27-52</b>	<b>.519</b>	<b>4-15</b>	<b>.267</b>	<b>17-18</b>	<b>.944</b>	<b>35</b>	<b>+13</b>	<b>13</b>	<b>11</b>		<b>5</b>	<b>2</b>	<b>20</b>
	25	42	67		22-52	.423	9-20	.450	14-20	.700	22		10	8	-3	3	5	19
<b>CINCINNATI *</b>	<b>23</b>	<b>32</b>	<b>55</b>		<b>21-52</b>	<b>.404</b>	<b>8-21</b>	<b>.381</b>	<b>5-7</b>	<b>.714</b>	<b>24</b>		<b>11</b>	<b>13</b>		<b>1</b>	<b>4</b>	<b>26</b>
	24	42	66	-11	18-46	.391	5-14	.357	25-35	.714	36	-12	5	12	-1	6	1	14
<b>at USF *</b>	<b>15</b>	<b>26</b>	<b>41</b>		<b>15-53</b>	<b>.283</b>	<b>2-18</b>	<b>.111</b>	<b>9-22</b>	<b>.409</b>	<b>43</b>	<b>+2</b>	<b>9</b>	<b>20</b>		<b>3</b>	<b>3</b>	<b>25</b>
	30	24	54	-13	15-50	.300	6-19	.316	18-24	.750	41		8	18	-2	5	6	23
<b>at UConn *</b>	<b>28</b>	<b>32</b>	<b>60</b>		<b>22-65</b>	<b>.338</b>	<b>4-16</b>	<b>.250</b>	<b>12-14</b>	<b>.857</b>	<b>32</b>		<b>7</b>	<b>8</b>	<b>+4</b>	<b>4</b>	<b>3</b>	<b>16</b>
	43	37	80	-20	31-62	.500	11-24	.458	7-17	.412	47	-15	15	12		9	5	16
<b>SMU *</b>	<b>38</b>	<b>47</b>	<b>85</b>	<b>+2</b>	<b>31-65</b>	<b>.477</b>	<b>10-21</b>	<b>.476</b>	<b>13-19</b>	<b>.684</b>	<b>34</b>	<b>--</b>	<b>19</b>	<b>5</b>	<b>+1</b>	<b>5</b>	<b>1</b>	<b>15</b>
	45	38	83		31-63	.492	11-25	.440	10-15	.667	34		6	6		4	2	16
<b>TULSA *</b>	<b>44</b>	<b>35</b>	<b>79</b>	<b>+11</b>	<b>29-65</b>	<b>.446</b>	<b>9-32</b>	<b>.281</b>	<b>12-14</b>	<b>.857</b>	<b>33</b>	<b>+7</b>	<b>15</b>	<b>11</b>	<b>+7</b>	<b>2</b>	<b>10</b>	<b>14</b>
	40	28	68		25-47	.532	7-20	.350	11-21	.524	26		10	18		2	5	16
<b>at ECU *</b>	<b>34</b>	<b>31</b>	<b>65</b>	<b>+16</b>	<b>22-56</b>	<b>.393</b>	<b>7-21</b>	<b>.333</b>	<b>14-19</b>	<b>.737</b>	<b>46</b>	<b>+19</b>	<b>12</b>	<b>10</b>		<b>3</b>	<b>5</b>	<b>15</b>
	20	29	49		18-52	.346	4-14	.286	9-15	.600	27		10	8	-2	5	7	15
<b>TULANE *</b>	<b>41</b>	<b>36</b>	<b>77</b>	<b>+15</b>	<b>29-64</b>	<b>.453</b>	<b>8-22</b>	<b>.364</b>	<b>11-14</b>	<b>.786</b>	<b>35</b>	<b>+2</b>	<b>12</b>	<b>9</b>	<b>+8</b>	<b>3</b>	<b>8</b>	<b>23</b>
	35	27	62		18-49	.367	8-20	.400	18-28	.643	33		10	17		2	3	14
<b>at Cincinnati *</b>	<b>24</b>	<b>38</b>	<b>62</b>		<b>19-71</b>	<b>.268</b>	<b>9-35</b>	<b>.257</b>	<b>15-16</b>	<b>.938</b>	<b>51</b>	<b>+9</b>	<b>8</b>	<b>13</b>		<b>6</b>	<b>1</b>	<b>20</b>
	34	38	72	-10	20-58	.345	10-22	.455	22-28	.786	42		14	10	-3	8	7	15
<b>at Tulsa *</b>	<b>42</b>	<b>39</b>	<b>81</b>	<b>+21</b>	<b>30-63</b>	<b>.476</b>	<b>15-33</b>	<b>.455</b>	<b>6-10</b>	<b>.600</b>	<b>37</b>		<b>24</b>	<b>8</b>	<b>+2</b>	<b>7</b>	<b>3</b>	<b>22</b>
	28	32	60		19-63	.302	4-22	.182	18-29	.621	45	-8	11	10		4	2	12
<b>MEMPHIS *</b>	<b>40</b>	<b>45</b>	<b>85</b>		<b>32-70</b>	<b>.457</b>	<b>10-26</b>	<b>.385</b>	<b>11-17</b>	<b>.647</b>	<b>37</b>	<b>--</b>	<b>22</b>	<b>9</b>	<b>--</b>	<b>3</b>	<b>5</b>	<b>24</b>
	36	52	88	-3	28-61	.459	8-21	.381	24-33	.727	37		11	9		4	3	17
<b>UCONN *</b>	<b>22</b>	<b>43</b>	<b>65</b>	<b>+2</b>	<b>21-62</b>	<b>.339</b>	<b>8-26</b>	<b>.308</b>	<b>15-17</b>	<b>.882</b>	<b>40</b>	<b>+9</b>	<b>11</b>	<b>8</b>	<b>+2</b>	<b>7</b>	<b>2</b>	<b>11</b>
	27	36	63		22-55	.400	11-24	.458	8-9	.889	31		13	10		3	1	15
<b>at SMU *</b>	<b>41</b>	<b>26</b>	<b>67</b>	<b>+12</b>	<b>25-63</b>	<b>.397</b>	<b>7-25</b>	<b>.280</b>	<b>10-15</b>	<b>.667</b>	<b>40</b>	<b>+5</b>	<b>17</b>	<b>10</b>	<b>+2</b>	<b>2</b>	<b>4</b>	<b>18</b>
	28	27	55		19-52	.365	3-26	.115	14-21	.667	35		11	12		4	2	15
<b>ECU *</b>	<b>34</b>	<b>38</b>	<b>72</b>	<b>+17</b>	<b>25-64</b>	<b>.391</b>	<b>6-25</b>	<b>.240</b>	<b>16-22</b>	<b>.727</b>	<b>47</b>	<b>+10</b>	<b>14</b>	<b>7</b>	<b>+3</b>	<b>5</b>	<b>4</b>	<b>16</b>
	22	33	55		21-59	.356	3-15	.200	10-15	.667	37		9	10		4	2	19
<b>at Tulane *</b>	<b>37</b>	<b>45</b>	<b>82</b>	<b>+3</b>	<b>28-62</b>	<b>.452</b>	<b>6-24</b>	<b>.250</b>	<b>20-27</b>	<b>.741</b>	<b>34</b>	<b>+2</b>	<b>16</b>	<b>10</b>	<b>+6</b>	<b>1</b>	<b>7</b>	<b>20</b>
	28	51	79		28-57	.491	8-17	.471	15-18	.833	32		13	16		7	4	20
<b>vs. ECU +</b>	<b>39</b>	<b>34</b>	<b>73</b>	<b>+16</b>	<b>24-63</b>	<b>.381</b>	<b>5-25</b>	<b>.200</b>										



**2018-19 TEAM HIGHS / LOWS**

\* = Marshall Era High/Low \*\* = WSU record

		WICHITA STATE		OPPONENT	
Points, 1st Half	High	49	RICE (11/25/18)	46	vs. Alabama (11/18/18)
	Low	*15	at USF (1/22/19)	15	BAYLOR (12/1/18)
Points, 2nd Half	High	52	vs. Alabama (11/18/18)	52	MEMPHIS (2/23/19)
	Low	20	at VCU (12/22/18)	24	at USF (1/22/19)
Total Points	High	90	RICE (11/25/18)	90	vs. Alabama (11/18/18)
	Low	*41	at USF (1/22/19)	49	at ECU (2/6/19)
FG Made	High	32	MEMPHIS (2/23/19)	31	3x, Last: SMU (1/30/19)
	Low	15	2x, Last: at USF (1/22/19)	15	at USF (1/22/19)
FG Attempted	High	71	at Cincinnati (2/17/19)	65	TEMPLE (ot) (1/6/19)
	Low	52	2x, Last: CINCINNATI (1/19/19)	46	CINCINNATI (1/19/19)
FG Percentage	High	.519	[27-52] UCF (1/16/19)	.532	[25-47] TULSA (2/2/19)
	Low	*.242	[15-62] at Oklahoma (12/8/18)	.300	[15-50] at USF (1/22/19)
3-Pt. FG Made	High	**15	at Tulsa (2/20/19)	11	4x, Last: UCONN (2/28/19)
	Low	2	at USF (1/22/19)	3	2x, Last: ECU (3/5/19)
3-Pt. FG Attempts	High	35	at Cincinnati (2/17/19)	29	vs. Providence (11/9/18)
	Low	15	UCF (1/16/19)	14	3x, Last: at ECU (2/6/19)
3-Pt. FG Pct.	High	.545	[12-22] vs. Providence (11/9/18)	.474	[9-19] vs. Alabama (11/18/18)
	Low	.111	[2-18] at USF (1/22/19)	.115	[3-26] at SMU (3/3/19)
FT Made	High	23	RICE (11/25/18)	31	vs. Alabama (11/18/18)
	Low	5	2x, Last: CINCINNATI (1/19/19)	7	2x, Last: at UConn (1/26/19)
FT Attempted	High	30	RICE (11/25/18)	35	CINCINNATI (1/19/19)
	Low	6	at Memphis (1/3/19)	9	UCONN (2/28/19)
FT Percentage	High	1.000	[6-6] at Memphis (1/3/19)	.939	[31-33] vs. Alabama (11/18/18)
	Low	.409	[9-22] USF (1/22/19)	.412	[7-17] at UConn (1/26/19)
Offensive Rebounds	High	19	at Cincinnati (2/17/19)	19	at Tulsa (2/20/19)
	Low	7	at Memphis (1/3/19)	4	2x, Last: SOUTHERN MISS (12/15/18)
Total Rebounds	High	51	at Cincinnati (2/17/19)	52	at Oklahoma (12/8/18)
	Low	24	CINCINNATI (1/19/19)	22	UCF (1/16/19)
Rebound Margin	High	+19	[46-27] at ECU (2/6/19)	*+19	[52-33] at Oklahoma (12/8/18)
	Low	*-19	[33-52] at Oklahoma (12/8/18)	-19	[33-52] at ECU (2/6/19)
Assists	High	24	at Tulsa (2/20/19)	19	vs. Providence (11/9/18)
	Low	5	at Oklahoma (12/8/18)	5	2x, Last: CINCINNATI (1/19/19)
Blocked Shots	High	7	2x, Last: UCONN (2/28/19)	9	at UConn (1/26/19)
	Low	1	5x, Last: at Tulane (3/9/19)	0	RICE (11/25/18)
Steals	High	10	TULSA (2/2/19)	12	2x, Last: Temple (ot) (1/6/19)
	Low	1	3x, Last: at Cincinnati (2/17/19)	1	4x, Last: UCONN (2/28/19)
Turnovers Forced	High	18	4x, Last: TULSA (2/2/19)	21	TEMPLE (ot) (1/6/19)
	Low	6	SMU (1/30/19)	5	SMU (1/30/19)
Personal Fouls	High	27	LOUISIANA TECH (11/6/18)	25	LOUISIANA TECH (11/6/18)
	Low	11	UCONN (2/28/19)	12	2x, Last: at Tulsa (2/20/19)

**INDIVIDUAL HIGHS & LOWS**

	WICHITA STATE		OPPONENT	
Points	34	Markis McDuffie -- vs. Temple (3/15/19)	37	Jeremiah Martin -- MEMPHIS (2/23/19)
FG Made	32	Markis McDuffie -- vs. Providence (11/9/18)	36	Caleb Daniels -- at Tulane (3/9/19)
FG Attempted	12	Markis McDuffie -- vs. Providence (11/9/18)	11	Caleb Daniels -- at Tulane (3/9/19)
FG Percentage (min. 5 FGM)	20	Markis McDuffie -- TULSA (2/2/19)	20	Jarron Cumberland -- at Cincinnati (2/17/19)
3-Pt. FG Made	7-8	Jaime Echenique -- MEMPHIS (2/23/19)	5-5	2x, Last: Darien Jackson -- TULSA (2/2/19)
3-Pt. FG Attempted	6	3x, Last: Dexter Dennis -- at Tulsa (2/20/19)	6	Jarron Cumberland -- at Cincinnati (2/17/19)
3-Pt. Percentage (min. 4 FGM)	12	Samajae Haynes-Jones -- at Memphis (1/3/19)	11	Armoni Brooks & Corey Davis Jr. -- at Houston (1/12/19)
FT Made	6-9	2x, Last: Dexter Dennis -- at Tulsa (2/20/19)	4-4	Connor Crabtree -- TULANE (2/9/19)
FT Attempted	12	Markis McDuffie -- vs. Providence (11/9/18)	14	Jeremiah Martin -- MEMPHIS (2/23/19)
FT Percentage (min. 5 FTM)	13	Markis McDuffie -- vs. Providence (11/9/18)	14	2x, Last: Caleb Daniels -- at Tulane (3/9/19)
Rebounds	10-10	Markis McDuffie -- ORAL ROBERTS (12/19/18)	14-14	Jeremiah Martin -- MEMPHIS (2/23/19)
Assists	13	Dexter Dennis -- at Cincinnati (2/17/19)	19	Ernest Afiakpui -- vs. Temple (3/15/19)
Blocked Shots	10	Jamarius Burton -- at Tulsa (2/20/19)	11	Galen Robinson Jr. -- at Houston (1/12/19)
Steals	5	Jaime Echenique -- SMU (1/30/19)	5	Nysier Brooks -- at Cincinnati (2/17/19)
Turnovers	4	Erik Stevenson -- TULSA (2/2/19)	5	2x, Last: Quinton Rose -- Temple (ot) (1/6/19)
Minutes	*45	Markis McDuffie -- TEMPLE (ot) (1/6/19)	42	Shizz Alston Jr. & Nate Pierre-Louis -- TEMPLE (ot) (1/6/19)





**GREGG MARSHALL ERA TEAM HIGHS / LOWS (2007-Pr.)**

\* = Marshall Era High/Low \*\* = WSU record

		WICHITA STATE		OPPONENT	
Points, 1st Half	High	67	NEWMAN (11/23/14)	56	TEMPLE (2/15/18)
	Low	<b>15</b>	<b>at USF (1/22/19)</b>	9	SAINT LOUIS (12/6/16)
Points, 2nd Half	High	61	EVANSVILLE (2/22/17)	62	TEXAS TECH (12/19/06)
	Low	18	vs. Northern Iowa (3/5/16)	14	ALABAMA A&M (12/13/10)
Total Points	High	116	MD. EASTERN SHORE (11/20/16)	93	2x, Last: OKLAHOMA ST. (12/17/16)
	Low	<b>41</b>	<b>at USF (1/22/19)</b>	35	MISSOURI ST. (2/7/15)
FG Made	High	41	SAVANNAH ST. (11/28/17)	33	at Creighton (3/2/13)
	Low	13	ILLINOIS ST. (1/1/08)	11	at Drake (2/9/16)
FG Attempted	High	76	3x, Last: SAVANNAH ST. (11/28/17)	80	SAVANNAH ST. (11/28/17)
	Low	39	at Missouri St. (1/14/09)	34	UTAH (12/12/15)
FG Percentage	High	.660	MD. EASTERN SHORE [35-53] (11/20/16)	.702	[33-47] at Creighton (3/2/13)
	Low	<b>.242</b>	<b>[15-62] at Oklahoma (12/8/18)</b>	.207	[12-58] vs. Cal Poly (3/21/14)
3-Pt. FG Made	High	<b>15</b>	<b>3x, Last: at Tulsa [15-33] (2/20/19)</b>	16	TEMPLE (2/15/18)
	Low	0	NEW MEXICO ST. [0-11] (11/14/14)	0	2x: Last vs. Loyola Marymount (12/22/14)
3-Pt. FG Attempts	High	<b>35</b>	<b>2x, Last: at Cincinnati (2/17/19)</b>	55	SAVANNAH ST. (11/28/17)
	Low	8	2x, Last: vs. DePaul (11/25/13)	5	2x: Last vs. Loyola Marymount (12/22/14)
3-Pt. FG Pct.	High	.632	[12-19] UNI (2/8/12)	.800	[8-10] SO. ILLINOIS (1/7/09)
	Low	.000	[0-11] -- NEW MEXICO ST. (11/14/14)	.000	[0-10] vs. Washington St. (3/29/11)
FT Made	High	44	NEVADA (12/22/15)	32	vs. UConn (11/22/10)
	Low	0	at TCU (12/8/08)	1	2x, Last: Western Carolina (11/15/12)
FT Attempted	High	62	NEVADA (12/22/15)	44	vs. UConn (11/22/10)
	Low	2	vs. George Washington (12/25/14)	2	2x, Last: MISSOURI ST. (2/15/12)
FT Percentage	High	1.000	[17-17] -- at Creighton (2/11/12)	1.000	[10-10] MISSOURI ST. (1/8/08)
	Low	.333	[4-12] at UConn (12/30/17)	.400	[4-10] ILLINOIS ST. (1/8/14)
Off. Rebounds	High	24	vs. California (11/20/17)	22	SO. ILLINOIS (2/3/16)
	Low	2	at Indiana St. (1/13/10)	0	at Evansville (2/7/09)
Total Rebounds	High	67	SAVANNAH ST. (11/28/17)	<b>52</b>	<b>at Oklahoma (12/8/18)</b>
	Low	21	2x, Last: at Creighton (3/2/13)	19	5x, Last: vs. Loyola Marymount (12/22/14)
Rebound Margin	High	+36	SAVANNAH ST. (11/28/17)	<b>-19</b>	<b>[52-33] at Oklahoma (12/8/18)</b>
	Low	<b>-19</b>	<b>[33-52] at Oklahoma (12/8/18)</b>	-36	SAVANNAH ST. (11/28/17)
Assists	High	32	at ECU (1/11/18)	22	at Utah St. (2/20/10)
	Low	4	vs. LSU (12/18/10)	2	at So. Illinois (1/9/16)
Blocked Shots	High	13	SO. ILLINOIS (1/9/13)	14	vs. Alabama (11/18/11)
	Low	0		0	
Steals	High	14	BRADLEY (1/23/16)	13	3x, Last: SAVANNAH ST. (11/27/17)
	Low	0		0	
Turnovers Forced	High	28	ALCORN ST. (11/30/09)	25	at Bradley (1/25/08)
	Low	5	3x, Last: CINCINNATI (3/4/18)	3	4x, Last: EVANSVILLE (2/21/17)
Personal Fouls	High	32	at Evansville (1/31/16)	39	CHARLESTON SO. (11/13/15)
	Low	9	MISSOURI ST. (2/15/12)	8	2x, Last: at Missouri St. (1/21/15)

**GREGG MARSHALL ERA INDIVIDUAL HIGHS & LOWS (2007-Pr.)**

		WICHITA STATE		OPPONENT	
Points		39	Cleanthony Early -- SO. ILLINOIS (1/9/13)	41	Doug McDermott -- at Creighton (3/2/13)
		<b>34</b>	<b>Markis McDuffie -- vs. Temple (3/15/19)</b>	<b>37</b>	<b>Jeremiah Martin -- MEMPHIS (2/23/19)</b>
FG Made		13	Cleanthony Early -- SO. ILLINOIS (1/9/13)	15	Doug McDermott -- at Creighton (3/2/13)
FG Attempted		21	Malcolm Armstead -- vs. Ohio St. (3/30/13)	27	Andrew Goudelock -- CHARLESTON (3/23/11)
FG Percentage (min. 5 FGM)		6-6	6x, 3 by Ramon Clemente (2007-09)	7-7	3x, Last: Aundre Jackson -- LOYOLA (1/11/17)
3-Pt. FG Made		8	Joe Ragland -- UNLV (12/30/11)	8	Ryan Andino -- EASTERN SHORE (11/20/16)
3-Pt. FG Attempted		12	4x, Last: C. Frankamp -- vs. Mo. St. (3/4/17)	15	Andrew Goudelock -- CHARLESTON (3/23/11)
3-Pt. Percentage (min. 4 FGM)		6-6	Clevin Hannah -- at Drake (1/11/09)	<b>4-4</b>	<b>2x, Last: Connor Crabtree -- TULANE (2/9/19)</b>
FT Made		15	Fred VanVleet -- at Evansville (1/31/16)	<b>14</b>	<b>4x, Last: Caleb Martin -- at Tulane (3/9/19)</b>
FT Attempted		17	Darral Willis Jr. -- OKLAHOMA ST. (12/17/17)	16	2x, Last: Marcus Marshall -- vs. Mo. St. (3/8/13)
FT Percentage (min. 5 FTM)		*15-15	Fred VanVleet -- at Evansville (1/31/16)	<b>14-14</b>	<b>Jeremiah Martin -- MEMPHIS (2/23/19)</b>
Rebounds		17	Ramon Clemente (2x), Last: at Drake (3/1/08)	<b>19</b>	<b>Ernest Aflakpui -- vs. Temple (3/15/19)</b>
Assists		11	3x, Last: Landry Shamet -- at ECU (1/11/18)	12	2x, Last: N. Nairn -- vs. Mich. St. (11/25/16)
Blocked Shots		9	Ehimen Orukpe -- SO. ILLINOIS (1/9/13)	6	3x, Last: A. Mahmoud -- vs. Louisville (11/24/16)
Steals		*7	2x, Last: Fred VanVleet -- NM ST. (11/14/14)	9	Tim Huskisson -- NORTHERN COLORADO (12/8/12)
Minutes		50	Garrett Stutz -- at Drake (3ot) (1/28/12)	43	2x, Last A.J. Davis -- at UCF (3/1/18) ot

POINTS-REBOUNDS-ASSISTS

Date	Opponent	Score	00 Dennis	01 McDuffie	02 Burton	03 Torres	04 Haynes-Jones	05 Brown	10 Stevenson	11 Farrakhan	12 Udeze	14 Herrs	15 Bush	21 Echenique	33 Midtgaard	44 PB-Chandler	22 Moore
N. 6	LOUISIANA TECH	58-71 L	10-4-1	8-1-0	6-3-5	0-2-1	7-0-4	0-1-0	16-3-1	---	0-1-0	---	---	8-7-0	2-3-0	1-0-0	0-0-0
N. 9	vs. Providence	83-80 W	8-2-0	32-4-0	6-6-4	2-4-1	15-1-8	0-0-0	6-5-5	---	10-2-1	---	---	4-7-0	---	0-0-0	---
N. 15	vs. Davidson	53-57 L	5-7-2	18-6-0	0-5-2	2-1-0	15-3-5	---	7-8-2	---	2-4-0	---	---	4-6-0	0-1-0	---	---
N. 16	vs. Appalachian St.	82-76 W	2-0-0	24-2-0	14-2-6	0-1-0	14-3-2	2-2-0	6-9-3	---	6-4-1	---	---	12-11-3	0-0-0	---	2-0-0
N. 18	vs. Alabama	86-90 L	19-5-1	26-8-0	5-3-1	4-2-5	13-1-2	0-1-0	2-1-0	---	2-3-0	---	---	13-2-0	2-0-0	0-0-0	0-0-0
N. 25	RICE	90-61 W	11-6-3	14-5-5	5-2-2	0-1-5	7-1-4	4-4-0	21-5-2	0-1-0	8-3-0	0-0-0	0-0-0	14-2-0	4-2-0	1-0-0	1-3-0
D. 1	BAYLOR	71-63 W	5-6-1	15-4-0	0-1-0	4-0-3	21-10-3	1-1-0	18-5-2	---	0-0-0	---	---	3-9-1	1-0-0	3-4-3	---
D. 8	at Oklahoma	48-80 L	0-4-1	19-7-0	4-2-0	2-3-3	2-1-0	1-2-0	8-5-1	2-0-0	3-3-0	---	---	7-4-0	0-0-0	0-0-0	---
D. 12	JACKSONVILLE ST.	69-65 W	3-8-1	11-9-3	2-1-1	7-1-2	17-6-3	0-0-0	9-2-1	---	8-8-1	---	---	12-7-0	---	0-1-0	---
D. 15	SOUTHERN MISS	63-60 W	1-2-0	17-8-1	0-6-2	4-3-6	11-0-3	4-2-0	5-8-0	---	4-4-2	---	---	17-11-0	0-0-0	---	---
D. 19	ORAL ROBERTS	84-63 W	---	25-3-0	5-8-3	13-1-6	13-3-2	2-3-0	2-8-5	0-0-0	1-3-0	0-0-0	---	19-6-0	0-0-0	4-2-2	x
D. 22	at VCU	54-70 L	---	16-4-1	12-8-3	0-2-2	10-5-1	2-2-0	2-3-3	0-0-0	6-6-0	---	---	4-1-0	2-2-0	0-2-0	x
J. 3	at Memphis *	74-85 L	12-5-1	19-5-1	6-3-2	2-1-8	15-1-6	0-0-0	0-1-3	---	---	---	---	8-4-0	0-1-0	12-5-0	x
J. 6	TEMPLE *	81-85 Lot	14-6-4	24-7-1	2-3-1	2-8-3	22-4-3	0-0-0	1-2-1	---	0-0-0	---	---	4-2-0	---	12-6-0	x
J. 12	at Houston *	70-79 L	8-6-1	22-5-1	4-2-2	4-2-1	14-2-2	6-1-0	3-2-1	---	0-2-0	---	---	5-4-1	2-0-2	2-3-1	x
J. 16	UCF *	75-67 W	8-9-1	23-5-0	12-4-1	0-1-2	14-3-2	2-1-1	5-0-4	---	---	---	---	5-4-1	6-4-1	0-0-0	x
J. 19	CINCINNATI *	55-66 L	0-1-0	21-5-3	2-1-5	2-1-0	11-2-1	0-0-0	5-2-2	---	---	---	---	5-5-0	6-3-0	3-1-0	x
J. 22	at USF *	41-54 L	2-1-0	11-2-0	8-6-4	0-1-2	8-3-1	1-6-0	2-3-1	0-0-0	0-4-0	---	---	6-6-1	0-4-0	3-3-0	x
J. 26	at UConn *	60-80 L	8-2-0	9-4-0	16-2-1	0-1-0	6-1-2	0-4-2	12-2-1	0-0-0	3-4-1	---	---	0-5-0	6-4-0	---	x
J. 30	SMU *	85-83 W	2-1-0	15-0-1	9-4-7	0-3-4	17-2-2	3-2-0	17-6-2	---	---	---	---	12-6-1	10-5-2	---	x
F. 2	TULSA *	79-68 W	11-4-1	27-7-1	9-3-6	0-3-2	7-5-2	0-0-0	7-1-3	---	---	---	---	16-4-0	2-2-0	0-0-0	x
F. 6	at ECU *	65-49 W	7-4-1	14-3-2	4-2-4	3-2-0	18-4-2	0-1-0	3-5-2	0-1-0	---	0-0-1	---	8-10-0	6-11-0	2-0-0	x
F. 9	TULANE *	77-62 W	3-4-0	25-8-1	9-3-2	2-2-5	12-0-2	0-1-0	13-3-1	---	---	---	---	9-7-0	0-3-0	4-2-1	x
F. 17	at Cincinnati *	62-72 L	14-13-0	13-5-1	3-3-0	4-0-1	8-0-4	0-0-0	3-2-1	0-0-0	---	---	---	4-11-0	7-7-0	6-7-1	x
F. 20	at Tulsa *	80-61 W	18-8-1	9-4-0	2-4-10	0-1-7	17-4-2	3-1-0	11-7-3	0-0-0	---	0-0-0	0-0-0	14-3-1	3-2-0	4-1-0	x
F. 23	MEMPHIS *	85-88 L	17-5-2	15-4-0	10-4-9	4-3-4	6-3-5	0-1-0	8-3-2	---	---	---	---	17-12-0	8-2-0	0-0-0	x
F. 28	UCONN *	65-63 W	4-10-1	19-5-2	11-8-5	0-0-1	20-3-1	0-0-0	0-4-1	---	---	---	---	7-2-0	4-5-0	0-0-0	x
M. 3	at SMU *	67-55 W	12-7-0	15-9-1	10-4-5	2-2-3	5-2-2	2-1-0	3-1-6	---	---	---	---	8-6-0	7-2-0	3-1-0	x
M. 5	ECU *	72-55 W	10-8-0	16-5-3	8-5-2	2-0-1	7-0-4	4-1-1	3-4-3	0-0-0	---	0-0-0	0-0-0	7-7-0	11-6-0	4-4-0	x
M. 9	at Tulane *	82-79 W	3-4-0	14-2-4	11-3-5	8-3-2	15-1-2	2-1-0	5-4-2	---	---	---	---	13-6-0	3-3-1	8-3-0	x
M. 14	vs. ECU +	73-57 W	13-3-2	15-3-2	1-0-2	0-5-3	8-1-4	2-9-0	7-2-2	0-1-0	---	0-0-0	0-0-0	14-9-1	10-7-0	3-2-0	
M. 15	vs. Temple +	80-74 W	19-12-2	34-12-2	2-3-5	0-0-0	8-6-2	0-0-0	3-1-2	---	---	---	---	6-1-0	6-4-0	2-1-1	
M. 16	vs. Cincinnati +	66-63 L	4-6-0	18-4-0	9-4-5	3-1-0	17-2-2	0-0-0	3-4-0	---	---	---	---	7-3-0	2-3-0	0-3-0	
M. 20	at Furman (NIT)	76-70 W	3-4-2	20-6-0	4-1-4	4-3-2	8-2-2	0-0-0	12-6-2	---	---	---	---	16-10-0	9-10-0	---	
M. 24	at Clemson (NIT)																

RECORDS BY LINEUP:

**Torres, Haynes-Jones, Dennis, McDuffie, Echenique**  
Record: 9-4 \*\*\*

**Burton, Haynes-Jones, Dennis, McDuffie, Echenique**  
Record: 4-5

**Burton, Haynes-Jones, Stevenson, McDuffie, Echenique**  
Record: 3-2

**Torres, Haynes-Jones, Stevenson, McDuffie, Echenique**  
Record: 3-1

**Burton, Haynes-Jones, Dennis, McDuffie, Midtgaard**  
Record: 1-1

**Torres, Haynes-Jones, Burton, McDuffie, Midtgaard**  
Record: 0-1

\*\*\* = Most Recent Lineup

2018-19 PARTICIPATION

	GP	W-L	GS	W-L
Markis McDuffie	34	20-14	34	20-14
Samajae Haynes-Jones	34	20-14	34	20-14
Asbjørn Midtgaard	31	18-13	3	1-2
Jaime Echenique	34	20-14	31	19-12
Jamarius Burton	34	20-14	25	15-10
Erik Stevenson	34	20-14	11	7-4
Ricky Torres	34	20-14	10	5-5
Rod Brown	33	20-13		
Dexter Dennis	32	19-13	22	13-9
Isaiah Poor Bear-Chandler	28	16-12		
Morris Udeze	16	7-9		
Eli Farrakhan	11	6-5		
Jacob Herrs	6	6-0		
Brycen Bush	4	4-0		

CAREER PARTICIPATION

	GP	Streak	W-L	GS	Streak	W-L
Markis McDuffie	126	56	93-33	66	35	46-20
Samajae Haynes-Jones	58	34	39-19	34	34	20-14
Asbjørn Midtgaard	40	20	27-13	3		1-2
Jaime Echenique	34	34	20-14	31	8	19-12
Jamarius Burton	34	34	20-14	25	20	15-10
Erik Stevenson	34	34	20-14	11		7-4
Ricky Torres	34	34	20-14	10		5-5
Rod Brown	33	31	20-13			
Dexter Dennis	32	32	20-13	21	9	12-9
Isaiah Poor Bear-Chandler	28		16-12			
Morris Udeze	16		7-9			
Eli Farrakhan	11		6-5			
Jacob Herrs	9		9-0			
Brycen Bush	8		8-0			



**LEADS - DEFICITS - SPECIALTY STATS**

Date	AP/Co	Opponent	Score	Lead	Deficit	Ties	LC	Leading	Trailing	Tied	Paint		Off Turnovers		2nd Chance		Bench	
											WSU	Opp	WSU	Opp	WSU	Opp	WSU	Opp
N. 6	-/-	LOUISIANA TECH	L 58-71	5	14	2	3	8:34	30:03	1:23	22	28	13	18	7	6	35	20
N. 9	-/-	vs Providence [rv/rv]	W 83-80	13	10	5	4	23:53	13:34	2:33	34	28	20	25	16	13	18	14
N. 15	-/-	vs Davidson [rv/-]	L 53-57	10	5	4	4	31:04	4:28	4:28	18	18	14	14	8	3	11	4
N. 16	-/-	vs Appalachian St.	W 82-76	9	6	2	7	21:27	17:10	1:23	38	24	11	10	15	12	16	8
N. 18	-/-	vs Alabama [rv/rv]	L 86-90	2	13	3	3	0:42	36:57	2:21	42	30	11	10	18	9	27	32
N. 25	-/-	RICE	W 90-61	29	2	1	1	0:15	38:17	1:28	32	24	17	8	7	6	44	27
D. 1	-/-	BAYLOR	W 71-63	33	-	-	-	38:16	-	1:44	26	32	20	18	19	15	23	11
D. 8	-/-	at Oklahoma [rv/-]	L 48-80	3	32	3	1	2:45	33:43	3:32	16	30	12	19	11	10	18	28
D. 12	-/-	JACKSONVILLE ST.	W 69-65	9	2	5	6	34:29	1:46	3:45	42	18	11	13	19	11	13	7
D. 15	-/-	SOUTHERN MISS	W 63-60	17	2	3	7	34:41	3:33	1:46	34	14	14	18	19	3	9	18
D. 19	-/-	ORAL ROBERTS	W 84-63	24	4	1	2	33:59	4:04	1:24	32	26	24	6	19	7	12	31
D. 22	-/-	at VCU	L 54-70	7	19	5	5	14:45	23:30	1:45	26	34	7	13	13	8	22	10
J. 3	-/-	at Memphis *	L 74-85	4	16	4	7	7:40	26:58	5:22	26	44	11	20	6	10	18	44
J. 6	-/-	TEMPLE *	L 81-85 ot	15	4	8	5	37:04	3:31	4:25	46	40	11	30	18	10	15	18
J. 12	-/-	at Houston [19/21] *	L 70-79	8	10	4	6	16:55	19:59	3:06	18	24	15	12	6	14	17	22
J. 16	-/-	UCF [rv/rv] *	W 75-67	12	3	2	2	32:21	3:50	3:49	18	18	7	12	8	9	13	14
J. 19	-/-	CINCINNATI [rv/-] *	L 55-56	4	11	3	12	7:01	29:07	3:52	18	14	16	10	11	14	16	4
J. 22	-/-	at USF *	L 41-54	-	18	-	-	-	39:47	0:13	20	18	11	8	6	8	6	12
J. 26	-/-	at UConn *	L 60-80	-	26	-	-	-	39:40	0:20	34	30	13	7	16	11	17	12
J. 30	-/-	SMU *	W 85-83	4	11	10	11	8:53	27:50	3:17	32	28	2	11	17	10	15	0
F. 2	-/-	TULSA *	W 79-68	11	8	7	15	20:26	15:49	3:45	24	30	24	13	15	5	13	26
F. 6	-/-	at ECU *	W 65-49	21	2	4	2	34:45	0:54	4:21	20	18	6	5	8	1	18	10
F. 9	-/-	TULANE *	W 77-62	2	5	20	2	36:04	2:10	1:46	30	12	17	8	9	7	9	2
F. 17	-/-	at Cincinnati [rv/rv] *	L 62-72	4	19	3	4	4:45	32:26	2:49	14	18	9	14	23	6	31	19
F. 20	-/-	at Tulsa *	W 81-60	23	-	-	-	37:43	-	2:17	28	28	14	11	7	13	32	19
F. 23	-/-	MEMPHIS *	L 85-88	16	13	4	2	20:27	18:10	1:23	30	34	6	16	8	9	29	11
F. 28	-/-	UCONN *	W 65-63	7	10	5	6	20:48	16:55	2:17	14	16	13	5	6	7	4	16
M. 3	-/-	at SMU *	W 67-55	21	-	-	-	39:19	-	0:41	32	30	13	7	15	5	17	28
M. 5	-/-	ECU *	W 72-55	19	4	1	1	35:10	4:02	0:48	30	22	9	3	17	11	24	15
M. 9	-/-	at Tulane *	W 82-79	9	9	9	7	22:29	13:36	3:55	32	36	18	6	12	4	26	3
M. 14	-/-	vs ECU +	W 73-57	27	2	2	3	35:57	0:41	3:22	34	20	14	2	21	4	22	13
M. 15	-/-	vs Temple [rv/-] +	W 80-74	9	7	8	9	16:39	18:45	4:36	34	24	15	20	12	11	11	6
M. 16	-/-	vs Cincinnati [24/23] +	L 63-66	6	13	4	6	8:26	26:14	5:20	20	28	5	11	3	14	8	17
M. 20	-/-	at Furman (NIT)	W 76-70	7	4	12	14	20:27	10:31	9:02	46	32	10	15	16	10	25	3
M. 24	-/-	at Clemson (NIT)																

**LARGEST LEADS & DEFICITS**

Largest...	----- ALL GAMES -----				---- AMERICAN REGULAR SEASON ----			
	#	Opponent	Date	#	Opponent	Date		
Halftime Lead	29	44-15	BAYLOR	12/1/18	15	35-20	at ECU	2/6/19
Halftime Lead Surrendered	13	45-32	TEMPLE	1/6/19	13	45-32	TEMPLE	1/6/19
Halftime Lead Surrendered in Loss	13	45-32	TEMPLE	1/6/19	13	45-32	TEMPLE	1/6/19
Halftime Deficit	15	15-30	at USF	1/22/19	15	15-30	at USF	1/22/19
	15	28-43	at UConn	1/26/19	15	28-43	at UConn	1/26/19
Halftime Deficit Overcome	12	34-46	vs. Alabama	11/18/18	7	38-45	SMU	1/30/19
Halftime Deficit Overcome for Victory	7	38-45	SMU	1/30/19	7	38-45	SMU	1/30/19
Lead	33	2:40 1h	BAYLOR	12/1/18	23	1:16 2h	at Tulsa	2/20/19
Lead Surrendered	17	13:56 2h	SOUTHERN MISS	12/15/18	16	10:29 1h	MEMPHIS	2/23/19
Lead Surrendered in Loss	16	10:29 1h	MEMPHIS	2/23/19	16	10:29 1h	MEMPHIS	2/23/19
Deficit	32	0:10 2h	at Oklahoma	12/8/18	26	2:40 2h	at UConn	1/26/19
Deficit Overcome (tied or took lead)	13	8:10 2h	MEMPHIS	2/23/19	13	8:10 2h	MEMPHIS	2/23/19
Deficit Overcome in Victory	11	7:45 1h	SMU	1/30/19	11	7:45 1h	SMU	1/30/19
2nd Half Deficit Overcome	13	8:10 2h	MEMPHIS	2/23/19	13	8:10 2h	MEMPHIS	2/23/19
2nd Half Deficit Overcome in Victory	8	10:55 2h	TULSA	2/2/19	10	16:49 2h	UCONN	2/28/19
2nd Half Lead Surrendered	17	13:56 2h	SOUTHERN MISS	12/15/18	15	18:15 2h	TEMPLE	1/6/19
2nd Half Lead Surrendered in Loss	15	18:15 2h	TEMPLE	1/6/19	15	18:15 2h	TEMPLE	1/6/19





**BIG GAMES**

#	Player	Leading Scorer		Leading Rebounder		Assist Leader		Total Dunks		10+ Points		20+ Points		30+ Points		10+ Rebounds		10+ Assists		P-R Double-Double		P-A Double-Double		P-R-A Triple-Doubles	
		18-19	Career	18-19	Career	18-19	Career	18-19	Career	18-19	Career	18-19	Career	18-19	Career	18-19	Career	18-19	Career	18-19	Career	18-19	Career	18-19	Career
00	DENNIS, Dexter	3	3	10	10	1	1	7	7	13	13					3	3			2	2				
01	McDUFFIE, Markis	22	30	9	24	2	6	9	32	31	71	12	16	2	2	1	5			1	2				
02	BURTON, Jamarius	1	1	3	3	18	18	3	3	8	8														
03	TORRES, Ricky			1	1	8	8			1	1														
04	HAYNES-JONES, Samajae	6	8	1	1	8	10			21	24	3	5		1	1	1			1	1				
05	BROWN, Rod			2	2	1	1	1	1																
10	STEVENSON, Erik	3	3	3	3	2	2	1	1	8	8	1	1												
11	FARRAKHAN, Eli																								
12	UDEZE, Morris							5	5	1	1														
14	HERRS, Jacob																								
15	BUSH, Brycen																								
21	ECHENIQUE, Jaime	2	2	12	12			16	16	12	12					6	6			4	4				
33	MIDTGAARD, Asbjørn			2	2	1	1	12	12	3	3					2	2								
44	P.B.-CHANDLER, Isaiah			1	1	1	1			2	2														

**MISCELLANEOUS**

Result	Opponent	Opening Tipoff Player	Opening Tipoff Result	Opening Run By	Opening Run Score	1st WSU... Points	1st WSU... FG	1st Opponent... Points	1st Opponent... FG	Time -- Player(s)	WSU Timeouts #	First Called	#	Players	WSU Dunks
L	LOUISIANA TECH	Midtgaard	L	WSU	2-0	19:34	"	17:58	"	17:38 -- Echenique	1	6:32 1h	0	-	
W	vs. Providence	Echenique	W	WSU	3-0	19:34	"	19:01	"	17:49 -- Torres	2	0:23 1h	2	Udeze (2)	
L	vs. Davidson	Echenique	W	Opponent	0-3	19:06	"	19:17	"	17:16 -- Udeze	3	11:57 2h	0	-	
W	vs. Appalachian St.	Echenique	W	Opponent	0-2	18:55	"	18:36	"	17:05 -- Stevenson	0	-	1	McDuffie	
L	vs. Alabama	Echenique	L	WSU	2-0	19:32	"	19:00	"	18:19 -- Dennis	2	4:05 2h	1	Midtgaard	
W	RICE	Echenique	W	Opponent	0-2	19:06	"	19:21	"	17:28 -- Udeze	2	0:03 1h	2	Echenique, Udeze	
W	BAYLOR	Echenique	W	WSU	12-0	18:16	"	13:26	"	15:38 -- Stevenson	3	0:22 1h	3	Echenique, McDuffie, Stevenson	
L	at Oklahoma	Echenique	W	WSU	3-0	18:35	"	17:15	15:50	16:43 -- Udeze	2	2:06 1h	3	Burton, McDuffie, Udeze	
W	JACKSONVILLE ST.	Echenique	W	WSU	4-0	19:36	"	18:38	"	17:27 -- Poor Bear-Chandler	2	7:56 2h	2	Echenique (2)	
W	SOUTHERN MISS	Echenique	L	Opponent	0-2	18:47	"	19:24	"	14:48 -- Udeze / Dennis	2	9:01 2h	4	Echenique (3), McDuffie	
W	ORAL ROBERTS	Echenique	W	WSU	4-0	19:07	"	17:53	"	18:11 -- Udeze	1	1:29 1h	3	Echenique (2), McDuffie	
L	at VCU	Echenique	W	WSU	5-0	19:46	"	18:59	"	15:17 -- Burton / Udeze	2	1:10 1h	2	McDuffie, Udeze	
L	at Memphis *	Echenique	W	WSU	2-0	18:59	"	18:46	"	16:40 -- Poor Bear-Chandler / Stevenson	2	6:41 2h	1	Dennis	
L	at Houston *	Echenique	L	Opponent	0-2	17:57	"	19:12	"	15:02 -- Poor Bear-Chandler/Torres	2	8:13 2h	0	-	
W	UCF *	Echenique	L	WSU	2-0	19:14	"	18:34	"	15:33 -- Brown	0	-	1	McDuffie	
L	CINCINNATI *	Echenique	W	Opponent	0-5	16:38	"	18:17	17:41	16:55 -- Midtgaard	1	0:08 1h	0	-	
L	at USF *	Echenique	L	Opponent	0-4	19:47	"	15:11	"	18:17 -- Midtgaard	1	11:01 1h	1	Echenique	
L	at UConn *	Echenique	W	Opponent	0-10	14:56	12:59	19:40	"	17:13 -- Torres / Udeze	0	-	1	Dennis	
W	SMU *	Echenique	L	Opponent	0-2	19:04	"	19:16	"	15:52 -- Dennis/Midtgaard/Torres	3	7:07 1h	5	Midtgaard (3), Burton, Echenique	
W	TULSA *	Echenique	W	Opponent	0-3	18:10	"	18:42	"	16:39 -- Midtgaard	1	12:58 2h	2	Dennis, McDuffie	
W	at ECU *	Echenique	W	WSU	2-0	18:54	"	18:31	"	16:12 -- Midtgaard/Dennis	2	3:01 1h	1	Midtgaard	
W	TULANE *	Echenique	W	Opponent	0-3	19:11	"	19:27	"	16:36 -- Midtgaard	1	0:14 1h	1	McDuffie	
L	at Cincinnati *	Echenique	L	Opponent	0-3	19:15	"	18:45	"	16:53 -- Dennis / Midtgaard	3	2:24 1h	2	Midtgaard (2)	
W	at Tulsa *	Midtgaard	W	WSU	3-0	17:43	"	17:33	"	18:28 -- Echenique	0	-	1	Brown	
L	MEMPHIS *	Midtgaard	L	Opponent	0-2	19:03	"	19:35	"	17:12 -- Echenique	3	12:25 2h	3	Echenique (2), Midtgaard	
W	UConn *	Echenique	W	WSU	5-0	19:32	"	18:32	"	16:14 -- Midtgaard	1	0:07 2h	1	Midtgaard	
W	at SMU *	Echenique	L	WSU	4-0	19:19	"	18:28	"	17:11 -- Midtgaard	1	0:49 1h	1	Dennis	
W	ECU *	Echenique	L	Opponent	0-4	17:27	16:53	19:34	"	16:31 -- Midtgaard	0	-	2	Dennis, Midtgaard	
W	at Tulane *	Echenique	L	Opponent	0-2	19:08	"	19:35	"	17:12 -- Midtgaard	3	2:33 1h	1	Echenique	
W	vs. ECU +	Echenique	W	Opponent	0-4	17:43	17:05	19:11	"	17:43 -- Midtgaard	2	0:01 1h	0	-	
W	vs. Temple +	Echenique	W	Opponent	0-6	17:13	"	19:29	"	14:29 -- Midtgaard	2	11:57 2h	4	Dennis (2), Midtgaard (2)	
L	vs. Cincinnati +	Echenique	W	Opponent	0-2	18:17	"	18:03	"	17:43 -- Midtgaard	2	12:30 2h	1	Burton	
W	at Furman (NIT)	Echenique	W	WSU	3-0	19:33	"	19:07	"	16:14 -- Midtgaard / Stevenson	2	1:02 2h	2	Echenique (2)	

In 2016-17, Marshall called 37 timeouts in 36 games, with 16 of those coming in the second half. The Shockers called just five full timeouts the entire season... In 2017-18 WSU called 38 times out 33 games and used just six full timeouts for the year.

! = WSU called two first-half timeouts

**WSU TIMEOUT CHART (34 games)**

	30s	Full	Total
1st Half	16	-	16
2nd Half	33	6	39
Overtime	-	1	1
Total	49	7	56



GAME 1 | LOUISIANA TECH

Nov. 6, 2018 | Wichita, Kan. | Charles Koch Arena

Scoreboard for Game 1: Louisiana Tech 39, Wichita St. 29.

- Nine of the 12 players who saw action were making their Shocker debut. Seven of them were freshmen. WSU had at least three freshmen on the floor for over half the game (21:39) and went with four for 11 of the 40 minutes.

LOUISIANA TECH (1-0)

Player statistics for Louisiana Tech: DURIJ, Anthony; POWELL, Oliver; ARCHIBALD, Amorje; BRACEY, Daquan; CHRISTON, Exavian; LANGSTON, Ra'Shawn; JEAN, Derric; PEMBERTON, Jacobly; THOMAS, Stacey; MUHAMMED, Mo.

Summary statistics for Louisiana Tech: TOTAL FG%, 3-Pt. FG%, F Throw %.

WICHITA STATE (0-1)

Player statistics for Wichita State: McDUFFIE, Markis; MIDTGAARD, Asbjorn; BURTON, Jamarius; TORRES, Ricky; HAYNES-JONES, Samaj; DENNIS, Dexter; BROWN, Rod; STEVENSON, Erik; UDEZE, Morris; ECHENIQUE, Jaime; MOORE, Chance; PB-CHANDLER, Isaiah.

Summary statistics for Wichita State: TOTAL FG%, 3-Pt. FG%, F Throw %.

Attendance: 10,267 Officials: Joe Lindsay, Mike Nance, Owen Shortt Points in the paint-LATECH 28,WICH 22. Points off turnovers-LATECH 18,WICH 13.

GAME 2 | vs. PROVIDENCE (VETERANS CLASSIC)

Nov. 9, 2018 | Annapolis, Md. | Alumni Hall

Scoreboard for Game 2: Wichita St. 44, Providence 39.

- WSU downed Providence, 83-80, in front of a sellout crowd at the U.S. Naval Academy to the lead off the fifth annual Veterans Classic doubleheader.

WICHITA STATE (1-1)

Player statistics for Wichita State: McDUFFIE, Markis; ECHENIQUE, Jaime; DENNIS, Dexter; BURTON, Jamarius; HAYNES-JONES, Samaj; TORRES, Ricky; BROWN, Rod; STEVENSON, Erik; UDEZE, Morris; PB-CHANDLER, Isaiah.

Summary statistics for Wichita State: TOTAL FG%, 3-Pt. FG%, F Throw %.

PROVIDENCE (1-1)

Player statistics for Providence: YOUNG, Kalif; DUKE, David; REEVES, A.J.; DIALLO, Alpha; JACKSON, Isaiah; WATSON, Nate; ASHTON-LANGFORD, Mak; MONROE, Kris; WHITE, Maliek; NICHOLS, Jimmy; HOLT, Emmitt; EDWARDS, Drew.

Summary statistics for Providence: TOTAL FG%, 3-Pt. FG%, F Throw %.

Officials: Mike Roberts, LaMar Simpson, Roger Ayers Technical fouls: None. Attendance: 5,710 Points in the paint-WICH 34,PC 28. Points off turnovers-WICH 20,PC 25.

GAME 3 | vs. DAVIDSON (CHARLESTON CLASSIC)

Nov. 15, 2018 | Charleston, S.C. | TD Arena | Quarterfinals

Scoreboard for Game 3: Davidson 32, Wichita St. 21.

- Defenses dominated in WSU's Charleston Classic quarterfinal matchup with Davidson.

WICHITA STATE (1-2)

Player statistics for Wichita State: McDUFFIE, Markis; ECHENIQUE, Jaime; DENNIS, Dexter; BURTON, Jamarius; HAYNES-JONES, Samaj; TORRES, Ricky; STEVENSON, Erik; UDEZE, Morris; MIDTGAARD, Asbjorn.

Summary statistics for Wichita State: TOTAL FG%, 3-Pt. FG%, F Throw %.

DAVIDSON (3-0)

Player statistics for Davidson: BRAJKOVIC, Luka; GUDMUNDSSON, Jon Ax.g; PRITCHETT, KiShawn.g; GRADY, Kellan.g; FRAMPTON, Luke.g; EKWU, Nathan.g; COLLINS, Carter.g; KOVACEVIC, Dusan.g; CZERAPOWICZ, David.g.

Summary statistics for Davidson: TOTAL FG%, 3-Pt. FG%, F Throw %.

Officials: John Higgins, Paul Janssen, John Gaffney Technical fouls: None Attendance: 4,017. Points in the paint-WICH 18,DAV 18. Points off turnovers-WICH 14,DAV 14.

**GAME 4 | vs. APPALACHIAN ST. (CHARLESTON CL.)**

Nov. 16, 2018 | Charleston, S.C. | TD Arena | Consolation Semis  
 Appalachian St. ....35 41 - 76  
 Wichita St. ....44 38 - 82

- ▶ **Markis McDuffie** scored 15 of his team-high 24 points over the final six minutes. He was 7-of-12 from the field, including 4-of-6 from three.
- ▶ **Jaime Echenique** logged WSU's first double-double of the year, finishing with 12 points and 11 rebounds.
- ▶ **Jamarius Burton** and **Samajae Haynes-Jones** scored 14 points each. Burton added six assists with just two turnovers.
- ▶ **Erik Stevenson** snagged nine rebounds to go with six points, three assists and two steals.
- ▶ **Justin Forrest** (28 points, seven rebounds) had a big night for App State. He was 4-for-5 from deep. **Ronshad Shabazz** added 17 points.
- ▶ WSU trailed 31-25 near the 7:00-mark of the first half but closed the period with a 19-4 push. The Shockers held the Mountaineers to just one field goal over the final 7:27 before halftime and led 44-35 heading into the locker room.
- ▶ WSU trailed 66-61 with 6:18 to go when its senior leader took over. McDuffie scored points on four of the next five Shocker possessions. His three at the 6:03-mark made it a two-point game. Another with 4:08 to go put WSU back in front, 69-68.
- ▶ The Shockers led the rest of the way. McDuffie nailed his third-straight triple to make it 72-68. His layup pushed the lead to five, 75-70, with 1:45 to go.

**APPALACHIAN STATE (1-3)**

##	Player	fg	3pt	ft	tr	pf	tp	a	to	blk	s	min	
00	JOHNSON, Isaac	f	2-3	0-0	3-4	4	3	7	2	1	0	1	28
32	JOHNSON, Tyrell	f	2-5	2-2	1-2	2	2	7	2	1	0	1	26
50	SEACAT, Hunter	f	4-5	0-0	1-4	4	3	9	3	3	1	0	29
01	FORREST, Justin	g	9-15	4-5	6-10	7	1	28	2	2	0	0	35
02	SHABAZZ, Ronshad	g	6-16	3-9	2-4	5	1	17	3	3	0	1	35
04	WILLIAMS, O'Shown	g	0-2	0-1	0-0	1	2	0	2	0	0	0	16
11	BATTLE, Joseph	g	1-2	0-0	0-0	0	1	2	0	0	0	0	11
20	DELPH, Adrian	g	0-2	0-2	0-0	2	1	0	1	1	1	0	11
22	GYLFASON, Breki	g	2-5	2-5	0-0	1	2	6	0	1	0	0	9
TEAM		-	-	-	3	0	0	0	1	0	0	0	0
Totals.....		26-55	11-24	13-24	29	16	76	14	13	2	3	200	

TOTAL FG% 1st Half: 13-29 44.8% 2nd Half: 13-26 50.0% Game: 47.3%  
 3-Pt. FG% 1st Half: 7-16 43.8% 2nd Half: 4-8 50.0% Game: 45.8%  
 F Throw % 1st Half: 2-7 28.6% 2nd Half: 11-17 64.7% Game: 54.2%

**WICHITA STATE (2-2)**

##	Player	fg	3pt	ft	tr	pf	tp	a	to	blk	s	min	
01	McDUFFIE, Markis	f	7-12	4-6	6-6	2	3	24	0	1	1	1	31
21	ECHENIQUE, Jaime	f	5-7	2-2	0-0	11	4	12	3	3	1	0	22
00	DENNIS, Dexter	g	1-3	0-2	0-0	0	3	2	0	0	0	0	16
02	BURTON, Jamarius	g	6-8	0-0	2-5	2	1	14	6	2	0	1	31
04	HAYNES-JONES, Samaj	g	5-17	2-6	2-2	3	2	14	2	1	0	0	38
03	TORRES, Ricky	g	0-1	0-1	0-0	1	0	0	0	0	0	0	7
05	BROWN, Rod	g	0-0	0-0	2-2	2	0	2	0	0	0	1	8
10	STEVENSON, Erik	g	2-5	1-3	1-2	9	3	6	3	3	0	2	26
12	UDEZE, Morris	g	3-5	0-0	0-0	4	3	6	1	0	1	1	18
22	MOORE, Chance	g	1-1	0-0	0-0	0	1	2	0	0	0	0	3
33	MIDTGAARD, Asbjorn	g	0-0	0-0	0-0	0	1	0	0	1	0	0	0
TEAM		-	-	-	1	0	0	0	0	0	0	0	0
Totals.....		30-59	9-20	13-17	35	21	82	15	11	3	6	200	

TOTAL FG% 1st Half: 17-35 48.6% 2nd Half: 13-24 54.2% Game: 50.8%  
 3-Pt. FG% 1st Half: 5-11 45.5% 2nd Half: 4-9 44.4% Game: 45.0%  
 F Throw % 1st Half: 5-7 71.4% 2nd Half: 8-10 80.0% Game: 76.5%

**Officials:** Ray Natali, Jeb Hartness, John Hampton **Technical fouls:** None. **Attendance:** 4,135 **Points in the paint:** APP 24, WICH 38. **Points off turnovers:** APP 10, WICH 11. **2nd chance points:** APP 12, WICH 15. **Fast break points:** APP 6, WICH 8. **Bench points:** APP 8, WICH 16. **Score tied:** 2 times. **Lead changed:** 7 times. **Last FG:** APP 2nd-01:31, WICH 2nd-00:03. **Largest lead:** APP by 6 1st-07:56, WICH by 9 1st-00:04. **APP led for:** 17:10. **WICH led for:** 21:27. **Game was tied for:** 01:23.

**GAME 5 | vs. ALABAMA (CHARLESTON CLASSIC)**

Nov. 18, 2018 | Charleston, S.C. | TD Arena | 5<sup>th</sup> Place Game  
 Alabama (rv/rv).....46 44 - 90  
 Wichita St.....34 52 - 86

- ▶ **Markis McDuffie** scored a game-high 26 points on 8-of-13 shooting and snagged eight rebounds.
- ▶ **Dexter Dennis** scored 15 of his 19 points in the second half. He made all five of his second-half attempts and grabbed four offensive rebounds.
- ▶ **Samajae Haynes-Jones** and **Jaime Echenique** added 13-each.
- ▶ A 65% free throw shooting team in its first four games, Alabama hit 31-of-33 foul shots, including 23-of-24 in the second half.
- ▶ **Kira Lewis Jr.** paced Alabama with 24 points in 33 minutes. He was 11-for-11 at the foul line. **Alex Reese** added 19 points in 15 minutes off the bench.
- ▶ Freshman **Erik Stevenson** made his first career start.
- ▶ WSU led 14-12 before a 17-2 Alabama run. The Shockers closed it to 33-30 (3:55) but went the rest of the half without a field goal. The Tide made another 10-2 push for a 12-point halftime lead.
- ▶ Dennis' three-pointer tied the game at 69 with 7:15 to play in the game, but a Reese three and a Lewis layup put Alabama back in front, 77-71 (4:20). UA hit 13-of-14 free throw attempts over the last four minutes.
- ▶ WSU and Alabama have split six games over the past nine seasons. The Tide lead the all-time series 5-4.
- ▶ McDuffie made the all-tournament team. In three Charleston Classic games he averaged 22.7 points on 9-of-16 three-point shooting.

**ALABAMA (4-1)**

##	Player	fg	3pt	ft	tr	pf	tp	a	to	blk	s	min
00	HALL, Donta	f	0-1	0-0	2-2	1	2	2	1	1	1	15
30	SMITH, Galin	f	2-3	0-0	2-2	1	2	6	0	2	0	19
02	LEWIS Jr., Kira	g	6-9	1-2	11-11	4	2	24	0	0	0	33
10	JONES, Herbert	g	5-11	2-3	1-2	6	5	13	1	4	0	29
23	PETTY Jr., John	g	4-8	3-6	2-2	5	1	13	2	1	0	36
03	REESE, Alex	g	4-7	2-5	9-10	2	1	19	1	1	0	15
05	JOHNSON Jr., Avery	g	0-1	0-0	0-0	2	0	0	1	0	0	8
12	INGRAM, Dazon	g	2-3	0-0	4-4	4	8	5	2	0	0	25
34	MACK, Tevin	g	2-6	1-3	0-0	4	2	5	1	0	0	20
TEAM		-	-	-	3	0	0	0	1	0	0	0
Totals.....		25-49	9-19	31-33	32	19	90	14	12	1	1	200

TOTAL FG% 1st Half: 16-27 59.3% 2nd Half: 9-22 40.9% Game: 51.0%  
 3-Pt. FG% 1st Half: 6-11 54.5% 2nd Half: 3-8 37.5% Game: 47.4%  
 F Throw % 1st Half: 8-9 88.9% 2nd Half: 23-24 95.8% Game: 93.9%

**WICHITA STATE (2-3)**

##	Player	fg	3pt	ft	tr	pf	tp	a	to	blk	s	min
01	McDUFFIE, Markis	f	8-13	2-4	8-9	8	1	26	0	0	1	34
21	ECHENIQUE, Jaime	f	5-11	1-3	2-4	2	3	13	0	1	1	30
02	BURTON, Jamarius	g	1-4	0-1	3-4	3	3	5	1	1	0	20
04	HAYNES-JONES, Samaj	g	5-11	2-6	1-1	1	3	13	2	1	0	33
10	STEVENSON, Erik	g	0-5	0-3	2-2	1	2	2	0	0	0	13
00	DENNIS, Dexter	g	7-9	1-2	4-5	5	3	19	1	2	0	26
03	TORRES, Ricky	g	1-5	0-4	2-2	2	4	4	5	0	0	25
05	BROWN, Rod	g	0-0	0-0	0-0	1	0	0	0	1	0	6
12	UDEZE, Morris	g	1-3	0-0	0-0	3	3	2	0	2	0	13
22	MOORE, Chance	g	0-0	0-0	0-0	0	0	0	0	0	0	3
33	MIDTGAARD, Asbjorn	g	1-1	0-0	0-0	0	3	2	0	0	0	6
44	PB-CHANDLER, Isaiah	g	0-0	0-0	0-0	0	0	0	0	0	0	1
TEAM		-	-	-	2	0	0	0	1	0	0	0
Totals.....		29-62	6-23	22-27	28	25	86	9	7	3	6	200

TOTAL FG% 1st Half: 12-27 44.4% 2nd Half: 17-35 48.6% Game: 46.8%  
 3-Pt. FG% 1st Half: 3-10 30.0% 2nd Half: 3-13 23.1% Game: 26.1%  
 F Throw % 1st Half: 7-8 87.5% 2nd Half: 15-19 78.9% Game: 81.5%

**Officials:** Joe DeRosa, Paul Janssen, John Hampton **Technical fouls:** None. **Attendance:** 2862 **Points in the paint:** UA 30, WICH 42. **Points off turnovers:** UA 10, WICH 11. **2nd chance points:** UA 9, WICH 18. **Fast break points:** UA 14, WICH 8. **Bench points:** UA 32, WICH 27. **Score tied:** 3 times. **Lead changed:** 3 times. **Last FG:** UA 2nd-04:20, WICH 2nd-00:11. **Largest lead:** UA by 13 1st-08:50, WICH by 2 1st-19:32. **UA led for:** 36:57. **WICH led for:** 00:42. **Game tied for:** 02:21.

**GAME 6 | RICE**

Nov. 25, 2018 | Wichita, Kan. | Charles Koch Arena  
 Rice.....24 37 - 61  
 Wichita St.....49 41 - 90

- ▶ **Erik Stevenson** =became the first WSU true freshman in nearly a decade to top 20 points in a game. His 21 points came on 5-of-9 shooting (4-of-8 from three). He also knocked down 7-of-9 free throw attempts.
- ▶ Rice scored on its first possession of the game, then turned it over on each of the next 10. WSU missed its first shot, then connected on 14 of the next 18.
- ▶ The Shockers used runs of 16-0 and 15-1 to take control. They led by as many as 28 points (40-12) near the five-minute mark of the first half.
- ▶ **Jaime Echenique** (6-of-9) scored 14 points and recorded a block and two steals. The junior has swatted at least one shot in each of the first six contests.
- ▶ **Markis McDuffie** scored 12 of his 14 points in the first 15 minutes to help the Shockers pull away and tacked on five assists and five rebounds. It was the senior's fifth-straight game in double-figures. **Dexter Dennis** added 11 points and a team-high six rebounds. **Ricky Torres** posted a team-high five assists in 20 minutes of action. He has yet to turn the ball over in six games as a Shocker, spanning 90 total minutes.
- ▶ WSU outshot Rice, 46.9% to 37.9%. Neither team fared well from deep. WSU hit 8-of-24 (.292) compared to 4-of-26 for Rice (.154). The teams finished even on the glass at 38-all, but WSU was +9 on turnovers (18-9).

**RICE (3-4)**

##	Player	fg	3pt	ft	tr	pf	tp	a	to	blk	s	min	
32	WILLIAMS, Jack	f	5-8	0-0	2-3	7	3	12	0	2	0	31	
42	MILLORA-BROWN, Q	f	3-4	0-0	1-2	4	2	7	0	2	0	24	
01	PARRISH, Josh	g	2-5	0-1	1-2	3	3	5	1	1	0	1	23
03	ADAMS, Ake	g	3-9	0-4	1-2	3	0	7	3	6	0	0	24
23	PETERSON, Drew	g	0-7	0-7	3-4	5	2	3	1	0	0	0	20
00	MOORE, Payton	g	0-5	0-2	0-0	1	2	0	3	0	0	0	17
02	MURPHY III, Trey	g	2-5	1-4	0-1	2	2	5	0	1	0	0	14
10	MARTIN, Robert	g	3-4	1-1	3-4	4	4	10	0	1	0	1	15
24	MULLINS, Chris	g	4-10	2-6	2-2	3	3	12	2	3	0	1	23
35	HARRISON, Tim	g	0-1	0-1	0-0	2	0	0	0	0	0	0	9
TEAM		-	-	-	5	0	0	0	1	0	0	0	
Totals.....		22-58	4-26	13-20	38	21	61	10	17	0	3	200	

TOTAL FG% 1st Half: 7-26 26.9% 2nd Half: 15-32 46.9% Game: 37.9%  
 3-Pt. FG% 1st Half: 2-15 13.3% 2nd Half: 2-11 18.2% Game: 15.4%  
 F Throw % 1st Half: 8-12 66.7% 2nd Half: 5-8 62.5% Game: 65.0%

**WICHITA STATE (3-3)**

##	Player	fg	3pt	ft	tr	pf	tp	a	to	blk	s	min	
01	McDUFFIE, Markis	f	6-11	0-3	2-4	5	2	14	5	1	0	1	28
21	ECHENIQUE, Jaime	c	6-9	1-2	1-1	2	1	14	0	1	1	2	20
00	DENNIS, Dexter	g	3-6	1-3	4-4	6	2	11	3	0	0	1	28
03	TORRES, Ricky	g	0-4	0-2	0-0	1	3	0	5	0	0	1	21
04	HAYNES-JONES, Samaj	g	2-5	1-2	2-2	1	2	7	4	1	0	0	16
02	BURTON, Jamarius	g	2-5	0-2	1-2	2	0	5	2	2	0	0	19
05	BROWN, Rod	g	1-2	0-1									



GAME 7 | BAYLOR

Dec. 1, 2018 | Wichita, Kan. | Charles Koch Arena

Baylor.....	15	48	-	63
<b>Wichita St.</b> .....	44	27	-	71

- ▶ Wichita State played the perfect first half, then survived an imperfect second to defeat Baylor.
- ▶ The Shockers used first-half runs of 12-0, 18-1 and 11-0 to build an eye-opening 43-9 lead.
- ▶ Visiting Baylor countered with runs of 11-2, 9-0 and 16-1 after halftime to claw within 60-55 at the 3:47-mark before the Shockers managed to regroup.
- ▶ WSU's **Erik Stevenson** scored off a baseline inbound, and **Samajae Haynes-Jones** converted a three-point play in transition to restore order and preserve and statement win for the young Shockers.
- ▶ Haynes-Jones led all scorers with 21 points and set career-highs with six three-pointers and 10 rebounds. It was the senior's first career double-double.
- ▶ Stevenson added 18 points on 7-of-13 shooting for WSU (4-3), which won back-to-back games and moved over the .500-mark for the first time this year.
- ▶ The win gives WSU a sweep of its two-year home-and-home series with Baylor.
- ▶ WSU out-boarded Baylor, 44-37, in a battle of two of the decade's best rebounding teams. Neither offense shot better than 40% from the field.
- ▶ **Jaime Echenique** grabbed nine rebounds and became the first Shocker to block shots in each of the first seven games of a season since **Cliff Levingston** (1980).
- ▶ After 111 turnover-free minutes to begin his Shocker career, point guard **Ricky Torres** finally committed his first, midway through the second half.

BAYLOR (5-3)

##	Player	fg	3pt	ft	tr	pf	tp	a	to	blk	s	min
04	KEGLER, Mario	f	5-16	0-6	2-2	6	4	12	0	2	0	34
11	VITAL, Mark	f	3-4	0-0	3-4	8	3	9	2	3	2	33
25	CLARK, Tristan	f	5-8	0-1	2-3	8	2	12	1	3	3	29
03	MCCLURE, King	g	4-12	2-5	0-0	6	2	10	1	0	0	29
10	MASON, Makai	g	2-11	1-5	4-4	3	4	9	1	3	0	30
00	THAMBA, Flo	g	0-0	0-0	0-0	2	0	0	0	0	0	5
02	BANDOO, Devonte	g	1-5	0-2	0-0	2	0	2	0	1	0	17
12	BUTLER, Jared	g	2-3	1-2	0-0	0	0	5	0	1	0	12
24	MAYER, Matthew	g	1-3	0-1	2-3	1	1	4	0	1	0	11
TEAM		-	-	-	3	0						
Totals.....		23-62	4-22	13-16	37	18	63	5	13	6	4	200

TOTAL FG% 1st Half: 6-28 21.4% 2nd Half: 17-34 50.0% Game: 37.1%  
 3-Pt. FG% 1st Half: 1-12 8.3% 2nd Half: 3-10 30.0% Game: 18.2%  
 F Throw % 1st Half: 2-3 66.7% 2nd Half: 11-13 84.6% Game: 81.3%

WICHITA STATE (4-3)

##	Player	fg	3pt	ft	tr	pf	tp	a	to	blk	s	min
01	McDUFFIE, Markis	f	6-14	1-7	2-2	4	3	15	0	4	0	30
21	ECHENIQUE, Jaime	c	1-6	0-1	1-4	9	3	3	1	2	1	28
00	DENNIS, Dexter	g	2-7	0-2	1-2	6	1	5	1	0	0	31
03	TORRES, Ricky	g	2-4	0-2	0-0	0	0	4	3	1	0	21
04	HAYNES-JONES, Samaj	g	7-17	6-11	1-1	10	2	21	3	4	1	32
02	BURTON, Jamarius	g	0-1	0-0	0-0	1	1	0	0	0	0	24
05	BROWN, Rod	g	0-1	0-0	1-2	1	0	1	0	0	0	8
10	STEVENSON, Erik	g	7-13	3-8	1-2	5	2	18	2	1	0	22
12	UDEZE, Morris	g	0-0	0-0	0-0	0	2	0	0	0	0	3
33	MIDTGAARD, Asbjorn	g	0-0	0-0	1-2	0	0	1	0	0	0	2
44	PB-CHANDLER, Isaiah	g	1-3	0-1	1-2	4	3	3	3	2	0	9
TEAM		-	-	-	4	0						
Totals.....		26-66	10-32	9-17	44	17	71	13	15	3	6	200

TOTAL FG% 1st Half: 17-39 43.6% 2nd Half: 9-27 33.3% Game: 39.4%  
 3-Pt. FG% 1st Half: 9-23 39.1% 2nd Half: 1-9 11.1% Game: 31.3%  
 F Throw % 1st Half: 1-4 25.0% 2nd Half: 8-13 61.5% Game: 52.9%

**Officials:** Todd Austin, Chuck Jones, Doug Shows **Technical fouls:** None **Attendance:** 10,506 **Points in the paint:** BU 32, WICH 26. **Points off turnovers:** BU 18, WICH 20. **2nd chance points:** BU 15, WICH 19. **Fast break points:** BU 12, WICH 17. **Bench points:** BU 11, WICH 23. **Score tied:** 0 times. **Lead changed:** 0 times. **Last FG:** BU 2nd-00:01, WICH 2nd-00:51. **Largest lead:** BU None, WICH by 33 1st-02:40. **BU led** for 00:00. **WICH led** for 38:16. **Game was tied** for 01:44.

GAME 8 | at OKLAHOMA

Dec. 8, 2018 | Oklahoma City, Okla./ Chesapeake Energy Arena

Wichita St.....	27	21	-	48
<b>Oklahoma</b> (rw-1).....	35	45	-	80

- ▶ **Markis McDuffie** (19 points, seven rebounds, three steals) scored his 1,000<sup>th</sup> career point, but Wichita State otherwise struggled offensively.
- ▶ McDuffie -- playing his 100<sup>th</sup> game -- became the 1,000-point club's 47<sup>th</sup> member. Points 999-1000-1001 came on a three midway through the first half.
- ▶ Freshman guard **Erik Stevenson** tallied eight points, five rebounds and a pair of steals off the bench.
- ▶ WSU shot 24.2% -- its worst since a 14-of-66 (.212) effort at Tulsa on Dec. 6, 1997.
- ▶ OU's +19 rebounding edge (52-33) was the largest for a Shocker foe in exactly 20 years -- On Dec. 8, 1998, K-State went +20 (41-21) at Bramlage Coliseum.
- ▶ WSU's 48-point performance came on the 10th anniversary of its last sub-50-point game -- a 57-48 loss to TCU on Dec. 8, 2008.
- ▶ The Shockers trailed by eight at halftime, 35-27, despite shooting just 28 percent... McDuffie had 13 of his 19 points in the first 20 minutes... **Jaime Echenique's** three-pointer sliced the margin to five, 35-30, but OU outscored WSU 29-6 over the next 11 minutes.
- ▶ WSU's shooting slump deepened in the second half when it hit just 4-of-16 shots (1-of-11 from three).
- ▶ It was WSU's first 30+ point loss under Marshall and the school's first since Feb. 1, 2003 -- a 94-59 setback against Southern Illinois at the Kansas Coliseum.

WICHITA STATE (4-4)

##	Player	fg	3pt	ft	tr	pf	tp	a	to	blk	s	min
01	McDUFFIE, Markis	f	6-17	2-7	5-5	7	1	19	0	3	0	31
21	ECHENIQUE, Jaime	f	2-3	1-2	2-2	4	2	7	0	1	1	15
00	DENNIS, Dexter	g	0-6	0-1	0-0	4	0	1	3	1	0	32
03	TORRES, Ricky	g	1-4	0-3	0-0	3	0	2	3	1	0	25
04	HAYNES-JONES, Samaj	g	0-9	0-3	2-2	1	1	2	0	2	0	22
02	BURTON, Jamarius	g	1-5	0-2	2-2	1	4	0	1	0	0	17
05	BROWN, Rod	g	0-0	0-0	1-2	2	2	1	0	0	0	9
10	STEVENSON, Erik	g	3-11	2-9	0-0	5	5	8	1	1	0	21
11	FARRAKHAN, Eli	g	1-2	0-0	0-0	0	2	0	0	0	0	4
12	UDEZE, Morris	g	1-3	0-0	1-2	3	3	3	0	1	0	11
33	MIDTGAARD, Asbjorn	g	0-0	0-0	0-0	0	1	0	0	1	0	2
44	PB-CHANDLER, Isaiah	g	0-2	0-0	0-0	0	1	0	0	1	0	11
TEAM		-	-	-	2	0						
Totals.....		15-62	5-27	13-15	33	17	48	5	15	2	6	200

TOTAL FG% 1st Half: 9-32 28.1% 2nd Half: 6-30 20.0% Game: 24.2%  
 3-Pt. FG% 1st Half: 4-16 25.0% 2nd Half: 1-11 9.1% Game: 18.5%  
 F Throw % 1st Half: 5-5 100% 2nd Half: 8-10 80.0% Game: 86.7%

OKLAHOMA (8-1)

##	Player	fg	3pt	ft	tr	pf	tp	a	to	blk	s	min
21	DOOLITTLE, Kristian	f	3-5	0-0	0-0	8	4	6	0	1	0	21
35	MANEK, Brady	f	2-11	0-5	4-7	3	2	8	0	1	0	26
00	JAMES, Christian	g	5-11	3-6	1-2	13	0	14	2	5	1	33
02	CALIXTE, Aaron	g	3-6	2-3	2-2	3	1	10	3	3	0	19
03	REYNOLDS, Miles	g	3-6	1-3	7-7	4	2	14	2	2	0	29
01	ODOMES, Rashard	g	2-5	0-1	0-0	6	1	4	0	1	0	18
05	FREEMAN, Matt	g	3-5	3-5	2-2	3	1	11	0	3	0	22
22	GEHA, Patrick	g	1-1	0-0	0-0	0	0	2	0	0	0	1
24	BINIEMMY, Jamal	g	2-7	1-2	0-0	4	2	5	3	2	0	22
32	STRELLER, Read	g	0-0	0-0	0-0	0	0	0	0	0	0	1
44	POLLA, Hannes	g	2-2	0-0	2-2	3	2	6	0	1	0	8
TEAM		-	-	-	5	0						
Totals.....		26-59	10-25	18-22	52	15	80	10	18	2	7	200

TOTAL FG% 1st Half: 12-28 42.9% 2nd Half: 14-31 45.2% Game: 44.1%  
 3-Pt. FG% 1st Half: 6-13 46.2% 2nd Half: 4-12 33.3% Game: 40.0%  
 F Throw % 1st Half: 5-6 83.3% 2nd Half: 13-16 81.3% Game: 81.8%

**Officials:** Doug Simmons, Byron Jarrett, Owen Shortt **Technical fouls:** Wichita St.-TEAM (3:14 2h) **Attendance:** 7015 **Points in the paint:** WICH 16, OU 30. **Points off turnovers:** WICH 12, OU 19. **2nd chance points:** WICH 11, OU 10. **Fast break points:** WICH 2, OU 6. **Bench points:** WICH 18, OU 28. **Score tied:** 3 times. **Lead changed:** 1 time. **Last FG:** WICH 2nd-01:51, OU 2nd-00:47. **Largest lead:** WICH by 3 1st-18:35, OU by 32 2nd-00:10. **WICH led** for 02:45. **OU led** for 33:43. **Game was tied** for 03:32.

GAME 9 | JACKSONVILLE ST.

Dec. 12, 2018 | Wichita, Kan. | Charles Koch Arena

Jacksonville St.....	33	32	-	65
<b>Wichita St.</b> .....	37	32	-	69

- ▶ Down 60-59 with 5:47 to play, WSU held JSU scoreless for a five-minute stretch to key an 8-0 run.
- ▶ **Dexter Dennis** grabbed an offensive rebound and kicked out to **Samajae Haynes-Jones** (game-high 17 points) for a crucial three-pointer for a 64-60 lead with 1:40 to play.
- ▶ **Markis McDuffie** finished with 11 points and nine rebounds.
- ▶ The game pitted one of college basketball's least-experienced teams (WSU) against its polar opposite. Six of the nine JSU players that saw action were seniors. Two more were juniors. Six of the 10 Shockers were freshmen.
- ▶ WSU's size made all the difference. The Shockers were +11 on the boards, outscored JSU 42-18 in the paint and secured 14 offensive rebounds.
- ▶ **Jaime Echenique** (12 points, seven rebounds) scored 10 of the first 12 Shocker points to begin the game -- the last at the 13:42-mark of the first half -- before succumbing to foul trouble.
- ▶ **Morris Udeze** picked up the slack with eight points and eight rebounds off the bench. The pair were a combined 10-of-13 from the field.

JACKSONVILLE STATE (5-4)

##	Player	fg	3pt	ft	tr	pf	tp	a	to	blk	s	min
14	BURNELL, Jason	f	5-11	0-1	0-0	8	4	10	1	3	2	0
31	CUNNINGHAM, Christian	f	3-6	0-0	2-2	5	3	8	1	2	2	1
00	GREGORY, Jamall	g	2-10	1-3	5-6	2	3	10	3	3	1	5
04	HUDSON, Ty	g	5-11	3-5	2-2	7	2	15	0	3	0	28
23	HUNTER, Marlon	g	6-16	1-1	2-3	4	2	15	1	1	0	1
03	ZELIZNAK, Maros	g	1-2	0-0	0-0	1	0	2	1	0	0	15
10	DUNLAP, Maurice	g	2-6	1-4	0-0	0	1	5	3	0	0	0
11	CROSS, Jacara	g	0-0	0-0	0-0	0	0	0	0	0	0	2
15	ST. HILAIRE, Derek	g	0-1	0-1	0-0	3	0	2	0	0	0	13
TEAM		-	-	-	3	0						
Totals.....		24-63	6-15	11-13	33	15	65	12	12	5	7	200

TOTAL FG% 1st Half: 11-34 32.4% 2nd Half: 13-29 44.8% Game: 38.1%  
 3-Pt. FG% 1st Half: 3-6 50.0% 2nd Half: 3-9 33.3% Game: 40.0%  
 F Throw % 1st Half: 8-9 88.9% 2nd Half: 3-4 75.0% Game: 84.6%

WICHITA STATE (5-4)

##	Player	fg	3pt	ft	tr	pf	tp	a	to	blk	s	min
01	McDUFFIE, Markis	f	3-15	0-3	5-5	9	2	11	3	0	0	1
21	ECHENIQUE, Jaime	c	6-8	0-0	0-0	7	3	12	0	2	1	18
03	TORRES, Ricky	g	3-6	1-4	0-2	1	0	7	2	3	1	0
04	HAYNES-JONES, Samaj	g	7-16	3-7	0-0	6	2	17	3	4	0	0
10	STEVENSON, Erik	g	4-8	1-3	0-1	2	4	9	1	2	0	0
00	DENNIS, Dexter	g	1-6	0-1	1-2	8	0	3	1	0	1	1
02	BURTON, Jamarius	g	1-2	0-0	0-0	1	1	2	1	2	0	0
05	BROWN, Rod	g	0-0	0-0	0-0	0	0	0	0	0	0	0

**GAME 10 | SOUTHERN MISS**

Dec. 15, 2018 | Wichita, Kan. | INTRUST Bank Arena

Southern Miss.....	25	35	-	60
<b>Wichita St.</b> .....	<b>33</b>	<b>30</b>	-	<b>63</b>

- ▶ **Jaime Echenique** (17 points, 11 rebounds, 2 blocks) recorded his second double-double of the year.
- ▶ **Markis McDuffie** added 17 points and eight rebounds.
- ▶ **Samajae Haynes-Jones** played over 38 minutes (a career-high) and tallied 11 points and three assists.
- ▶ WSU trailed 60-59 with less than a minute to play but scored the last four points. Echenique's alley-oop from **Ricky Torres** provided the go-ahead basket with 40.7 seconds left.
- ▶ Down three, USM had an opportunity to tie the game on its last possession but missed three-straight free throws with 0.7 seconds to play.
- ▶ The Shockers led by 17 near the 14:00-mark but endured a five-minute scoring drought. **Dominic Magee's** layup with 53 seconds to play gave USM the lead.
- ▶ WSU held a 34-14 advantage in the paint and out-rebounded USM 48-31. The Shockers turned 15 offensive rebounds into 19 second-chance points (compared to four and three for USM).
- ▶ WSU improved 2-0 vs. Southern Miss and to 7-2 all-time at INTRUST Bank Arena.
- ▶ McDuffie passed Ron Heller and Bob Trogele for 42<sup>nd</sup> on WSU's career scoring list. He has 1,035 career points.

**SOUTHERN MISS (7-3)**

##	Player	fg	3pt	ft	tr	pf	tp	a	to	blk	s	min
32	HARPER-BAKER, Leonard f	2-6	0-1	1-7	2	2	5	0	3	2	3	34
55	GRIFFIN, Tyree c	2-11	2-7	6-8	5	2	12	8	1	0	1	37
00	MAGEE, Dominic g	4-10	2-5	0-4	4	3	10	0	3	0	0	27
01	EDWARDS, Cortez g	6-13	0-0	3-4	7	3	15	0	1	1	2	36
20	HOLLAND, Kevin g	0-1	0-0	0-0	1	1	0	0	0	0	1	14
03	WATSON, Gabe	0-2	0-1	3-5	3	1	3	2	1	0	0	17
11	DRAINE, LaDavius	3-6	3-5	0-0	3	1	9	0	0	0	0	21
12	ROWE, Tim	2-3	1-1	1-2	2	5	6	0	1	0	0	14
TEAM		-	-	-	4	0	-	-	-	-	-	-
Totals.....		19-52	8-20	14-26	31	18	60	10	3	7	200	
TOTAL FG%		1st Half: 9-29 31.0%		2nd Half: 10-23 43.5%		Game: 36.5%						
3-Pt. FG%		1st Half: 3-11 27.3%		2nd Half: 5-9 55.6%		Game: 40.0%						
FThrow %		1st Half: 4-8 50.0%		2nd Half: 10-18 55.6%		Game: 53.8%						

**WICHITA STATE (6-4)**

##	Player	fg	3pt	ft	tr	pf	tp	a	to	blk	s	min
01	McDUFFIE, Markis f	5-16	2-6	5-7	8	1	17	1	0	0	1	34
21	ECHENIQUE, Jaime c	8-12	0-0	1-2	11	4	17	0	3	2	0	22
03	TORRES, Ricky g	2-3	0-0	0-0	3	0	4	6	6	0	2	26
04	HAYNES-JONES, Samaj g	4-14	2-6	1-3	0	3	11	3	1	0	0	38
10	STEVENSON, Erik g	1-9	1-6	2-2	8	2	5	0	3	0	1	33
00	DENNIS, Dexter	0-0	0-0	1-4	2	2	1	0	0	0	0	6
02	BURTON, Jamarius	0-0	0-0	0-0	6	2	0	2	1	0	1	17
05	BROWN, Rod	2-2	0-0	0-0	2	0	4	0	0	0	0	6
12	UDEZE, Morris	1-4	0-0	2-5	4	2	4	2	1	2	0	17
33	MIDTGAARD, Asbjorn	0-0	0-0	0-0	0	0	0	0	0	0	0	1
TEAM		-	-	-	4	0	-	-	-	-	-	-
Totals.....		23-60	5-18	12-23	48	16	63	14	15	4	5	200
TOTAL FG%		1st Half: 14-32 43.8%		2nd Half: 9-28 32.1%		Game: 38.3%						
3-Pt. FG%		1st Half: 3-6 50.0%		2nd Half: 2-12 16.7%		Game: 27.8%						
FThrow %		1st Half: 2-7 28.6%		2nd Half: 10-16 62.5%		Game: 52.2%						

**Officials:** Robert Felder, Jose Carrion, Anthony Jordan **Technical fouls:** None.  
**Attendance:** 9,356 **Points in the paint-** USM 14, WICH 34. **Points off turnovers-** USM 18, WICH 16. **2nd chance points-** USM 3, WICH 19. **Fast break points-** USM 7, WICH 8. **Bench points-** USM 18, WICH 9. **Score tied-** 3 times. **Lead changed-** 7 times. **Last FG-** USM 2nd-00:53, WICH 2nd-00:36. **Largest lead-** USM by 2 1st-19:38, WICH by 17 2nd-13:56. **USM led for** 03:17. **WICH led for** 35:01. Game was tied for 01:42.

**GAME 11 | ORAL ROBERTS**

Dec. 19, 2018 | Wichita, Kan. / Charles Koch Arena

Oral Roberts.....	33	30	-	63
<b>Wichita State</b> .....	<b>36</b>	<b>48</b>	-	<b>84</b>

- ▶ **Markis McDuffie** scored 19 of his 25 points in the second half. It was his 10<sup>th</sup>-straight double-figure game.
- ▶ **Jaime Echenique** battled foul trouble but scored 19 points and six rebounds in 13 minutes.
- ▶ **Ricky Torres** scored a season-best 13 points and handed out six assists.
- ▶ WSU attempted 20 more shots than ORU thanks to a +10 rebounding margin and a +6 edge in turnovers. The Shockers outscored the Eagles 24-6 in points off turnovers and turned 17 offensive rebounds into 19 second-chance points.
- ▶ Former Shocker walk-on **Kaelen Malone** finished with 12 points, seven assists and one turnover in 37 minutes for ORU.
- ▶ WSU outscored ORU 30-15 over the last 12 minutes to push a six-point lead to 21.
- ▶ WSU leads the all-time series with ORU, 7-5.
- ▶ McDuffie hit his 100<sup>th</sup> career three-pointer. He's the 26<sup>th</sup> Shocker to reach that milestone.
- ▶ McDuffie passed Jamie Arnold, Tekele Cotton and Ernie Moore for 39<sup>th</sup> on WSU's career scoring list. He has 1,061 career points.

**ORAL ROBERTS (4-10)**

##	Player	fg	3pt	ft	tr	pf	tp	a	to	blk	s	min
14	WEAVER, DeShang f	1-3	1-2	0-0	4	0	3	1	1	1	0	22
21	SMITH, Kerwin f	0-1	0-0	0-0	3	4	0	0	0	0	0	19
22	LACIS, Francis f	0-0	0-0	0-0	2	2	0	0	2	0	0	3
23	NZEKWESE, Emmanuel f	7-10	1-3	2-2	6	3	17	0	2	0	0	34
10	KEARNIS, Sam g	4-12	3-9	1-2	2	1	12	2	1	0	0	26
00	OBANOR, Kevin	2-3	0-0	2-3	2	0	6	0	1	1	0	17
03	MALONE, Kaelen	5-11	2-4	0-0	5	1	12	7	1	0	1	37
11	JURGENS, Carlos	2-3	1-2	0-1	2	0	5	1	1	0	0	14
13	SAUNDERS, Aidan	1-4	0-1	2-4	0	2	4	1	1	0	0	18
33	AHMEDIC, Emir	0-0	0-0	0-0	1	2	0	0	3	0	0	6
34	MILLER, Chris	2-2	0-0	0-0	1	5	4	1	2	0	0	4
TEAM		-	-	-	3	0	-	-	-	-	-	-
Totals.....		24-49	8-21	7-12	31	20	63	13	16	2	1	200
TOTAL FG%		1st Half: 13-26 50.0%		2nd Half: 11-23 47.8%		Game: 49.0%						
3-Pt. FG%		1st Half: 5-11 45.5%		2nd Half: 3-10 30.0%		Game: 38.1%						
FThrow %		1st Half: 2-3 66.7%		2nd Half: 5-9 55.6%		Game: 58.3%						

**WICHITA STATE (7-4)**

##	Player	fg	3pt	ft	tr	pf	tp	a	to	blk	s	min
01	McDUFFIE, Markis f	6-13	3-7	10-10	3	3	25	0	2	0	1	19
21	ECHENIQUE, Jaime c	8-11	1-1	2-4	6	3	19	0	0	0	0	13
03	TORRES, Ricky g	6-9	1-3	0-0	1	2	13	6	1	1	0	31
04	HAYNES-JONES, Samaj g	5-12	3-5	0-0	3	2	13	2	2	0	0	32
10	STEVENSON, Erik g	1-9	0-3	0-0	8	4	2	5	1	0	0	33
02	BURTON, Jamarius	2-5	0-0	1-4	8	1	5	3	2	0	0	21
05	BROWN, Rod	1-4	0-0	0-0	3	0	2	0	2	0	0	16
11	FARRAKHAN, Eli	0-1	0-0	0-0	0	0	0	0	0	0	0	2
12	UDEZE, Morris	0-3	0-0	1-2	3	3	1	0	0	0	0	14
14	HERRS, Jacob	0-0	0-0	0-0	3	0	0	0	0	0	0	1
33	MIDTGAARD, Asbjorn	0-0	0-0	0-0	0	0	0	0	0	0	0	1
44	PB-CHANDLER, Isaiah	1-2	0-0	2-2	2	0	4	2	0	0	0	17
TEAM		-	-	-	4	0	-	-	-	-	-	-
Totals.....		30-69	8-19	16-22	41	18	84	18	10	1	1	200
TOTAL FG%		1st Half: 14-34 41.2%		2nd Half: 16-35 45.7%		Game: 43.5%						
3-Pt. FG%		1st Half: 1-8 12.5%		2nd Half: 7-11 63.6%		Game: 42.1%						
FThrow %		1st Half: 7-9 77.8%		2nd Half: 9-13 69.2%		Game: 72.7%						

**Officials:** Owen Shortt, Peter Juzenas, Byron Jarrett **Technical fouls:** Oral Roberts-MILLER, Chris. **Attendance:** 10,156 **Points in the paint-** ORU 26, WICH 32. **Points off turnovers-** ORU 6, WICH 24. **2nd chance points-** ORU 7, WICH 19. **Fast break points-** ORU 2, WICH 1. **Bench points-** ORU 31, WICH 12. **Score tied-** 1 time. **Lead changed-** 2 times. **Last FG-** ORU 2nd-00:40, WICH 2nd-00:50. **Largest lead-** ORU by 4 1st-15:34, WICH by 17 2nd-00:50. **ORU led for** 04:04. **WICH led for** 33:59. **Game was tied for** 01:24.

**GAME 12 | at VCU**

Dec. 22, 2018 | Richmond, Va. / Siegel Center

Wichita State.....	34	20	-	54
<b>VCU</b> .....	<b>37</b>	<b>33</b>	-	<b>70</b>

- ▶ Injuries, foul trouble and cold shooting start to the second-half doomed WSU in a 16-point loss at VCU.
- ▶ **Markis McDuffie** scored a team-high 16 points and **Jamarius Burton** added 12 points and eight rebounds.
- ▶ Isaac Vann paced VCU with 18 points to go with 15-each from De'Riante Jenkins and Marcus Evans.
- ▶ WSU played its second-straight game without freshman guard **Dexter Dennis** (concussion). Leading rebounder and shot-blocker **Jaime Echenique** left the game with a foot injury with 7:31 to go in the first half. By the 6:20-mark, each of the other four Shocker starters had picked up at least two fouls. **Samajae Haynes-Jones** was whistled for a third with 5:00 to go.
- ▶ McDuffie scored on an alley-oop and a three-pointer to give the Shockers a 30-27 lead with 3:23 to play in the half, but **Isaac Vann** (18 points) hit consecutive threes to put VCU in back in front for good.
- ▶ Despite the adversity (and 11 first-half turnovers), the Shockers trailed by just three point at the half. Cold shooting finally broke them. WSU missed its first 11 second-half shots and didn't score until the 12:10-mark. VCU capitalized with a 16-0 run to build its lead to 19.
- ▶ VCU shot 50% for the game to WSU's 36%. The Shockers were 6-of-26 from three. VCU was 5-of-25.
- ▶ WSU won the rebounding battle, 38-32, with help from 17 offensive rebounds.

**WICHITA STATE (7-5)**

##	Player	fg	3pt	ft	tr	pf	tp	a	to	blk	s	min
01	McDUFFIE, Markis f	5-15	3-8	3-5	4	4	16	1	3	0	0	31
21	ECHENIQUE, Jaime c	2-3	0-0	0-0	1	0	4	0	0	0	0	9
03	TORRES, Ricky g	0-3	0-2	0-0	2	3	0	2	7	0	1	29
04	HAYNES-JONES, Samaj g	4-10	2-7	0-0	5	4	10	1	0	0	0	18
10	STEVENSON, Erik g	1-7	0-5	0-0	3	3	2	3	3	0	1	33
02	BURTON, Jamarius	4-8	1-2	3-4	8	1	12	3	2	0	0	32
05	BROWN, Rod	1-4	0-1	0-0	2	0	2	0	0	0	1	13
11	FARRAKHAN, Eli	0-1	0-0	0-0	0	0	0	0	0	0	0	4
12	UDEZE, Morris	3-6	0-0	0-1	6	2	6	0	1	0	0	19
33	MIDTGAARD, Asbjorn	1-1	0-0	0-0	2	0	2	0	0	0	1	3
44	PB-CHANDLER, Isaiah	0-1	0-1	0-0	2	1	0	0	0	0	0	9
TEAM		-	-	-	3	0	-	-	-	-	-	-
Totals.....		21-59	6-26	6-10	38	18	54	10	17	1	3	200
TOTAL FG%		1st Half: 14-29 48.3%		2nd Half: 7-30 23.3%		Game: 35.6%						
3-Pt. FG%		1st Half: 5-13 38.5%		2nd Half: 1-13 7.7%		Game: 23.1%						
FThrow %		1st Half: 1-3 33.3%		2nd Half: 5-7 71.4%		Game: 60.0%						

**VCU (8-4)**

##	Player	fg	3pt	ft	tr	pf	tp	a	to	blk	s
----	--------	----	-----	----	----	----	----	---	----	-----	---

GAME 13 | at Memphis\*

Jan. 3, 2019 | Memphis, Tenn. / FedExForum

Wichita State	32	42	-	74
Memphis	44	41	-	85

- ▶ **Markis McDuffie** scored 19 points and **Samajae Haynes-Jones** added 15 points and six assists.
- ▶ **Ricky Torres** dished out a career-high eight assists in 23 turnover-free minutes.
- ▶ **Isaiah Poor Bear-Chandler** saw extended action in the absence of **Morris Udeze** (shoulder) and made the most of the opportunity. He scored 10 of his 12 points in the first half and played a career-high 22 minutes.
- ▶ **Kyvon Davenport** paced Memphis with 25 points.
- ▶ Memphis (50.0%) outshot the Shockers (39.4%) from the field and outscored them by 19 at the foul line. The Tigers were +4 in turnovers (15-11) and +6 on the boards (35-29).
- ▶ The Shockers' 33 three-point attempts tied for the fourth-highest single-game total in school history. Haynes-Jones' 12 attempts also tied for the third-most by a Shocker individual. WSU made 10 three-pointers but shot just 30.3% from deep.
- ▶ WSU shot 100% at the foul line, albeit on just six attempts. Memphis went to the line 31 times and sank 25. The Tigers outscored the Shockers, 44-26 in the paint and 20-11 off turnovers.
- ▶ WSU led 20-16 near the 7:30-mark of the first half but was outscored 28-12 over the remainder of the half. The Shockers rallied several times in the second half but could no closer than four points.
- ▶ The Shockers return to FedExForum in 10 weeks for the American Athletic Conference Tournament.

WICHITA STATE (7-6, 1-0)

#	Player	fg	3pt	ft	tr	pf	tp	a	to	blk	s	min
01	McDUFFIE, Markis	f 7-17	3-9	2-2	5	1	19	1	2	0	1	38
21	ECHENIQUE, Jaime	c 4-8	0-1	0-0	4	4	8	0	2	2	1	18
00	DENNIS, Dexter	g 4-8	2-6	2-2	5	2	12	1	1	1	0	34
03	TORRES, Ricky	g 1-4	0-2	0-0	1	2	8	0	0	1	1	24
04	HAYNES-JONES, Samaj	g 5-17	3-12	2-2	1	2	15	6	5	0	1	36
02	BURTON, Jamarius	g 3-4	0-0	0-0	3	3	6	2	2	1	1	15
05	BROWN, Rod	g 0-0	0-0	0-0	0	1	0	0	0	0	0	2
10	STEVENSON, Erik	g 0-1	0-1	0-0	1	4	0	3	1	2	0	11
33	MIDTGAARD, Asbjorn	g 0-0	0-0	0-0	1	0	0	0	0	0	0	1
44	PB-CHANDLER, Isaiah	g 5-7	2-2	0-0	5	4	12	0	1	0	0	21
TEAM												
Totals		29-66	10-33	6-6	29	22	74	21	14	6	5	199
TOTAL FG%		1st Half: 13-33 39.4%	2nd Half: 16-33 48.5%		Game: 43.9%							
3-Pt. FG%		1st Half: 5-19 26.3%	2nd Half: 5-14 35.7%		Game: 30.3%							
FThrow %		1st Half: 1-1 100%	2nd Half: 5-5 100%		Game: 100%							

MEMPHIS (9-5, 1-0)

#	Player	fg	3pt	ft	tr	pf	tp	a	to	blk	s	min
04	THORNTON, Raynere	f 0-0	0-0	0-0	3	4	0	0	3	0	0	16
10	PARKS, Mike	f 4-4	0-0	0-0	4	2	8	0	2	2	3	19
01	HARRIS, Tyler	g 2-8	0-3	2-2	3	2	6	4	1	0	1	29
03	MARTIN, Jeremiah	g 2-11	1-4	6-7	2	1	11	3	0	0	0	30
11	JONES, Antwan	g 7-9	1-1	1-1	1	0	16	0	2	0	1	21
00	DAVENPORT, Kyvon	g 7-11	2-4	9-11	5	4	25	0	0	0	1	26
02	LOMAX, Alex	g 4-4	0-0	0-1	8	0	8	5	1	0	3	25
05	BREWTON, Kareem	g 2-4	0-1	5-6	1	0	9	0	1	0	3	20
14	MAURICE, Isaiah	g 0-5	0-1	2-2	3	3	2	0	1	0	0	14
TEAM												
Totals		28-56	4-14	25-31	35	16	85	12	11	2	12	200
TOTAL FG%		1st Half: 15-31 48.4%	2nd Half: 13-25 52.0%		Game: 50.0%							
3-Pt. FG%		1st Half: 2-10 20.0%	2nd Half: 2-4 50.0%		Game: 28.6%							
FThrow %		1st Half: 12-16 75.0%	2nd Half: 13-15 86.7%		Game: 80.6%							

**Officials:** Byron Jarrett, Pat Driscoll, Joe Lindsay **Technical fouls:** None.  
**Attendance:** 15,068 **Points in the paint-** WICH 26, MEM 44. **Points off turnovers-** WICH 11, MEM 20. **2nd chance points-** WICH 6, MEM 10. **Fast break points-** WICH 9, MEM 29. **Bench points-** WICH 18, MEM 44. **Score tied-** 4 times. **Lead changed-** 7 times.  
**Last FG-** WICH 2nd-02:06, MEM 2nd-01:28. **Largest lead-** WICH by 4 1st-08:32, MEM by 16 2nd-06:04. **WICH led** for 07:40. **MEM led** for 27:28. **Game was tied** for 04:52.

GAME 14 | TEMPLE\*

Jan. 6, 2019 | Wichita, Kan. / Charles Koch Arena

Temple	32	42	11	85
Wichita St.	45	29	7	81

- ▶ A year losing a 14-point halftime lead in Wichita, Temple turned the tables, overcoming a 13-point hole to stun the Shockers in overtime.
- ▶ Tied at 63, WSU used an 11-0 run, sparked by six points from **Samajae Haynes-Jones**, took seemingly put the game out of reach. **Markis McDuffie's** three-pointer made it a 74-63 edge with 3:32 to play.
- ▶ Temple scored the last 11 points of regulation to force overtime – capped by **Shizz Alston Jr.'s** game-tying jumper with 34 seconds to go.
- ▶ Temple scored 30 points off WSU's season-high 21 turnovers, while committing only 11 of their own (+10).
- ▶ Each team had a pair of 20-point scorers: McDuffie (24) and Haynes-Jones (21) for WSU; Alston (22 total points) had seven of the Owls' 11 overtime tallies. **Nate Pierre-Louis** (21) supplied the other four.
- ▶ **Dexter Dennis** scored 14 points and finished with a team-high four assists. **Ricky Torres** led the rebounding with eight – a new personal-best.
- ▶ McDuffie never sat. He's the first Shocker in 23 years to play every minute of a game and the first in more than 24 years to do so in an overtime contest.

TEMPLE (11-3, 1-1)

#	Player	fg	3pt	ft	tr	pf	tp	a	to	blk	s	min
01	ROSE, Quinton	f 7-19	0-3	3-7	3	3	17	5	2	1	5	38
22	PERRY, De'Vondre	f 0-0	0-0	0-0	1	2	0	0	1	0	0	12
24	AFLAKPUI, Ernest	c 2-2	0-0	3-6	8	2	7	0	0	3	2	34
10	ALSTON, Jr., Shizz	g 8-18	2-9	4-4	2	2	22	3	3	0	2	42
15	PIERRE-LOUIS, Nate	g 8-17	0-4	5-9	8	2	21	3	3	0	2	42
00	MOORE II, Alani	g 3-5	2-3	0-0	0	2	8	0	1	0	1	19
04	MOORMAN II, J.P.	g 3-4	2-2	0-0	6	4	8	2	1	1	0	28
21	HAMILTON, Justyn	g 0-0	0-0	0-0	0	0	0	0	0	0	0	1
23	MOORE, Damion	g 0-0	0-0	2-2	2	2	2	0	0	2	0	9
TEAM												
Totals		31-65	6-21	17-28	34	19	85	13	11	7	12	225
TOTAL FG%		1st Half: 13-30 43.3%	2nd Half: 14-28 50.0%		Game: 47.7%							
3-Pt. FG%		1st Half: 2-7 28.6%	2nd Half: 3-11 27.3%		Game: 28.6%							
FThrow %		1st Half: 4-10 40.0%	2nd Half: 11-15 73.3%		Game: 60.7%							

WICHITA STATE (7-7, 0-2)

#	Player	fg	3pt	ft	tr	pf	tp	a	to	blk	s	min
01	McDUFFIE, Markis	f 7-17	3-7	7-8	7	1	24	1	5	0	1	45
21	ECHENIQUE, Jaime	c 2-5	0-1	0-0	2	4	4	0	2	1	1	15
00	DENNIS, Dexter	g 5-10	1-4	3-3	6	3	14	4	0	1	1	26
03	TORRES, Ricky	g 1-2	0-1	0-1	8	1	2	3	3	0	0	27
04	HAYNES-JONES, Samaj	g 10-18	2-6	0-1	4	2	22	3	3	0	2	44
02	BURTON, Jamarius	g 1-1	0-0	0-0	3	1	2	1	2	0	0	18
05	BROWN, Rod	g 0-0	0-0	0-0	0	0	0	0	0	0	0	0+
10	STEVENSON, Erik	g 0-3	0-3	1-2	2	5	1	1	2	0	0	20
12	UDEZE, Morris	g 0-0	0-0	0-0	0	0	0	0	1	0	0	6
44	PB-CHANDLER, Isaiah	g 5-7	0-0	2-2	6	2	12	0	2	0	0	24
TEAM												
Totals		31-63	6-22	13-17	41	19	81	13	21	2	5	225
TOTAL FG%		1st Half: 16-28 57.1%	2nd Half: 12-28 42.9%		Game: 49.2%							
3-Pt. FG%		1st Half: 4-9 44.4%	2nd Half: 2-10 20.0%		Game: 27.3%							
FThrow %		1st Half: 9-10 90.0%	2nd Half: 3-4 75.0%		Game: 76.5%							

**Officials:** Olandis Poole, Pat Driscoll, Doug Shows **Technical fouls:** None  
**Attendance:** 10,506 **Points in the paint-** TEM 40, WICH 46. **Points off turnovers-** TEM 30, WICH 11. **2nd chance points-** TEM 10, WICH 18. **Fast break points-** TEM 14, WICH 12. **Bench points-** TEM 18, WICH 15. **Score tied-** 8 times. **Lead changed-** 5 times. **Last FG-** TEM 0T-00:47, WICH 0T-00:42. **Largest lead-** TEM by 4 0T-00:47, WICH by 15 1st-07:15. **TEM led** for 03:31. **WICH led** for 37:04. **Game was tied** for 04:25.

GAME 15 | at Houston\*

Jan. 12, 2019 | Houston, Texas / Fertitta Center

Wichita St.	38	32	-	70
Houston (17/15)	33	46	-	79

- ▶ No. 17/15 Houston found its shooting touch in the second half to deny WSU's upset bid and preserve the nation's longest home winning streak (29-straight).
- ▶ **Markis McDuffie** scored a game-high 22 points on 4-of-7 three-point shooting. **Samajae Haynes-Jones** added 14 points in 35 minutes. **Dexter Dennis** tacked on eight points and a team-high six rebounds.
- ▶ **Corey Davis Jr.** (20 points) and **Armoni Brooks** (14) combined for seven three-pointers in the second half, and **Galen Robinson** dished out 11 assists with just two turnovers for Houston.
- ▶ McDuffie's three capped an 11-0 run and gave WSU's its largest lead of the night (27-19) at the 8:05-mark.
- ▶ WSU led 38-33 at halftime but was outscored 46-32 the rest of the way. Houston shot over 56% in the second half, including 7-of-14 from three, after making just 2-of-11 attempts in the first 20 minutes.
- ▶ UH used a 14-0 run to take a 48-40 lead with 14:08 to go... The Shockers scored the next seven points to regain momentum. McDuffie's four-point play put WSU in front, 56-55 at the 10:55-mark... Davis and Brooks connected on treys to key a 7-0 Houston run, and the hosts never trailed again.
- ▶ UH (ranked second nationally in field goal percentage defense) held WSU 38.9% shooting. The Shockers hit 9-of-25 from three and 19-of-23 at the foul line.

WICHITA STATE (7-8, 0-3)

#	Player	fg	3pt	ft	tr	pf	tp	a	to	blk	s	min
01	McDUFFIE, Markis	f 6-14	4-7	6-7	5	3	22	1	4	0	1	34
21	ECHENIQUE, Jaime	c 1-3	1-1	2-3	4	5	1	0	0	0	0	14
00	DENNIS, Dexter	g 3-7	1-4	1-2	6	3	8	1	4	0	0	31
02	BURTON, Jamarius	g 1-2	0-0	2-2	2	4	4	2	2	0	0	26
04	HAYNES-JONES, Samaj	g 6-16	2-7	0-0	2	1	14	2	0	0	2	36
03	TORRES, Ricky	g 1-4	0-1	2-2	2	0	4	1	1	0	1	13
05	BROWN, Rod	g 1-1	0-0	4-5	1	1	6	0	1	1	1	11
10	STEVENSON, Erik	g 1-2	1-2	0-0	2	3	3	1	2	0	0	9
12	UDEZE, Morris	g 0-0	0-0	0-0	2	2	0	0	0	0	0	5
33	MIDTGAARD, Asbjorn	g 1-1	0-0	0-0	0	2	2	2	0	0	0	9
44	PB-CHANDLER, Isaiah	g 0-4	0-2	2-2	3	2	2	1	1	0	0	12
TEAM												
Totals		21-54	9-24	19-23	33	26	70	12	15	1	5	200
TOTAL FG%		1st Half: 12-29 41.4%	2nd Half: 9-25 36.0%		Game: 38.9%							
3-Pt. FG%		1st Half: 5-12 41.7%	2nd Half: 4-12 33.3%		Game: 37.5%							
FThrow %		1st Half: 9-11 81.8%	2nd Half: 10-12 83.3%		Game: 82.6%							

HOUSTON (16-1, 3-1)

#	Player	fg	3pt	ft	tr	pf	tp	a	to	blk	s	min
24	BRADY, Breanon	f 1-2	0-0	3-4	5	5	1	0	1	0	1	16
35	WHITE Jr., Fabian	f 5-7	0-0	2-4	4	4	12	1	0	2	0	25
03	BROOKS, Armoni	g 5-15	4-11	0-0	5	1	14	0	3	1	2	36
05	DAVIS Jr, Corey	g 6-14	4-11	4-5	4	2	20	2	3	0	1	38
25	ROBINSON Jr., Galen	g 2-4	0-0	2-4	5	0	6	11	2	0	2	37
01	HARRIS Jr., Chris	g 0-0	0-0	1-3	1	0	1	0	0	1	1	3
11	HINTON, Nate	g 1-2	0-0	0-0	0	2	2	1	2	0	2	





GAME 16 | UCF\*

Jan. 16, 2019 | Wichita, Kan. / Charles Koch Arena

UCF [w/r/v] .....25 42 - 67
Wichita St. ....33 42 - 75

- ▶ Markis McDuffie scored 18 of his game-high 23 points in the second half, and the Shockers handed first-place UCF its first conference loss.
▶ WSU snapped a four-game losing streak (its longest since January, 2009).
▶ Against a UCF team that ranked 12th nationally in field goal percentage defense, WSU shot a season-high 51.9% and also cashed in 17-of-18 free throw attempts.
▶ WSU outrebounded UCF 20-5 in the second half.
▶ McDuffie was 9-of-15 from the field, 2-of-4 from deep, and topped 20-points for the third-straight game.
▶ Jaime Echenique had a personal-best four blocks.
▶ Seldom-used 7-footer Asbjorn Midtgaard set career-highs for points (6) and minutes (16).
▶ WSU led 33-25 at halftime. UCF shot 50% in the second half and nailed 6-of-9 threes to keep things interesting.
▶ Aubrey Dawkins was limited early by foul trouble but returned to score 16 of his team-high 22 points in the second half. He hit consecutive treys to slice the margin to 47-46 with 11 minutes to play.
▶ After UCF closed the gap to 65-63 with 2:07 to play, WSU used a 10-2 run to put the game out of reach. McDuffie took a charge, then converted an offensive rebound into two free throws. Samajae Haynes-Jones nailed a floater for a six-point lead. Midtgaard blocked a shot, and Jamarius Burton iced the game with two more free throws.

UCF (13-3, 3-1)

Table with columns: #, Player, fg, 3pt, ft, tr, pf, tp, a, to, blk, s, min. Includes player stats for Smith, Fall, Taylor, Allen, Dawkins, DeJesus, Griffin, Bertz, Brown, and team totals.

WICHITA STATE (8-8, 1-3)

Table with columns: #, Player, fg, 3pt, ft, tr, pf, tp, a, to, blk, s, min. Includes player stats for McDuffie, Echenique, Dennis, Burton, Haynes-Jones, Torres, Brown, Rod, Stevenson, Midtgaard, and PB-Chandler, and team totals.

Officials: Jerry Heater, Byron Jarrett, Joe Lindsay Technical fouls: None. Attendance: 10,211 Points in the paint-UCF 18, WICH 18. Points off turnovers-UCF 12, WICH 7. 2nd chance points-UCF 9, WICH 8. Fast break points-UCF 5, WICH 4. Bench points-UCF 14, WICH 13. Score tied-2 times. Lead changed-2 times. Last FG-UCF 2nd-00:04, WICH 2nd-00:27. Largest lead-UCF by 3 1st-15:31, WICH by 12 2nd-18:40. UCF led for 03:50. WICH led for 32:26. Game was tied for 03:44.

GAME 17 | CININNATI\*

Jan. 19, 2019 | Wichita, Kan. / Charles Koch Arena

Cincinnati [w/r/v] .....24 42 - 66
Wichita St. ....23 32 - 55

- ▶ UC broke open a close game in the final minutes.
▶ Markis McDuffie scored a game-high 21 points on 4-of-7 three-point shooting and shared the team lead with five rebounds. It was his fourth-consecutive 20+ point performance.
▶ Samajae Haynes-Jones netted 11 points. His three-pointer gave WSU a 46-45 lead with 7:00 to go.
▶ Back-to-back three-pointers from the Bearcats' Jarron Cumberland and Justin Jenifer gave Cincinnati the lead, 51-46, with 5:50 remaining, and WSU would get no closer than six the rest of the way.
▶ The Bearcats created additional separation over the next minute by sinking six-straight free throws, helped by a pair of technical fouls.
▶ Cumberland (18 points) and Jenifer (17 points) paced the Cincinnati offense in the contest, while Tre Scott and Nysier Brooks each snagged 10 boards.
▶ Cincinnati finished +12 on the glass (36-24). It was just the 18th time in 12 seasons that a Gregg Marshall team has been out-rebounded at Charles Koch Arena.

CININNATI (16-3, 5-1)

Table with columns: #, Player, fg, 3pt, ft, tr, pf, tp, a, to, blk, s, min. Includes player stats for Williams, Jenifer, Scott, Brooks, Cumberland, Moore, Fredericks, Broome, Diarra, and Nsoseme, and team totals.

WICHITA STATE (8-9, 1-4)

Table with columns: #, Player, fg, 3pt, ft, tr, pf, tp, a, to, blk, s, min. Includes player stats for Dennis, McDuffie, Burton, Haynes-Jones, Echenique, Torres, Brown, Rod, Stevenson, Midtgaard, and PB-Chandler, and team totals.

Officials: Pat Adams, Olandis Poole, Marques Pettigrew Technical fouls: Cincinnati-None. Wichita St.-Stevenson, Erik; TEAM. Attendance: 10,254 Points in the paint-CIN 14, WICH 18. Points off turnovers-CIN 10, WICH 16. 2nd chance points-CIN 14, WICH 11. Fast break points-CIN 2, WICH 2. Bench points-CIN 4, WICH 16. Score tied-3 times. Lead changed-12 times. Last FG-CIN 2nd-05:50, WICH 2nd-01:12. Largest lead-CIN by 11 2nd-05:18, WICH by 4 1st-12:06. CIN led for 29:07. WICH led for 07:01. Game was tied for 03:52.

GAME 18 | at USF\*

Jan. 22, 2019 | Tampa, Fla. / Yuengling Center

Wichita St. ....15 26 - 41
USF .....30 24 - 54

- ▶ WSU squandered a gritty defensive effort at USF.
▶ The Shockers forced 18 turnovers and held the host Bulls to 30% from the field but committed 20 turnovers of their own and hit just 28.3%. They were 2-of-18 from three and made just 9-of-22 free throw attempts.
▶ 41 points was WSU's lowest output in over 21 years, and a 15-point first half was a Marshall Era low.
▶ Markis McDuffie scored 11 points. Jamarius Burton and Jaime Echenique added eight each.
▶ David Collins paced USF with 13 points. Laquincy Rideau added 11 points, nine rebounds, five assists and four steals.
▶ WSU trailed 30-15 at halftime (its lowest-scoring half under Marshall) after shooting 22.7% and missing all eight three-point attempts.
▶ It was a 37-20 game at the 11:50-mark before the Shockers rallied. They scored 21 of their 41 points over the final 11:30. An 11-0 run pulled WSU to within 37-31 with 7:16 to play. Burton nailed two free throws to slice the margin to five, 42-37, with 4:48 left. USF answered with consecutive treys from Alexis Yetna and Collins to bump the lead back to 11.
▶ The Shockers trailed wire-to-wire for the first time since a Dec. 17, 2016 loss to Okla. St. and for just the third time in the past eight seasons. It was the first wire-to-wire conference loss since the 2009 MVC finale at SIU.
▶ WSU finished +2 on the boards against a USF that came in ranked 13th nationally in rebound margin.

WICHITA STATE (8-10, 1-5)

Table with columns: #, Player, fg, 3pt, ft, tr, pf, tp, a, to, blk, s, min. Includes player stats for McDuffie, Echenique, Dennis, Burton, Haynes-Jones, Torres, Brown, Rod, Stevenson, Farrahan, Udeze, Midtgaard, and PB-Chandler, and team totals.

USF (13-6, 3-4)

Table with columns: #, Player, fg, 3pt, ft, tr, pf, tp, a, to, blk, s, min. Includes player stats for Durr, Yetna, Collins, Rideau, Brown, Castaneda, Kiir, Lang, and Maricevic, and team totals.

Officials: Anthony Jordan, Tony Greene, Lee Cassell Technical fouls: None. Attendance: 3,153 Points in the paint-WICH 20, USF 18. Points off turnovers-WICH 11, USF 8. 2nd chance points-WICH 6, USF 8. Fast break points-WICH 4, USF 5. Bench points-WICH 6, USF 12. Score tied-0 times. Lead changed-0 times. Last FG-WICH 2nd-03:46, USF 2nd-03:19. Largest lead-WICH None, USF by 18 2nd-14:45. WICH led for 00:00. USF led for 39:47. Game was tied for 00:13.

GAME 19 | at UConn\*

Jan. 26, 2019 | Storrs, Conn./ Gampel Pavilion

Wichita St.....	28	32	-	60
UConn.....	43	37	-	80

- ▶ Freshman **Jamarius Burton** scored a career-high 16 points but WSU couldn't keep pace with hot-shooting UConn at Gampel Pavilion.
- ▶ Each of the four series meetings between the schools have come in front of capacity crowds.
- ▶ UConn shot 50% and knocked down 11-of-24 from three. WSU missed its first 10 field goal attempts and finished the game at 33.8% (4-of-16 from deep).
- ▶ Burton played 29 minutes and hit 6-of-12 shots.
- ▶ Fellow freshman **Erik Stevenson** added 12 points on 4-of-9 shooting in 22 minutes of work.
- ▶ **Markis McDuffie** failed to score in double-figures for the first time since the season opener. His run of 17-straight double-digit games was the Marshall Era's second-longest. McDuffie's streak of nine-consecutive games with at least two three-pointers also ended – one shy of the school record.
- ▶ **Christian Vital** (21 points) hit four first-half treys for the host Huskies. **Jalen Adams** tacked on a double-double with 19 points and 12 rebounds.
- ▶ UConn outrebounded the Shockers by 15 (47-32).
- ▶ WSU committed just eight turnovers and finished +4.
- ▶ UConn went up 10-0 within the first five minutes and maintained a double-figure lead the rest of the way.

WICHITA STATE (8-11, 1-6)

##	Player	fg	3pt	ft	tr	pf	tp	a	to	blk	s	min
01	McDUFFIE, Markis	f 4-14	1-6	0-1	4	2	9	0	0	1	0	32
21	ECHENIQUE, Jaime	c 0-3	0-0	0-0	5	2	0	0	1	1	0	9
02	BURTON, Jamarius	g 6-12	1-3	3-3	2	2	16	1	2	0	0	29
04	HAYNES-JONES, Samaj	g 1-6	0-1	4-4	1	1	6	2	1	0	1	29
10	STEVENSON, Erik	g 4-9	1-3	3-3	2	1	12	1	0	0	0	22
00	DENNIS, Dexter	g 3-13	1-3	1-2	2	2	8	0	0	0	1	29
03	TORRES, Ricky	g 0-1	0-0	0-0	1	1	0	0	0	0	0	8
05	BROWN, Rod	g 0-1	0-0	0-0	4	1	0	2	1	0	0	10
11	FARRAKHAN, Eli	g 0-0	0-0	0-0	0	0	0	0	0	1	0	1
12	UDEZE, Morris	g 1-1	0-0	1-1	4	1	3	1	0	0	0	11
33	MIDTGAARD, Asbjorn	g 3-5	0-0	0-0	4	3	6	0	1	2	1	20
TEAM		-	-	-	3	0	0	1	1	4	3	200
Totals.....		22-65	4-16	12-14	32	16	60	7	8	4	3	200

TOTAL FG%	1st Half: 10-35 (28.6%)	2nd Half: 12-30 (40.0%)	Game: 33.8%
3-Pt. FG%	1st Half: 2-8 (25.0%)	2nd Half: 2-8 (25.0%)	Game: 25.0%
FThrow %	1st Half: 6-8 (75.0%)	2nd Half: 6-6 (100%)	Game: 85.7%

UCONN (12-8, 3-4)

##	Player	fg	3pt	ft	tr	pf	tp	a	to	blk	s	min
12	POLLEY, Tyler	f 4-8	3-5	1-2	4	1	12	1	2	0	0	30
25	CARLTON, Josh	f 4-4	0-0	3-6	6	3	11	0	1	4	0	23
01	VITAL, Christian	g 7-11	5-8	2-2	5	1	21	5	0	0	1	31
03	GILBERT, Alterique	g 2-7	1-4	0-0	2	0	5	6	2	1	2	21
04	ADAMS, Jalen	g 9-18	1-4	0-0	12	2	19	3	1	1	0	31
00	COBB, Eric	g 1-2	0-0	0-2	7	3	2	0	2	1	0	13
02	SMITH, Tarin	g 2-5	1-2	0-2	3	0	5	0	1	1	1	24
05	WHALEY, Isaiah	g 0-0	0-0	1-2	0	0	1	0	0	0	0	2
10	ADAMS, Brendan	g 0-2	0-1	0-0	0	1	0	0	1	0	1	8
15	WILSON, Sidney	g 1-3	0-0	0-1	2	2	2	0	1	1	0	10
21	DIARRA, Mamadou	g 1-2	0-0	0-0	0	1	2	0	0	0	0	4
40	BROCKE, Daniel	g 0-0	0-0	0-0	1	0	0	0	0	0	0	1
45	AIYEBUSI, Temi	g 0-0	0-0	0-0	0	2	0	0	0	0	0	2
TEAM		-	-	-	5	0	0	1	1	0	0	2
Totals.....		31-62	11-24	7-17	47	16	80	15	12	9	5	200

TOTAL FG%	1st Half: 18-35 (51.4%)	2nd Half: 13-27 (48.1%)	Game: 50.0%
3-Pt. FG%	1st Half: 6-14 (42.9%)	2nd Half: 5-10 (50.0%)	Game: 45.8%
FThrow %	1st Half: 1-4 (25.0%)	2nd Half: 6-13 (46.2%)	Game: 41.2%

**Officials:** Sean Casady, Tony Greene, Terry Oglesby **Technical fouls:** None.  
**Attendance:** 10,167 (Sellout) **Points in the paint:** WICH 34, UCONN 30. **Points off turnovers:** WICH 13, UCONN 7. **2nd chance points:** WICH 16, UCONN 11. **Fast break points:** WICH 11, UCONN 10. **Bench points:** WICH 17, UCONN 12. **Score tied:** 0 times. **Lead changed:** 0 times. **Last FG:** WICH 2nd-01:27, UCONN 2nd-02:40. **Largest lead:** WICH None, UCONN by 26 2nd-02:40. **WICH led** for 00:00. **UConn led** for 39:40. **Game was tied** for 00:20.

GAME 20 | SMU\*

Jan. 30, 2019 | Wichita, Kan./ Charles Koch Arena

SMU.....	45	38	-	83
Wichita St.....	38	47	-	85

- ▶ Samajae Haynes-Jones' scored the game-winning basket (a driving, twisting, reverse-layup) with 1.0 seconds remaining to help WSU stop a three-game slid.
- ▶ Haynes-Jones and **Erik Stevenson** scored 17-each to lead a group of five Shockers in double-figures.
- ▶ **Markis McDuffie** kicked in 15 points and moved into the top-25 on WSU's career-scoring list.
- ▶ **Jaime Echenique** added 12 points, six rebounds and a career-high five blocks.
- ▶ **Asbjorn Midtgaard** added a personal-best 10 points and five rebounds. He had three of WSU's season-high five dunks.
- ▶ **Jamarius Burton** (nine points) had seven assists with just one turnover in a team-high 35 minutes.
- ▶ Stevenson was +16 in his 29 minutes of work. He cleared six rebounds and nailed 3-of-6 three-point tries.
- ▶ The Shockers won for the first time this year when trailing at halftime. SMU held a 45-38 lead at the break after shooting 8-of-16 from three.
- ▶ WSU hit 5-of-8 threes in the second half.
- ▶ The final 14 minutes of the second half included eight ties and nine lead changes over the final 14 minutes.
- ▶ WSU used a 6-0 run to tie the game at 49 with 15:44 to go. From that point forward, neither team led by more than four points in either direction. From the 5:41-mark onward, neither side held more than a two-point advantage.

SMU (12-8, 4-4)

##	Player	fg	3pt	ft	tr	pf	tp	a	to	blk	s	min
15	Mike, Isaiah	f 8-12	5-7	4-4	7	4	25	1	1	0	1	28
25	CHARGOIS, Ethan	f 5-15	0-6	6-9	12	5	16	2	1	1	0	30
00	McMURRAY, Jahmal	g 8-14	3-7	0-0	2	2	19	3	2	0	0	37
05	DIXON, Nat	g 4-7	3-4	0-0	1	0	11	2	0	0	0	38
33	WHITT Jr., Jimmy	g 6-10	0-0	0-0	3	1	12	5	1	0	0	40
01	HUNT, Feron	g 0-5	0-1	0-2	3	2	0	0	1	3	1	23
03	DOUGLAS, William	g 0-0	0-0	0-0	0	2	0	0	0	0	0	4
TEAM		-	-	-	6	0	0	0	0	0	0	4
Totals.....		31-63	11-25	10-15	34	16	83	13	6	4	2	200

TOTAL FG%	1st Half: 18-36 (50.0%)	2nd Half: 13-27 (48.1%)	Game: 49.2%
3-Pt. FG%	1st Half: 8-16 (50.0%)	2nd Half: 3-9 (33.3%)	Game: 44.0%
FThrow %	1st Half: 1-2 (50.0%)	2nd Half: 9-13 (69.2%)	Game: 66.7%

WICHITA STATE (9-11, 2-6)

##	Player	fg	3pt	ft	tr	pf	tp	a	to	blk	s	min
01	McDUFFIE, Markis	f 5-11	3-6	2-3	0	4	15	1	1	0	0	25
21	ECHENIQUE, Jaime	c 4-9	0-0	4-8	6	3	12	1	1	5	0	20
02	BURTON, Jamarius	g 3-10	1-2	2-2	4	0	9	7	1	0	0	34
04	HAYNES-JONES, Samaj	g 7-12	2-4	1-2	2	1	17	2	1	0	1	34
10	STEVENSON, Erik	g 5-9	3-6	4-4	6	0	17	2	0	0	0	29
00	DENNIS, Dexter	g 1-3	0-1	0-0	1	3	2	0	0	0	0	14
03	TORRES, Ricky	g 0-0	0-0	0-0	3	1	0	4	0	0	0	12
05	BROWN, Rod	g 1-5	1-2	0-0	2	2	3	0	0	0	0	12
33	MIDTGAARD, Asbjorn	g 5-6	0-0	0-0	5	1	10	2	1	0	0	20
TEAM		-	-	-	5	0	0	0	0	0	0	2
Totals.....		31-65	10-21	13-19	34	15	85	19	5	5	1	200

TOTAL FG%	1st Half: 16-32 (50.0%)	2nd Half: 15-33 (45.5%)	Game: 47.7%
3-Pt. FG%	1st Half: 5-13 (38.5%)	2nd Half: 5-8 (62.5%)	Game: 47.6%
FThrow %	1st Half: 1-2 (50.0%)	2nd Half: 12-17 (70.6%)	Game: 68.4%

**Officials:** Todd Austin, Steven Anderson, Doug Shows **Technical fouls:** None.  
**Attendance:** 10,096 **Points in the paint:** SMU 28, WICH 32. **Points off turnovers:** SMU 11, WICH 2. **2nd chance points:** SMU 10, WICH 17. **Fast break points:** SMU 2, WICH 5. **Bench points:** SMU 0, WICH 15. **Score tied:** 10 times. **Lead changed:** 11 times. **Last FG:** SMU 2nd-00:19, WICH 2nd-00:01. **Largest lead:** SMU by 11 1st-07:45, WICH by 4 2nd-08:25. **SMU led** for 27:50. **WICH led** for 08:53. **Game was tied** for 03:17.

GAME 21 | TULSA\*

Feb. 2, 2019 | Wichita, Kan./ Charles Koch Arena

Tulsa.....	40	28	-	68
Wichita St.....	44	35	-	79

- ▶ WSU outscored Tulsa 27-8 over the final 10:58 to win for the second time this week after a 1-6 AAC start.
- ▶ Tulsa used a 9-0 run to go up 60-52 with 10:58 to play. WSU countered with a 10-0 push. **Jaime Echenique** scored inside to tie it and then converted two free throws for the lead (62-60) with 8:16 remaining... Tulsa led 64-62 on Martins Igbanu's three-point play, but **Dexter Dennis'** three-point sparked a 12-0 Shocker run that gave the hosts a double-digit lead with just over 4:00 to play.
- ▶ **Markis McDuffie** scored 27 points. He matched a career-high with five offensive rebounds and scored putbacks on four of them.
- ▶ The Shockers had eight offensive rebounds in the second-half (compared to Tulsa's seven defensive boards). Four of those came over the final 4:09, allowing WSU to chew crucial clock time.
- ▶ The Shockers have won four-straight against Tulsa and 11 of the last 12. They're 3-0 against the Hurricanes in The American Era.
- ▶ WSU leads the all-time series 68-61.

TULSA (13-10, 3-7)

##	Player	fg	3pt	ft	tr	pf	tp	a	to	blk	s	min
01	IGBANU, Martins	f 3-5	0-0	1-3	4	3	7	1	5	0	0	21
02	JEFFRIES, Daquan	f 4-7	2-3	0-0	5	1	10	1	4	0	2	32
04	TAPLIN, Sterling	g 3-7	0-2	3-6	0	3	9	1	2	1	0	25
05	KORITA, Lawson	g 1-3	1-2	2-5	2	1	5	2	0	0	0	20
10	SCOTT, Curran	g 3-7	3-6	2-2	2	1	11	0	3	0	0	26
00	BARNES, Chris	g 0-0	0-0	0-0	0	0	0	0	0	0	0	0+
03	JOINER, Elijah	g 0-3	0-0	0-0	3	4	0	5	0	0	1	27
11	JACKSON, Darien	g 5-5	0-0	0-2	1	1	10	0	2	0	1	19
32	HEWITT, Peter	g 0-0	0-0	0-0	0	1	0	0	1	0	0	2
41	HORNE, Jeriah	g 6-10	1-4	3-3	6	1	16	0	1	1	1	28
TEAM		-	-	-	3	0	0	0	0	0	0	0
Totals.....		25-47	7-20	11-21	26	16	68	10	18	2	5	200

TOTAL FG%	1st Half: 14-28 50.0%	2nd Half: 11-19 57.9%	Game: 53.2%
3-Pt. FG%	1st Half: 5-13 38.5%	2nd Half: 2-7 28.6%	Game: 35.0%
FThrow %	1st Half: 7-9 77.8%	2nd Half: 4-12 33.3%	Game: 52.4%

WICHITA STATE (10-11, 3-6)

##	Player	fg	3pt	ft	tr	pf	tp	a	to	blk	s	min
01	McDUFFIE, Markis	f 11-20	2-7	3-3	7	0	27	1	1	0	1	38
21	ECHENIQUE, Jaime	c 6-12	1-3	3-4	4	2	16	0	2	2	0	26
02	BURTON, Jamarius	g 3-4	2-3	1-1	3	1	9	6	2	0	0	33
04	HAYNES-JONES, Samaj	g 1-9	0-6	5-6	5	0	7	2	1	0	1	35
10	STEVENSON, Erik	g 3-10	1-7	0-0	1	4	7					

GAME 22 | at ECU\*

Feb. 6, 2019 | Greenville, N.C./ Minges Coliseum

Wichita St. ....	35	30	-	65
ECU .....	20	29	-	49

- ▶ **Samajae Haynes-Jones** hit his first seven shots on his way to a team-high 18 points, and WSU outrebounded ECU by 19 to pick up its first true road win.
- ▶ Haynes-Jones finished 7-of-9 from the field (2-of-2 from three) and hit both free throw attempts.
- ▶ **Markis McDuffie** added 14 points and two steals, becoming the 16<sup>th</sup> player in program history with 100 career steals. It was his 20<sup>th</sup> double-figure scoring game of the season.
- ▶ **Asbjorn Midtgaard** grabbed a career-high 11 rebounds (five of them on the offensive end) to go with six points, and **Jaime Echenique** just missed a double-double with eight points and 10 boards.
- ▶ The Shockers won despite shooting just 39.7% thanks to a gritty defensive effort. They held ECU (9-13, 2-8) to 34.6% and outrebounded the host Pirates, 46-27. The +19 margin was WSU's largest of the year.
- ▶ WSU had lost its first six true road games this year. Wednesday's road victory was the program's 50<sup>th</sup> in the last six seasons.
- ▶ The Shockers led 34-20 at halftime and extended the margin to as many as 21 points late in the second half to improve to 2-0 all-time against ECU. The Pirates make their first-ever visit to Wichita in early March.

WICHITA STATE (11-11, 4-6)

#	Player	fg	3pt	ft	tr	pf	tp	a	to	blk	s	min
01	McDUFFIE, Markis	4-12	2-7	4-4	3	1	14	2	2	0	2	30
21	ECHENIQUE, Jaime	4-8	0-0	0-0	10	4	8	0	0	2	0	20
02	BURTON, Jamarius	1-3	0-1	2-4	2	3	4	4	0	0	0	15
04	HAYNES-JONES, Samaj	7-9	2-2	2-2	4	1	18	2	0	0	0	33
10	STEVENSON, Erik	0-6	0-3	3-3	5	2	3	2	1	0	2	24
00	DENNIS, Dexter	2-8	2-6	1-2	4	1	7	1	2	0	0	30
03	TORRES, Ricky	1-4	1-1	0-0	2	1	3	0	2	0	0	16
05	BROWN, Rod	0-1	0-1	0-0	1	1	0	0	1	0	0	10
11	FARRAKHAN, Eli	0-0	0-0	0-0	1	0	0	0	0	0	0	1
14	HERRS, Jacob	0-0	0-0	0-0	0	0	0	1	0	0	0	1
33	MIDTGAARD, Asbjorn	2-3	0-0	2-4	11	1	6	0	1	1	0	19
44	PB-CHANDLER, Isaiah	1-2	0-0	0-0	0	0	2	0	0	0	0	1
TEAM		-	-	-	3	0	1	0	1	0	0	200
Totals.....		22-56	7-21	14-19	46	15	65	12	10	3	4	200
TOTAL FG%		1st Half: 12-30 (40.0%)	2nd Half: 10-26 (38.5%)	Game: 39.3%								
3-Pt. FG%		1st Half: 4-11 (36.4%)	2nd Half: 3-10 (30.0%)	Game: 33.3%								
F Throw %		1st Half: 6-8 (75.0%)	2nd Half: 8-11 (72.7%)	Game: 73.7%								

ECU (9-13, 2-8)

#	Player	fg	3pt	ft	tr	pf	tp	a	to	blk	s	min
01	GARDNER, Jayden	3-4	0-0	5-6	5	3	11	2	2	1	1	27
32	SPASOJEVIC, Dimitri	3-10	0-0	0-0	3	1	6	2	0	0	2	27
00	FLEMING, Isaac	5-9	0-1	1-2	3	3	11	2	2	0	0	25
02	DAVIS, K.J.	1-7	1-4	1-2	3	4	4	0	2	3	0	24
55	WILLIAMS, Shawn	3-10	1-5	0-0	2	0	7	0	1	0	2	30
03	LEDAY, Seth	0-3	0-0	0-0	2	0	2	0	0	0	0	15
05	FOSTER, Tyler	1-3	1-2	2-3	1	3	5	0	1	0	2	30
10	HARDY, Tae	1-1	1-1	0-0	0	0	3	0	0	0	0	3
22	WADE, DeShaun	0-2	0-1	0-0	2	0	0	1	0	0	0	5
23	QUINTON, Rico	1-2	0-0	0-2	0	0	2	0	0	1	0	5
24	WHITLEY, John	0-0	0-0	0-0	0	0	0	1	0	0	0	1
41	HILL, Addison	0-0	0-0	0-0	4	0	0	0	0	0	0	5
52	OBASOHAN, Justice	0-1	0-0	0-0	0	1	0	0	0	0	0	3
TEAM		-	-	-	2	0	0	0	0	0	0	200
Totals.....		18-52	4-14	9-15	27	15	49	10	8	5	7	200
TOTAL FG%		1st Half: 9-28 (32.1%)	2nd Half: 9-24 (37.5%)	Game: 34.6%								
3-Pt. FG%		1st Half: 1-6 (16.7%)	2nd Half: 3-8 (37.5%)	Game: 28.6%								
F Throw %		1st Half: 1-1 (100%)	2nd Half: 8-14 (57.1%)	Game: 60.0%								

Officials: Doug Shows, Jose Carrion, Owen Short Technical fouls: None.  
**Attendance:** 3,631 **Points in the paint-**WICH 20, ECU 18. **Points off turnovers-** WICH 6, ECU 5. **2nd chance points-**WICH 8, ECU 1. **Fast break points-**WICH 0, ECU 0.  
**Bench points-**WICH 18, ECU 10. **Score tied-** 4 times. **Lead changed-** 2 times.  
**Last FG-** WICH 2nd-01:10, ECU 2nd-00:39. **Largest lead-** WICH by 21 2nd-04:15, ECU by 2 1st-14:13. **WICH led** for 34:45. **ECU led** for 00:54. **Game was tied** for 04:21.

GAME 23 | TULANE\*

Feb. 9, 2019 | Wichita, Kan./ Charles Koch Arena

Tulane .....	35	27	-	62
Wichita St. ....	41	36	-	77

- ▶ **Markis McDuffie** scored 18 of his game-high 25 points in the first half to lift WSU to its season-high fourth-straight victory.
- ▶ McDuffie's tenth 20-point game tied **CleAnthony Early's** single-season Marshall Era record, set in 2014.
- ▶ **Erik Stevenson** hit three triples on his way to 13 points. **Samajae Haynes-Jones** added 12.
- ▶ WSU's plus-eight turnover margin was its best of the conference season.
- ▶ WSU finished with eight steals and turned 17 Tulane turnovers into 15 points.
- ▶ Tulane attempted 28 free throws to WSU's 14 but shot 36.7% from field. **Connor Crabtree** and **Caleb Daniels** paced the Green Wave with 17-each.
- ▶ The Shockers stretched a six-point halftime lead to 20 with a 17-3 push to begin the second half. WSU held Tulane scoreless until the 14:00-mark, and Stevenson's back-to-back three-points made it a 58-38 with 11:58 to go.
- ▶ McDuffie drilled four three-pointers to move into 13<sup>th</sup> on WSU's all-time list with 133. He surpassed **Rob Kampman** for the most by a post player.

TULANE (4-18, 0-10)

#	Player	fg	3pt	ft	tr	pf	tp	a	to	blk	s	min
12	ZHANG, Kevin	2-6	0-3	1-2	2	2	5	0	0	0	0	23
21	SEHIC, Samir	3-7	3-5	2-4	5	2	11	0	3	0	1	27
00	CORNISH, Jordan	3-10	1-5	3-5	8	0	10	5	2	0	0	34
05	CRABTREE, Connor	4-6	4-4	5-6	3	1	17	0	1	1	0	31
10	DANIELS, Caleb	5-14	0-2	7-10	3	4	17	3	5	0	0	38
40	WOOD, Moses	1-2	0-0	0-0	3	2	1	0	1	0	1	21
23	PAUL, Blake	0-3	0-0	0-0	5	2	0	0	3	0	0	15
24	BARRETT, Shakwon	0-1	0-1	0-1	1	0	0	1	3	0	1	11
TEAM		-	-	-	3	0	0	0	0	0	0	200
Totals.....		18-49	8-20	18-28	33	14	62	10	17	2	3	200
TOTAL FG%		1st Half: 10-27 37.0%	2nd Half: 8-22 36.4%	Game: 36.7%								
3-Pt. FG%		1st Half: 5-13 38.5%	2nd Half: 3-7 42.9%	Game: 40.0%								
F Throw %		1st Half: 10-14 71.4%	2nd Half: 8-14 57.1%	Game: 64.3%								

WICHITA STATE (9-11, 2-6)

#	Player	fg	3pt	ft	tr	pf	tp	a	to	blk	s	min
01	McDUFFIE, Markis	8-14	4-7	5-5	8	3	25	1	0	0	1	29
21	ECHENIQUE, Jaime	4-5	0-0	1-1	7	2	9	0	1	1	0	18
02	BURTON, Jamarius	4-12	0-2	1-2	3	4	9	2	3	1	2	23
04	HAYNES-JONES, Samaj	5-9	0-2	2-2	0	1	12	2	1	0	1	32
10	STEVENSON, Erik	4-11	3-7	2-2	3	4	13	1	0	0	2	27
00	DENNIS, Dexter	1-5	1-3	0-0	4	3	3	0	1	0	1	20
03	TORRES, Ricky	1-3	0-1	0-0	2	0	2	5	0	0	1	18
05	BROWN, Rod	0-0	0-0	0-0	1	1	0	0	0	0	0	11
33	MIDTGAARD, Asbjorn	0-0	0-0	0-2	3	3	0	0	1	0	0	4
44	PB-CHANDLER, Isaiah	2-5	0-0	0-0	2	2	4	1	1	1	0	18
TEAM		-	-	-	2	0	1	0	1	0	0	200
Totals.....		29-64	8-22	11-14	35	23	77	12	9	3	8	200
TOTAL FG%		1st Half: 16-37 43.2%	2nd Half: 13-27 48.1%	Game: 45.3%								
3-Pt. FG%		1st Half: 5-15 33.3%	2nd Half: 3-7 42.9%	Game: 36.4%								
F Throw %		1st Half: 4-7 57.1%	2nd Half: 7-7 100%	Game: 78.6%								

Officials: Bill Jacobson, Zeltan Steed, Tony Greene Technical fouls: None.  
**Attendance:** 10,435 **Points in the paint-**TLN 12, WICH 30. **Points off turnovers-** TLN 8, WICH 17. **2nd chance points-**TLN 7, WICH 9. **Fast break points-**TLN 12, WICH 6. **Bench points-**TLN 2, WICH 9. **Score tied-** 2 times. **Lead changed-** 5 times.  
**Last FG-** TLN 2nd-01:46, WICH 2nd-02:17. **Largest lead-** TLN by 3 1st-19:27, WICH by 20 2nd-11:58. **TLN led** for 02:10. **WICH led** for 36:04. **Game was tied** for 01:46.

GAME 24 | at Cincinnati\*

Feb. 17, 2019 | Cincinnati, Ohio/ FifthThird Arena

Wichita St. ....	24	38	-	72
Cincinnati [rv/rv] .....	34	38	-	62

- ▶ **Dexter Dennis** posted the first double-double by a Shocker freshman in 11 years. He was 4-of-8 from deep for 14 points. His 13 rebounds were the most by a WSU rookie since Dec., 2001.
- ▶ The loss snapped a four-game winning streak.
- ▶ WSU's first appearance at newly-renovated FifthThird Arena came in front of a capacity crowd (12,012).
- ▶ **Jarron Cumberland** paced Cincinnati with 27 points (on 6-of-10 three-point shooting) and five assists.
- ▶ WSU led 17-13 just past the midway point of the first half but finished on a 2-for-17 shooting slide. UC took control with a 16-3 run and led 34-24 at halftime.
- ▶ WSU pulled to within six at the under-12:00 timeout, but Cumberland answered with consecutive treys. Dennis scored 11 points over the final 4:10. His three made it 66-59 with 0:48 left but WSU would get no closer.
- ▶ The Shockers' 35 three-point attempts tied for the second-most in school history. They hit nine of them.
- ▶ WSU outrebounded its host 51-42 and scored 24 second-chance points on 19 offensive boards, but that wasn't enough to overcome a 26.8% shooting effort.
- ▶ UC wasn't much better (34.5%) but drained 10-of-22 from deep and outscored WSU 22-15 at the line.
- ▶ **Markis McDuffie** had 13 points on 4-of-15 shooting. **Jaime Echenique** collected 11 rebounds and blocked three shots. **Isaiah Poor Bear-Chandler** had six points and seven boards (six of them offensive end) to go with **Asbjorn Midtgaard's** seven points, seven caroms.

WICHITA STATE (12-12, 5-7)

#	Player	fg	3pt	ft	tr	pf	tp	a	to	blk	s	min
01	McDUFFIE, Markis	4-15	2-8	3-3	5	1	13	1	2	0	1	37
21	ECHENIQUE, Jaime	0-3	0-1	4-4	11	2	4	0	1	3	0	17
02	BURTON, Jamarius	0-9	0-2	3-4	3	2	3	0	1	0	0	16
04	HAYNES-JONES, Samaj	3-13	2-8	0-0	3	3	8	4	1	0	0	31
10	STEVENSON, Erik	1-5	1-4	0-0	2	3	1	3	0	0	0	16
00	DENNIS, Dexter	5-11	4-8	0-0	13	1	14	0	1	0	0	33
03	TORRES, Ricky	2-7	0-3	0-0	0	2	4	1	1	0	0	20
05	BROWN, Rod	0-2	0-1	0-0	0	0	0	0	0	0	0	5
11	FARRAKHAN, Eli	0-0	0-0	0-0	0	0	0	0	0	0	0	1
33	MIDTGAARD, Asbjorn	2-3	0-0	3-3	7	4	7	0	0	3	0	14
44	PB-CHANDLER, Isaiah	2-3	0-0	2-2	7	2	6	1	1	0	0	10
TEAM		-	-	-	3	0	2	0	2	0	0	200
Totals.....		19-71	9-35	15-16	51	20	62	8	13	6	1	200
TOTAL FG%		1st Half: 7-33 21.2%	2nd Half: 12-38 31.6%	Game: 26.8%								
3-Pt. FG%		1st Half: 4-15 26.7%	2nd Half: 5-20 25.0%	Game: 25.7%								
F Throw %		1st Half: 6-7 85.7%	2nd Half: 9-9 100%	Game: 93.8%								

CINCINNATI (21-4, 10-2)

#	Player	fg	3pt	ft	tr	pf	tp	a	to	blk	s	min
13	SCOTT, Tre	1-7	0-0	1-2	8	1	3	4	0	1	1	32
33	BROOKS, Nysier	1-7	0-0	1-2	6	2	3					





GAME 25 | at Tulsa\*

Feb. 20, 2019 | Tulsa, Okla./ Reynolds Center

Wichita St. 42 39 - 81
Tulsa 28 32 - 60

- Dexter Dennis and Samajae Haynes-Jones combined for 11 of Wichita State's school-record tying 15 three-point field goals in a rout of Tulsa.
WSU hoisted 33 threes and connected 15 times, matching the school record set three times previously.
Dennis scored a game-high 18 points on 6-of-9 three-point shooting and added eight rebounds. His six treys tied the school's freshman record.
Haynes-Jones was 5-of-10 from deep for 17 points.
Erik Stevenson (3-of-6 from three) added 11 points and seven boards.
Jamarius Burton tallied 10 assists (most by a WSU freshman in 46 years) and Ricky Torres added seven assists in 13 turnover-free minutes.
The Shockers shot 47.6% from the field and banked 24 assists with just eight turnovers.
Jaime Echeique ended a string of 23-straight starts but scored 14 points and blocked three shots.
Martins Igbanu led Tulsa with 17 points on 7-of-8 shooting, and DaQuan Jeffries shook off a scoreless first half for a double-double (10 pts, 10 reb).
Tulsa attempted 29 free throws to WSU's 10 and won the battle of the boards, 45-37, but the hosts hit a miserable 30.2% from the floor (4-of-22 from three).
WSU committed just two first-half turnovers and led by 14 at the break. The lead ballooned to 23 late.

WICHITA STATE (13-12, 6-7)

Table with columns: #, Player, fg, 3pt, ft, tr, pf, tp, a, to, blk, s, min. Lists stats for players like McDuffie, Midtgaard, Dennis, Burton, Haynes-Jones, Torres, Brown, Stevenson, Farrakhan, Herra, Bush, Echenique, and Chandler.

TOTAL FG% 1st Half: 16-32 50.0% 2nd Half: 14-31 45.2% Game: 47.6%
3-Pt. FG% 1st Half: 7-15 46.7% 2nd Half: 8-18 44.4% Game: 45.5%
FThrow % 1st Half: 3-6 50.0% 2nd Half: 3-7 42.9% Game: 60.0%

TULSA (16-11, 6-8)

Table with columns: #, Player, fg, 3pt, ft, tr, pf, tp, a, to, blk, s, min. Lists stats for players like Igbanu, Jeffries, Barnes, Burton, Taplin, Scott, Joiner, Jackson, Hewitt, and Horne.

TOTAL FG% 1st Half: 9-31 29.0% 2nd Half: 10-32 31.3% Game: 30.2%
3-Pt. FG% 1st Half: 0-7 0.0% 2nd Half: 4-15 26.7% Game: 18.2%
FThrow % 1st Half: 10-14 71.4% 2nd Half: 8-15 53.3% Game: 62.1%

Officials: Joe Lindsay, Anthony Jordan, Owen Shortt Technical fouls: None.
Attendance: 5,002 Points in the paint-WICH 28, TULS 28. Points off turnovers-WICH 14, TULS 11. 2nd chance points-WICH 7, TULS 13. Fast break points-WICH 2, TULS 0.
Bench points-WICH 32, TULS 19. Score tied-0 times. Lead changed-0 times.
Last FG-WICH 2nd-01:16, TULS 2nd-01:00. Largest lead-WICH by 23 2nd-01:16, TULS None. WICH led for 37:43. TULS led for 00:00. Game was tied for 02:17.

GAME 26 | MEMPHIS\*

Feb. 23, 2019 | Wichita, Kan./ Charles Koch Arena

Memphis 36 52 - 88
Wichita St. 40 45 - 85

- In a game of runs, WSU let a 16-point first-half lead slip away then rallied from down 13 in the final eight minutes of the second half. Markis McDuffie's three-pointer tied the game at 75 with 4:05 to go, but the Shockers couldn't generate enough defensive stops down the stretch.
Memphis shook off a 4-of-24 shooting start (which included 14-straight misses) by hitting 24 of its last 37 attempts over the final 28 minutes. The Tigers shot 61.5% (6-of-12 from three) in a 52-point second half. Their 88-point effort was the best by a visiting team at Charles Koch Arena in the Marshall Era.
Jaime Echenique notched his third double-double of the year for WSU and finished with a career-high 12 rebounds. Dennis hit 5-of-7 three-point attempts. McDuffie (15 points) was 3-of-5. Jamarius Burton added 10 points and dished out nine assists in just 19 minutes of action before fouling out with 2:22 to go.
Jeremiah Martin scored 37 points for Memphis on 9-of-19 shooting. He was 5-of-8 from three and sank all 14 of his free throw attempts. Raynere Thornton added 16 points and nine rebounds, including a pair of dunks that restored the Tigers' momentum following McDuffie's game-tying triple.
Memphis outscored WSU at the foul line, 24-11, helped by Martin's 14 freebies. WSU shot 45.7 percent and connected on 10-of-26 three-point attempts (.385). The teams were even in both rebounds (37-37) and turnovers (nine-each).

MEMPHIS (17-11, 9-6)

Table with columns: #, Player, fg, 3pt, ft, tr, pf, tp, a, to, blk, s, min. Lists stats for players like Davenport, Thornton, Parkes, Martin, Brewitt, Harris, Lomax, Jones, and Maurice.

TOTAL FG% 1st Half: 12-35 (34.3%) 2nd Half: 16-26 (61.5%) Game: 45.9%
3-Pt. FG% 1st Half: 2-9 (22.2%) 2nd Half: 6-12 (50.0%) Game: 38.1%
FThrow % 1st Half: 10-13 (76.9%) 2nd Half: 14-20 (70.0%) Game: 72.7%

WICHITA STATE (13-13, 6-8)

Table with columns: #, Player, fg, 3pt, ft, tr, pf, tp, a, to, blk, s, min. Lists stats for players like McDuffie, Midtgaard, Dennis, Burton, Taplin, Scott, Joiner, Jackson, Hewitt, and Horne.

TOTAL FG% 1st Half: 16-36 (44.4%) 2nd Half: 16-34 (47.1%) Game: 45.7%
3-Pt. FG% 1st Half: 3-10 (30.0%) 2nd Half: 7-16 (43.8%) Game: 38.5%
FThrow % 1st Half: 5-9 (55.6%) 2nd Half: 6-8 (75.0%) Game: 64.7%

Officials: Bill Jacobson, Steven Anderson, Tony Greene Technical fouls: None.
Attendance: 10,506 Points in the paint-MEM 34, WICH 30. Points off turnovers-MEM 16, WICH 6. 2nd chance points-MEM 9, WICH 8. Fast break points-MEM 6, WICH 10. Bench points-MEM 11, WICH 29. Score tied-4 times. Lead changed-2 times.
Last FG-MEM 2nd-02:41, WICH 2nd-00:01. Largest lead-MEM by 13 2nd-08:10, WICH by 16 1st-10:29. MEM led for 18:10. WICH led for 20:27. Game was tied for 01:23.

GAME 27 | UCONN\*

Feb. 28, 2019 | Wichita, Kan./ Charles Koch Arena

UConn 27 36 - 63
Wichita St. 22 43 - 65

- For the second time in four weeks, Samajae Haynes-Jones delivered a game-winning shot in the final second of a tie game.
After UConn's Alterique Gilbert tied the game at 63 with back-to-back threes, the last with just over six seconds on the clock, Haynes-Jones sprinted the length of the floor and flipped an off-balance 15-footer from the right baseline as time expired.
Gregg Marshall won his 300th game in 12 seasons at Wichita State.
Haynes-Jones scored 20 points on 4-of-9 three-point shooting.
Markis McDuffie added 19 points and five rebounds.
Jamarius Burton tallied 11 points, eight rebounds and dished out five assists with just one turnover.
Dexter Dennis grabbed a team-high 10 rebounds.
WSU won despite shooting just 33.9% from the field. The Shockers were plus-nine on the glass (40-31) and tied a season-high with seven blocks. Asbjorn Midtgaard's four blocks were a new career-high.
WSU trailed by five at halftime and by as many as 10 points with 16:49 to play in the game. The Shockers trailed 40-31 near the 13:00-mark before a timely 8-0 run. Down 57-55 with 3:00 left, WSU mounted another 8-0 run on threes by Dennis and McDuffie to lead 63-57 with under a minute to go, setting the stage for Gilbert and Haynes-Jones.
WSU committed a season-low 11 fouls and outscored UConn 15-8 at the foul line.

UCONN (13-15, 4-11)

Table with columns: #, Player, fg, 3pt, ft, tr, pf, tp, a, to, blk, s, min. Lists stats for players like Polley, Wilson, Carlton, Smith, Tarin, Gilbert, Cobb, Vital, and Adams.

TOTAL FG% 1st Half: 11-27 (40.7%) 2nd Half: 11-28 (39.3%) Game: 40.0%
3-Pt. FG% 1st Half: 5-13 (38.5%) 2nd Half: 6-11 (54.5%) Game: 45.8%
FThrow % 1st Half: 0-1 (0.0%) 2nd Half: 8-8 (100%) Game: 88.9%

WICHITA STATE (13-13, 6-8)

Table with columns: #, Player, fg, 3pt, ft, tr, pf, tp, a, to, blk, s, min. Lists stats for players like McDuffie, Echenique, Dennis, Burton, Haynes-Jones, Torres, Brown, Stevenson, Midtgaard, and Chandler.

TOTAL FG% 1st Half: 7-29 (24.1%) 2nd Half: 14-33 (42.4%) Game: 33.9%
3-Pt. FG% 1st Half: 3-12 (25.0%) 2nd Half: 5-14 (35.7%) Game: 30.8%
FThrow % 1st Half: 5-5 (100%) 2nd Half: 10-12 (83.3%) Game: 88.2%

Officials: Rick Crawford, Ted Valentine, Doug Simmons Technical fouls: None.
Attendance: 10,026 Points in the paint-UCONN 16, WICH 14. Points off turnovers-UCONN 5, WICH 13. 2nd chance points-UCONN 7, WICH 6. Fast break points-UCONN 6, WICH 5. Bench points-UCONN 16, WICH 4. Score tied-5 times. Lead changed-6 times.
Last FG-UCONN 2nd-00:07, WICH 2nd-00:00. Largest lead-UCONN by 10 2nd-16:49, WICH by 7 1st-10:08. UCONN led for 16:55. WICH led for 20:56. Game was tied for 02:09.



GAME 28 | at SMU\*

Mar. 3, 2019 | Dallas, Texas/ Moody Coliseum

Wichita St. 41 26 - 67
SMU 28 27 - 55

- Wichita State put away shorthanded SMU early for its seventh win in nine tries.
Markis McDuffie scored 15 points and grabbed nine rebounds.
Jaime Echenique added eight points on 4-of-5 shooting and six rebounds.
Dexter Dennis scored 10 of his 12 points in the first half to help the Shockers pull away and added seven rebounds.
Jamarious Burton finished with 10 points, five assists and one turnover.
Erik Stevenson dished out a career-high six assists in 15 minutes.
WSU never trailed using first-half runs of 11-0 and 10-0 to pull away.
SMU - playing without Jimmy Whitt - shot just 36.5% for the day.
WSU out-rebounded SMU, 40-35, posted 17 assists on 25 baskets and committed just 10 turnovers.
WSU has won three of its last four true road games following an 0-6 start.
WSU has won three-straight against SMU and now leads the all-time series, 7-6.

WICHITA STATE (13-12, 6-7)

Player stats table for Wichita State including columns for #, Player, fg, 3pt, ft, tr, pf, tp, a, to, blk, s, min.

Summary statistics for Wichita State: TOTAL FG%, 3-Pt. FG%, F Throw %.

SMU (13-15, 5-11)

Player stats table for SMU including columns for #, Player, fg, 3pt, ft, tr, pf, tp, a, to, blk, s, min.

Summary statistics for SMU: TOTAL FG%, 3-Pt. FG%, F Throw %.

Officials: Byron Jarrett, Patrick Evans, Terry Oglesby
Attendance: 6,185
Points in the paint-WICH 28, SMU 22.
Points off turnovers-WICH 15, SMU 5.
2nd chance points-WICH 15, SMU 2.
Fast break points-WICH 5, SMU 11.
Bench points-WICH 17, SMU 16.
Score tied-0 times.
Lead changed-0 times.
Last FG-WICH 2nd-08:40, SMU 2nd-08:22.
Largest lead-WICH by 21 2nd-08:40, SMU None.
WICH led for 39:19. SMU led for 00:00. Game was tied for 00:41.

GAME 29 | ECU\*

Mar. 5, 2019 | Wichita, Kan./ Charles Koch Arena

ECU 22 33 - 55
Wichita St. 34 38 - 72

- Using defense and depth, the Shockers won for the third-straight time despite a third-straight game in which they shot under 40% from the field.
On senior night, Markis McDuffie scored a team-high 16 points.
Dexter Dennis scored 10 points and a game-high eight rebounds.
Asbjorn Midtgaard scored a career-high 11 points on 5-of-6 shooting to go with six boards and three blocks.
WSU shot 39% but held ECU to 36% on 3-of-15 three-point shooting and out-rebounded the visiting Pirates 47-37.
WSU used a 14-4 surge to build a 32-18 cushion near the 4:00-mark of the first half and led comfortably the rest of the way.

ECU (10-19, 3-14)

Player stats table for ECU including columns for #, Player, fg, 3pt, ft, tr, pf, tp, a, to, blk, s, min.

Summary statistics for ECU: TOTAL FG%, 3-Pt. FG%, F Throw %.

WICHITA STATE (16-13, 9-8)

Player stats table for Wichita State including columns for #, Player, fg, 3pt, ft, tr, pf, tp, a, to, blk, s, min.

Summary statistics for Wichita State: TOTAL FG%, 3-Pt. FG%, F Throw %.

Officials: Todd Austin, Tony Greene, John Higgins
Attendance: 10,205
Points in the paint-ECU 22, WICH 30.
Points off turnovers-ECU 3, WICH 9.
2nd chance points-ECU 11, WICH 17.
Fast break points-ECU 6, WICH 6.
Bench points-ECU 15, WICH 24.
Score tied-1 time.
Lead changed-1 time.
Last FG-ECU 2nd-02:40, WICH 2nd-01:49.
Largest lead-ECU by 4 1st-18:39, WICH by 19 2nd-02:59. ECU led for 04:02. WICH led for 35:10. Game was tied for 00:48.

GAME 30 | at Tulane\*

Mar. 9, 2019 | New Orleans, La./ Devlin Fieldhouse

Wichita St. 37 45 - 82
Tulane 28 51 - 79

- Dexter Dennis sank a corner three with no time on the clock to give WSU an 82-79 victory over Tulane.
Tied at 79, WSU inbounded under the Tulane basket with 0.5 seconds left.
Dennis flashed to the near corner, caught a pass from Ricky Torres and uncorked the game-winner a split-second before time expired.
It was the third game-winning buzzer-beater for WSU in the last five weeks.
Dexter Dennis scored 10 points and a game-high eight rebounds.
Asbjorn Midtgaard scored a career-high 11 points on 5-of-6 shooting to go with six boards and three blocks.
WSU shot 39% but held ECU to 36% on 3-of-15 three-point shooting and out-rebounded the visiting Pirates 47-37.
WSU used a 14-4 surge to build a 32-18 cushion near the 4:00-mark of the first half and led comfortably the rest of the way.

WICHITA STATE (17-13, 10-8)

Player stats table for Wichita State including columns for #, Player, fg, 3pt, ft, tr, pf, tp, a, to, blk, s, min.

Summary statistics for Wichita State: TOTAL FG%, 3-Pt. FG%, F Throw %.

TULANE (4-26, 0-18)

Player stats table for Tulane including columns for #, Player, fg, 3pt, ft, tr, pf, tp, a, to, blk, s, min.

Summary statistics for Tulane: TOTAL FG%, 3-Pt. FG%, F Throw %.

Officials: Chuck Jones, Jose Carrion, Peter Juzenas
Attendance: 1,501
Points in the paint-WICH 32, TULN 36.
Points off turnovers-WICH 18, TULN 6.
2nd chance points-WICH 12, TULN 4.
Fast break points-WICH 6, TULN 7.
Bench points-WICH 26, TULN 3.
Score tied-9 times.
Lead changed-7 times.
Last FG-WICH 2nd-00:00, TULN 2nd-00:33.
Largest lead-WICH by 9 1st-00:03, TULN by 6 2nd-10:17. WICH led for 22:29, TULN led for 13:36. Game was tied for 03:55.



GAME 31 | vs. ECU | American 1<sup>st</sup> Round

Mar. 14, 2019 | Memphis, Tenn./ FedExForum

Scoreboard for Game 31: [11] ECU 27 30 - 57, [6] Wichita St. 39 34 - 73

- Shockers defeated No. 11 seed ECU for the third time. Markis McDuffie led a group of four double-digit scorers with 15 points on 11-of-12 foul shooting. Jaime Echenique finished with 14 points, nine rebounds. Dexter Dennis tacked on 13 to go with Asbjorn Midtgaard's 10 points, seven boards. All 13 active Shockers saw action and 11 of them played at least 10 minutes. Rod Brown had a career-high nine rebounds. ECU shot 39.2%. WSU shot 38.1%. Marshall rested his starters down the stretch, and WSU missed 20 of its last 23 shots over the final 12:00. Prior to that, the Shockers were 21-of-40 from the floor and led by 26 points. WSU used runs of 14-4 and 9-0 to build a double-digit lead. The Shockers upped a 12-point halftime lead to 20 within the first four minutes. Midtgaard's layup capped another 11-0 run to make it 60-34 near the 13:00-mark. The reserves managed just one more field goal over the last 8:07, allowing ECU cut a 27-point lead to 16. WSU was +12 on the glass (44-32). The three Shocker centers combined for 27 points, 18 rebounds, two blocks. WSU outscored ECU 14-2 off turnovers and 23-4 on second-chances, helped by 17 offensive rebounds.

ECU (10-21)

Player statistics for ECU: GARDNER, Jayden; SPASOJEVIC, Dimitri; FLEMING, Isaac; HILL, Addison; WILLIAMS, Shawn; DAVIS, K.J.; FOSTER, Tyler; HARDY, Tae; STRICKLAND, Samson; WHITLEY, John; OBASOZHAN, Justice. Includes team totals and FG/FT percentages.

WICHITA STATE (18-13)

Player statistics for Wichita State: McDuffie, Markis; Echenique, Jaime; Dennis, Dexter; Burton, Jamarius; Haynes-Jones, Samaj; Torres, Ricky; Brown, Rod; Stevenson, Erik; Farrakhan, Eli; Herra, Jacob; Bush, Brycen; Midtgaard, Asbjorn; PB-CHANDLER, Isaiah. Includes team totals and FG/FT percentages.

Officials: Bill Jacobson, Pat Evans, Tony Greene. Technical fouls: East Carolina-None. Wichita St.-None. Attendance: 7476. Points in the paint-ECU 20, WICH 34. Points off turnovers-ECU 2, WICH 14. 2nd chance points-ECU 4, WICH 21. Fast break points-ECU 15, WICH 5. Bench points-ECU 13, WICH 22. Score tied-2 times. Lead changed-3 times. Last FG-ECU 2nd-01:31, WICH 2nd-02:44. Largest lead-ECU by 2 1st-18:17, WICH by 27 2nd-07:31. ECU led for 00:41. WICH led for 35:57. Game was tied for 03:22.

GAME 32 | vs. Temple | American Quarterfinals

Mar. 15, 2019 | Memphis, Tenn./ FedExForum

Scoreboard for Game 32: [6] Wichita St. 35 45 - 80, [3] Temple 37 37 - 74

- Markis McDuffie hit a career-high 12 free throws (on 13 attempts), one night after knocking down 11. Dexter Dennis' 12 rebounds tied the tournament's single-game freshman mark set previously by UCF's Tacko Fall (2016), UConn's Daniel Hamilton (2015) and Memphis' Detric Lawson (2016). WSU tied the tournament's single-game free throw percentage record, hitting 22-of-24 (.917). McDuffie (12/13) and Dennis (6/7) teamed for 20 of the 24 tries. McDuffie (34 pts, 12 reb) and Dennis (19 pts, 12 reb) are the first Shocker teammates to record double-doubles in the same conference tournament game since Cliff Levingston (12 pts, 10 reb) and Tony Martin (16 pts, 17 reb) in a 1981 MVC Tournament win over Drake. McDuffie's double-double was his first of the year and the second of his career. 12 rebounds were a season-high, and seven offensive boards were a career-best. Dennis notched his second point-rebound double-double of the year. His 19 points matched his high from the Nov. 18 Alabama game at the Charleston Classic. Temple's Ernest Aflakpui set new tournament records with 19 rebounds and 10 offensive boards. The Shockers avenged a Jan. 6 home loss to Temple in which they led by 13 at halftime and by 11 with just over 3:00 to play. This time around, a more mature WSU team built a lead late and successfully defended it.

WICHITA STATE (19-13)

Player statistics for Wichita State: McDuffie, Markis; Echenique, Jaime; Dennis, Dexter; Burton, Jamarius; Haynes-Jones, Samaj; Torres, Ricky; Brown, Rod; Stevenson, Erik; Midtgaard, Asbjorn; PB-CHANDLER, Isaiah. Includes team totals and FG/FT percentages.

TEMPLE (23-8)

Player statistics for Temple: ROSE, Quinton; MOORMAN II, J.P.; AFLAKPUI, Ernest; ALSTON Jr., Shizz; Pierre-Louis, NATE; MOORE II, Alani; HAMILTON, Justyn; PERRY, DeVondre. Includes team totals and FG/FT percentages.

Officials: Gerald Williams, Jose Carrion, Zelon Steed. Technical fouls: Wichita St.-None. Temple-ALSTON Jr., Shizz. Attendance: 7356. Points in the paint-WICH 34, TEM 24. Points off turnovers-WICH 15, TEM 20. 2nd chance points-WICH 12, TEM 11. Fast break points-WICH 10, TEM 10. Bench points-WICH 11, TEM 6. Score tied-8 times. Lead changed-9 times. Last FG-WICH 2nd-00:32, TEM 2nd-03:43. Largest lead-WICH by 9 2nd-08:11, TEM by 7 1st-04:26. WICH led for 16:39. TEM led for 18:45. Game was tied for 04:36.

GAME 33 | vs. Cincinnati | American Semifinals

Mar. 16, 2019 | Memphis, Tenn./ FedExForum

Scoreboard for Game 33: [6] Wichita St. 32 31 - 63, [2] Cincinnati 29 37 - 66

- Wichita State's AAC Tournament run ended with a semifinal loss to 24th-ranked Cincinnati. The Shockers battled back from 13 down in the second half to tie it at 63, but Cane Broome's layup with 23 seconds left gave the Bearcats the lead for good. WSU's Markis McDuffie drove for a potential game tying layup but couldn't convert. UC made a free throw to pad its lead with 2.7 seconds to go. McDuffie finished with 18 points, while Samajae Haynes-Jones added 17. The loss snapped WSU's six-game winning streak. The Shockers led 32-29 at halftime after hitting 13-of-14 free throws while UC went 0-for-7. WSU held eventual tournament MVP Jarron Cumberland to 3-of-16 shooting and five turnovers. Nysier Brooks (13 pts, 9 reb) and Tre Scott (12 pts, 8 reb) picked up the slack for the Bearcats, who defeated top-seed Houston the following day to win their second straight AAC Tournament title. For the first time in his 21 seasons, Gregg Marshall lost three times to the same team. He came into the day with 499 career victories.

WICHITA STATE (19-14)

Player statistics for Wichita State: McDuffie, Markis; Echenique, Jaime; Dennis, Dexter; Burton, Jamarius; Haynes-Jones, Samaj; Torres, Ricky; Brown, Rod; Stevenson, Erik; Midtgaard, Asbjorn; PB-CHANDLER, Isaiah. Includes team totals and FG/FT percentages.

CINCINNATI (27-6)

Player statistics for Cincinnati: SCOTT, Tre; BROOKS, Nysier; WILLIAMS, Keith; JENIFER, Justin; CUMBERLAND, Jarron; MOORE, Trevor; FREDERICKS, Rashawn; BROOME, Cane; DIARRA, Mamoudou; NSOSEME, Eliel. Includes team totals and FG/FT percentages.

Officials: Anthony Jordan, Tony Greene, Michael Stephens. Technical fouls: Wichita St.-None. Cincinnati-None. Attendance: 7819. Points in the paint-WICH 20, CIN 28. Points off turnovers-WICH 5, CIN 11. 2nd chance points-WICH 3, CIN 14. Fast break points-WICH 7, CIN 4. Bench points-WICH 8, CIN 17. Score tied-4 times. Lead changed-6 times. Last FG-WICH 2nd-03:10, CIN 2nd-00:23. Largest lead-WICH by 6 1st-15:05, CIN by 13 2nd-09:33. WICH led for 08:26. CIN led for 26:14. Game was tied for 05:20.



GAME 35 | at Furman | NIT 1<sup>st</sup> Round

Mar. 14, 2019 | Memphis, Tenn./ FedExForum

[6] Wichita St. .... 35 41 - 76

[3] Furman ..... 31 39 - 70

► No. 6 seed WSU won at No. 3 seed Furman in the first round of the NIT.

► **Gregg Marshall** notched his 500th career victory.

► **Markis McDuffie** scored a team-high 20 points for the Shockers who won for the 12th time in 15 games.

► **Matt Rafferty** led Furman with 27 points, eight rebounds, five assists and five steals.

► WSU was perfect on the offensive end over the final 4:00. Tied at 62 with 3:57 left, the Shockers came away with field goals on each of their next five possessions. Furman couldn't match that pace.

► **Jaime Echenique's** layup with 1:39 to go put the Shockers in front for good. After a defensive stop, Samajae Haynes-Jones' pull-up jumper made it a two-possession game with 44 seconds left. Out of a timeout -- up 70-68 with 24 seconds to go -- WSU put the ball into the hands of McDuffie who scored a crucial layup with 14 seconds showing to effectively ice the game.

► WSU shot 50% from the field for the first time since Jan. 16, hitting 31-of-62 shots.

► The Shockers outrebounded the smaller Palatins 43-26 and scored 46 of their 76 points inside the paint.

► **Erik Stevenson** added 12 points and six rebounds off the bench. **Samajae Haynes-Jones** shook off foul trouble to score eight points -- all in the second half.

► WSU played just over half of the 40 minutes form in front. The game featured 14 ties (lasting a combined 9:02) and 12 lead changes.

## WICHITA STATE (20-14)

##	Player	fg	3pt	ft	tr	pf	tp	a	to	blk	s	min
01	McDUFFIE, Markis	f 8-17	2-6	2-4	6	0	20	0	1	0	1	37
21	ECHENIQUE, Jaime	f 8-10	0-0	0-0	10	4	16	0	1	1	1	24
00	DENNIS, Dexter	g 1-7	1-3	0-0	4	1	3	2	2	0	0	31
02	BURTON, Jamarius	g 2-6	0-1	0-0	1	2	4	4	1	0	0	26
04	HAYNES-JONES, g	3-8	0-2	2-2	2	2	8	2	1	0	0	23
03	TORRES, Ricky	2-3	0-1	0-0	3	0	4	2	2	0	0	12
05	BROWN, Rod	0-1	0-0	0-0	0	0	0	0	0	0	0	3
10	STEVENSON, Erik	4-6	2-4	2-2	6	1	12	2	4	0	0	28
33	MIDTGAARD, Erik	3-4	0-0	3-6	10	4	9	0	1	2	1	16
TEAM		-	-	-	1	0						
Totals.....		31-62	5-17	9-14	43	14	76	12	13	3	3	200

TOTAL FG% 1st Half: 16-31 51.6% 2nd Half: 15-31 48.4% Game: 50.0%

3-Pt. FG% 1st Half: 3-9 33.3% 2nd Half: 2-8 25.0% Game: 29.4%

F Throw % 1st Half: 0-3 0.0% 2nd Half: 9-11 81.8% Game: 64.3%

## FURMAN (25-8)

##	Player	fg	3pt	ft	tr	pf	tp	a	to	blk	s	min
04	GURLEY, Noah	f 2-7	1-4	1-2	2	2	6	0	0	1	0	24
32	RAFFERTY, Matt	f 11-19	0-1	5-6	8	3	27	5	1	0	5	35
45	MOUNCE, Clay	f 4-9	2-7	0-0	4	4	10	2	2	0	1	37
10	HUNTER, Alex	g 2-6	1-3	0-0	3	2	5	2	0	0	1	34
23	LYONS, Jordan	g 6-15	4-10	3-3	3	1	19	3	2	0	0	37
00	CLARK, Tre	0-0	0-0	0-0	0	1	0	0	0	0	0	2
02	Williams, Jalen	0-0	0-0	0-0	0	0	0	0	0	0	0	3
03	BOTHWELL, Mike	1-3	0-0	1-1	1	0	3	0	1	0	0	6
05	BROWN, Andrew	0-3	0-2	0-0	3	3	0	2	0	1	1	19
20	SLAWSON, Jalen	0-0	0-0	0-0	0	0	0	0	0	0	0	3
TEAM		-	-	-	2	0						
Totals.....		26-62	8-27	10-12	26	16	70	14	6	2	8	200

TOTAL FG% 1st Half: 11-30 36.7% 2nd Half: 15-32 46.9% Game: 41.9%

3-Pt. FG% 1st Half: 5-13 38.5% 2nd Half: 3-14 21.4% Game: 29.6%

F Throw % 1st Half: 4-4 100% 2nd Half: 6-8 75.0% Game: 83.3%

Officials: Brian O'Connell, Tim Clougherty, Jamel Spearman Technical fouls: None.

Attendance: 2102 Points in the paint-WICH 46,FUR 32. Points off turnovers-WICH

10,FUR 15. 2nd chance points-WICH 16,FUR 10. Fast break points-WICH 5,FUR 14.

Bench points-WICH 25,FUR 3. Score tied-12 times. Lead changed-14 times.

Last FG-WICH 2nd-00:14, FUR 2nd-00:02 Largest lead-WICH by 7 2nd-06:14, FUR by 4

2nd-12:09. WICH led for 20:27. FUR led for 10:31. Game was tied for 09:02.

**SCORING (SEASON)**

Total Points	Cl.	GP	Season
844	Xavier McDaniel	Sr.	31 1984-85
769	Dave Stallworth	Jr.	29 1963-64
632	Maurice Evans	So.	28 1998-99
<b>623</b>	<b>Markis McDuffie</b>	<b>Sr.</b>	<b>34 2018-19</b>
619	Xavier McDaniel	Jr.	30 1983-84
612	Cliff Livingston	So.	33 1980-81
609	Dave Stallworth	So.	27 1962-63
600	Lynbert Johnson	Sr.	27 1978-79

**Points Per Game (Marshall Era, 2007-Pr.)**

18.3	Markis McDuffie	Sr.	2018-19
16.4	Cleanthony Early	Sr.	2013-14
14.9	Landry Shamet	So.	2017-18
14.7	Ron Baker	Jr.	2014-15
14.0	Ron Baker	Sr.	2015-16
14.0	Shaquille Morris	Sr.	2017-18
13.9	Cleanthony Early	Jr.	2012-13
13.6	Fred VanVleet	Jr.	2014-15
13.4	Joe Rousland	Sr.	2011-12
13.4	P.J. Cousnard	Sr.	2007-08
13.3	Garrett Stutz	Sr.	2011-12

**FIELD GOALS (SEASON)**

Field Goal Attempts	Cl.	GP	Season
628	Xavier McDaniel	Sr.	31 1984-85
529	Greg Carney	Jr.	26 1968-69
525	Greg Carney	Sr.	25 1969-70
518	Dave Stallworth	Jr.	29 1963-64
512	Ron Harris	-	26 1970-71
508	Cleo Littleton	Fr.	30 1951-52
494	Cleo Littleton	Jr.	31 1953-54
<b>473</b>	<b>Markis McDuffie</b>	<b>Sr.</b>	<b>34 2018-19</b>
470	Aubrey Sherrod	Sr.	31 1984-85
459	Jason Perez	Sr.	29 1999-00

**3-POINT FIELD GOALS (SEASON)**

3-Point Field Goals Made	Cl.	GP	Season
91	Sean Ogirri	So.	35 2005-06
84	Landry Shamet	So.	32 2017-18
80	Ron Baker	Jr.	35 2014-15
<b>76</b>	<b>Markis McDuffie</b>	<b>Sr.</b>	<b>34 2018-19</b>
75	David Kyles	Jr.	37 2010-11
73	Conner Frankamp	Jr.	34 2016-17
72	Landry Shamet	R-Fr.	36 2016-17
69	Maurice Evans	So.	28 1998-99
	Ron Baker	So.	36 2013-14
	Randy Burns	Sr.	32 2004-05
	Cleanthony Early	Sr.	36 2013-14
	Clevin Hannah	Jr.-TR	34 2008-09
	Terrell Benton	Jr.	28 2000-01
	Randy Burns	Jr.	32 2003-04
	Sean Ogirri	Jr.	30 2006-07
	Ron Baker	Sr.	35 2015-16
	Clevin Hannah	Sr.	32 2009-10
	Aaron Hogg	Jr.-TR	30 2002-03
	Malcolm Armstead	Sr.-TR	39 2012-13
	Randy Burns	So.	30 2002-03
<b>60</b>	<b>Samajae Haynes-Jones</b>	<b>Sr.</b>	<b>34 2018-19</b>

3-Point FGM/Game	Cl.	Total	Season
2.63	Landry Shamet	So.	84 2017-18
2.60	Sean Ogirri	So.	91 2005-06
2.46	Maurice Evans	So.	69 1998-99
2.36	Terrell Benton	Jr.	66 2000-01
2.29	Ron Baker	Jr.	80 2014-15
<b>2.24</b>	<b>Markis McDuffie</b>	<b>Sr.</b>	<b>76 2018-19</b>
2.19	Chad Elstun	Fr.	59 1992-93
2.13	Sean Ogirri	Jr.	64 2006-07
2.10	Matt Braeuer	Sr.	44 2007-08
2.09	Randy Burns	Sr.	67 2004-05
2.07	Aaron Hogg	Jr.-TR	62 2002-03
2.03	Conner Frankamp	Jr.	73 2016-17
2.03	David Kyles	Jr.	75 2010-11
2.00	Landry Shamet	R-Fr.	72 2016-17
2.00	Randy Burns	Jr.	64 2003-04
2.00	Randy Burns	So.	60 2002-03

3-Point Field Goal Attempts	Cl.	GP	Season
<b>219</b>	<b>Markis McDuffie</b>	<b>Sr.</b>	<b>34 2018-19</b>
209	Ron Baker	Jr.	35 2014-15
206	Sean Ogirri	So.	35 2005-06
<b>200</b>	<b>Samajae Haynes-Jones</b>	<b>Sr.</b>	<b>34 2018-19</b>
190	David Kyles	Jr.	37 2010-11
190	Landry Shamet	So.	32 2017-18
185	Terrell Benton	Jr.	28 2000-01
183	Ron Baker	Sr.	35 2015-16
179	Ron Baker	So.	36 2013-14
177	Malcolm Armstead	Sr.-TR	39 2012-13

**Consecutive Games w/ 3-Pointer**

40	Conner Frankamp	1/1/2017	1/28/2018
29	Landry Shamet	12/17/2016	11/22/2017
27	Ron Baker	11/18/2014	2/22/2015
25	Ron Baker	4/6/2014	2/5/2014
16	Randy Burns	12/1/2001	1/30/2002
	Randy Burns	1/14/2004	3/6/2004
	Cleanthony Early	1/9/2013	3/2/2013
15	David Kyles	11/20/2011	1/15/2011
	<b>Markis McDuffie</b>	<b>12/15/2018</b>	<b>2/17/2019</b>

**BLOCKS (SEASON)**

Total Blocks	Cl.	GP	Season
80	Gene Wiley	Sr.	25 1961-62
69	Robert Elmore	Sr.	28 1976-77
65	Antoine Carr	So.	33 1980-81
56	Robert Elmore	So.	26 1974-75
	Ehimen Orukpe	Sr.	36 2012-13
55	Carl Hall	Sr.	32 2012-13
	Terry Benton	Jr.	26 1970-71
54	Antoine Carr	Jr.	28 1981-82
51	Shaquille Morris	Sr.	33 2017-18
50	Antoine Carr	Sr.	22 1982-83
<b>47</b>	<b>Jaime Echenique</b>	<b>Jr.-TR</b>	<b>34 2018-19</b>
45	Kadeem Coleby	Sr.-TR	36 2013-14

Blocks/Game (Min. 15 GP)	Cl.	GP	Season
3.2	Gene Wiley	Sr.	25 1961-62
2.5	Robert Elmore	Sr.	28 1976-77
2.3	Antoine Carr	Sr.	22 1982-83
2.2	Robert Elmore	So.	26 1974-75
2.1	Terry Benton	Jr.	26 1970-71
2.0	Antoine Carr	So.	33 1980-81
1.93	Antoine Carr	Jr.	28 1981-82
1.72	Carl Hall	Sr.	32 2012-13
1.56	Ehimen Orukpe	Sr.	36 2012-13
1.55	Shaquille Morris	Sr.	33 2017-18
1.4	Antoine Carr	Fr.	29 1979-80
<b>1.38</b>	<b>Jaime Echenique</b>	<b>Jr.-TR</b>	<b>34 2018-19</b>

**PARTICIPATION (SEASON)**

Total Minutes (1976-Pr.)	Cl.	GP	Season
1,154	Randy Smithson	Sr.	32 1980-81
1,145	Ron Baker	Jr.	35 2014-15
1,143	Xavier McDaniel	Sr.	31 1984-85
1,141	Aubrey Sherrod	Sr.	31 1984-85
	Fred VanVleet	So.	36 2013-14
1,139	Paul Guffrovich	Sr.	31 1990-91
1,130	Xavier McDaniel	Jr.	30 1983-84
<b>1,123</b>	<b>Markis McDuffie</b>	<b>Sr.</b>	<b>34 2018-19</b>
1,114	Malcolm Armstead	Sr.-TR	39 2012-13
1,108	Cliff Livingston	So.	33 1980-81
1,106	Toure' Murry	So.	35 2009-10
	Ron Baker	Sr.	35 2015-16
1,104	Fred VanVleet	Jr.	35 2014-15
<b>1,097</b>	<b>Samajae Haynes-Jones</b>	<b>Sr.</b>	<b>34 2018-19</b>
1,085	Tekele Cotton	Jr.	36 2013-14
1,080	Tekele Cotton	Sr.	34 2014-15
1,076	Ron Baker	So.	36 2013-14
1,059	Aubrey Sherrod	Jr.	30 1983-84
	John Cooper	Jr.	29 1989-90
1,042	Jason Perez	Jr.	30 1998-99
1,038	L.D. Swanson	Sr.	27 1994-95
1,033	Jason Perez	Sr.	29 1999-00

**DUNKS (SEASON)**

Total Dunks (since 2009-10)	Cl.	Season
40	Shaquille Morris	Sr. 2017-18
22	Shaquille Morris	So. 2015-16
21	Darius Carter	Sr. 2014-15
20	Cleanthony Early	Jr. 2012-13
	Shaquille Morris	Jr. 2016-17
19	Darius Carter	Jr. 2013-14
18	Garrett Stutz	Sr. 2011-12
	Tekele Cotton	Sr. 2014-15
17	Rashard Kelly	Jr. 2016-17
	Rashard Kelly	Sr. 2017-18
16	Cleanthony Early	Sr. 2013-14
	Shaquille Morris	R-Fr. 2014-15
<b>15</b>	<b>Jaime Echenique</b>	<b>Jr. 2018-19</b>

**Free Throws Made**

220	Cleo Littleton	Sr.	26 1954-55
203	Dave Stallworth	Jr.	29 1963-64
165	Dave Stallworth	So.	27 1962-63
155	Cleo Littleton	So.	27 1952-53
152	Jamar Howard	Jr.	32 2003-04
<b>151</b>	<b>Markis McDuffie</b>	<b>Sr.</b>	<b>34 2018-19</b>
151	Cleanthony Early	Sr.	36 2013-14
143	Greg Carney	Sr.	25 1969-70
143	Joe Stevens	So.	26 1955-56
142	Xavier McDaniel	Sr.	31 1984-85
141	Maurice Evans	So.	28 1998-99

**SCORING (CAREER)**

Total Points	GP	Years
2,164	Cleo Littleton	114 1951-55
2,152	Xavier McDaniel	117 1981-85
1,936	Dave Stallworth	80 1961-65
1,911	Antoine Carr	112 1979-83
1,907	Lynbert Johnson	110 1975-79
1,839	Jason Perez	117 1996-00
1,765	Aubrey Sherrod	117 1981-85
1,636	Ron Baker	124 2012-16
1,599	Randy Burns	124 2001-05
1,571	Jamar Howard	124 2001-05
1,545	Greg Carney	77 1967-70
1,539	Toure' Murry	129 2008-12
<b>1,476</b>	<b>Markis McDuffie</b>	<b>126 2015-Pr.</b>
1,471	Cliff Livingston	91 1979-82
1,463	Sasha Radunovich	120 1985-89
1,439	Fred VanVleet	141 2012-16

**REBOUNDING (CAREER)**

Total Rebounds	GP	Years
1,359	Xavier McDaniel	117 1981-85
1,039	Robert Elmore	84 1973-77
1,027	Lynbert Johnson	110 1975-79
965	Cliff Livingston	91 1979-82
963	Terry Benton	76 1969-72
878	Cleo Littleton	114 1951-55
839	Warren Armstrong	78 1965-68
838	Dave Stallworth	80 1961-65
776	Antoine Carr	112 1979-83
774	Al Tate	78 1957-60
761	Ron Heller	78 1958-61
749	Jamie Arnold	87 1993-97
724	Paul Miller	132 2001-06
711	Jamar Howard	124 2001-05
710	Sasha Radunovich	120 1985-89
706	Gene Wiley	70 1959-62
685	PJ Cousnard	126 2004-08
668	Merv Carman	114 1951-55
659	Jason Perez	117 1996-00
654	Rashard Kelly	139 2014-18
648	Bob Hodgson	82 1953-56
636	Don Woodworth	78 1955-58
626	Toure' Murry	139 2008-12
624	Ron Harris	78 1969-72
624	Garrett Stutz	138 2008-12
617	JT Durlay	137 2007-11
617	Claudius Johnson	114 1989-93
594	Larry Callis	99 1992-96
586	Gus Santos	111 1983-87
585	Troy Mack	114 1998-02
583	Nate Bowman	70 1962-65
564	Shaquille Morris	134 2014-18
<b>555</b>	<b>Markis McDuffie</b>	<b>126 2015-Pr.</b>
551	Jim Givens	77 1968-71
549	Steve Grayer	120 1985-89

**FIELD GOALS (CAREER)**

Field Goal Attempts	GP	Seasons
1861	Cleo Littleton	114 1951-55
1584	Xavier McDaniel	117 1981-85
1498	Aubrey Sherrod	117 1981-85
1473	Jason Perez	117 1996-00
1440	Greg Carney	77 1967-70
1417	Lynbert Johnson	110 1975-79
1370	Antoine Carr	112 1979-83
1356	Dave Stallworth	80 1961-65
1280	Toure' Murry	139 2008-12
1237	Randy Burns	124 2001-05
1226	Ron Harris	78 1969-72
1213	Joe Stevens	78 1955-58
1145	Calvin Bruton	102 1972-76
<b>1117</b>	<b>Markis McDuffie</b>	<b>126 2015-Pr.</b>
1110	Cliff Livingston	91 1979-82
1092	Warren Armstrong	78 1965-68
1076	Sasha Radunovich	120 1985-89

**3-POINT FIELD GOALS**

3-Pointers Made	GP	Years
248	Randy Burns	124 2001-05
242	Ron Baker	124 2012-16
200	Sean Ogirri	97 2004-07
197	Terrell Benton	115 1998-02
196	Jason Perez	117 1996-00
164	Conner Frankamp	95 2015-18
159	Landry Shamet	71 2015-18
153	David Kyles	128 2008-12
<b>152</b>	<b>Markis McDuffie</b>	<b>126 2015-Pr.</b>
144	Paul Guffrovich	120 1987-91

3-Point Attempts	GP	Years
655	Ron Baker	124 2012-16
633	Randy Burns	124 2001-05
536	Terrell Benton	115 1998-02
521	Jason Perez	117 1996-00
493	Sean Ogirri	97 2004-07
<b>442</b>	<b>Markis McDuffie</b>	<b>126 2015-Pr.</b>
434	Toure' Murry	139 2008-12
421	David Kyles	128 2008-12
420	Conner Frankamp	95 2015-18

Career Games w/ a 3-Pointer	GP	Years
112	Ron Baker	124 2012-16
104	Randy Burns	124 2001-05
89	Jason Perez	117 1996-00
88	Fred VanVleet	141 2012-16



## Career Stats Individual Career History



### HAYNES-JONES, Samaj.

Season	gp-gs	min/avg	Total		3-Point		F-Throws		Rebounds				Scoring							
			fg-fga	pct	fg-fga	pct	ft-fta	pct	off	def	tot	avg	pf	fo	ast	to	blk	stl	pts	avg
2017-18	24-0	263/11.0	45-109	.413	14-32	.438	24-35	.686	4	21	25	1.0	24	0	30	18	0	6	128	5.3
2018-19	34-34	1097/32.3	153-419	.365	60-200	.300	42-51	.824	17	68	85	2.5	63	0	92	50	2	22	408	12.0
<b>TOTAL</b>	<b>58-34</b>	<b>1360/23.4</b>	<b>198-528</b>	<b>.375</b>	<b>74-232</b>	<b>.319</b>	<b>66-86</b>	<b>.767</b>	<b>21</b>	<b>89</b>	<b>110</b>	<b>1.9</b>	<b>87</b>	<b>0</b>	<b>122</b>	<b>68</b>	<b>2</b>	<b>28</b>	<b>536</b>	<b>9.2</b>

**SINGLE-GAME HIGHS** [all-time ranking]:

Points: 31, Savannah State -- 11/28/17  
 Rebounds: 10, Baylor -- 12/01/18  
 Assists: 8 [t-45th], vs PC -- 11/09/18  
 Steals: 3, Louisiana Tech -- 11/06/18  
 Blocks: 1, Louisiana Tech -- 11/06/18; Baylor -- 12/01/18  
 FG made: 11 [t-14th], Savannah State -- 11/28/17; Arkansas State -- 12/19/17  
 FG attempts: 18 [t-24th], Temple -- 01/06/19  
 3FG made: 6 [t-6th], Baylor -- 12/01/18  
 3FG attempts: 12 [t-3rd], at Memphis -- 01/03/19  
 FT made: 5, Tulsa -- 02/02/19; Savannah State -- 11/28/17  
 FT attempts: 6, Tulsa -- 02/02/19; vs California -- 11/20/17; Savannah State -- 11/28/17

**SINGLE-SEASON RANKINGS:**

3-point field goals attempted: 4th (200 in 2018-19)  
 Minutes: 14th (1097 in 2018-19)  
 Games started: t-15th (34 in 2018-19)  
 3-point field goals made: t-20th (60 in 2018-19)  
 Field goals attempted: 23rd (419 in 2018-19)

### McDUFFIE, Markis

Season	gp-gs	min/avg	Total		3-Point		F-Throws		Rebounds				Scoring							
			fg-fga	pct	fg-fga	pct	ft-fta	pct	off	def	tot	avg	pf	fo	ast	to	blk	stl	pts	avg
2015-16	34-1	630/18.5	87-204	.426	23-73	.315	55-77	.714	36	75	111	3.3	55	0	25	33	7	27	252	7.4
2016-17	36-27	918/25.5	132-288	.458	33-93	.355	118-144	.819	62	142	204	5.7	72	0	61	50	11	42	415	11.5
2017-18	22-4	416/18.9	64-144	.444	20-59	.339	38-52	.731	21	48	69	3.1	39	0	25	30	2	9	186	8.5
2018-19	34-34	1123/33.0	198-481	.412	76-219	.347	151-182	.830	61	110	171	5.0	68	0	36	55	6	36	623	18.3
<b>TOTAL</b>	<b>126-66</b>	<b>3087/24.5</b>	<b>481-1117</b>	<b>.431</b>	<b>152-444</b>	<b>.342</b>	<b>362-455</b>	<b>.796</b>	<b>180</b>	<b>375</b>	<b>555</b>	<b>4.4</b>	<b>234</b>	<b>0</b>	<b>147</b>	<b>168</b>	<b>26</b>	<b>114</b>	<b>1476</b>	<b>11.7</b>

**SINGLE-GAME HIGHS** [all-time ranking]:

Points: 34 [t-36th], vs Temple -- 03/15/19  
 Rebounds: 14 [t-47th], at Bradley -- 01/29/17; at Drake -- 02/01/17  
 Assists: 8 [t-45th], at Drake -- 02/01/17  
 Steals: 5 [t-19th], South Dakota St. -- 12/22/16  
 Blocks: 2, vs Temple -- 03/15/19; vs Dayton -- 03/17/17; Oklahoma State -- 12/17/16  
 FG made: 12 [t-11th], vs PC -- 11/09/18  
 FG attempts: 20 [t-13th], Tulsa -- 02/02/19  
 3FG made: 6 [t-6th], vs PC -- 11/09/18  
 3FG attempts: 9 [t-34th], 4 times  
 FT made: 12 [t-16th], vs Temple -- 03/15/19  
 FT attempts: 14 [t-19th], Oklahoma State -- 12/17/16

**CAREER ALL-TIME RANKINGS:**

3-point field goals attempted: 6th (444)  
 3-point field goals made: 9th (152)  
 Free throws made: 10th (362)  
 Steals: t-12th (114)  
 Points: 13th (1476)  
 Offensive rebounds: 13th (180)  
 Games played: t-13th (126)  
 Free throws attempted: 14th (455)  
 Field goals attempted: 15th (1117)  
 Minutes: 16th (3087)  
 Field goals made: 22nd (481)  
 Steals average: 25th (0.9)

**SINGLE-SEASON RANKINGS:**

3-point field goals attempted: 1st (219 in 2018-19)  
 Points: 4th (623 in 2018-19)  
 3-point field goals made: 4th (76 in 2018-19)  
 Free throws made: t-6th (151 in 2018-19)  
 Field goals attempted: 8th (481 in 2018-19)  
 Minutes: 8th (1123 in 2018-19)  
 Games played: t-14th (36 in 2016-17)  
 Games started: t-15th (34 in 2018-19)  
 Free throws attempted: t-17th (182 in 2018-19)  
 Field goals made: t-21st (198 in 2018-19)





**2018-19 Wichita State Basketball**  
**Wichita St. Combined Team Statistics (as of Mar 20, 2019)**  
**All games**



Overall record: 20-14 Conf: 10-8 Home: 11-4 Away: 5-7 Neutral: 4-3

#	Player	gp-gs	min	avg	Total		3-Point		F-Throw		Rebounds				pf	dq	a	to	blk	stl	pts	avg
					fg-fga	fg%	3fg-fga	3fg%	ft-fa	ft%	off	def	tot	avg								
01	McDUFFIE, Markis	34-34	1123	33.0	198-481	.412	76-219	.347	151-182	.830	61	110	171	5.0	68	0	36	55	6	36	623	18.3
04	HAYNES-JONES, Sam	34-34	1097	32.3	153-419	.365	60-200	.300	42-51	.824	17	68	85	2.5	63	0	92	50	2	22	408	12.0
21	ECHENIQUE, Jaime	34-31	608	17.9	121-226	.535	10-26	.385	56-86	.651	60	140	200	5.9	101	3	10	43	47	13	308	9.1
00	DENNIS, Dexter	32-22	806	25.2	87-225	.387	45-117	.385	37-56	.661	50	117	167	5.2	77	1	29	37	9	12	256	8.0
10	STEVENSON, Erik	34-11	745	21.9	74-225	.329	43-150	.287	37-48	.771	19	108	127	3.7	94	3	70	56	7	30	228	6.7
02	BURTON, Jamarius	34-25	825	24.3	74-189	.392	10-37	.270	53-75	.707	39	80	119	3.5	68	1	116	59	2	17	211	6.2
33	MIDTGAARD, Asbjorn	31-3	335	10.8	50-77	.649	0-0	.000	19-33	.576	40	56	96	3.1	57	0	6	18	24	3	119	3.8
12	UDEZE, Morris	16-0	202	12.6	24-43	.558	0-0	.000	5-13	.385	18	33	51	3.2	30	0	6	10	7	3	53	3.3
44	PB-CHANDLER, Isaiah	28-0	237	8.5	28-57	.491	3-9	.333	18-24	.750	21	30	51	1.8	33	0	9	13	6	4	77	2.8
03	TORRES, Ricky	34-10	532	15.6	35-100	.350	4-44	.091	6-10	.600	10	54	64	1.9	32	0	85	34	3	14	80	2.4
05	BROWN, Rod	33-0	249	7.5	13-40	.325	1-7	.143	14-26	.538	19	29	48	1.5	23	0	4	10	1	7	41	1.2
22	x-MOORE, Chance	4-0	20	5.0	1-4	.250	0-1	.000	1-2	.500	3	0	3	0.8	2	0	0	2	0	0	3	0.8
11	FARRAKHAN, Eli	11-0	33	3.0	1-10	.100	0-2	.000	0-0	.000	1	2	3	0.3	3	0	0	1	0	0	2	0.2
14	HERRS, Jacob	6-0	6	1.0	0-0	.000	0-0	.000	0-0	.000	0	0	0	0.0	0	0	1	0	0	0	0	0.0
15	BUSH, Brycen	4-0	7	1.8	0-3	.000	0-2	.000	0-0	.000	0	0	0	0.0	0	0	0	0	0	0	0	0.0
Team											68	37	105		1		17					
Total.....		34	6825		859-2099	.409	252-814	.310	439-606	.724	426	864	1290	37.9	652	8	464	405	114	161	2409	70.9
Opponents.....		34	6824		800-1901	.421	239-711	.336	514-745	.690	325	863	1188	34.9	579	8	395	418	132	169	2353	69.2

x-Inactive player

TEAM STATISTICS	WICH	OPP	Date	Opponent	Score	Att.
SCORING	2409	2353	11/06/18	LOUISIANA TECH	L 58-71	10267
Points per game	70.9	69.2	11/09/18	vs Providence	w 83-80	5710
Scoring margin	+1.6	-	% 11/15/18	vs Davidson	L 53-57	4017
FIELD GOALS-ATT	859-2099	800-1901	% 11/16/18	vs Appalachian St.	w 82-76	4135
Field goal pct	.409	.421	% 11/18/18	vs Alabama	L 86-90	2862
3 POINT FG-ATT	252-814	239-711	11/25/18	RICE	w 90-61	10089
3-point FG pct	.310	.336	12/01/18	BAYLOR	w 71-63	10506
3-pt FG made per game	7.4	7.0	12/08/18	at Oklahoma	L 48-80	7015
FREE THROWS-ATT	439-606	514-745	12/12/18	JACKSONVILLE ST.	w 69-65	10028
Free throw pct	.724	.690	! 12/15/18	SOUTHERN MISS.	w 63-60	9356
F-Throws made per game	12.9	15.1	12/19/18	ORAL ROBERTS	w 84-63	10156
REBOUNDS	1290	1188	12/22/18	at VCU	L 54-70	7637
Rebounds per game	37.9	34.9	* 01/03/19	at Memphis	L 74-85	15068
Rebounding margin	+3.0	-	* 01/06/19	TEMPLE	Lot 81-85	10506
ASSISTS	464	395	* 01/12/19	at Houston	L 70-79	7039
Assists per game	13.6	11.6	* 01/16/19	UCF	w 75-67	10211
TURNOVERS	405	418	* 01/19/19	CINCINNATI	L 55-66	10254
Turnovers per game	11.9	12.3	* 01/22/19	at South Fla.	L 41-54	3153
Turnover margin	+0.4	-	* 01/26/19	at UConn	L 60-80	10167
Assist/turnover ratio	1.1	0.9	* 01/30/19	SMU	w 85-83	10096
STEALS	161	169	* 02/02/19	TULSA	w 79-68	10278
Steals per game	4.7	5.0	* 02/06/19	at East Carolina	w 65-49	3631
BLOCKS	114	132	* 02/09/19	TULANE	w 77-62	10435
Blocks per game	3.4	3.9	* 02/17/19	at Cincinnati	L 62-72	12223
ATTENDANCE	152919	120098	* 02/20/19	at Tulsa	w 81-60	5002
Home games-Avg/Game	15-10195	12-6727	* 02/23/19	MEMPHIS	L 85-88	10506
Neutral site-Avg/Game	-	7-5625	* 02/28/19	UCONN	w 65-63	10026
			* 03/03/19	at SMU	w 67-55	6185
			* 03/05/19	EAST CAROLINA	w 72-55	10205
			* 03/09/19	at Tulane	w 82-79	1501
			c 03/14/19	vs East Carolina	w 73-57	7476
			c 03/15/19	vs Temple	w 80-74	7356
			c 03/16/19	vs Cincinnati	L 63-66	7819
			N 03/20/19	at Furman	w 76-70	2102

# = Veterans Classic (Annapolis, Md.)  
 % = Charleston Classic (Charleston, S.C.)  
 ^ = All-College Classic (Oklahoma City)  
 ! = at INTRUST Bank Arena (Wichita)  
 \* = American Athletic Conference game  
 c = Air Force Reserve American Athletic Conference Championship (Memphis, Tenn.)  
 N = National Invitation Tournament



**0** **DEXTER DENNIS**  
Fr. | G | 6-5 | 208  
Baker, La.



**1** **MARKIS McDUFFIE**  
Sr. | F | 6-8 | 218  
Paterson, N.J.



**2** **JAMARIUS BURTON**  
Fr. | G | 6-4 | 208  
Charlotte, N.C.



**3** **RICKY TORRES**  
Jr. | G | 6-2 | 189  
Pinellas Park, Fla.



**4** **SAMAJAE HAYNES-JONES**  
Sr. | G | 6-0 | 180  
Wichita, Kan.



**5** **ROD BROWN**  
R-Fr. | F | 6-6 | 215  
Cordova, Tenn.



**10** **ERIK STEVENSON**  
Fr. | G | 6-3 | 210  
Lacey, Wash.



**11** **ELI FARRAKHAN**  
So. | G | 5-11 | 165  
Melbourne, Fla.



**12** **MORRIS UDEZE**  
Fr. | C | 6-8 | 254  
Houston, Texas



**14** **JACOB HERRA**  
So. | G | 6-2 | 180  
Wichita, Kan.



**15** **BRYCEN BUSH**  
So. | G | 6-0 | 159  
Wichita, Kan.



**21** **JAIME ECHENIQUE**  
Jr. | F/C | 6-11 | 256  
Barranquilla, Columbia



**23** **TEDDY ALLEN**  
So. | F | 6-5 | 220  
Mesa, Ariz.



**32** **TATE BUSSE**  
Fr. | G | 6-2 | 175  
St. Francis, Kan.



**33** **ASBJØRN MIDTGAARD**  
So. | C | 7-0 | 268  
Helsingør, Denmark



**44** **ISAIAH POOR BEAR-CHANDLER**  
Fr. | F/C | 6-9 | 265  
Omaha, Neb.



**HC** **GREGG MARSHALL**  
Head Coach  
12<sup>th</sup> Season



**AC** **ISAAC BROWN**  
Assistant Coach  
5<sup>th</sup> Season



**AC** **LOU GUDINO**  
Assistant Coach  
1<sup>st</sup> Season



**AC** **TYSON WATERMAN**  
Assistant Coach  
1<sup>st</sup> Season



**DOMINIC OKON**  
Director of Operations  
12<sup>th</sup> Season



**DEVON SMITH**  
Mgr. Player Development  
9<sup>th</sup> Season



**NICK JONES**  
Video Coordinator  
4<sup>th</sup> Season

