



# BULLETIN # 06T-02

Carlyle/RCD Refrigeration Products  
PO Box 4808  
Carrier Parkway, TR3  
Syracuse, NY 13221

## SUBJECT: 05T/06T Packaging / Service Valve Changes

DATE: June 26<sup>th</sup>, 2006  
AUTHOR: Michael Collins

<input checked="" type="checkbox"/> PRODUCT	<input checked="" type="checkbox"/> SERVICE & PARTS	<input type="checkbox"/> GENERAL
---	---	----------------------------------

Product Name: 05T/06T 74mm Screw Compressors

### DESCRIPTION

Starting July 3<sup>rd</sup>, 2006 all 05T and 06T 74mm Screw Compressors will be packaged and shipped *without* service valves. Any orders placed after July 3<sup>rd</sup> should include the desired service valves (or optional flange) as separate line items on the order. Table 1 on the following page summarizes the standard service valves, which up to this point have been shipping with all compressors. Table 2 presents optional service valves and an optional mounting flange which can also be used as required. The compressor pricing, as covered in the 2006 price pages, has been updated to reflect this change (i.e. the valve cost has been removed from the compressor price).

When the screw compressors were first set up, service valves choices were simple and all compressors were packaged with a standard set of service valves (as summarized in Table 1). The service valve packages were banded to the inside of the shipping carton. Over the past few years several customers have started to use other mounting options and it is no longer advantageous to continue shipping service valves in the compressor carton. The screw compressors will now follow the same format as our 06D/E/CC reciprocating compressors where service valves along with all other compressor accessory items are ordered separately.

As the form, fit and function of the compressor has not changed; Carlyle has decided not to change the compressor model number to reflect this packaging change. The 12<sup>th</sup> digit in the current model number significance chart indicates service valve shipping options. The significance chart will be updated to indicate no significance for the 12<sup>th</sup> digit. Compressors packaged on or after July 3<sup>rd</sup> or week 27 (i.e. serial numbers beginning with "2706U..."), will not be packaged with service valves. As we will not go through and remove service valves from all of our existing stock, it may be possible to receive a compressor shipped after July 3<sup>rd</sup> with service valves in the shipping crate. You will have the option of keeping the service valves to offset future requirements or can return the service valves to us.

06T-02 05T\_06T Service Valve Changes.doc

1 of 5

Phone: 1-800-GO-CARLYLE  
Fax: 1-315-432-3274

[www.carlylecompressor.com](http://www.carlylecompressor.com)

Table 1 presented below summarizes the standard service valves that up until July 3<sup>rd</sup> have shipped with the compressor in the shipping crate. In most cases, these are the service valves that ***should be ordered*** as separate line items on all orders placed after July 3<sup>rd</sup>. Optional service valve and flange options are shown in Table 2 below. Photos of each of the service valves and application drawings for the 06T compressors with the standard service valves attached are presented at the end of this document.

Table 1. 05T/06T **STANDARD** Service Valve Packages

<b>For all 33 – 54 CFM 06T COMPRESSORS</b>		
<b>Part Number</b>	<b>Qty</b>	<b>Description</b>
06TA660001	2	Suction/Discharge Service Valves– 1 5/8” ODF
06TA660004	1	Economizer Rotolock Valve– 7/8” ODF
<b>For All 65 – 108 CFM 06T COMPRESSORS &amp; ALL 05T COMPRESSORS</b>		
<b>Part Number</b>	<b>Qty</b>	<b>Description</b>
06TA680008	2	Suction/Discharge Bar Stock Service Valves– 1 5/8” ODF
06TA660004	1	Economizer Rotolock Valve– 7/8” ODF

Notes:

1. All Service Valve / Flange Packages include the service valve / flange, metric mounting bolts & gasket.

Table 2 presented below summarizes optional service valves that have been set up for 74mm compressors. These valves (and/or flange) can be used in place of the standard service valves noted above as application requirements dictate. Photos of each of the service valves and flange are shown on the following page.

Table 2. 05T/06T **OPTIONAL** Service Valve / Flange Packages

<b>Optional For all 33 – 54 CFM 06T COMPRESSORS</b>		
<b>Part Number</b>	<b>Qty</b>	<b>Description</b>
06TA660002	1 or 2	Suction/Discharge Service Valves– 1 3/8” ODF
06TA660003	1 or 2	Suction/Discharge Service Valves– 1 1/8” ODF
<b>Optional Flange For ALL 05T &amp; 06T COMPRESSORS</b>		
06TA680006	1 or 2	Suction/Discharge 90 degree Service Flange– 1 5/8” ODF


Notes:

1. All Service Valve / Flange Packages include the service valve / flange, metric mounting bolts & gasket.

Feel free to contact Application Engineering at 800-GO-CARLYLE (800-462-2759) if you have any questions on the service valve options referenced in this bulletin.

Figure 1 below shows a photo of each of the service valve/flange options available for the 05T/06T compressors.

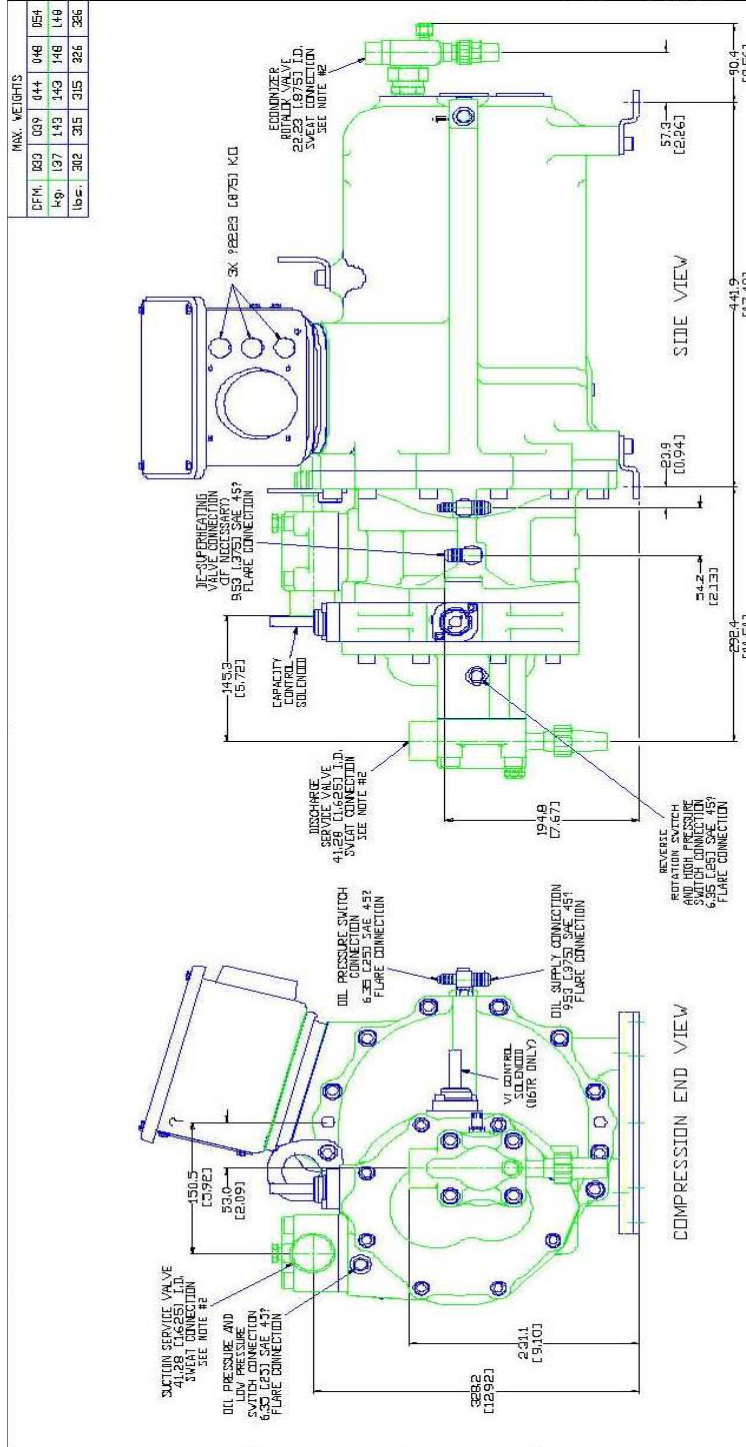
**Figure 1. Photo of Service Valve Options**



\* The part numbers shown are the package numbers which include the valves shown as well as the required gasket and mounting bolts.  
 \*\* 06TA660002 & 06TA660003 are similar to the 06TA660001 valve shown except that they have different connection sizes.

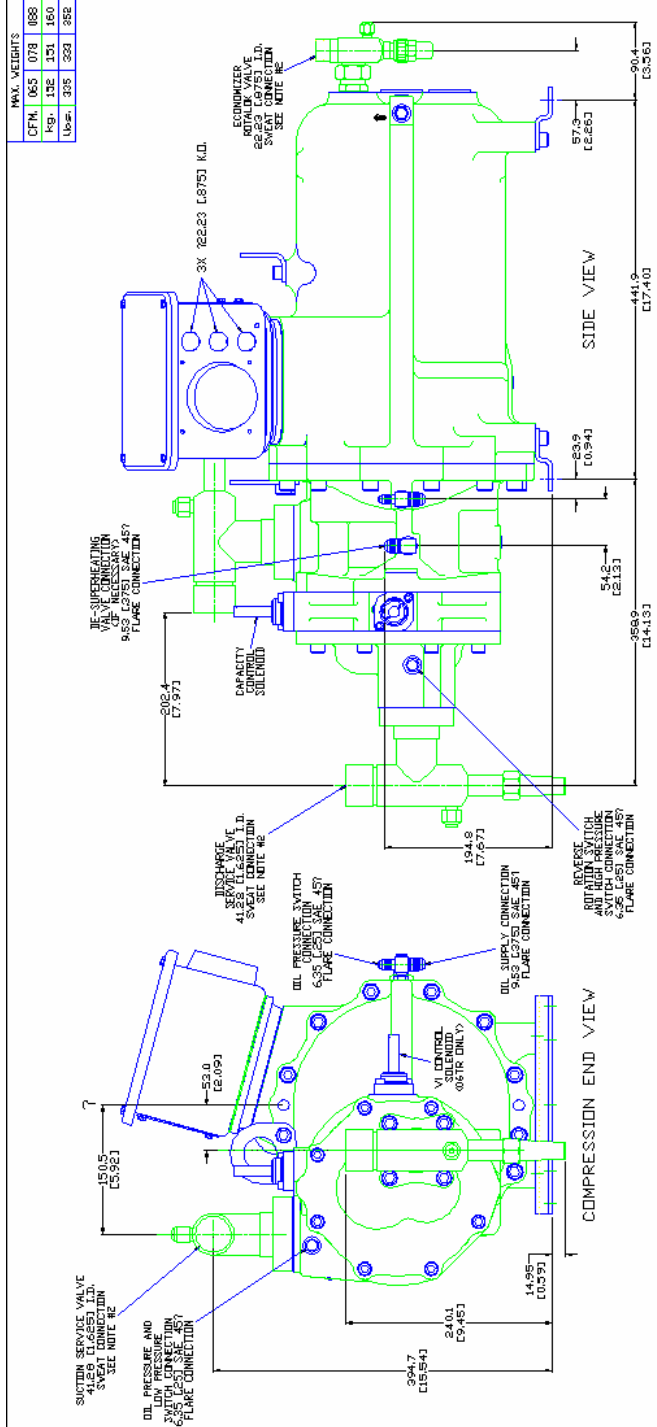
The compressor application drawings shown on the following two pages show the compressor drawings with the service valves installed. Figure 2 shows the application drawing for the 33-54 cfm compressors with the 06TA660001 service valves installed. Figure 3 shows the application drawing for the 65-108 cfm compressors showing the 06TA680008 bar-stock service valves on the compressor.

**Figure 2. 06T 33-54 CFM Compressors – 06TA660001 Service Valve**



**Dimensions**  
 Millimeters  
 [Inches]

**Figure 3. 06T 65-108 CFM Compressors – 06TA680008 Service Valve**



**Dimensions**  
 Millimeters  
 [Inches]