

Buying guide

# VIDGA

## Curtain and panel hanging system

### Design

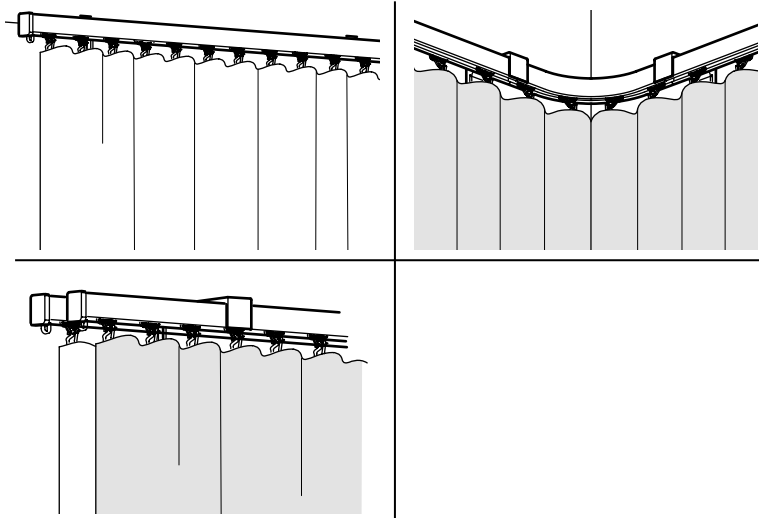
David Wahl

### Good to know

Make sure you measure your window accurately before you start to plan. Follow the tips in this guide.

### Features

“Twist and click,” no more dozens of screws.  
Aluminum — sturdy, durable and lightweight.



### Hangs in every way

VIDGA curtain hanging system gives you lots of possibilities to hang curtains. Hang them in front of windows and niches, or use them as room dividers, sliding doors or around a bed. If you hang curtains in layers you can not only combine colors, patterns and materials in your own personal way, but also dampen sound, adjust light and control temperature in the room more effectively. You can connect several rails together to create one long rail, or shorten them to the desired length with a hacksaw. Mount the rail to walls or ceilings using VIDGA wall or ceiling brackets or use VIDGA corner pieces to mount rails around corners.

A high standard of accuracy has been sought in the preparation of this buying guide. We apologize for, but will not be bound by or responsible for, errors and omissions in this buying guide.

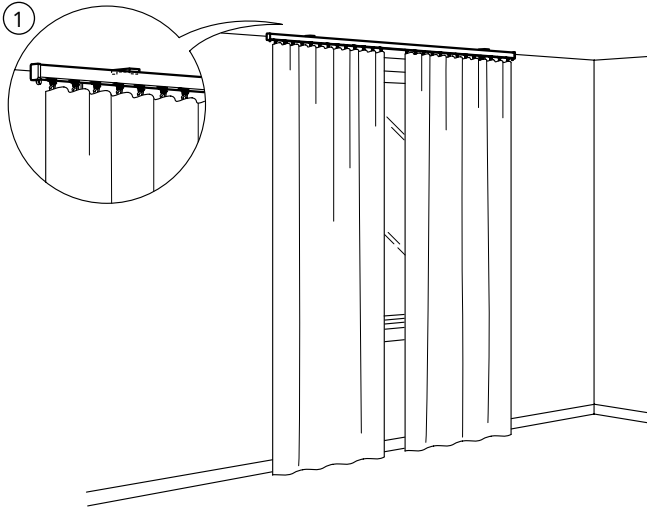
Not all products may be available in all stores. See what is available at your local store by visiting [IKEA-USA.com](http://IKEA-USA.com). For more detailed product information, see the price tag or visit [IKEA-USA.com](http://IKEA-USA.com). All products shown require assembly. All textiles shown are imported.



# Combinations

With a few components, we create solutions for many problems — that's the idea of VIDGA. On the following pages you will find some examples to inspire you to build your dream solutions.

## Single-layer



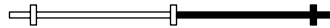
1. One VIDGA single track rail 55" mounted to the ceiling. The curtains are attached using VIDGA glider and hooks.

### Shopping list

VIDGA Single track rail 55" including ceiling fittings	204.929.16	<b>\$9/pc</b>	1 pc
VIDGA Glider/hooks, 24pk	204.830.02	<b>\$3/24pk</b>	1 pk

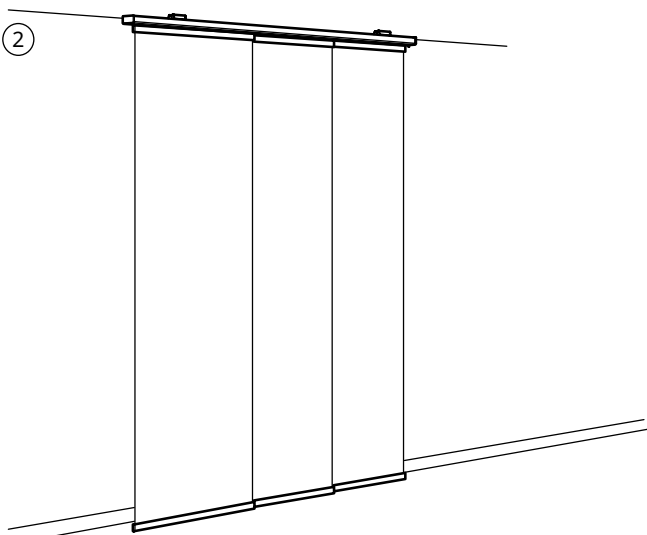
**This combination 494.282.32 \$12**

If you'd like to **double the width of the combination\***, follow the shopping list below:



VIDGA Single track rail 55" including ceiling fittings	204.929.16	<b>\$9/pc</b>	2 pcs
VIDGA Glider/hooks, 24pk	204.830.02	<b>\$3/24pk</b>	2 pks

You can switch to wall fittings in 2½" or 4¾" for a wall mounted solution. Wall fittings sold separately.



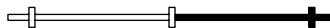
2. One VIDGA triple track rail 55" mounted to the ceiling. Three VIDGA panel curtain holders are used to attach three panel curtains to the tracks. This combination can be used to cover a window or an open storage solution, or as a room divider.

### Shopping list

VIDGA Triple track rail 55" including ceiling fittings	704.928.86	<b>\$18/pc</b>	1 pc
VIDGA Panel curtain holder, 23½"	504.830.05	<b>\$5/pk</b>	3 pks

**This combination 094.282.48 \$33**

If you'd like to **double the width of the combination\***, follow the shopping list below:



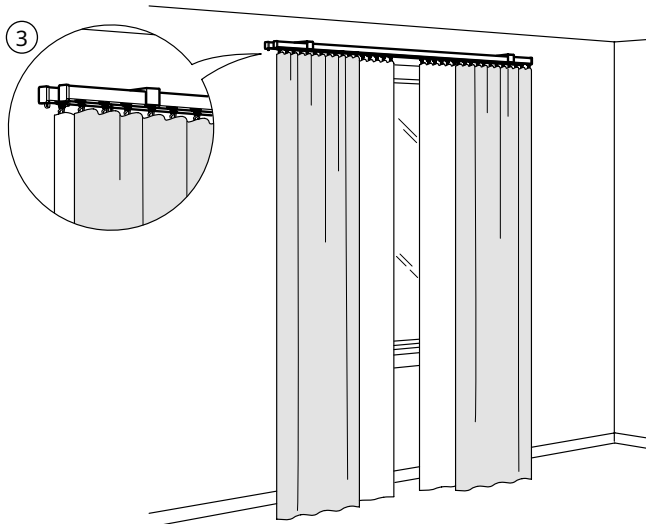
VIDGA Triple track rail 55" including ceiling fittings	704.928.86	<b>\$18/pc</b>	2 pcs
VIDGA Panel curtain holder, 23½"	504.830.05	<b>\$5/pk</b>	6 pks

You can switch to wall fittings in 2½" or 4¾" for a wall mounted solution. Wall fittings sold separately.

\* You can build even wider combinations and cut the rail to your measurements.

# Combinations

## Double-layer



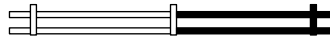
3. Two VIDGA single track rails, 55" each, mounted to the long wall brackets in parallel. By using two layers of curtains, you will have privacy day and night — close the sheer curtains in the day and the outer curtains for the night.

### Shopping list

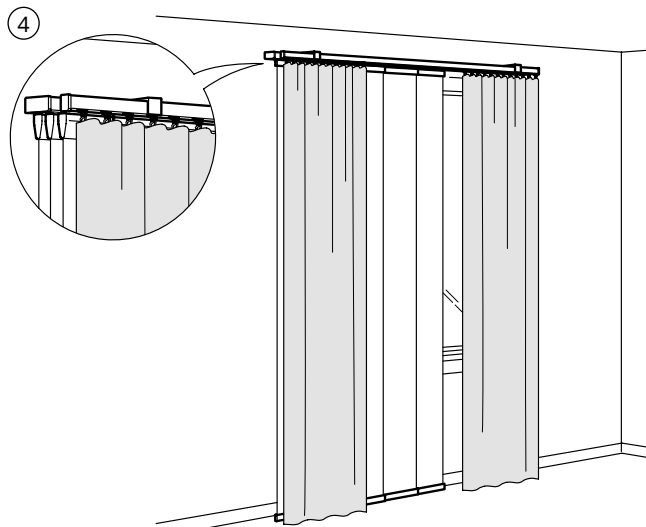
VIDGA Single track rail 55" including ceiling fittings	204.929.16	<b>\$9/pc</b>	2 pcs
VIDGA Glider/hooks, 24pk	204.830.02	<b>\$3/pk</b>	2 pks
VIDGA Wall bracket, 4¾", White	702.991.48	<b>\$4/pk</b>	2 pks

**This combination \$32**

If you'd like to **double the width of the combination\***, follow the shopping list below:



VIDGA Single track rail 55" including ceiling fittings	204.929.16	<b>\$9/pc</b>	4 pcs
VIDGA Glider/hooks, 24pk	204.830.02	<b>\$3/pk</b>	4 pks
VIDGA Wall bracket, 4¾", White	702.991.48	<b>\$4/pk</b>	3 pks



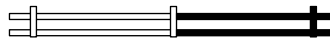
4. One VIDGA triple track rail and one single track rail, both 55" long, mounted to the long wall brackets in parallel. By using panel curtains and curtains in layers you can combine colors, patterns and materials in your own personal way.

### Shopping list

VIDGA Wall bracket, 4¾", White	702.991.48	<b>\$4/pc</b>	2 pcs
VIDGA Triple track rail, 55"	704.928.86	<b>\$18/pc</b>	1 pc
VIDGA Single track rail 55" including ceiling fittings	204.929.16	<b>\$9/pc</b>	1 pc
VIDGA Glider/hooks, 24pk	204.830.02	<b>\$3/pk</b>	1 pk
VIDGA Panel curtain holder, 23½"	504.830.05	<b>\$5/pk</b>	3 pks

**This combination 394.282.61 \$53**

If you'd like to **double the width of the combination\***, follow the shopping list below:

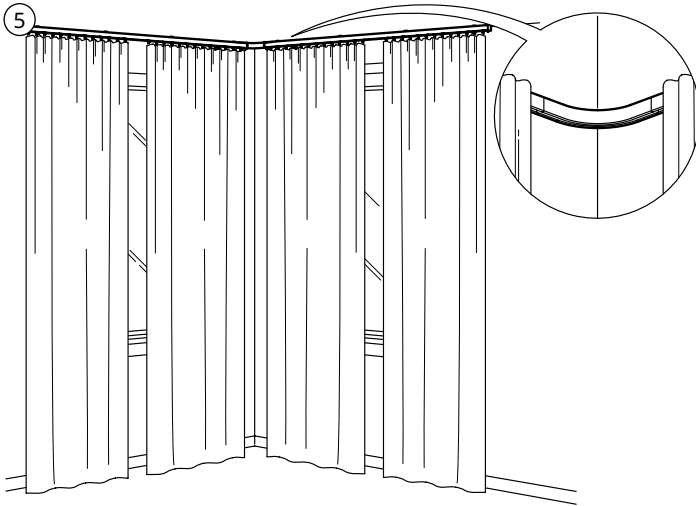


VIDGA Wall bracket, 4¾", White	702.991.48	<b>\$4/pc</b>	3 pcs
VIDGA Triple track rail, 55"	704.928.86	<b>\$18/pc</b>	2 pcs
VIDGA Single track rail 55" including ceiling fittings	204.929.16	<b>\$9/pc</b>	2 pcs
VIDGA Glider/hooks, 24pk	204.830.02	<b>\$3/pk</b>	2 pks
VIDGA Panel curtain holder, 23½"	504.830.05	<b>\$5/pk</b>	6 pks

\* You can build even wider combinations and cut the rail to your measurements.

# Combinations

## Corner solutions



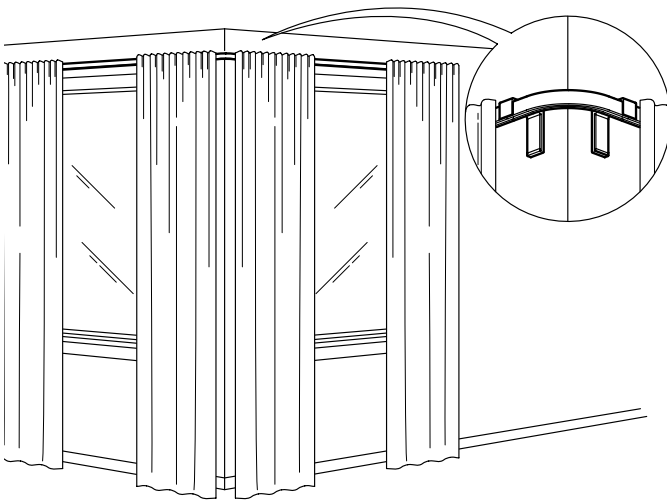
5. Two single track rails, 55" each, joined at the corner with a corner piece and mounted to the wall. Now you can pull the curtains around the corner. The same products work for either an inside corner or outside corner solution.

### Shopping list\*

VIDGA Single track rail 55" including ceiling fittings	204.929.16	<b>\$9/pc</b>	2 pcs
VIDGA Corner piece, single track	304.983.81	<b>\$5/pc</b>	1 pc
VIDGA Glider/hooks, 24pk	204.830.02	<b>\$3/pk</b>	2 pks

**This combination 694.282.26 \$29**

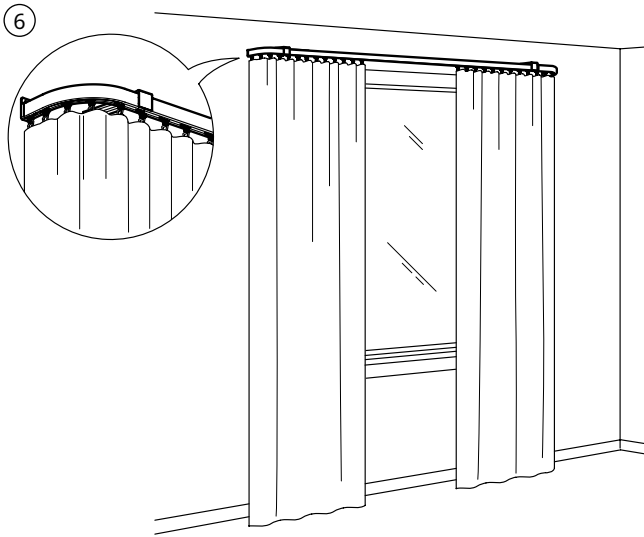
**Inside corner.** You can switch to wall fittings in 2½" or 4¾" for a wall mounted solution. Wall fittings sold separately.



**Outside corner.** You can switch to wall fittings in 2½" for a wall mounted solution. Wall fittings sold separately.

\* You can build even wider combinations and cut the rail to your measurements.

# Combinations



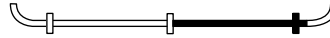
6. One VIDGA single track rail 55" mounted to the wall. With a corner piece on each side you can pull the curtains all the way to the wall to keep the light completely out.

## Shopping list

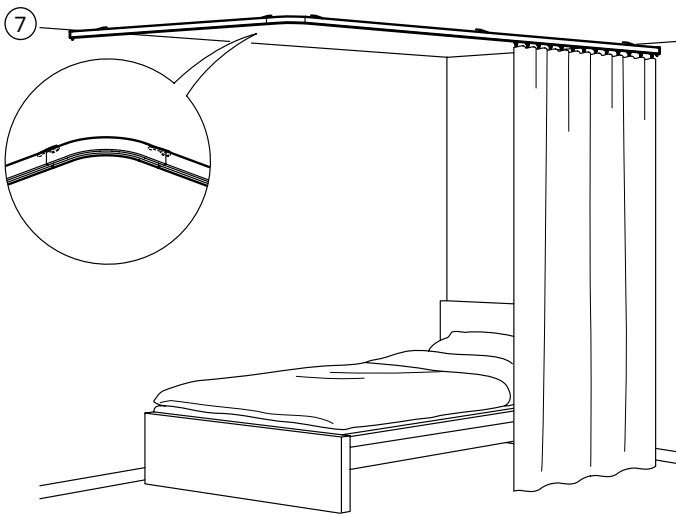
VIDGA Wall bracket, 4¾", White	702.991.48	<b>\$4/pc</b>	2 pcs
VIDGA Single track rail 55" including ceiling fittings	204.929.16	<b>\$9/pc</b>	1 pc
VIDGA Corner piece, single track	304.983.81	<b>\$5/pc</b>	2 pcs
VIDGA Glider/hook, White, 24pk	204.830.02	<b>\$3/24pk</b>	1 pk

**This combination: 594.282.60 \$30**

If you'd like to **double the width of the combination\***, follow the shopping list below:



VIDGA Wall bracket, 4¾", White	702.991.48	<b>\$4/pc</b>	3 pcs
VIDGA Single track rail 55" including ceiling fittings	204.929.16	<b>\$9/pc</b>	2 pcs
VIDGA Corner piece, single track	304.983.81	<b>\$5/pc</b>	2 pcs
VIDGA Glider/hooks, 24pk	204.830.02	<b>\$3/24pk</b>	2 pks



7. Three VIDGA single track rails, 55" each, are connected and mounted to the ceiling. Curtains around the bed create a cozy, private corner.

## Shopping list\*


VIDGA Single track rail 55" including ceiling fittings	204.929.16	<b>\$9/pc</b>	3 pcs
VIDGA Corner piece, single track	304.983.81	<b>\$5/pc</b>	1 pc
VIDGA Glider/hooks, 24pk	204.830.02	<b>\$3/pk</b>	2 pks

**This combination 694.282.45 \$38**


\* You can build even wider combinations and cut the rail to your measurements.

# HOW TO PLAN

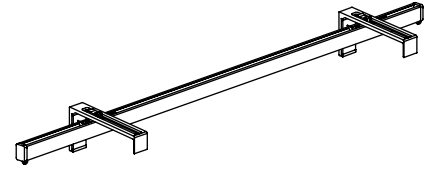
**Planning is never easy, but getting to know VIDGA is. You start with one rail and two brackets.**



The ceiling brackets allow you to mount the rail to the ceiling — a great solution if you would like to hang the curtains away from a windowsill that protrudes.



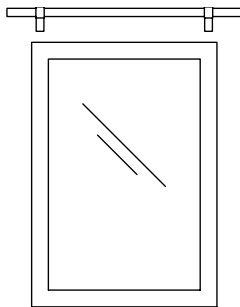
The short wall brackets allow you to hang the curtains very close to the wall so the light doesn't sneak in from the sides.



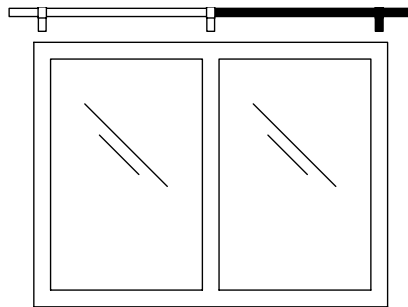
The long wall brackets can hold multiple parallel rails so you can hang layers of curtains.

The single track rail works well with curtains. Like panel curtains more? Triple track rail will fit your needs.

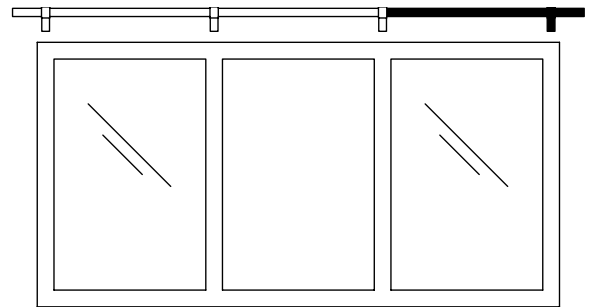
**Have a wider window? We have a solution for you.**



Start with one rail and two brackets.



Too short? Add one rail and one bracket (to your existing one rail and two brackets).

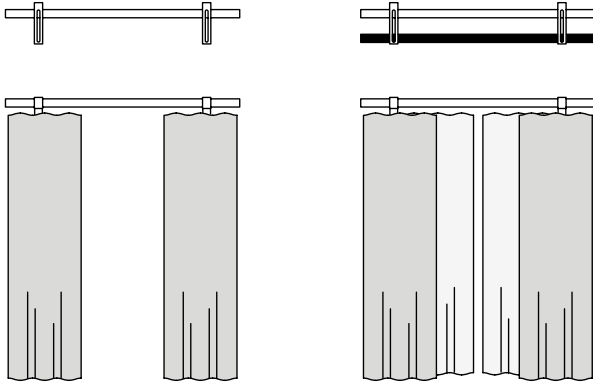


Still not long enough? Continue to add more rails and brackets as needed (to your starting one rail and two brackets).

You can also cut the rail to your specific measurements for an exact fit on any window.

# HOW TO PLAN

Want a solution to hang two layers of curtains? Or even three?  
The long wall bracket enables you to do just that.



One single track rail and two long wall brackets (L4¾") to start with.

Add one single track rail, no extra brackets needed.

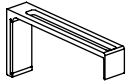
**Wider window and double-layer curtains?**

**Now you know what to do.**

Single track rail works well with curtains.  
Like panel curtains more? Triple track rail will fit your needs.

The rails can be cut to the desired length with a hacksaw.

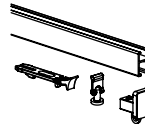
## Parts and prices



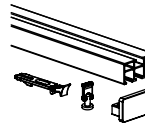
**VIDGA Wall bracket White**  
L4¾". 702.991.48 **\$4**



**VIDGA Wall bracket White**  
L2¼". 102.991.51 **\$3**



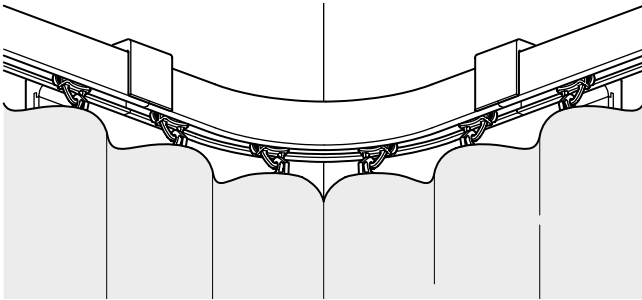
**VIDGA Single track rail including ceiling fittings White**  
L55". 204.929.16 **\$9**



**VIDGA Triple track rail including ceiling fittings White**  
L55". 704.928.86 **\$18**

# HOW TO PLAN

## Join the rails at a corner.

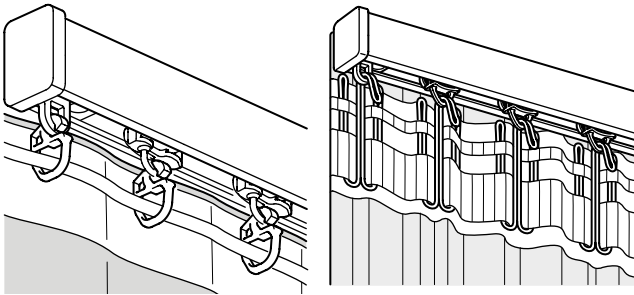


### Parts and prices



<b>VIDGA Corner piece</b> Single track			
4¾". White	304.983.81		<b>\$5</b>

## Hang curtains with glider and hooks.



### Parts and prices

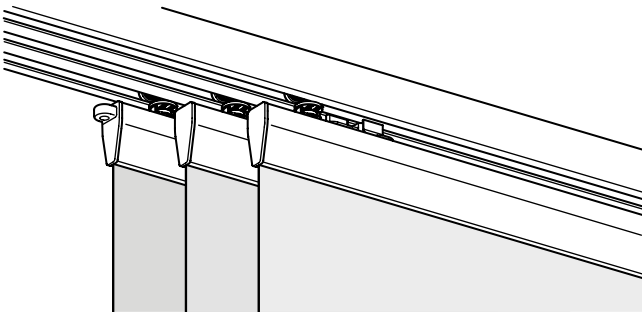


<b>VIDGA Glider with hooks</b>			
White	204.830.02		<b>\$3/24pk</b>



<b>RIKTIG Curtain hooks</b>			
Used if you want the curtain to have a pleated look.			
	402.122.03		<b>\$3.99/20pk</b>

## Hang panels with panel curtain holder.



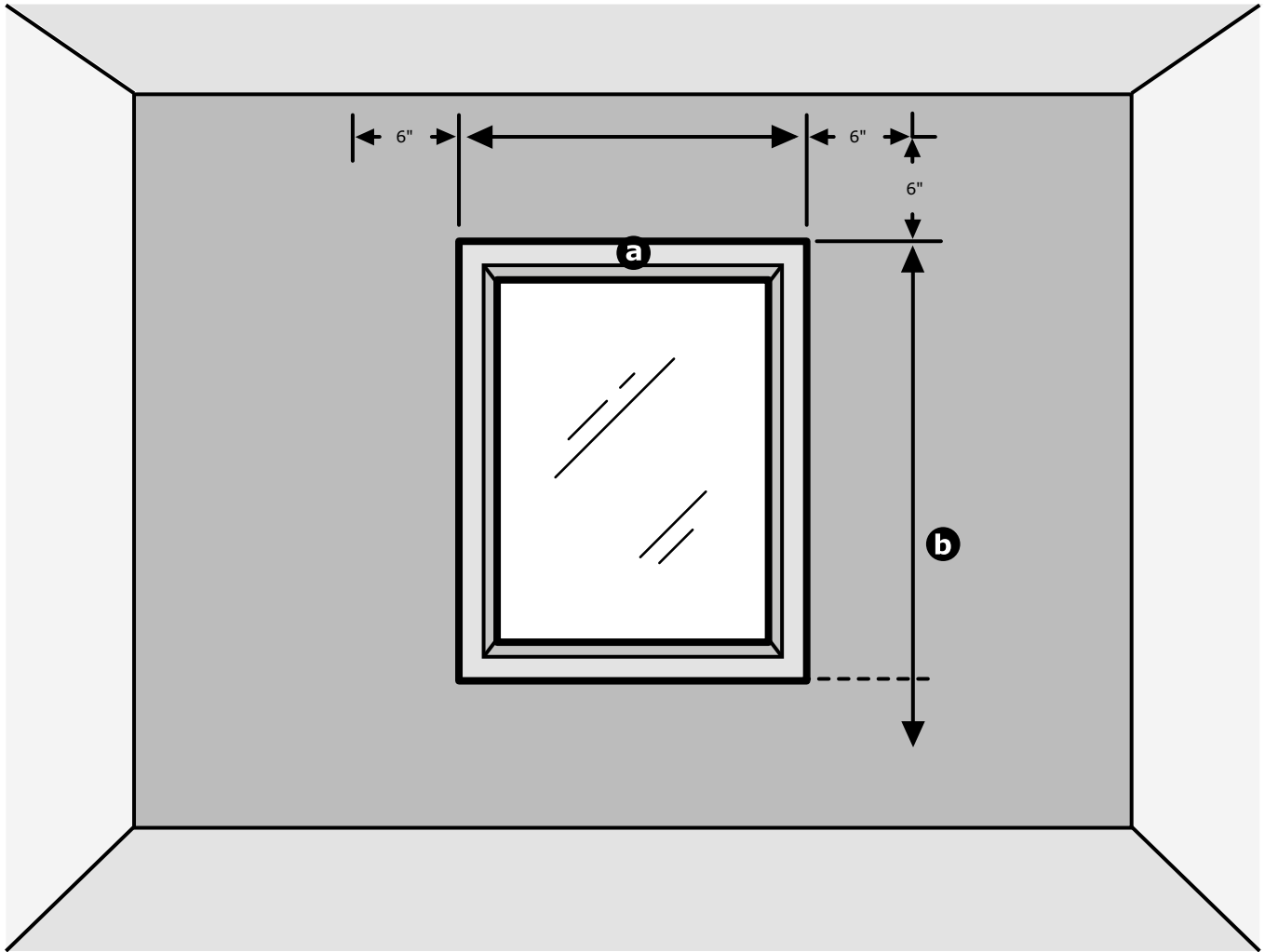
### Parts and prices



<b>VIDGA Panel curtain holder</b>			
W23½". White	504.830.05		<b>\$5</b>



# HOW TO MEASURE YOUR WINDOW



Start by taking the measurements of your window.

## 1. The width.

This determines the width of your curtain rod or track rail.

Measure the width of the window. **a**

Add at least 6" on each side to the measurement **a** to allow the curtains to cover the window properly and open completely.

## 2. The height.

This determines the length of your curtains or panel curtains.


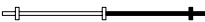

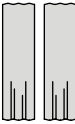
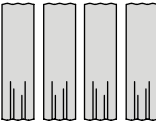
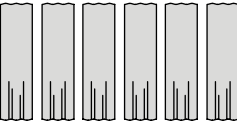
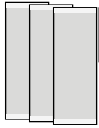
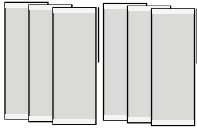
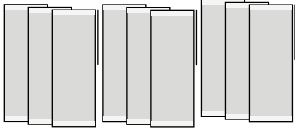
Measure from the top of the window frame and stop where you want your curtains or panel curtains to end. **b**

As a rule of thumb, add 6" to the measurement **b**.

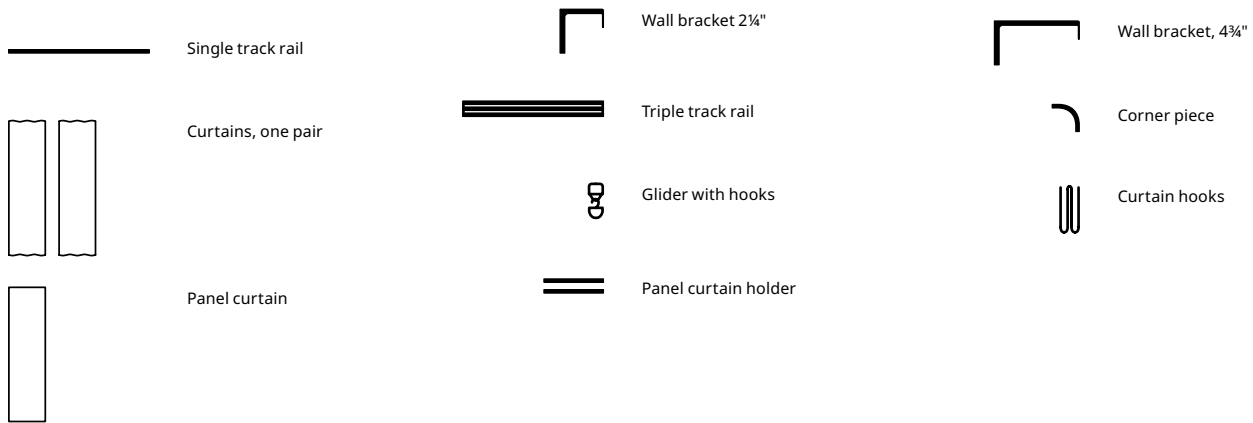
Mount the curtain rod or track rail 6" above the window frame.

Add a few inches to allow for any shrinkage of the curtains after washing.

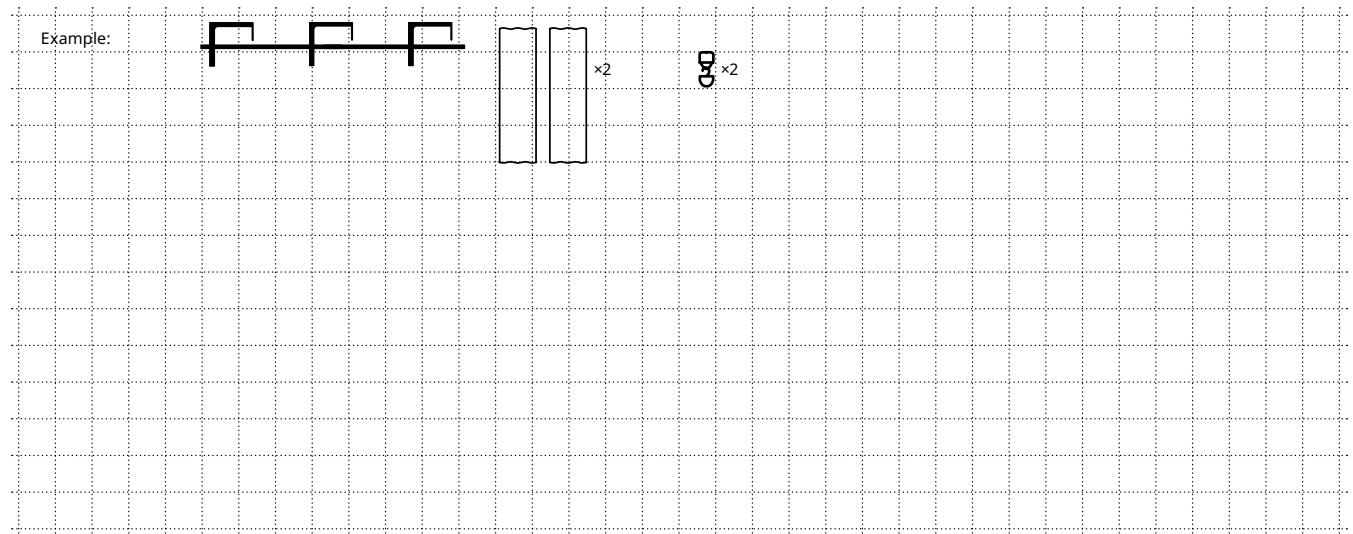
# NUMBER OF CURTAINS AND ACCESSORIES

	The length of the track you need		
			
	< 55"	55-110"	110-165"
Hang curtains with <b>Single track rail</b>			
<b>Number of products</b>			
Curtains, one pair	1 pk (2 pcs)	2 pks (4 pcs)	3 pks (6 pcs)
Glider with hooks	1 pk (24 pcs)	2 pks (48 pcs)	3 pks (72 pcs)
<b>Optional:</b> if you want to pleat the curtains, add: Curtain hooks	1 pk (20 pcs)	2 pks (40 pcs)	3 pks (60 pcs)
Hang panel curtains with <b>Triple track rail</b>			
<b>Number of products</b>			
Panel curtain	3 pcs	6 pcs	9 pcs
Panel curtain holder	3 pks	6 pks	9 pks
Draw rod	1 pc	2 pcs	3 pcs

# PICK OUT WHAT YOU NEED



## Make a simple drawing



## Fill in the quantities you need.

Product	Item number	Quantity
VIDGA Wall bracket, 2 1/4"	102.991.51	pieces
VIDGA Wall bracket, 4 3/4"	702.991.48	pieces
VIDGA Single track rail 55" including ceiling fittings	204.929.16	pieces
VIDGA Triple track rail, 55"	704.928.86	pieces
VIDGA Corner piece, single track	304.983.81	pieces
<b>Choose the curtain you like. All sold by pair.</b>		packages
VIDGA Glider/hooks, 24pk	204.830.02	packages
RIKTIG Curtain hooks 20-pack <i>Optional: if you want to pleat the curtains.</i>	402.122.03	packages
<b>Choose the panel curtains you like.</b>		pieces
VIDGA Panel curtain holder, 23 3/8"	504.830.05	packages

# SERVICES

## **ASSEMBLY SERVICE**

TaskRabbit offers quick and convenient assembly and mounting.  
Visit [IKEA-USA.com/services](https://www.ikea-usa.com/services) for details.

Services and prices may vary, please see [IKEA-USA.com/services](https://www.ikea-usa.com/services) or talk to us in your local IKEA store.