



Second Stage study guide

January-May 2017



By Annie Cusick Wood

The Cast

Alvin Chan
Jocelyn Ishihara

The Artistic Staff

Director
Set/Prop/Puppet Design
Costume Design
Sound Design
Study Guide by

Annie Cusick Wood
Karen Kiefer
Dvorah Neubauer
TBA
Daniel A. Kelin, II

WE WELCOME YOU TO HONOLULU THEATRE FOR YOUTH!

The year-round work of HTY is supported in part by a grant from the State Foundation on Culture and the Arts with funds from the Hawaii State Legislature. This support, with a grant from the National Endowment for the Arts and gifts from private foundations, the corporate community and individuals, enables HTY to offer plays to schools at nominal cost.

Introduction

TEACHER PREVIEW

HTY invites you & a guest FREE to *Home* on Sat., Feb. 11 at 9:30 and 11:30 am at Tenney Theatre. Please call ahead for reservations.

USING THIS GUIDE

For a more complete list of Standards Connections, please visit the HTY website:

www.htyweb.org/sites/default/files/Can%20You%20Hear%20My%20Hands%20STANDARDS.pdf

BEFORE THE SHOW Activities	Page	STANDARD CONNECTION
Try <i>Home: An Opening Activity</i> theme activity	3	Common Core (CC) Reading; CC Writing; HCPS World Languages
Talk about the themes of the play with <i>Friends and Sharing</i>	4	CC Speaking/Listening
Have students create <i>Friends and Sharing: A drawing</i> with the <i>For Students: Friends</i> page	4&7	HCPSIII Visual Art
Try <i>A Little Drama in the Class</i>	5	HCPSIII Drama, CC Reading, Speaking/Listening

---See the HTY production of HOME---

AFTER THE SHOW Activities	Page	STANDARD CONNECTION
Guide students to design a house with <i>For Students: Here's Your House!</i>	5&6	HCPSIII Visual Art
Have students <i>Draw the HTY Show</i>	5&8	CC Speaking/Listening, HCPSIII Visual Art
Read or research more with <i>Resources</i>	2	CC Reading

CONTACT US. TELL US WHAT YOU THINK.

Feedback Forms: Please return an evaluation form after seeing the performance. We often contact teachers for further information, so include your name, school address and email address.

HTY Online: Visit our website for last minute changes or special offers, www.htyweb.org.

Honolulu Theatre for Youth
1149 Bethel St., Suite 700
Honolulu, HI 96813
808 839 9885, 808 839 7018 (fax)
www.htyweb.org

Becky Dunning, *Managing Director*
Eric Johnson, *Artistic Director*
Daniel A. Kelin, II, *Director of Drama Education*
Stu Hirayama, *School Reservations Manager*

For Teachers

INTRODUCTION from Artistic Director, Eric Johnson

I am delighted to have Annie Cusick Wood back creating another original production specifically for HTY audiences. Known worldwide for her theatre work for very young children, Annie is an artist that deeply understands the concerns of this age group and this thoughtful piece of theatre is set to explore one of our most basic needs. We hope that this study guide will help prepare your class for the performance and create useful ties to discussion and activities following. As always, it is a great pleasure to work with you to make Hawaii a better home for us all.

HOME: An Opening Activity

In our 2016-17 season, HTY desires to investigate and celebrate the idea of 'Home.' What is a 'Home?' Where and when do each of us truly feel at 'Home?' What are the stories that define your true 'Home?' Start your HTY journey before traveling to the theatre with the following activity:

MY HOME....: a simple prose poem that celebrates ideas of a whole class

Materials: On a board or chart paper write 'My Home ...'

Procedure: Ask students to share what's special about their home. Ask about: Who lives there, what kind of animals they have, what they like to play inside, what they like to play outside, What color their home is, What's their favorite toy, Where's a secret hiding place they might have, What would you need or want if your house were a *boat?*, etc.

If you haven't already put the students' suggestion in order, with a new piece of chart paper, write 'My Home' at the top and then list the suggestions in order below, in poem style. When finished, read your poem aloud with or for the class. What do they like best about their Home Poem?

RESOURCES

BOOKS (local library)

Sharing

Llama Llama Time to Share by Anna Dewdney

The Boy Who Wouldn't Share by Mike Reiss

The Bear who Shared by Catherine Rayner

It's Mine by Leo Lionni

Friends

I love my New Toy by Mo Willems

WEBSITES

How to teach your preschooler to share

http://www.babycenter.com/0_how-to-teach-your-preschooler-to-share_65514.bc

Sharing Activities

<https://teachingnook.wordpress.com/preschool-nook/preschool-themes-sharing/preschool-theme-sharing-activities/>

Friendship

<http://www.123child.com/lessonplans/selfconcept/friendship.php>
<http://teaching2and3yearolds.com/friendship-activities-for-preschoolers/>

For Teachers

Before seeing the Show

FRIENDS AND SHARING

BEFORE SEEING THE SHOW: Engage your students in a discussion about the main themes.

- Friendship
 - Who has a friend? What do you like to play with your friend?
 - Why is it good to play with a friend?
 - How do you make your friend feel happy? What makes your friend feel sad?
 - Where would you go with your friend if you had a boat together?
 - Raise your hand if you help your mom or dad. How do you help them at home?
 - Raise your hand if you have a brother or sister. How do you help your brother or sister?
- Home
 - What do you like most about your home?
 - Where is your favorite place to play at home? Where is your favorite *inside* place? Where is your favorite *outside* place?
 - What parts of your home do you share with your family?
 - Have you ever invited a friend to your house? Where do you play together?
 - What so you love about being at home?
- Sharing
 - Do you share with your friends? What do you share with your friends?
 - How do your friends feel when you share with them?
 - Was there a time when someone didn't want to share with you? How did you feel?
 - Why is it good to share?
- Differences (Please use these ideas as a start. Add as many categories as you like)
 - Please stand up if...
 - You are a boy. You are a girl.
 - You are 4 years old, 5 years old, etc.
 - You like to swim. You like to play at the beach. You like to play in the park.
 - Now, please tell me one person who is the SAME as you. One person who is DIFFERENT from you.

FRIENDS AND SHARING: A DRAWING

Distribute copies of the **FOR STUDENTS: Friends** page (pg. 7). Guide students to draw themselves and a friend on their own island. Ask, 'You and your best friend have your own island. It's all yours to share and play on. What would you do? Where would you go? What might you discover?'



For Teachers


Play-related Activities

A LITTLE DRAMA IN THE CLASS

Explore the idea of selfishness and sharing with a little in class drama play and the book It's Mine by Leo Lionni.

Before Reading

- Have your students to find their own personal space in the room.
- Guide your students to freeze their bodies like a frog.
- Carefully direct your students to hop about like a frog.
- Place a piece of paper or carpet piece on the floor for each student.
- Ask each student to be a frog on a lily pad.
- Guide students to sit, sleep and catch flies. How can they stay on the lily pad while leaping to catch the flies?
- Next, remove half of the 'lily pads.'
- Guide students to share their lily pad.
- Guide the pairs to sit, sleep and catch flies together. How can they help each while catching the flies?
- Ask, "Which is more fun? By yourself or with a friend?"



Read the book

- Ask, "Which did the frogs like better, to be alone and fighting or to be together?"

FOR STUDENTS: HERE'S YOUR HOUSE!


Distribute copies of the **FOR STUDENTS: Here's Your House!** page (pg.6). Guide your students to draw the house they want. What's in the house? Which room is for what person in your family? What might be something exciting you could add to your house? Might there be a room for a pet? Might there be a special room for special visitors? Let your imagination have some fun!

DRAW THE HTY SHOW

Engage your students in a discussion about visiting the HTY play. What did they like? Which parts were their favorite? Which part of the play was surprising? Which part was sad? What did the characters do that made you laugh?


Distribute copies of the **FOR STUDENTS: Draw the HTY Show** page (on pg. 8 in this guide). Task students with drawing a picture that shows what they enjoyed about HOME.

When students are finished drawing, share the pictures as you talk about the different parts of the play, the characters and why it was so much fun to see the show!



For Students

Here's Your House!



For Students Friends



For Students

Draw the HTY Show

