




HEALTHBOARD



HEALTHB♥ARD

by Clarus

3
9
15
21
27
33

Healthboard Features

Patient Room Designs

Patient Room

Pediatric Room

Nurse Station

Builder Tool



Print your own custom, high resolution graphics & logo using Clarus ColorDrop technology



You can clean your Clarus Healthboard with any hospital grade cleaner



Clarus Glass will never stain or ghost, keeping sensitive patient details safe and secure, plus your board will look new every day for a lifetime



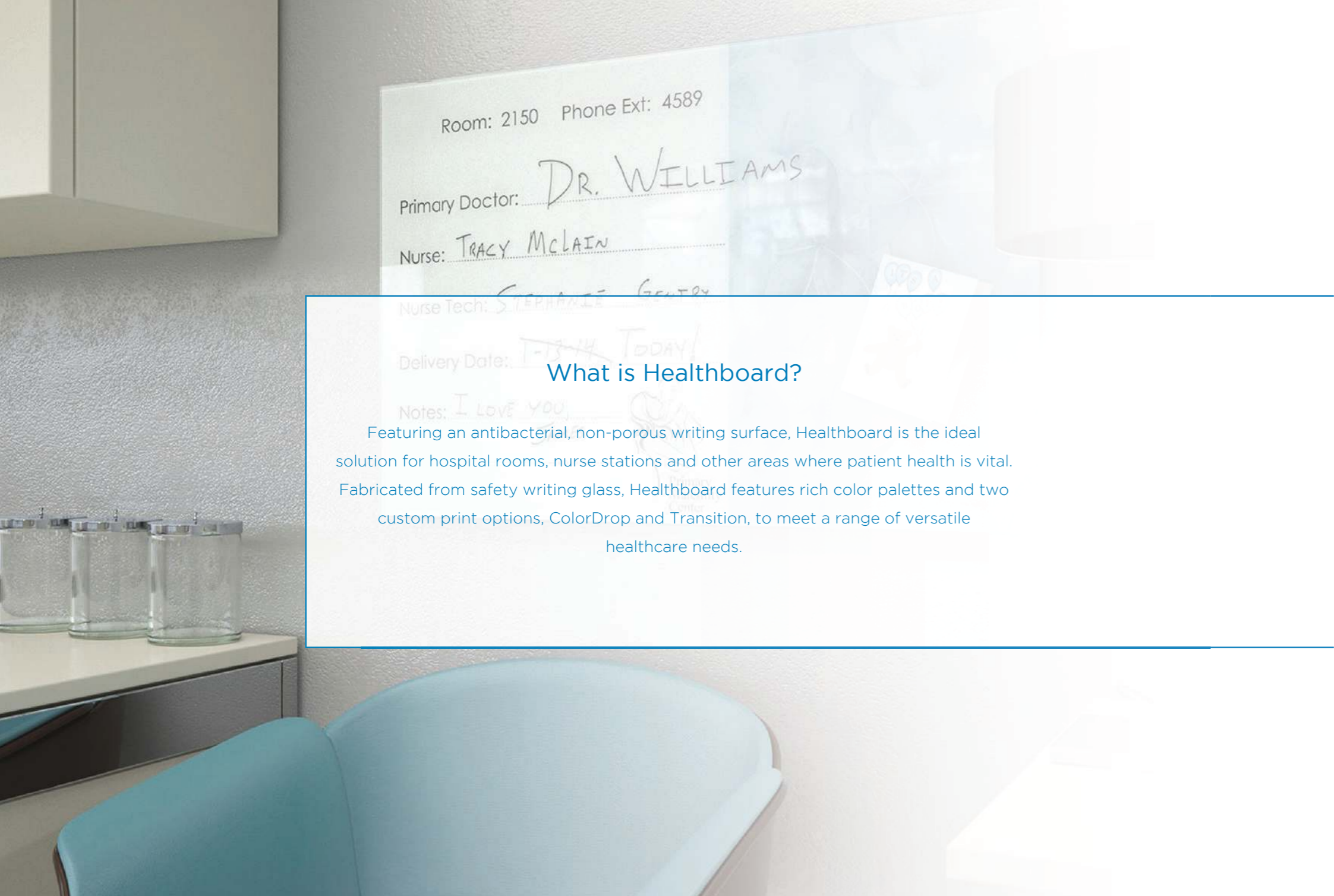
Clarus Healthboards come with our On The Wall Promise and outperform and outlast any whiteboard on the market



Clarus Glass is a non-porous material that acts as both an anti-bacterial and anti-microbial that surface stays hygienic and clean



Clarus Healthboard comes shipped with a package of Clarus Preferred markers that offer perfect visibility for your glass writing surface



Room: 2150 Phone Ext: 4589

Primary Doctor: DR. WILLIAMS

Nurse: TRACY MCLAIN

Nurse Tech: STEPHANIE GENTRY

Delivery Date: 1-13-14 TODAY!

Notes: I LOVE YOU

What is Healthboard?

Featuring an antibacterial, non-porous writing surface, Healthboard is the ideal solution for hospital rooms, nurse stations and other areas where patient health is vital. Fabricated from safety writing glass, Healthboard features rich color palettes and two custom print options, ColorDrop and Transition, to meet a range of versatile healthcare needs.



Clarus Healthboard can be created with essential or supporting design elements in two formats, permanent ColorDrop print and Transition removable graphics.

Clarus ColorDrop technology enables permanent branding, layout or formatting to be printed on Healthboard, creating a fusion of confidence-building brand intimacy and informative elements such as fields, patient information or gridlines.

Clarus Transition, popular in many healthcare settings, allows doctors and nurses to add, remove and otherwise design a Healthboard's backdrop to the patient experience. Transition is a simple solution, via a hidden channel on the back of the Healthboard, that beautifully tailors patient communication within the context of their care. Transition can be easily updated over time as the needs of a healthcare facility evolve.

Patient Communication Drives Satisfaction

With any written medium in a healthcare facility, privacy is paramount. A patient's approval of doctor and nurse communication could be negatively impacted by poorly erasing surfaces. Traditional writing surfaces, such as whiteboards have porosity that traps dry-erase marker ink and other contaminants including bacteria, making them too risky for healthcare – their aesthetics alone could negatively impact HCAHPS scores. Illustrative surfaces, such as Healthboard are also essential to effective communication with patients who don't speak English or the languages in which doctors and nurses are proficient. Patients who speak languages different from their caregivers are likely to score HCAHPS communications metrics poorly if they are unable to understand instructions, diagnoses and bedside care. Healthboard presents the opportunity to illustrate or simply 'write out' concepts, supporting spoken dialogue and enabling patients to discern messaging after the doctor or nurse has left the room.

Healthboard is the ideal medium for doctors and nurses to express their efforts in communication through illustrated and written content. They bring color, personality, and brand equity to the hospital room. And because doctors and nurses should utilize all available channels to connect with patients, Healthboard is an essential medium for optimal communication.

Why A Clarus Healthboard:

Infection Control | Reduced Maintenance | Improved Patient Satisfaction Scores

Why spend millions of dollars and countless hours dedicated to patient safety and satisfaction, only to come up short in every hospital room? Old whiteboard technology is simply unsafe and unnecessary. With Healthboard by Clarus, never risk patient confidentiality or incorrect treatment directions with ghosted whiteboards.

Step up to Healthboard.



Patient Room

Blue Detail

Today is
Mon Tues Wed Thur Fri Sat Sun

Room Number: _____ Room telephone: _____

Physician: _____ Doctor: _____

Nurse: _____ Nurse: _____

Goal for Today

Anticipated date of discharge day _____

Today's Plan of Care

Diet: _____

Radiology
 Lab Work
 Physical Therapy

Last dose: _____ Next available dose: _____

Blue Pixels

General Medical

DNA

Patient _____ Room _____

Doctor _____ Ext. _____

Nurse _____ Ext. _____

Days Plan _____ Schedule _____

Notes _____

General Medical

Autumn

Patient _____ Room# _____

Date _____ Phone# _____

General Medical

Doctor: _____
Nurse: _____
Guest Service Staff: _____

Daily Plan _____

Pain Level
1 2 3 4 5 6 7 8 9 10
Good Unbearable



General Medical

Attending Physician
Doctor/a _____

Nurse/Nursing Care Assistant
Enfermero/a, Asistentes, de enfermeria _____

Plan de Cuidado para Hoy _____

Today's Date
Fecha de Hoy _____

Your Questions and Comments
Sus Preguntas y Comencarios _____

Medication(s)
Medicina(s) _____

Pain Scale: _____

Patient _____ Room _____

Date _____ Ext. _____

Doctor _____ Phone _____

Nurse _____ Phone _____

Medications _____ Days Plan _____

Notes _____

Notes _____



Color Pixels

Patient's Name : _____

Today's Date : _____ Room Number : _____ Phone Number : _____

Doctor : _____ Nurse : _____ PCT : _____ Team Leader : _____

Diet : _____ Weight : _____

Plan For The Day : _____

Family Needs : _____

General Medical

Hillside

Notes

Patient	_____	Monday	_____
Room	_____	Tuesday	_____
Date	_____	Wednesday	_____
	_____	Thursday	_____
	_____	Friday	_____
	_____	Saturday	_____
	_____	Sunday	_____

Doctor _____

Nurse _____

Patient Asst. _____

PT _____

Anesthesia _____

Phone 1 _____

Phone 2 _____

Phone 3 _____



Red Apple

Corn Seed

Patient's name: _____ Date: _____
 Nombre del paciente: _____ Fecha de hoy: _____

Room number: _____ Caregiver's name: _____ Going home date: _____
 Número de habitación: _____ Nombre del padre/madre: _____ Fecha para irme a casa: _____

Doctor: _____ Today's plan: _____ Medication(s): _____
 Médico: _____ Plan de cuidado para hoy: _____ Medicinas: _____

Nurse: _____
 Enferma: _____

Medication(s): _____
 Medicinas: _____

HELPING YOU FEEL LIKE YOU AGAIN!

Pain Scale
 0 1 2 3 4 5 6 7 8 9 10
 No Pain Excruciating
 No duele Duele el máximo

Mountainscape

Patient _____ Date _____
 Doctor _____ Doctor _____

Medications _____ Dose _____

Pain Scale
 1 Great
 2 Good
 3 Okay
 4 Moderate
 5 Bad
 6 Pretty Bad
 7 Severe
 8 Unbearable

Notes _____ Contacts _____

General Medical

Purple Basic

General Medical

Room 755 Ext. 2239

Patient: _____
 Physician: _____
 Date: _____
 Family Contact: _____

Sea Star

Patient _____ Room _____
 Date _____ Nurse _____ Number _____
 Patient Assistant _____ Number _____
 Doctor _____ Number _____

Schedule
 Monday _____
 Tuesday _____
 Wednesday _____
 Thursday _____
 Friday _____
 Saturday _____
 Sunday _____

Notes _____

General Medical

General Medical

Patient _____ Intake _____ Date _____

Physician _____ Nurse _____ Numbers _____

Schedule _____ Notes _____

Room 215 | Ext. 7645

Ocean

Today's Date: _____

Welcome to the Birthing Center

My Nurses: _____
 My Doctor: _____
 My Baby's Doctor: _____
 My last pain medication was given at: _____
 My goal for today is: _____

General Medical

Purple Floral

Wood Wall

General Medical

Water

General Medical



Pediatric Room

Animal Alphabet

General Medical

Patient _____ Notes _____

Room _____ Date _____

Doctor _____ Phone _____

Nurse _____ Phone _____

Animal Alphabet icons: A Alligator, B Bird, C Cat, D Dog, E Elephant, F Fox, G Giraffe, H Hen, I Iguana, J Jellyfish, K Koala, L Lion, M Monkey, N Numbat, O Owl, P Panda, Q Quail, R Rabbit, S Sheep, T Turtle, U Unicorn, V Vole, W Wolf, X X-Ray Fish, Y Yak, Z Zebra.

Balloons

General Medical

Color Blox

General Medical

Date: _____ Room: _____ Doctor: _____

Patient: _____ DOB: _____ Numbers: _____

Notes: _____ Nurse: _____

Number: _____

Dog

General Medical

Hey there,
Your doctor is _____
Their number: _____
Your nurse is _____
Their number: _____
You're in room _____
Today is _____

Notes: _____

Band-Aid Cartoon

Johnson Medical Care Group

Date: _____ Room: _____

Patient _____ Doctor _____ Nurse Nurse Doctor

Notes _____ Number _____

Castle

General Medical

Patient _____ DOB _____ Notes _____

Date _____ Room _____

Doctor _____ Number _____

Nurse _____ Number _____

Fish

General Medical

Patient _____ Notes _____

Room _____ Date _____

Doctor _____

Nurse _____

Important Numbers _____

Lion

General Medical


Patient _____ Intake _____ Date _____

Physician _____ Nurse _____ Numbers _____

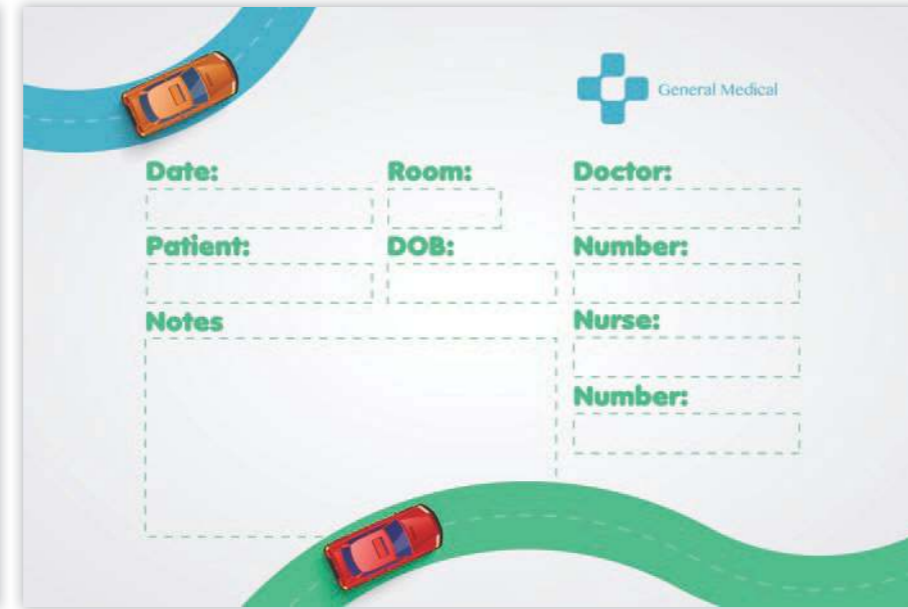
Schedule _____ Notes _____

Room 215 | Ext. 7645

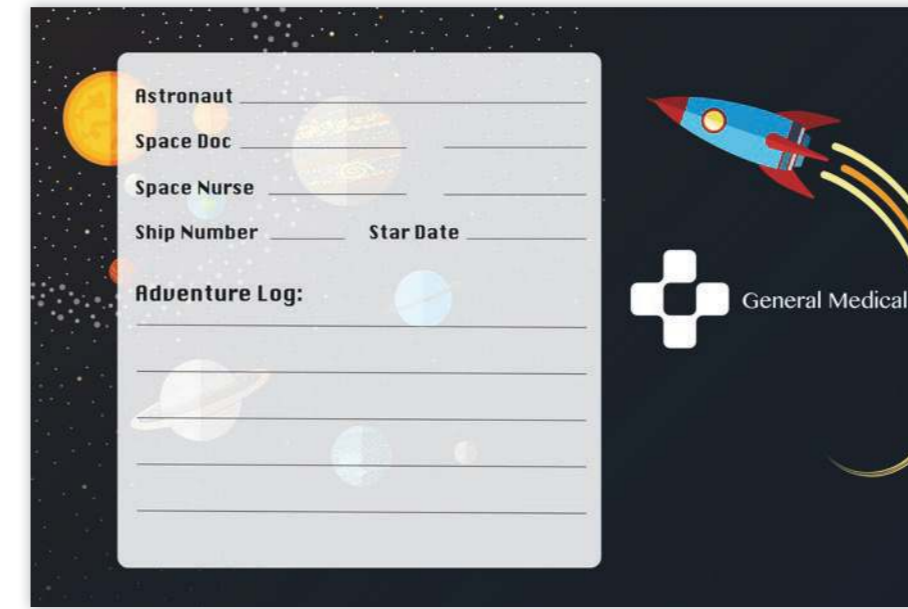
Friendly Monsters



Cars




Space



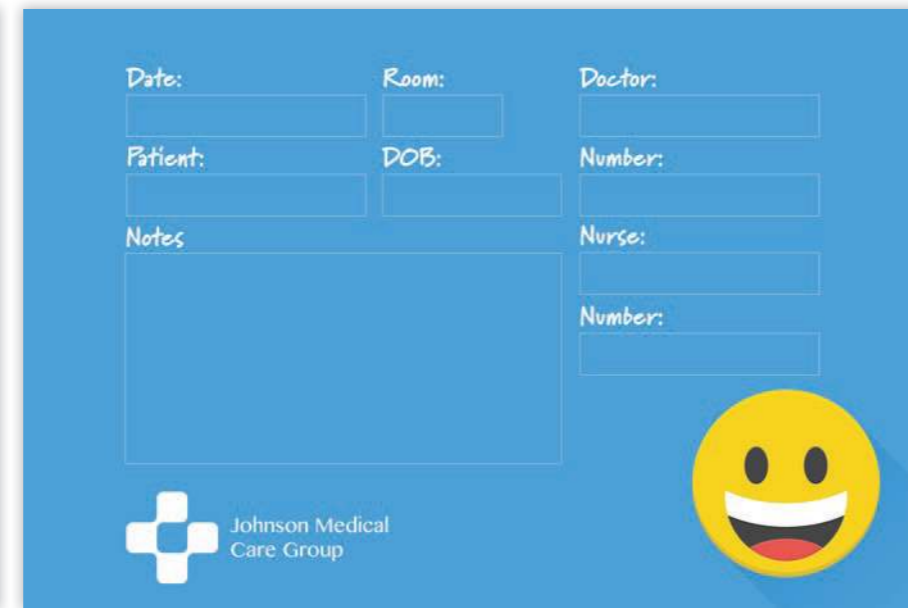
Sports




Shades




Smiley



Toys



Color Splash





Nurse Station

Blue Dots

Stitched Flowers

Vector Floral

Green Ovals


Blue Pattern

Diamonds

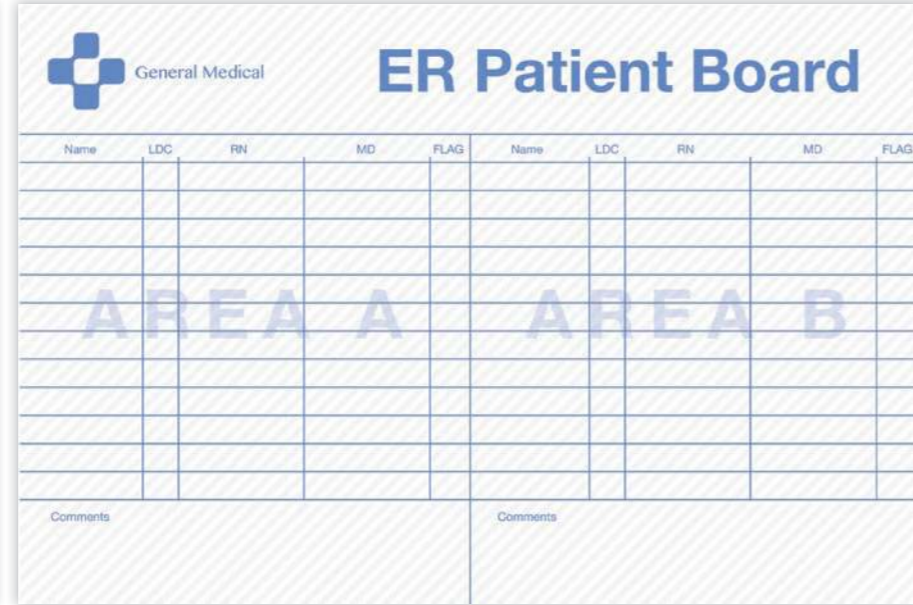
Lakeview

Pink Flowers

Brown Floral




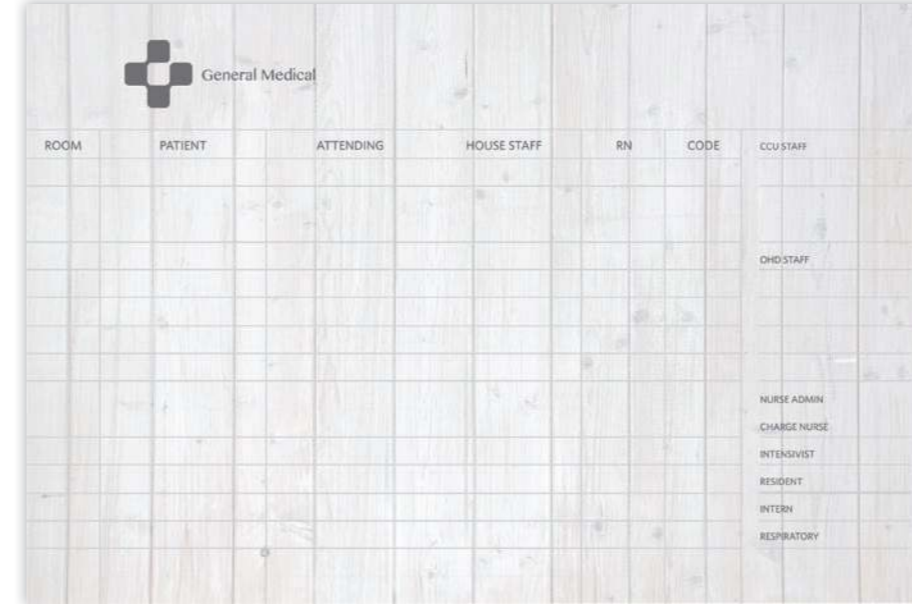
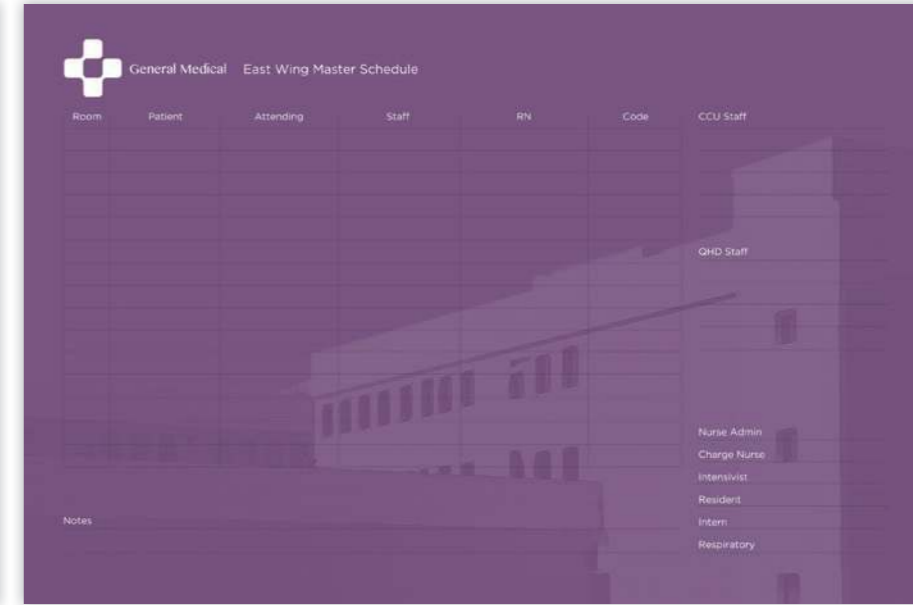
White Stripes



Trees



Purple



Blue Floral Vector

Modern

White Wood

GeoHeart



Scheduling Boards

Blue Res

General Medical

O.R.	TIME	PATIENT	ROOM	SURGEON	ANAS. TYPE	REMARKS

Blue Wave

General Medical

O.R.	TIME	PATIENT	ROOM	SURGEON	ANAS. TYPE	REMARKS

Green Wave

General Medical

O.R.	TIME	PATIENT	ROOM	SURGEON	ANAS. TYPE	REMARKS

Pink Fractals

General Medical

O.R.	TIME	PATIENT	ROOM	SURGEON	ANAS. TYPE	REMARKS

General Medical

O.R. Schedule

O.R.	Time	Patient	Patient Room	Surgeon	Anas. Type	Remarks

Red

General Medical

O.R.	TIME	PATIENT	ROOM	SURGEON	ANAS. TYPE	REMARKS

Blue Hexagons

General Medical

O.R.	TIME	PATIENT	ROOM	SURGEON	ANAS. TYPE	REMARKS

Black Texture

General Medical

O.R.	TIME	PATIENT	ROOM	SURGEON	ANAS. TYPE	REMARKS

Diamond Shadows

Electric

General Medical logo at top left.

Room #	Patient Name	Level	RN	MD	LOS	Vaccine	CL	Foley	Code	Discharge Plan

Green Drops

General Medical logo at top center.

Stat	Patient	Surgeon	Anesthesiologist	Procedure	Location	Scheduled	Start	In OR	HP	Med	Lab	X-Ray	EKG	Cnt

Palm Skies

General Medical logo at top left.

Room	Time	Lab	X-Ray	Orders	Notes

Passion Blue

General Medical logo at top left. Text: "OPERATING ROOM SCHEDULE" and "A PASSION FOR HEALING®" at bottom right.

Stat	Patient	Surgeon	Anesthesiologist	Procedure	Location	Scheduled	Start	In OR	HP	Med	Lab	X-Ray	EKG	Cnt

General Medical logo at top left.

Room	Time	Lab	X-Ray	Orders	Notes

Orange Ovals

General Medical logo at top center.

O.R.	TIME	PATIENT	ROOM	SURGEON	ANAS. TYPE	REMARKS

Orange Waves

General Medical logo at top right.

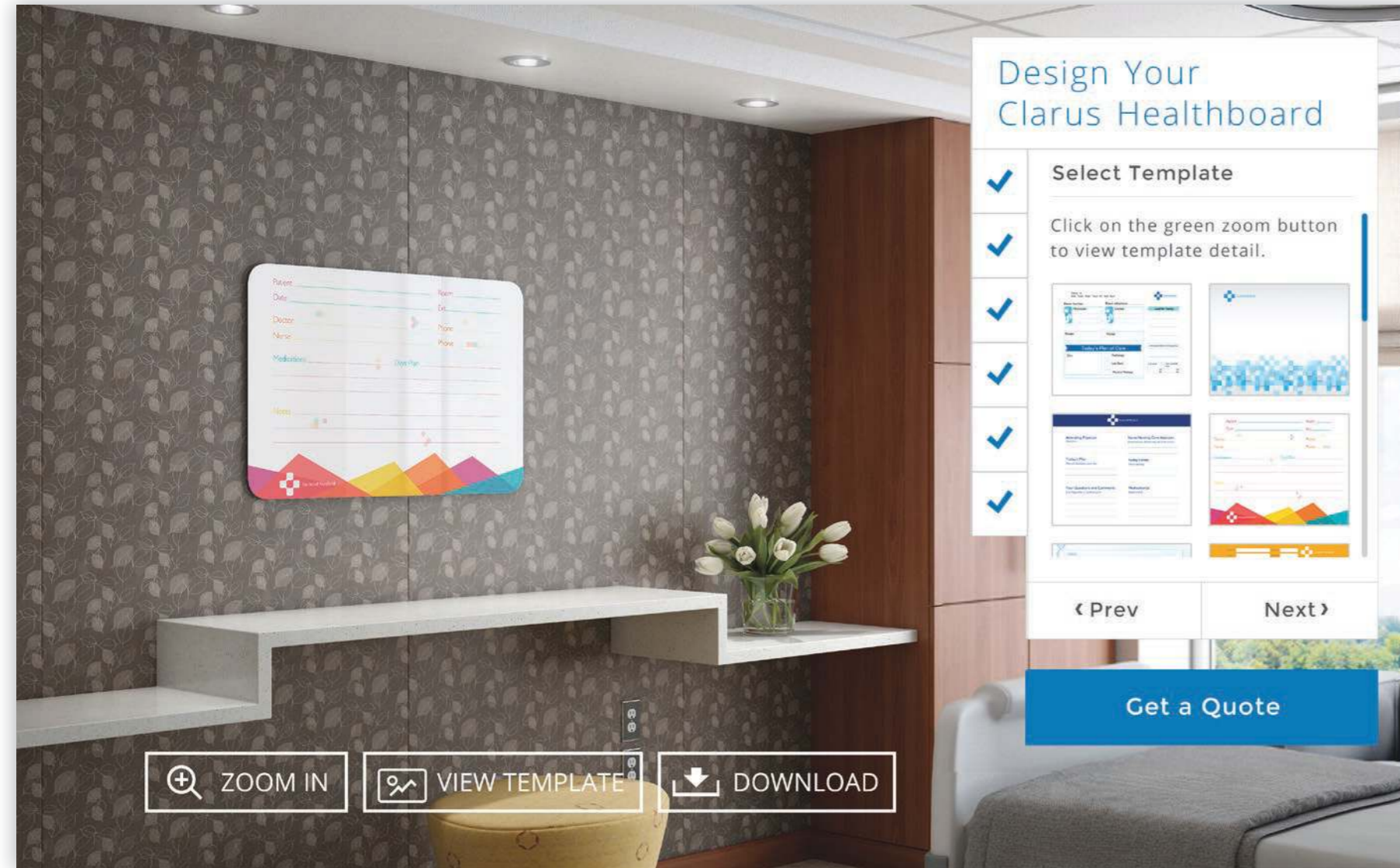
O.R.	TIME	PATIENT	ROOM	SURGEON	ANAS. TYPE	REMARKS

Blue

General Medical logo at top left.

Room #	Patient Name	Level	RN	MD	LOS	Vaccine	CL	Foley	Code	Discharge Plan

Basic




The Healthboard Builder Tool

The Clarus Healthboard Builder Tool is the perfect way to envision your new Healthboard install in a few simple steps. Visit Clarus.com to easily preview all Healthboards shown in this book and customize the right board for your healthcare needs by style, size, design and finish.

Visit Clarus.com/HealthboardBuilder to get started now!

MADE IN THE USA



Manufactured with the Clarus
commitment to sustainability