

CABSTRUT PRICE LIST



**1 MARCH
2014**



	Page	Cat. Page		Page	Cat. Page
SABS CERTIFICATE, EMPOWERDEX CERTIFICATE, ISO CERTIFICATE	ii-iii	-	ULTRASTRUT METAL FRAMING	17	19
EUBIQ PRICE LIST AVAILABLE SEPERATELY		2-8	CAB-STRUT FASTENERS & ANCHORS	18	19-20
AL8/1, AL801 ALUMINIUM POWERSKIRTING	1	9	THREADED ROD CUTTER & GENERAL STRUCTURAL STEEL	19	31-32
N8/1, P801 & P803 POWERSKIRTING	2	10	GRIPPLE HANGERS	20-21	31-47
PLATINUM PVC POWERSKIRTING	3	11	GRIPPLE Y SYSTEM	21	29-30
EXECUDUCT PVC POWERSKIRTING	4	12	CAB-CLIPS	22-31	30
STATION MASTER UTILITY POLE & UNIMOD	5	13	CABLE TRAY Perforated Metal	32	33-42
FLOOR RETICULATION Under Screed & Access Floor	6	14	RETURN FLANGE CABLE TRAY	33	43
FLOOR RETICULATION Flush Ducting	7	15	CABLE TRAY Welded Wire Mesh	34	44
WALL RETICULATION	8	16	CL55/76 CABLE LADDER - & Angleway	35	45
OUTLETS & ACCESSORIES	9-10	18-19	CL130 Ladder (NEMA 20B & 20C)	36	46
CAB-STRUT CANTILEVER ARMS & MANHOLE BRACKET	11	23	POWERWAY CABLE LADDER	37	47
AIRCON SETS	12	24	COVERS FOR TRAY & LADDER	38	-
CAB-STRUT BRACKETS	13-14	25-26	PVC TRUNKING Compact Mini & Cable Line	39	51
PIPE & CABLE CLAMPS	15-16	27-28	PVC SLOTTED TRUNKING	40	52
CAB-STRUT CHANNELS, COMBOS & CONCRETE INSERTS	17	21-22	PVC FLOOR TRUNKING	40	52
			TRIANGLE CORNER TRUNKING	40	52
			PVC CONDUIT & FITTINGS	41	53
			STEEL CONDUIT & FITTINGS	42	53
			WIRING DUCT	43-44	49-50



Cabstrut is a division of the Voltage Group, the leading electrical wholesaler with a network of branches nationwide. www.voltage.co.za

Voltage is a member of the Bidvest Electrical group. Bidvest brings together the industry leaders of industrial and commercial companies.

www.bidvest.com

BEE information is available on page ii or can be viewed on our web site www.bidvest.com



EPLAST EXTRUSION



Price lists available for Cabstrut Standard Product Range. Prices for other materials and finishes on request. Alternatively for all standard product information and current list prices visit www.cabstrut.co.za.



NOTE:

1. All prices quoted are per each.
2. Prices for products, materials and finishes not shown are available on request.
3. Prices are Ex-Works, exclude VAT, and are subject to change.
4. Cabstrut reserves the right to change the design of, or discontinue any of its products.
5. Prices shown are in South African Rands.
6. E&OE.



JOHANNESBURG
Tel: 011-622-8633
Fax: 011-622-6122

EAST LONDON
Tel: 043-722-6272
043-722-6282
Fax: 043-722-6098

PRETORIA
Tel: 012-329-6882
Fax: 012-329-2220

PORT ELIZABETH
Tel: 041-451-2011
Fax: 041-451-2040

DURBAN
Tel: 031-573-9400
Fax: 031-564-1935

GEORGE
Tel: 044-874-5549
Fax: 044-874-4573

CAPE TOWN
Tel: 021-530-3560-6
Fax: 021-531-0952

BOTSWANA
Tel: (00267) 392-2868
Tel: (00267) 391-5293
Cell: (00267) 723-5063



SABS

Certificate of Registration

This is to certify that the Quality Management System of

**VOLTEX (PTY) LTD
(TRADING AS CABSTUT)
DENVER, JOHANNESBURG**

has been assessed and found to
satisfy the requirements of

**ISO 9001:2008
QUALITY MANAGEMENT SYSTEMS**

in respect of

**THE DESIGN, DEVELOPMENT, SOURCING, IMPORTING, SALES AND
DISTRIBUTION OF RETICULATION MANAGEMENT SYSTEM PRODUCTS**

EXCLUDING CLAUSE:

**7.5.2 VALIDATION OF PROCESSES FOR PRODUCTION AND SERVICE
PROVISION**

- This certificate, including the schedule which forms an integral part thereof:
- is issued without alteration;
 - is identified by the applicable registration number;
 - is subject to any condition or limitation contained therein;
 - is valid subject to ongoing compliance with certification requirements;
 - bears the embossed SABS Commercial seal. In the absence of the seal, the certificate and the schedule shall be invalid; and
 - the certificate may be authenticated by referring to the register of "Certified Clients" on the SABS Commercial website (www.sabs.co.za)

Registration Number LS 4742

Effective Date 4 April 2012

Expiry Date 4 April 2015

Date of Original Registration 4 April 2012

Chief Executive Officer B Mhlabatshe



SABS COMMERCIAL SOC LTD.
111, Leinster Rd, Corner of Leinster & ...
Pretoria 0001

Generic B-BBEE V
Voltex (

Trading as/incorporating th
Atlas Cables, Bellco Electrical, Cabstrut, Electric
EMS Invirotel Energy Management, Globe E
Electrical, LSis, Sanlic International, Solid Sta
Advanced Technologies, Voltex Electrical, Vo
Lighting, Voltex Power Sources, Voltex Retail S
Voltex Water Heating Sy

Registration Num
Address: 39 Wordsworth Avenue

Level Two C

Record Information	Actual Score	Target Score
Ownership	21.13	20.00
Management	9.26	10.00
Payment Equity	7.25	15.00
Development	12.25	15.00
Initial Procurement	15.27	20.00
Employee Development	15.00	15.00
Economic Development	5.00	5.00
Score	85.16	100.00

EMPOWERDEX Northern Regions (Pty) Ltd

Verification certificate and the verification report are bas
dependent opinion based on the verification and analysis con
ducted in accordance with the Department of Trade and In
dustrial Development Empowerment as Gaze

Empowerdex Northern Region
Directors: R Gilben, L Thom

(B)

Certif

EMPOWERDEX

Economic Empowerment Rating Agency

Verification Certificate

(Pty) Ltd

The following trading styles:
 Centre, EMS Invirohub Energy Management,
 Electrical, Invirotel, Keens Electrical, Litacor
 Site Power, Versalec Cables, Voltex, Voltex
 Voltex Exports, Voltex Industrial Systems, Voltex
 Suppliers, Voltex Transmission and Distribution,
 Systems, Waco Industries

Number: 1964/006740/07
 Address: Senderwood, Bedfordview, 2000

Contributor

Item	Analysis	Results
	Procurement Recognition Level	125.00%
	Black Ownership Voting Rights	*58.30%
	Black Ownership Economic Interest	*43.26%
	Black Woman Ownership Economic Interest	*20.56%
	VAT Number	4460171202
	Value Adding Enterprise	Yes
	Issue Date	20 February 2012
	Expiry Date	18 February 2015
	Re-issue Date	04 October 2012

2015-10-04
 Date

based on information provided to Empowerdex and repre-
 sented by Empowerdex. The calculation of the score is
 based on the industry's Codes of Good Practice on Broad Based Black
 Economic Empowerment (B-BBEE) issued on 9 February 2007.

(Pty) Ltd Reg. 2008/004631/07
 Directors: L. Ratsoma, J. Brebnor



icate



SABS COMMERCIAL SOC Ltd.
 101, LaSage Rd, Durbanville, Pretoria
 Republic of South Africa

4440001010

SABS

Permit to Apply Certification

Subject to the provisions of the Standards Act, 2008
 (Act 8 of 2008), the relevant regulations made thereunder and the permit
 conditions contained in the under mentioned schedules, this permit authorizes

**VOLTEX (PTY) LTD
 (TRADING AS CABSTRUT)
 JOHANNESBURG**

to apply the certification mark



in respect of the mark specification:

**SANS 61084-1:1991
 TO: CABLE TRUNKING AND DUCTING SYSTEMS FOR
 ELECTRICAL INSTALLATIONS
 PART 1: GENERAL REQUIREMENTS
 SANS 61084-2-1:1996
 PART 2: PARTICULAR REQUIREMENTS
 SECTION 1: CABLE TRUNKING AND DUCTING SYSTEMS
 INTENDED FOR MOUNTING ON WALLS OR CEILINGS**

This permit, including schedules 1 to 3 which form an integral part thereof:
 - is issued without alteration;
 - is identified by the applicable permit number;
 - is subject to any condition or limitation contained therein;
 - is valid subject to ongoing compliance with permit conditions;
 - bears the embossed SABS Commercial seal. In the absence of the
 seal, the permit and the schedules shall be invalid; and
 - the permit may be authenticated by referring to the register of
 "Certified Clients" on the SABS Commercial website (www.sabs.co.za)

Permit Number 5957/8718

Effective Date 20 June 2012

Expiry Date 17 June 2015

Date of Original Registration 8 December 1997

Chief Executive Officer: B. Mphahlele



001x

AL8/1 & AL801 ALUMINIUM POWERSKIRTING



Proudly Bidvest

PRICES QUOTED ARE FOR STANDARD EPOXY POWDER COATED COLOURS. PRICES FOR SPECIAL COLOURS ON REQUEST

Standard colours are: Hospital Grey, Easter Oak, Carrier Beige, Hammertone Grey, Motor Craft Grey and White. (Textured Finish).



UNIQUE FEATURES:


- 3000mm standard length
- AL8 covers supplied separately & fixed with blue SEZ clips at 400mm centres
- Utilises standard outlets (available for all standard single & double accessories)
- Optional clip-in divider available for all compartments
- Splice pieces for bodies supplied separately (1 per length)



	Duct 3000mm	Splice 100mm + 2 Screws	Cover 3000mm	SEZ Clips (8 / length)	ASSEMBLY Duct + Splices + Covers + Clips Per 3000mm Per 1000mm	
AL8/1	955.00	37.15	328.00	5.30	1362.55	454.18
AL801	1840.00	37.15	328.00	5.30	2617.95	872.65

(See Pages 9/10 For Socket & Switch Accessories)

OUTLET COVER KITS 73.15 Each		VETI Outlet Options
Crabtree Outlet Options	AL8/20A DPI 20A DPI + CG	SSO & 3 x Mod.
AL8/6896H 15A SSO	AL8/4556H 13A SSO	
Clipsal Outlet Options	AL8/LS 1005 Universal Twin Cradle	Universal Modular Outlets suitable for all Modular systems (Crabtree, Clipsal & Thynk)
AL8/LS 2003 16A SSO	AL8/S2015PS/13 13A SSO	AL8/75x50mm AL8/50x50mm
BLANK COVER PLATE	ORDER CRADLE SEPARATELY	



No More Pulling through of cables. All internal and external elbows are fitted AFTER the wiring is complete!

Accessories shown are for Series N8/P801. Accessories for N8/1 & N8/P803 are also available.

Standard Mitre Cut Aluminium Accessories (90°)

	INTERNAL ELBOW	EXTERNAL ELBOW	END CAP
AL8/1	507.00	507.00	51.30
AL801	658.00	658.00	74.30

Optional Steel Accessories (90°)


External Elbow		Flat Elbow	
N8/1 127.50		N8/1 162.50	
N8/2 162.00		N8/2 259.00	
Internal Elbow/Standard Tee		Flat Tee	
N8/1 89.50		N8/1 219.50	
N8/2 123.50		N8/2 259.00	
End Cap		Duct Divider	
N8/1 72.00		3000mm Mill Finish	
N8/2 89.50		P.O.A.	

N8/1, P801 & P803 POWERSKIRTING



Proudly Bidvest

Standard colours are: Hospital Grey, Easter Oak, Carrier Beige, Hammertone Grey, Motor Craft Grey and White. (Textured Finish).



Trunking & Ducting Certification Approved
IN ACCORDANCE WITH SANS 61084-1

UNIQUE FEATURES:

- 3000mm standard length
- Aesthetic textured powder coating
- Covers supplied separately
- Rivet assembly (TOX) - no spot welding
- Galvanised steel - **RUST PROOF!**

	Body & Covers Complete/metre	Body & Covers Complete/3 metre	Body /3 metre	N8/1 Cover /3 metre
N8/1	241.00	723.00	550.00	173.00
N8/P801	405.00	1215.00	869.00	173.00
N8/P803	666.00	1998.00	1479.00	173.00

*NB. N8/1 PRICE INCLUDES SPLICE
Bodies & Covers Supplied Separately
Double stacked N8/1 utilises N8/P801 accessories
(See Pages 9/10 For Socket & Switch Accessories)



No More Pulling through of cables. All internal and external elbows are fitted AFTER the wiring is complete!

Accessories shown are for Series N8/P801. Accessories for N8/1 & N8/P803 are also available.

Standard Accessories 90°. NB for 45° Accessories Add 25%.

OUTLET COVER KITS 47.80 Each

Crabtree Outlet Options

SEZ 6896H 15A SSO SEZ 4556H 13A SSO 20A DPI SEZ 4555T 13A Double SSO

68.00

Clipsal Outlet Options

SEZ LS 2003 16A SSO SEZ S2015PS/13 13A SSO SEZ LS 1005 Universal Twin Cradle

BLANK COVER PLATE **ORDER CRADLE SEPARATELY**

VETI Outlet Options
SSO & 3 x Mod.

Universal Modular Outlets suitable for all Modular systems (Crabtree, Clipsal & Thynk)
SEZ DR 75x50mm
SEZ DR 50x50mm

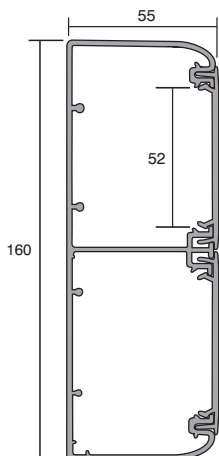
External Elbow		Flat Elbow	
N8/1 127.50		N8/1 162.50	
P801-N8/2 162.00		P801-N8/2 259.00	
N8/P803 188.00		N8/P803 498.00	
Internal Elbow/Standard Tee		Flat Tee	
N8/1 89.50		N8/1 219.50	
P801-N8/2 123.50		P801-N8/2 259.00	
N8/P803 203.50		N8/P803 525.50	
End Cap		Duct Divider P. Galv.	
N8/1 72.00		170.50	
P801-N8/2 89.50			
N8/P803 122.50			

PLATINUM PVC POWERSKIRTING



Proudly Bidvest

Standard colours are: Grey, White & Black



Installation of covers

Starting at one end, firmly press cover into place working along the entire length.

EP202 Duct + Covers
Comprises Double Duct & 2 Covers



Pre-punched at 260mm centres for easy installation

EP202 Duct
55 x 160 x 3000mm C/W Covers



Platinum duct is supplied with protective tape on all covers and top side.

UNIQUE FEATURES:

- 3000mm standard length
- Cost efficient & practical
- Light & easy to install
- Low maintenance



• **POZI-LOCK COVER**
(Top & Bottom Locking System)

Full installation instructions are supplied

EPLAST EXTRUSION

	/metre	/3 metre	Mass/3m
EP202 Duct + Covers	295.00	885.00	4,57kg
Cover Only	57.50	172.50	0,60kg

Standard Accessories

External Elbow EPEB2 72.40		Cover Joining Clip EPCJ2 31.00	
Internal Elbow EPIB2 72.40		Flat Tee EPFT2 234.00	
End Caps (Left & Right Pair) EPEC2 54.00		Flat Elbow EPFB2 234.00	
Straight Joint EPSJ POA		Corner Joint EPCJ POA	

PLATINUM EPCC OUTLET COVER KITS
c/w cradle
48.40 Each

Modular Cover Plate Options
Suitable Crabtree, Clipsal Legrand & Thynk

Diamond Range 75x50mm	Diamond Range 50x50mm	Legrand Mosaic 67x45mm	Legrand Mosaic 45x45mm
--------------------------	--------------------------	---------------------------	---------------------------

Crabtree Cover Plate Options

6896H 15A SSO	6896HD 15A Dedicated SSO	20A DPI + CG
------------------	-----------------------------	--------------

Clipsal Cover Plate Options

LS 2002 16A SSO	LS 2003 16A SSO	LS 1005 Universal Twin Cradle	Blank
--------------------	--------------------	----------------------------------	-------

(See Pages 9/10 For Socket & Switch Accessories)

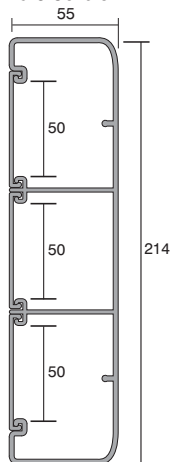
EXECUDUCT PVC POWERSKIRTING



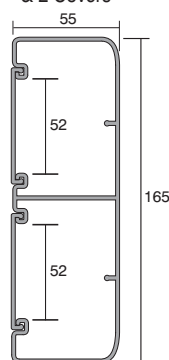
Proudly Bidvest

Standard colours are: Grey, White, Black & Sand
 EXE3 is not available in black

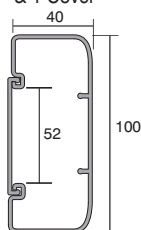
EXE3 Duct + Covers
 Comprises Triple Duct & 3 Covers



EXE2 Duct + Covers
 Comprises Double Duct & 2 Covers



EXE1 Duct + Cover
 Comprises Single Duct & 1 Cover



Execuduct®



	/metre	/3 metre	Mass/3m
EXE1 Duct + Cover	144.00	432.00	2,48kg
EXE2 Duct + Covers	262.00	786.00	4,27kg
EXE3 Duct + Covers	371.00	1116.00	5.52kg
EXE2 Cover only	58.00	173.00	0,47kg
EXE1 Divider	58.00	173.00	-
EXE2 Divider	58.00	173.00	-

• **POZI-LOCK COVER**
 (Top & Bottom Locking System)



UNIQUE FEATURES:

- 3000mm standard length
- Cost efficient & practical
- Light & easy to install
- Low maintenance
- Clean & aesthetic

Standard Accessories

Universal End Cap

EXE1 1cpt	27.15
EXE2 2cpt	48.00
EXE3 3cpt	71.60



Cover Joining Clip

EXE2	23.80
EXE3	41.20



Internal External Elbow

EXE1 1cpt	61.75
EXE2 2cpt	64.40
EXE3 3cpt	124.20



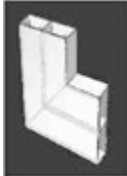
Flat Tee

EXE1	POA
EXE2	POA
EXE3	POA



Flat Elbow

EXE1	POA
EXE2	POA
EXE3	POA



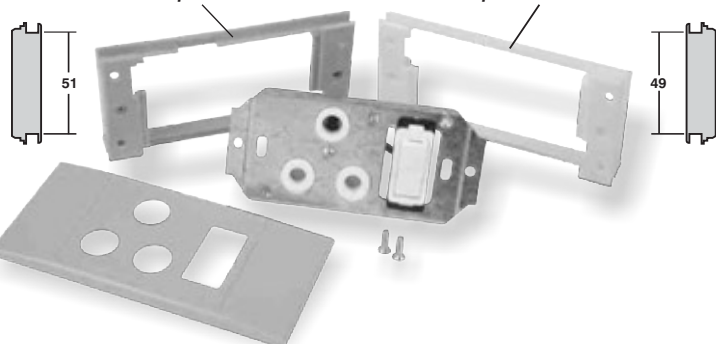
Execuduct is supplied with protective tape on all covers and top side.

NB: Flat Tee & Flat Bend to be fabricated

Note: Different cradles suit 1 & 2 or 3 tier ducts.

1 & 2 Compartment Cradle

3 Compartment Cradle



PVC Cradle

Cover Plate

EXECUDUCT OUTLET COVER KITS c/w cradle

42.25 Each

Modular Cover Plate Options

Suitable Crabtree, Clipsal Legrand & Thynk

Diamond Range 75x50mm	Diamond Range 50x50mm	Legrand Mosaic 67x45mm	Legrand Mosaic 45x45mm

Crabtree Cover Plate Options

6896H 15A SSO	6896HD 15A Dedicated SSO	4556H 13A SSO	20A DPI + CG


Clipsal Cover Plate Options

LS 2002 16A SSO	LS 2003 16A SSO	LS 1005 Universal Twin Cradle	Blank

(See Pages 9/10 For Socket & Switch Accessories)

STATION MASTER / UNIMOD

- 3000, 3500, 4000 and 4500mm standard lengths
- 57mm diameter, 4 compartment



CLIP-ON KIT!
Eliminates the need for screws and cover plates. Quicker and easier to install!

Pole Kit	
3,0 metre	909.00
3,5 metre	1024.00
4,0 metre	1163.00
4,5 metre	1493.00

- Pole kit comprises: Pole, PVC covers, base plate, ceiling flange and jack assembly

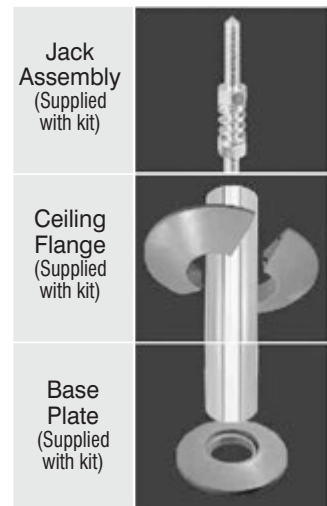


UNI MOD

...smaller, better & less expensive.

- One kit fits all
- Accepts all modular accessories
- Modules can be stacked
- Kit contains body, universal cradle and two plastic end covers & divider
- Old style non-modular kits also available

Standard Accessories



Jack Assembly (Supplied with kit)

Ceiling Flange (Supplied with kit)

Base Plate (Supplied with kit)

UNIMOD OUTLET KIT

Kit comprises 85mm retainer, Unimod cradle, 2 x end caps and 1 divider. (Outlets not included)

128.00




UNIMOD BLANK OUTLET
164.00

UNIMOD TOWER

Tower With Baseplate and Blank	
Unimod Kits	Price
4	2299.00
8	2785.00
12	3273.00

- UNIMOD outlet kits come with blank cover plates (11900)
- 600mm high
- Other specifications manufactured to order



• Installs on a standard floor duct outlet, conduit floor box or stand-alone steel base unit

(See Pages 9/10 For Socket & Switch Accessories)

OUTLET KITS 169.00 Each

Crabtree Outlet Options

6896H 15A SSO 45 56H13A SSO 20A DPI 20A DPI + CG



VETI Outlet Options

SSO & 3 x Mod.



Clipsal Outlet Options

LS 2002 16A SSO LS 2003 16A Dedicated SSO LS 1005 Universal Twin Cradle



Blank Kit 75 x 50mm



UNDER SCREED DUCTING SYSTEM (Sub-surface Outlets Protected from Damage)

- 3000mm standard length
- Breakout outlet points at 500mm centres
- Duct installed 35mm below surface level
- Overall depth 75mm minimum
- Galvanised (PG) 1,2mm construction
- Alternative installation method available on request

ACCESS FLOOR/CONDUIT BOX SYSTEM (Sub-surface Outlets Protected from Damage)

- System fits into access floor tile (208 x 288mm aperture)
- Can also fit onto conduit floor box cast into the floor and fed by conduit

664.00
PVC Carpet Frame & Lid
200 x 300mm

839.00
DUCT OUTLET KIT COMPRISING:
Disposable Concrete Ingress Prevention Plate
Screed Frame
Modular Outlet Plates

1020.00
CONDUIT BOX OUTLET KIT COMPRISING:
Disposable Concrete Ingress Prevention Plate, Conduit Box and Modular Outlet Plates

3UAA Duct 15kg/3000mm 2605.00

Fit Duct Outlet Kit to Duct prior to screeding of Floor Duct

CONDUIT BOX OUTLET KIT COMPRISING:
Disposable Concrete Ingress Prevention Plate, Conduit Box and Modular Outlet Plates

Conduit Access Floor Box 205 x 287 x 79 or 100mm Deep

79/100
287


Standard Accessories

3UA Universal Drawbox 300 x 300 x 65mm 1329.00	
External Splice (For cut lengths) 80.00	
Internal Splice (For standard lengths) 80.00	


Order outlets separately. Modular outlets and accessories make this system user friendly. Module combinations are totally flexible.

Universal Modular Outlet Plate utilises standard switched sockets & accessories. For more information see pages 9/10

Power Skirting Connector
3UAA - P801
3UAA - P803
267.00



Universal Modular Outlet Plate
Legrand outlet plates available to special order



FLOOR RETICULATION

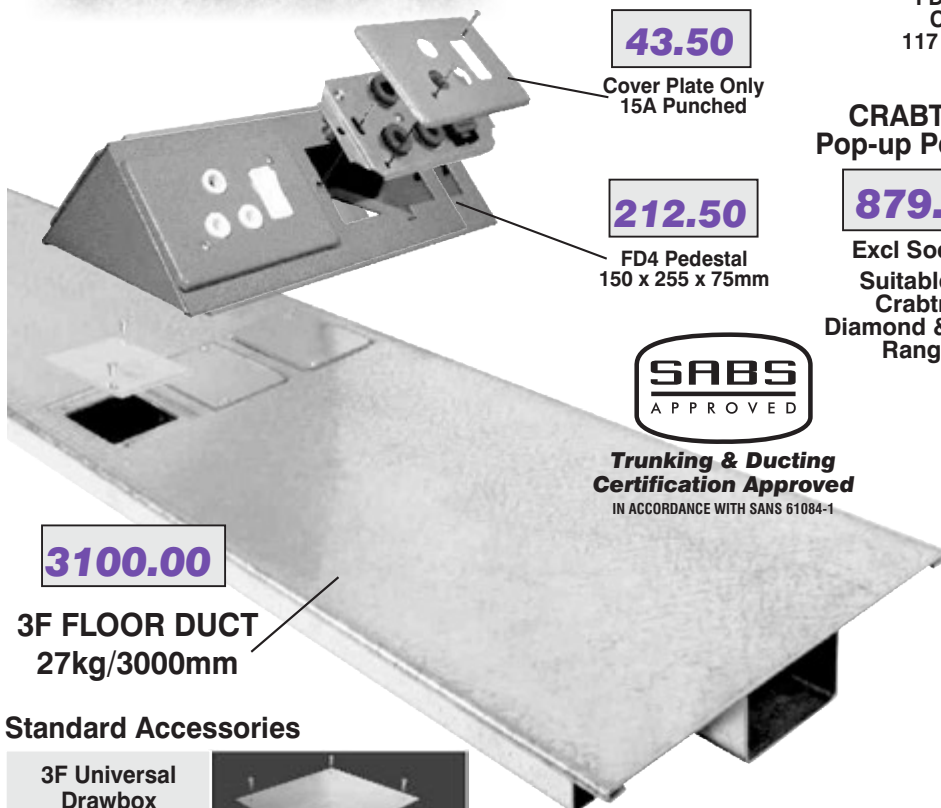
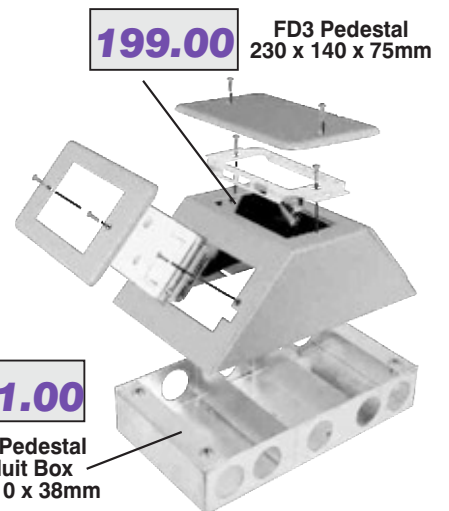

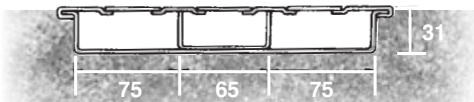


Proudly Bidvest

FLUSH DUCTING WITH SURFACE MOUNTED OUTLET PEDESTALS

3F FLOOR DUCT

- 3000mm standard length
- Removable outlet covers at 1000mm centres
- Galvanised (PG) 2mm top and 1mm base
- 31mm installation depth
- FD2, FD3 & FD4 pedestals can be fitted




Trunking & Ducting
Certification Approved
IN ACCORDANCE WITH SANS 61084-1

CRABTREE Pop-up Pedestal

879.50

Excl Sockets
Suitable for
Crabtree
Diamond & Thynk
Ranges



Standard Accessories

<p>3F Universal Drawbox 300 x 300 x 65mm</p> <p>1329.00</p>	
<p>External Splice (For cut lengths)</p> <p>80.00</p>	
<p>Internal Splice (For standard lengths)</p> <p>80.00</p>	
<p>Power Skirting Connector 3F - P801 3F - P803</p> <p>267.00</p>	

Universal Modular Outlets suitable for all Modular systems (Crabtree, Clipsal & Thynk)
75x50mm
50x50mm
43.50



BLANK COVER PLATE
43.50



ORDER CRADLE SEPARATELY

(See Pages 9/10 For Socket & Switch Accessories)

Crabtree Outlet Options		
6896H 15A SSO 43.50	4556H 13A SSO 43.50	20A DPI 20A DPI + CG 43.50

Clipsal Outlet Options		
LS 2002 16A SSO 43.50	S2015PS/13 13A SSO 43.50	LS 1005 Universal Twin Cradle 43.50



- Suitable for power, voice & data outlets
- Fit from front clip-on PVC covers
- Boxes suitable for single or double sided use

- Order boxes, cradles, covers & outlets separately (for outlets & accessories see pages 9/10)

PVC **310.00**
STEEL + EPX **415.00**

Surface Mounted Outlet


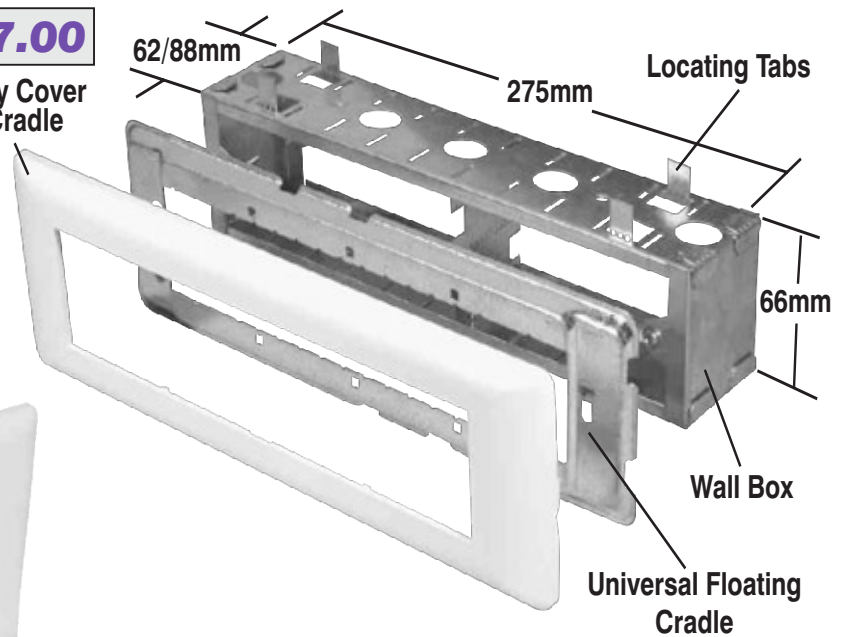


1 Tier Wall Box (for dry or brick walls) **281.50** Blanking back plate supplied standard



207.00

9 Way Cover & Cradle



2 Tier Wall Box **454.00**

2 Tier Cover + Cradles

544.50

CLIPSAL SCHNEIDER	Crabtree CLASSIC	Crabtree DIAMOND
<p>16A SSO LS 2002 120.50</p> <p>16A Dedicated SSO</p> <p>(RED) LS 2003 188.00</p> <p>(BLUE) LS 2013 188.00</p> <p>(BLACK) LS 2015 188.00</p>	<p>Classic 6896H 15A SSO 110.20</p> <p>Classic 6896HD 15A Dedicated SSO</p> <p>(RED) 165.50</p> <p>(BLUE) 165.50</p> <p>(BLACK) 165.50</p>	<p>11000 Cradle 11.80</p> <p>Suitable for all Blank Covers</p> <p>11915 16A SO 62.25</p> <p>11451/RED 16A Ded. SO (Red)* 116.15 *Blue & Black also available</p>
<p>13A SSO S2015PS/13 217.00</p>	<p>4556H 13A SSO 241.50</p>	<p>11901/WHI 16A 1 Way Switch 36.20</p> <p>11901/RED 20A 1 Way Switch (Red)* 48.85</p> <p>11981/WHI 20A 1 Way Switch + LED 80.80</p> <p>11900 Blank Cover Plate 12.00</p> <p>(RED) (BLUE) (BLACK)</p>
<p>Universal Twin Cradle LS 1005 56.50</p>	<p>4555T 13A Double SSO 410.00</p>	<p>11850 Euro Socket 89.10</p> <p>11940 13A SO 148.90</p> <p>11916 Int. Adaptor SO 101.00</p>
<p>2 Pole 20 Amp Isolator 144.90</p> <p>Cord Grip + Clamp 135.20</p> <p>16A S/P Switch 57.20</p> <p>16A S/P Dedicated Switch 57.20</p> <p>Telephone Socket RJ11** 231.80</p> <p>Data Socket RJ45** 230.40</p>	<p>0412 Universal Cradle 13.10</p> <p>Not to be used for Blank Covers</p> <p>2460 20A DPI 148.20</p> <p>2435 Cord Outlet 110.60</p>	<p>11850 Euro Socket 89.10</p> <p>11940 13A SO 148.90</p> <p>11916 Int. Adaptor SO 101.00</p>
<p>15A Plug Top 17.85</p> <p>15A Dedicated</p> <p>STD. 17.85 RED 36.20</p> <p>5A Plug Top 18.60 BLUE 36.20 BLACK 36.20</p>	<p>1435 5A OUTLET 50.30</p> <p>5A Socket + Cradle 1430 42.35</p>	<p>11904/WH 20A DPI 124.90</p> <p>11906 Cord Outlet 108.90</p> <p>11992 T.V. 239.40</p> <p>11996 Satellite 276.00</p> <p>11894 Data RJ45 CAT6 Shuttered 358.50</p> <p>11815 Telephone Shuttered 285.60</p> <p>11814 Facsimile Shuttered 371.20</p> <p>RJ11 CAT5E</p>

COVER PLATES For details see pages 1-6

<p>P801 POWERSKIRTING (excl cradle)</p> <p>PG+EPX 47.80</p> <p>13A TWIN 68.00</p> <p>ALU 71.30</p>	<p>PLATINUM (c/w cradle) 48.40</p>	<p>EXECUDUCT (c/w cradle) 42.25</p>	<p>POLES (c/w cradle) 124.50</p> <p>UNI. MOD OUTLET 124.50</p> <p>UNI. BLANK OUTLET 164.00</p> <p>(excl cradle) TRADITIONAL 164.00</p>	<p>FLOOR PEDESTALS (excl cradle) 43.50</p> <p>PG & EPX 43.50</p>
--	--	---	---	---

VETI™

	i0005806 3 Mod Cradle 23.00
	i0005843 16A SO 53.50
	i0005844 16A Ded. SO (Red) 107.60
	i0005856 16A 1 Way Switch 25.95
	i0005858 16A 1 Way Switch + Locator 42.10
	i0005861 16A 1 Way Switch + Indicator 42.10
	i0005857 16A 1 Way Switch (Red) 25.95
	i0005851 Single Blank 5.50
	i0005852 Double Blank 5.50

THYNK

	THK006C 3 Mod. Cradle 11.75		THK001A 16A SSO P.O.A		THK002A Ded. SSO (Red) P.O.A
Suitable for all Blank Covers					
	THK001AS 16A SO P.O.A		THK003AS 16A SO (Blue) P.O.A		THK002AS Ded. SO (Red) P.O.A
	THK004AS Ded. SO (Black) P.O.A		THK004D1 Data Mod. (White) 6.90		THK004D3 Data Mod. (Blue) 12.40
	THK-SW16A/W 16A Switch Mod. (White) 22.10		THK-SW16A/BLU 16A Switch Mod. (Blue) 26.90		THK004D2 Data Mod. (Red) 9.65
	THK-SW16A/R 16A Switch Mod. (Red) 24.85		THK-SW16A/BLA 16A Switch Mod. (Black) 26.90		THK004D4 Data Mod. (Black) 12.40
	THK005EU Euro Socket 63.50		THK001B 13A SO 63.50		

	i0005806 3 Mod Cradle 23.00
	i0005847 16A Schuko Type 104.20
	i0005848 Euro Socket 82.80
	i0005846 13A SO 82.80
	i0005845 6A SO 48.30

	THK006C 3 Mod. Cradle 11.75		THK004D 3 Mod. Data Cover (White) 20.50		THK004DBL Blank Plug 5.25
	THK-SW20A 2 Pole 20 Amp Isolator 95.90		THK004DCG Cord Grip + Clamp 41.40		THK004KC3 Telephone Shuttered 46.20
	THK004KC5 Data RJ45 CAT5 Shuttered 56.60		THK004KC6 Data RJ45 CAT6 Shuttered 60.70		
	THK-6R 5A Outlet 33.80		THK-6S 5A Outlet 39.00		
* (Blue & Black also available)					

	i0005806 3 Mod Cradle 23.00		i0005849 Telephone Shuttered 99.35
	i0005854 1 Mod. 20A DPI 82.80		i0005853 Cord Outlet 17.95
	i0005855 2 Mod. 20A DPI 82.80		i0005850 Data RJ45 CAT6 Shuttered 164.20

COVER PLATES For details see pages 1-6

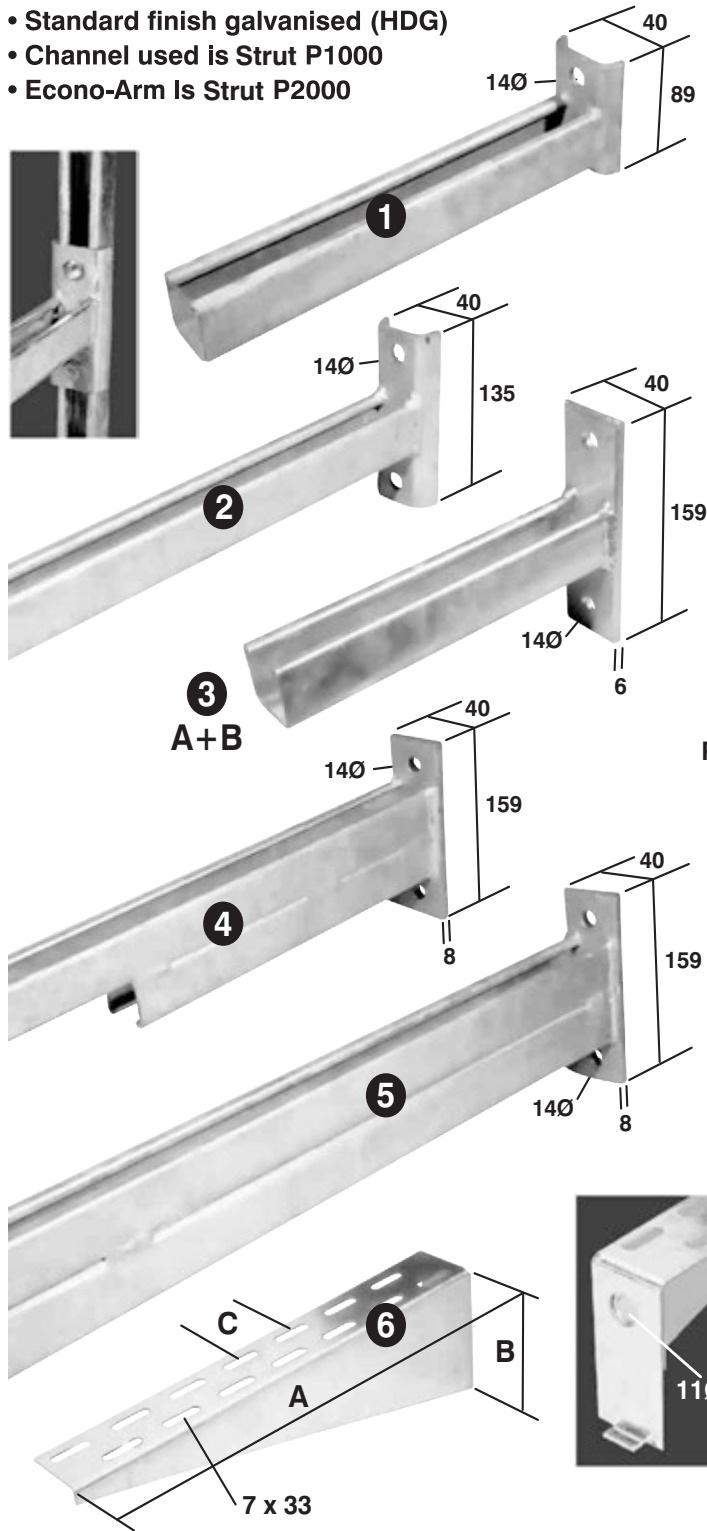
P801 POWERSKIRTING (excl cradle) PG+EPX 47.80 13A TWIN 68.00 ALU 71.30	PLATINUM (c/w cradle) 48.40	EXECUDUCT (c/w cradle) 42.25	POLES (c/w cradle) UNI. MOD. OUTLET 124.50 (excl cradle) TRADITIONAL UNI. BLANK OUTLET 164.00	FLOOR PEDESTALS (excl cradle) PG & EPX 43.50
--	---	--	--	--

CANTILEVER ARMS



Proudly Bidvest

- Standard finish galvanised (HDG)
- Channel used is Strut P1000
- Econo-Arm Is Strut P2000



* 100, 500 & 800 are Non-Stock Items

1
89mm
WRAP AROUND
(223 SERIES)

Part Number	Length	Unit Mass (kg)	Design Load (kg)	Price
WAA150	150	0,6	315	100.00
WAA200	200	0,8	310	109.00
WAA250	250	1,0	280	122.00
WAA350	350	1,3	260	144.00

2
135mm
WRAP AROUND
(223 SERIES)

Part Number	Length	Unit Mass (kg)	Design Load (kg)	Price
WAA450	450	2,0	245	166.00
WAA550	550	2,3	200	187.00
WAA650	650	2,6	160	213.00

3 A
FLAT
PLATE ARM
(254 SERIES)

Part Number	Length	Unit Mass (kg)	Design Load (kg)	Price
FPA150	150	0,8	290	86.00
FPA200	200	1,0	280	98.00
FPA250	250	1,2	260	133.00
FPA350	350	1,5	240	138.00
FPA450	450	1,7	180	159.00
FPA550	550	2,0	155	178.00
FPA650	650	2,3	130	205.00

3 B
FLAT PLATE
P2000 ECONO-ARM
(254 SERIES)

Part Number	Length	Unit Mass (kg)	Design Load (kg)	Price
FPA/P2/450	450	1,4	130	114.00
FPA/P2/600	600	1,7	110	164.00

4
HALF DOUBLE
(254 SERIES)

Part Number	Length	Unit Mass (kg)	Design Load (kg)	Price
HDA0550	550	3,0	240	285.00
HDA0650	650	3,4	200	300.00
HDA0850	850	4,2	160	357.00
HDA1050	1050	5,1	130	419.00

5
FULL DOUBLE
(254 SERIES)


Part Number	Length	Unit Mass (kg)	Design Load (kg)	Price
FDA0550	550	3,6	460	382.00
FDA0650	650	4,1	310	393.00
FDA0850	850	5,2	180	463.00
FDA1050	1050	6,3	150	595.00

6 TRAY ARMS (249 SERIES)

Part Number	A mm	B mm	C 76 mm	Unit Mass (kg)	Design Load (kg)	Old Part Number	Price
TA150	152	49	x 1	0,25	160	P2491	51.00
TA229	229	70	x 2	0,35	148	P2492	63.00
TA305	305	87	x 3	0,50	136	P2494	79.00
TA381	381	108	x 4	0,70	124	P2495	94.00
TA457	457	126	x 5	1,00	112	P2497	113.00
TA610	610	164	x 7	1,65	100	P2500	178.00

• NOTE: Cantilever Arms should be 50mm longer than the width of the cable tray to be supported and 100mm longer for Powerack cable ladder.

914 MANHOLE
BRACKET
300.00




Standard finish Galvanised (HDG)

AIRCON SETS



Proudly Bidvest

- Available in 450, 550, 600 & 650 lengths
- Available in HDG or EPC (Beige only)
- Sets comprise 2 x slotted cantilever arms, 2 x back channels and all fixing hardware



HARDWARE SUPPLIED WITH EACH KIT

SHIELD ANCHORS
x 4



HEX SET SCREW x 4



SPRING NUT x 4



HDG

CODE	DESCRIPTION	SET COMPRISES	QTY/SET	PRICE/SET
450mm	AIRCON SET 450MM SLOTTED CANTILEVER ARM HDG COMPLETE	Slotted C/L Arms (FPA type) 450mm Length x 1.6mm (P2000 Arm) Back Plate : 150mm x 45mm x 6mm - HDG	2	327.00
I0005863		Backing Channel 41mm x 41mm x 2.0mm thick (P1000) x 250mm Long - HDG	2	
		M8 x 65mm Shield Anchors - EG	4	
		M10 x 25mm Hex Set SCREW - EG	4	
		M10 x 8mm thick SPRING NUT - EG	4	
550mm	AIRCON SET 550MM SLOTTED CANTILEVER ARM HDG COMPLETE	Slotted C/L Arms (FPA type) 550mm Length x 2.0mm (P1000 Arm) Back Plate : 150mm x 45mm x 6mm - HDG	2	376.00
I0005864		Backing Channel 41mm x 41mm x 2.0mm thick (P1000) x 250mm Long - HDG	2	
		M8 x 65mm Shield Anchors - EG	4	
		M10 x 25mm Hex Set SCREW - EG	4	
		M10 x 8mm thick SPRING NUT - EG	4	
600mm	AIRCON SET 600MM SLOTTED CANTILEVER ARM HDG COMPLETE	Slotted C/L Arms (FPA type) 600mm Length x 2.0mm (P1000 Arm) Back Plate : 150mm x 45mm x 8mm - HDG	2	429.00
I0005865		Backing Channel 41mm x 41mm x 2.0mm thick (P1000) x 250mm Long - HDG	2	
		M10 x 75mm Shield Anchors - EG	4	
		M10 x 25mm Hex Set SCREW - EG	4	
		M10 x 8mm thick SPRING NUT - EG	4	
650mm	AIRCON SET 650MM SLOTTED CANTILEVER ARM HDG COMPLETE	Slotted C/L Arms (FPA type) 650mm Length x 2.0mm (P1000 Arm) Back Plate : 150mm x 45mm x 8mm - HDG	2	492.00
I0005866		Backing Channel 41mm x 41mm x 2.0mm thick (P1000) x 250mm Long - HDG	2	
		M10 x 75mm Shield Anchors - EG	4	
		M10 x 25mm Hex Set SCREW - EG	4	
		M10 x 8mm thick SPRING NUT - EG	4	

EPC

CODE	DESCRIPTION	SET COMPRISES	QTY/SET	PRICE/SET
450mm	AIRCON SET 450MM SLOTTED CANTILEVER ARM EPC (BEIGE) COMPLETE	Slotted C/L Arms (FPA type) 450mm Length x 1.6mm (P2000 Arm) Back Plate : 150mm x 45mm x 6mm - EPC	2	309.00
I0005867		Backing Channel 41mm x 41mm x 2.0mm thick (P1000) x 250mm Long - EPC	2	
		M8 x 65mm Shield Anchors - EG	4	
		M10 x 25mm Hex Set SCREW - EG	4	
		M10 x 8mm thick SPRING NUT - EG	4	
550mm	AIRCON SET 550MM SLOTTED CANTILEVER ARM EPC (BEIGE) COMPLETE	Slotted C/L Arms (FPA type) 550mm Length x 2.0mm (P1000 Arm) Back Plate : 150mm x 45mm x 6mm - EPC	2	358.00
I0005868		Backing Channel 41mm x 41mm x 2.0mm thick (P1000) x 250mm Long - EPC	2	
		M8 x 65mm Shield Anchors - EG	4	
		M10 x 25mm Hex Set SCREW - EG	4	
		M10 x 8mm thick SPRING NUT - EG	4	
600mm	AIRCON SET 600MM SLOTTED CANTILEVER ARM EPC (BEIGE) COMPLETE	Slotted C/L Arms (FPA type) 600mm Length x 2.0mm (P1000 Arm) Back Plate : 150mm x 45mm x 8mm - EPC	2	399.00
I0005869		Backing Channel 41mm x 41mm x 2.0mm thick (P1000) x 250mm Long - EPC	2	
		M10 x 75mm Shield Anchors - EG	4	
		M10 x 25mm Hex Set SCREW - EG	4	
		M10 x 8mm thick SPRING NUT - EG	4	
650mm	AIRCON SET 650MM SLOTTED CANTILEVER ARM EPC (BEIGE) COMPLETE	Slotted C/L Arms (FPA type) 650mm Length x 2.0mm (P1000 Arm) Back Plate : 150mm x 45mm x 8mm - EPC	2	463.00
I0005870		Backing Channel 41mm x 41mm x 2.0mm thick (P1000) x 250mm Long - EPC	2	
		M10 x 75mm Shield Anchors - EG	4	
		M10 x 25mm Hex Set SCREW - EG	4	
		M10 x 8mm thick SPRING NUT - EG	4	

FASTENER PACK	4 x M10 x 30 HSS + 4 x M10 Spring Nuts	23.50
---------------	--	--------------

Material: Unless otherwise noted, **STRUT** fittings are pressed from hot rolled, pickled and oiled plate or strip steel. Subject to commercial tolerances. **Standard Dimensions:** The following dimensions apply to all fittings except where noted on the part drawing:

Hole size, 14 mm diameter, Hole spacing: 20 mm from end of fitting, 48 mm centre to centre: Fitting width: 40 mm unless otherwise stated; Fitting thickness: 6 mm unless otherwise stated. All dimensions subject to commercial tolerances. Standard finish HDG or MC.

VARIATION FROM STD HOLE SIZE +15% & NON STOCK ITEM

<p>P1061 A=7mm P1062 A=9mm P1063 A=11mm P1064 A=14mm 5.85</p> <p>60g Ea. A Ø</p> <p>Thickness 5mm</p>	<p>P1065 156g 13.20</p>	<p>P1066 240g 19.90</p>	<p>P1067 323g 34.80</p>	<p>P1941 408g 53.90</p>
<p>P1924 150g 18.80</p>	<p>P2079 300g 37.60</p>	<p>P1036 255g 39.10</p>	<p>P1031 352g 41.50</p>	<p>P1028 400g 80.80</p>
<p>P1979 300g 99.50</p>	<p>P1356 300g 56.50</p>	<p>P1358 492g 61.40</p>	<p>P1380 400g 61.40</p>	<p>P1953 754g 109.50</p>

90°ANGLE FITTINGS

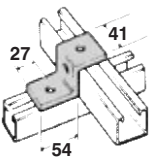
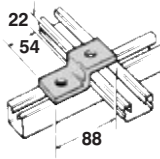
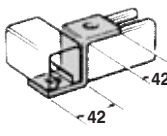
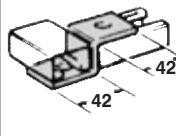
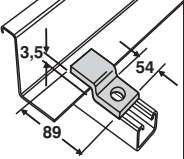
<p>P1026 160g 13.50</p>	<p>P1068 160g 13.50</p>	<p>P1325 323g 29.10</p>	<p>P1326 240g 23.20</p>	<p>P1458 240g 20.80</p>
<p>P1034 352g 57.30</p>	<p>P1035 352g 57.30</p>	<p>P1033 352g 44.70</p>	<p>P2484 560g (Replaces 1331 & 1332) 51.50</p>	<p>P1037 255g 42.30</p>
<p>P1038 255g 42.30</p>	<p>P1357 306g 63.00</p>	<p>P1359 492g 64.70</p>	<p>P1993 762g 33.10</p>	<p>P1727 660g 84.50</p>

"U" Shape

<p>P1047 400g 32.40</p>	<p>P4047 300g 29.90</p>	<p>P1737 600g 41.50</p>	<p>P1044 300g 32.40</p>	<p>P4376 400g 61.35</p>
<p>P4376-A 600g 64.70</p>	<p>P4377 800g 107.80</p>	<p>P1377 900g 124.40</p>	<p>P2346 800g 129.70</p>	

"Z" SHAPE

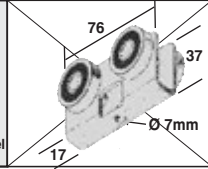
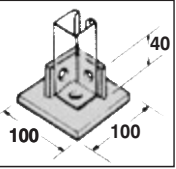
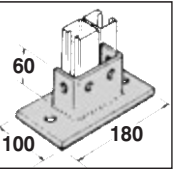
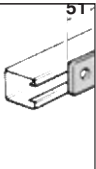
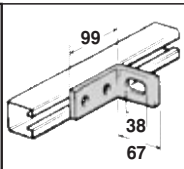
Standard finish HDG.

P1045 300g 29.15 	P4045 200g 18.20 	P1347 300g 34.70 	P4347 200g 31.55 	P1450 Cable Ladder Hold-down Bracket 140g 12.70 
--	--	--	---	--

TROLLEY ASSEMBLY

BASE PLATES

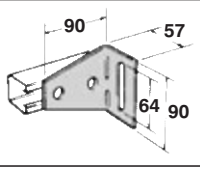
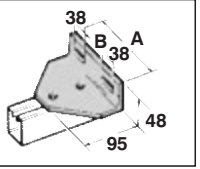
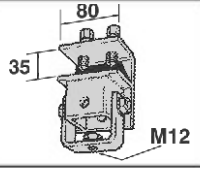
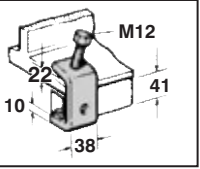
SLOTTED FITTINGS

P2750 Trolley Assembly 161.00 P1000 Channel 	P2072-S1 500g 51.45 	P2073/A 1300g 134.40 	P1749 200g 19.90 	P1747 300g 26.55 
---	---	--	--	--

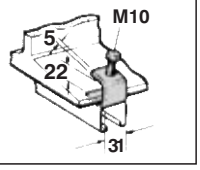
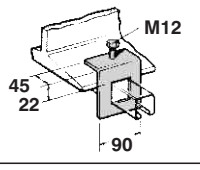
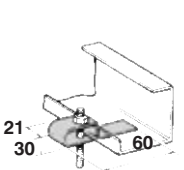
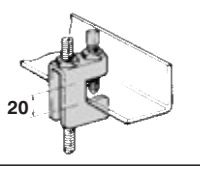
Ideal for sliding doors, welding curtains etc.

SLOTTED FITTINGS

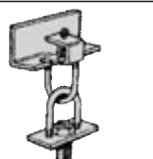
BEAM CLAMPS

P1713 500g 82.90 	P1130 A=170 B=66 800g 104.50 P1131 A=220 B=116 1000g 139.30 	P1270 200g 187.80+ (2x6.42) 200.64 	P1271 500g 43.10+ 6.42 49.52 
--	--	--	---

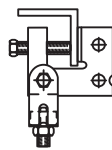
BEAM CLAMPS

P1272 200g 23.20+ 5.50 28.20 	P1796 500g 45.25+ 6.42 51.67 	Purlin Clamp 8mm 8.45 10mm 9.65 12mm 10.25 	Flange Clamp 6mm 7.95 8mm 9.25 10mm 18.75 12mm 21.40 
---	---	--	---

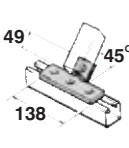
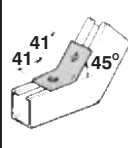
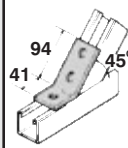
BEAM CLAMPS

P1272/U 280g Accepts Thread Rod 100 Max. 39.80+ 5.50 45.30 

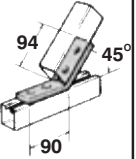
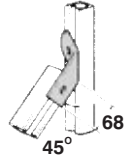
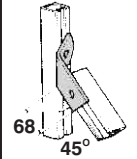
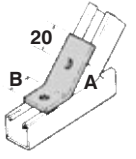
BEAM CLAMPS ARE NOT RECOMMENDED FOR USE IN THE VERTICAL PLANE



ANGLE FITTINGS

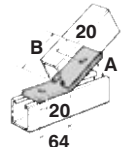
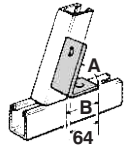
P1032 352g 41.05 	P1072 161g 26.55 	P1073 240g 44.80 
--	--	--

ANGLE FITTINGS

P1074 323g 31.55 	P1191 320g 34.85 	P1192 320g 34.85 	<table border="1"> <thead> <tr> <th></th> <th>A</th> <th>B mm</th> <th></th> <th>A</th> <th>B mm</th> </tr> </thead> <tbody> <tr> <td>P1546</td> <td>45°</td> <td>58</td> <td>P2097</td> <td>60°</td> <td>48</td> </tr> <tr> <td>P2094</td> <td>82½°</td> <td>43</td> <td>P2098</td> <td>52½°</td> <td>52</td> </tr> <tr> <td>P2095</td> <td>75°</td> <td>43</td> <td>P2099</td> <td>37½°</td> <td>46</td> </tr> <tr> <td>P2096</td> <td>67½°</td> <td>46</td> <td>P2100</td> <td>37½°</td> <td>67</td> </tr> </tbody> </table> <p>P1546 - P2100 255g</p> 		A	B mm		A	B mm	P1546	45°	58	P2097	60°	48	P2094	82½°	43	P2098	52½°	52	P2095	75°	43	P2099	37½°	46	P2096	67½°	46	P2100	37½°	67
	A	B mm		A	B mm																												
P1546	45°	58	P2097	60°	48																												
P2094	82½°	43	P2098	52½°	52																												
P2095	75°	43	P2099	37½°	46																												
P2096	67½°	46	P2100	37½°	67																												

29.10

ANGLE FITTINGS

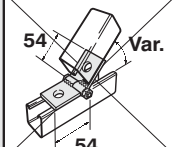
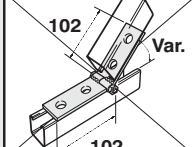
<table border="1"> <thead> <tr> <th></th> <th>A</th> <th>B mm</th> </tr> </thead> <tbody> <tr> <td>P2101</td> <td>30°</td> <td>82</td> </tr> <tr> <td>P2102</td> <td>22½°</td> <td>82</td> </tr> <tr> <td>P2103</td> <td>15°</td> <td>82</td> </tr> <tr> <td>P2104</td> <td>7½°</td> <td>82</td> </tr> </tbody> </table> <p>P2101 - P2104 255g</p> 		A	B mm	P2101	30°	82	P2102	22½°	82	P2103	15°	82	P2104	7½°	82	<table border="1"> <thead> <tr> <th></th> <th>A</th> <th>B mm</th> </tr> </thead> <tbody> <tr> <td>P1186</td> <td>45°</td> <td>78</td> </tr> <tr> <td>P2105</td> <td>82½°</td> <td>65</td> </tr> <tr> <td>P2106</td> <td>75°</td> <td>67</td> </tr> <tr> <td>P2107</td> <td>67½°</td> <td>69</td> </tr> <tr> <td>P2108</td> <td>60°</td> <td>73</td> </tr> <tr> <td>P2109</td> <td>52½°</td> <td>74</td> </tr> <tr> <td>P2110</td> <td>37½°</td> <td>86</td> </tr> </tbody> </table> <p>P1186 - P2110 252g</p> 		A	B mm	P1186	45°	78	P2105	82½°	65	P2106	75°	67	P2107	67½°	69	P2108	60°	73	P2109	52½°	74	P2110	37½°	86
	A	B mm																																						
P2101	30°	82																																						
P2102	22½°	82																																						
P2103	15°	82																																						
P2104	7½°	82																																						
	A	B mm																																						
P1186	45°	78																																						
P2105	82½°	65																																						
P2106	75°	67																																						
P2107	67½°	69																																						
P2108	60°	73																																						
P2109	52½°	74																																						
P2110	37½°	86																																						

29.10

P1186 - P2110 252g

29.10

VARIABLE ANGLE FITTINGS

P1843 32.20 	P1354 46.90 
---	--

PIPE & CABLE CLAMPS



Proudly Bidvest

SPLIT CLAMPS

- Standard finish galvanised (EG)
- Rubber insert
- Pull strength 600kg
- Twist strength 8kg

Material/Finish:
Mild Steel Zinc-Electroplated (EG)

Pipe Clamp Sizes:
Diameter range stated is the suitable pipe O.D range

Safe Working Load (tensile) :
200 kg

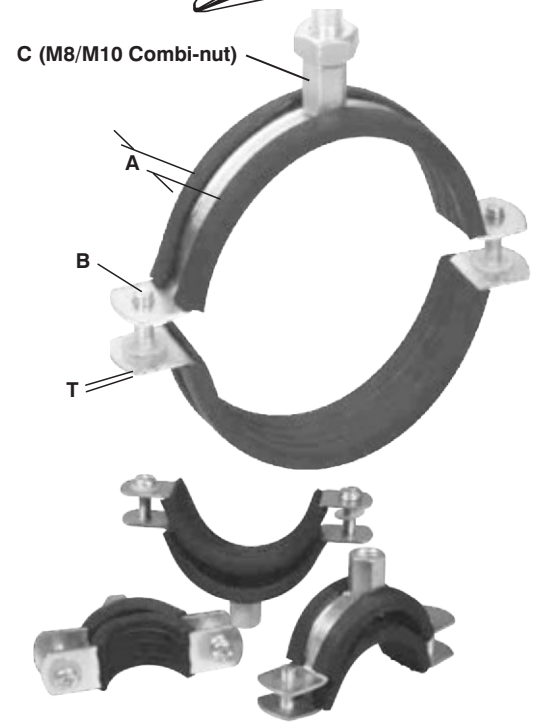
Sound Reduction:
18 dB (A)

Working Temperature Range:
-40°C / +110°C

Fire resistance:
Class B2 (DIN 4102)

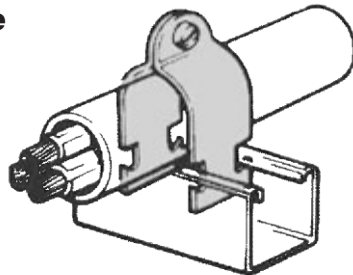
Rubber : EPDM Rubber
(Ethylene Propylene Diene Monomer (M-class) rubber)
Thickness : 4 -5mm

REF Diameter	T (mm)	A (mm)	B (mm)	C (mm)	C (mm)
SC/12-16 ZP R/L	2.0	20.0	M6 x 20mm	M8 / M10	13.35
SC/15-19 ZP R/L	2.0	20.0	M6 x 20mm	M8 / M10	13.45
SC/20-25 ZP R/L	2.0	20.0	M6 x 20mm	M8 / M10	14.15
SC/26-30 ZP R/L	2.0	20.0	M6 x 20mm	M8 / M10	15.35
SC/32-36 ZP R/L	2.0	20.0	M6 x 20mm	M8 / M10	16.00
SC/38-43 ZP R/L	2.0	20.0	M6 x 20mm	M8 / M10	16.80
SC/47-51 ZP R/L	2.0	20.0	M6 x 20mm	M8 / M10	18.40
SC/53-58 ZP R/L	2.0	20.0	M6 x 20mm	M8 / M10	21.40
SC/60-64 ZP R/L	2.0	20.0	M6 x 20mm	M8 / M10	21.80
SC/68-72 ZP R/L	2.0	20.0	M6 x 20mm	M8 / M10	23.50
SC/75-80 ZP R/L	2.0	20.0	M6 x 20mm	M8 / M10	25.10
SC/81-86 ZP R/L	2.0	20.0	M6 x 20mm	M8 / M10	25.35
SC/87-92 ZP R/L	2.5	20.0	M6 x 20mm	M8 / M10	28.20
SC/99-105 ZP R/L	2.5	20.0	M6 x 20mm	M8 / M10	30.30
SC/107-112 ZP R/L	2.5	20.0	M6 x 20mm	M8 / M10	32.55
SC/113-118 ZP R/L	2.5	20.0	M6 x 20mm	M8 / M10	33.70
SC/125-130 ZP R/L	2.5	20.0	M6 x 25mm	M8 / M10	36.60
SC/132-137 ZP R/L	2.5	20.0	M6 x 25mm	M8 / M10	40.60
SC/138-142 ZP R/L	2.5	20.0	M6 x 25mm	M8 / M10	44.45
SC/148-152 ZP R/L	2.5	20.0	M6 x 25mm	M8 / M10	47.10
SC/159-166 ZP R/L	2.5	20.0	M6 x 25mm	M8 / M10	51.70
SC/200-212 ZP R/L	2.5	20.0	M6 x 25mm	M8 / M10	56.90
SC/215-220 ZP R/L	2.5	20.0	M6 x 25mm	M8 / M10	63.20
SC/249-254 ZP R/L	2.5	20.0	M6 x 25mm	M8 / M10	71.15
SC/314-319 ZP R/L	2.5	20.0	M6 x 25mm	M8 / M10	80.80



Traditional 2/Piece Clamps

- Standard Finish: Galvanised (PG)
- Fasteners (EG) Supplied separately
- Design Load Safety Factor of 5




Part No.	Overall Ø	Fasteners Required	Design Load	Material Thickness	Price	
P2025	7,0-10,5	M6 x 20mm Gutter Bolt & Nut Required	180 kg	1,5mm	11.50	
P1108	10,5-12,5		180 kg	1,5mm	11.50	
P2026	11,5-13,5		180 kg	1,5mm	11.50	
P1108-A	10,5-14,5		180 kg	1,5mm	11.50	
P2027	14,5-16,5		180 kg	1,5mm	11.50	
P1109	16,0-18,5		180 kg	1,5mm	11.50	
P2028	16,5-19,5		180 kg	1,5mm	11.50	
P1111	21,0-25,5		180 kg	1,5mm	11.50	
P2030	25,5-28,0		180 kg	2,0mm	12.25	
P1112	27,0-30,0		270 kg	2,0mm	12.60	
P2032	30,0-33,5	M6 x 25mm Gutter Bolt & Nut Required	270 kg	2,0mm	12.60	
P1113	32,0-36,0		270 kg	2,0mm	13.60	
P2034	35,0-40,0		270 kg	2,0mm	15.20	
P1114	38,0-44,0		270 kg	2,0mm	14.55	
P1115	43,0-51,0	M8 x 35mm Hex Set Screw & M8 Hex Nut Required	360 kg	2,5mm	15.00	
P2038	49,0-52,0		360 kg	2,5mm	18.35	
P2039	47,0-61,0		360 kg	2,5mm	18.80	
P1117	54,0-70,0		360 kg	2,5mm	15.50	
P2043	62,0-75,0		360 kg	2,5mm	19.20	
P1118	71,0-85,0		360 kg	2,5mm	17.40	
P1119	87,0-95,0		360 kg	2,5mm	18.70	
P1120	99-110		M10 x 50mm Hex Set Screw & M10 Hex Nut Required	360 kg	2,5mm	22.80
P1121	110-122			360 kg	2,5mm	25.25
P1122	116-140			360 kg	2,5mm	30.00
P1123	135-145	360 kg		2,5mm	31.50	
P1124	141-175	360 kg		3,0mm	37.00	
P1125	160-200	360 kg		3,0mm	41.20	
P1126	196-230	360 kg		3,0mm	45.10	
P1127	225-270	360 kg		3,0mm	49.90	
P1129	245-280	360 kg	3,0mm	53.20		

TP 2/Piece Clamps

- Supplied as one piece including fastener
- Designed for use with Cab-Strut channel
- Practical range of eleven convenient sizes
- Body and screw galvanised (EG)
- Design load 200kg (safety factor of 5)
- Suitable for pipework and cables

Part Number	Overall Diameter mm	Bolt Size mm	Material Thickness mm	Price
TP15/20	15-20	M6 x 20	1,6	6.75
TP20/25	20-25	M6 x 20	1,6	8.15
TP25/30	25-30	M6 x 20	1,6	8.60
TP30/40	30-40	M6 x 20	2,0	11.80
TP40/50	40-50	M8 x 20	2,0	14.15
TP50/60	50-60	M8 x 20	2,0	15.45
TP60/70	60-70	M8 x 20	2,0	16.80
TP70/80	70-80	M8 x 20	2,5	21.20
TP80/90	80-90	M8 x 20	2,5	23.15
TP90/100	90-100	M8 x 30	2,5	24.30
TP100/110	100-110	M8 x 30	2,5	26.05
TP110/120	110-120	M8 x 30	2,5	27.65
TP120/130	120-130	M8 x 30	2,5	29.10



Strap Clamps

- Supplied with strap, studs, nuts, washers and collets
- Designed for use with Cab-Strut channel
- Practical range of four convenient straps which are fully adjustable and offer a very flexible range of sizes
- Strap, studs, nuts, washers and collets galvanised (EG)
- Suitable for large diameter poles and pipes

Part Number	Diameter	Strap Length	Thread Size	Stud Length	Price
T1STCL/75-100MM/EG	75-100mm	160mm	M10	85mm	28.50
T1STCL/100-125MM/EG	100-125mm	200mm	M10	95mm	29.30
T1STCL/125-150MM/EG	125-150mm	230mm	M10	115mm	37.70
T1STCL/150-175MM/EG	150-175mm	295mm	M10	120mm	41.30
T1STCL/175-200MM/EG	175-200mm	325mm	M10	135mm	44.75



"Q" CLAMPS

Clamp Size	Bolt Size	Price
Q16mm	M6	10.10
Q20mm	M6	11.05
Q26mm	M6	11.45
Q32mm	M6	13.90
Q40mm	M8	18.40
Q46mm	M8	19.65

Clamp Size	Bolt Size	Price
Q52mm	M8	21.85
Q58mm	M8	24.00
Q66mm	M8	25.70
Q70mm	M8	27.40
Q78mm	M8	29.10

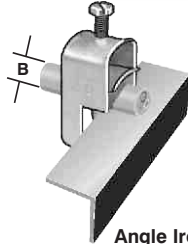


Wire Mesh Tray Application

- Light and strong
- Body galvanised (SG)
- Screw galvanised (SG)
- One common clamp for all applications...



Cable Ladder Cross Rung



Angle Iron


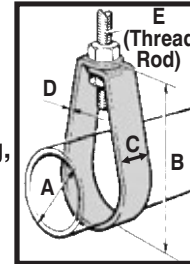


CAB-STRUT Channel

P75 HANGER CLAMPS

Part Number	NOM. BORE	A Ø (mm)	B (mm)	C (mm)	D (mm)	E (mm)	Price
P75/15	15	21	52	25	1,6	M8	5.75
P75/20	20	27	57	25	1,6	M8	6.10
P75/25	25	34	68	25	1,6	M8	6.25
P75/32	32	42	75	25	1,6	M8	7.50
P75/40	40	48	87	25	1,6	M8	7.90
P75/50	50	60	110	25	1,6	M8	9.80
P75/65	65	76	118	25	2,0	M10	12.30
P75/80	80	89	129	25	2,0	M10	16.00
P75/100	100	114	152	25	2,0	M10	18.15
P75/125	125	140	194	25	2,5	M10	31.20
P75/150	150	166	228	25	3,0	M10	38.25
P75/200	200	219	295	30	3,5	M12	77.10

- Standard finish galvanised (PG)
- Fasteners (EG)
- Suitable for hanging plumbing, drainage and sprinkler pipes

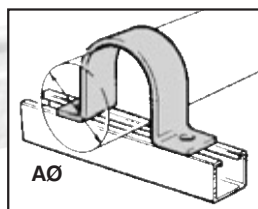



SADDLE CLAMPS

Part No.	Nom. Bore	A Ø (mm)	Bolt (mm)	Price
SS1	15	21	M6	4.25
SS1/1	20	26	M6	4.65
SS1/2	25	34	M6	6.10
SS1/3	32	42	M6	6.75
SS1/4	40	48	M6	7.20
SS1/5	50	60	M6	7.75
SS1/6	65	76	M6	9.30

Part No.	Nom. Bore	A Ø (mm)	Bolt (mm)	Price
SS1/7	80	89	M8	10.20
SS1/8	100	115	M8	11.10
SS1/9	125	140	M8	14.45
SS1/10	150	166	M8	16.45
SS1/11	-	173	M8	17.95
SS1/12	200	219	M8	28.80

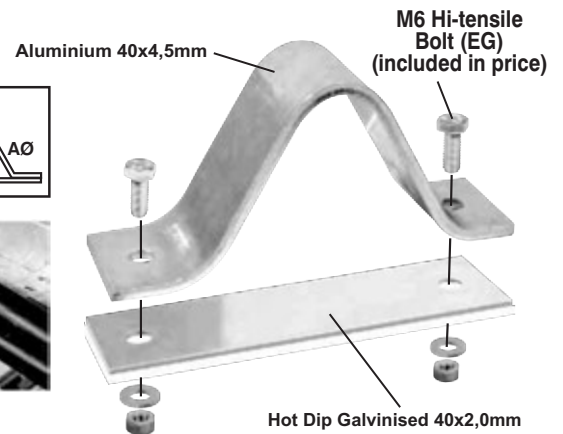
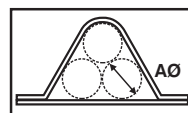
Standard finish galvanised (PG)



ALUMINIUM TREFOIL CLAMPS

Part No.	Cable Size A (mm)	Mat. (mm)	Bolt (mm)	Price
TR-30	30	4,5	M6	80.95
TR-37	37	4,5	M6	88.65
TR-42	42	4,5	M6	102.90
TR-48	48	4,5	M6	109.15
TR-53	53	4,5	M6	116.15
TR-57	57	4,5	M6	118.15
TR-63	63	4,5	M6	120.30

- No magnetic circuit can be created in aluminium
- Trefoil clamps can withstand a rupturing capacity of 95kA at 750mm spacings




CABLE DIAMETER/MASS

Approximate calculated dimension and nett mass per 100 metres				Gland to suit
Rated area mm ²	Number of cores	Max. overall dia. mm	Nett mass kg/100m	
1,5	2	13,7	33	0
	3	14,2	37	0
	4	15,1	41	0
	7	17,6	55	1
	12	22,9	89	2
2,5	2	14,5	39	0
	3	16,1	43	0
	4	16,9	51	1
4	7	20,0	79	2
	2	16,8	49	0
	3	17,5	55	1
	4	19,4	75	1
	7	22,5	101	2
6	2	18,6	67	1

Approximate calculated dimension and nett mass per 100 metres				Gland to suit
Rated area mm ²	Number of cores	Max. overall dia. mm	Nett mass kg/100m	
6	3	19,6	77	1
	4	20,9	89	1
	2	20,7	85	1
10	3	21,9	99	2
	4	23,4	117	2
16	2	23,1	108	2
	3	25,9	149	2
	4	27,9	176	3
	2	22,4	113	2
25	3	26,9	173	3
	4	29,1	211	3
	2	23,9	138	2
35	3	28,8	213	3
	4	32,5	283	4

Approximate calculated dimension and nett mass per 100 metres				Gland to suit
Rated area mm ²	Number of cores	Max. overall dia. mm	Nett mass kg/100m	
35	3	33,2	295	4
	4	36,5	367	4
50	3	36,5	275	4
	4	40,2	471	4
70	3	41,3	486	4
	4	45,2	610	5
95	3	43,7	567	5
	4	47,9	716	5
120	3	47,4	685	5
	4	53,7	922	6
150	3	53,0	864	6
	4	58,7	1092	6
185	3	59,2	1076	6
	4	66,7	1438	7



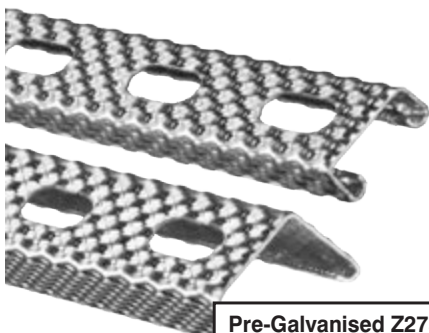
	 P1000 Size 41 x 41mm Thickness 2,5mm.	 P1000T Size 41 x 41mm Thickness 2,5mm. Slot size 28 x 14mm @ 50mm centres.	 P2000 Size 41 x 41mm Thickness 1,0 & 1,5mm.	 P3300 Size 21 x 41mm Thickness 2,5mm. P3300T (slotted) is also available.	 P4000 Size 21 x 41mm Thickness 1,5mm.
			(1.0mm)330.00/5m		
Pre-Galvanised Z275/5m/6m	687.70/825.24	806.00	(1.5mm)476.00/5m	541.50/5m	344.00/5m
HDG SABS763 /5m - /6m	979.00/1174.00	-	-	-	-
Slotted HDG SABS763/5m/6m	-	1118.00/1341.60	-	-	-
Plain (Uncoated)/5m	675.00	689.00	-	-	-

P1000	For part numbers of P2000 Combination Channels replace the P1 with P2 E.g. P1001 becomes P2001	P2000, P3300 & P4000 POA					
2697.60 /6m (HDG) 2248.00 /5m (HDG)	DOUBLE HDG P1001 P1001-A P1001-B P1001-C P1001-D 						
POA /5m (HDG)	TRIPLE HDG P4003 P1001-B3 P1001-C3 P1001-C31 P1001-3 P1001-A3 P1001-C32 P1001-C33 P1001-D3 						
POA /5m (HDG)	QUADRUPLE HDG P1001-C41 P1001-C42 P1001-C43 P1001-C4 P4004 						
OTHER COMBINATIONS (PRICES ON REQUEST)							
P1002	P1003	P1003-1	P1004	P1004-A	P4002-1	P4002-2	P4001

CAB-STRUT CONCRETE INSERTS

P3200 HDG (P1000) 	Length 5m	Length 2,5m	Length 2m	Length 1m	Length 0,5m
	1654.00	827.00	661.00	329.60	165.30
P3300 HDG (P3300) 	Length 5m	Length 2,5m	Length 2m	Length 1m	Length 0,5m
	1489.00	744.60	595.70	298.00	148.90

ULTRA-STRUT METAL FRAMING



	 UL1000 Size 41 x 41mm Thickness 2,5mm Equivalent.	 UL1000T Size 41 x 41mm Thickness 2,5mm Equivalent. Slot size 25 x 14mm @ 50mm centres.	 UL3300 Size 41 x 41mm Thickness 2,5mm Equivalent.	 UL3300T Size 21 x 41mm Thickness 2,5mm Equivalent.
Pre-Galvanised Z275/5.8m	644.00	644.00	460.00	460.00
HDG SABS763 /5.8m	805.00	805.00	552.00	552.00

Standard finish galvanised (EG). SG finish or other materials and finishes on request.

STRUT Nuts AVAILABLE WITH OR WITHOUT SPRINGS Price Per Each	Nuts for P1000 & P2000			
	CSN106/M6	EG		SS316 Spring
		No Spring	Spring	
	CSN106/M6	2.70	3.10	14.45
	CSN108/M8	3.40	3.80	16.00
	CSN110/M10	3.45	3.90	16.75
	CSN112/M12	3.45	3.90	19.70
Nuts for P3300 & P4000				
	CSN406/M6	3.10		-
	CSN408/M8	3.80		-
	CSN410/M10	3.90		-
	CSN412/M12	3.90		-

Thread Rod (1&3m Long)	Size	1m	3m
	M6	8.75	25.75
	M8	15.90	44.95
	M10	24.45	72.00
	M12	33.10	83.95

STUD NUTS	Size (mm)	Price Per Each
	M10 x 85	5.75
	M10 x 95	5.90
	M10 x 115	6.50
	M10 x 120	6.60
	M10 x 135	7.10

Nylock Nut - EG, SS304	Size	Price/Ea.
	M6	POA
	M8	POA
	M10	POA
	M12	POA

Hex Set Screw (Price/Ea.)	Size	M6	M8	M10	M12
	20 mm	0.44	0.95	1.53	2.58
	25 mm	0.52	1.02	1.75	2.91
	30 mm	0.55	1.09	1.97	3.10
	35 mm	0.67	1.24	2.40	3.24
	40 mm	0.72	1.31	2.55	3.37
	50 mm	1.02	1.60	2.71	3.58
	60 mm	1.09	1.75	2.84	3.90

Hex Nut	Size EG	Price/Ea.
	M6	0.26
	M8	0.56
	M10	1.38
	M12	1.59

Coupler Nut	Size EG	Price/Ea.
	M6	1.70
	M8	3.68
	M10	5.00
	M12	9.00

SLEEVE	Size (mm)	Price Per Each
	8 x 40	2.71
	8 x 65	2.84
	8 x 85	3.17
	10 x 50	3.63
	10 x 75	5.10
	10 x 100	5.43
	12 x 60	4.96
	12 x 75	6.42
	12 x 100	6.88
	16 x 65	16.00

Flat Washer	Size	Price/Ea.
	M6	0.09
	M8	0.16
	M10	0.29
	M12	0.47

SHIELD	Size (mm)	Price Per Each
	M6	4.23
	M8	6.04
	M10	10.90
	M12	16.30

Fender Washer	Size	Price/Ea.
	M6	0.60
	M8	0.61
	M10	1.02
	M12	1.13

DROP-IN	Size (mm)	Price Per Each	Setting Punch Price Per Each
	M6	1.59	24.00
	M8	1.85	24.00
	M10	3.05	52.30
	M12	5.55	60.40

Spring Washer	Size	Price/Ea.
	M6	0.09
	M8	0.11
	M10	0.23
	M12	0.33

NAIL-IN	Size (mm)	Price Per Each
	5 x 35	0.60
	6 x 35	0.72
	6 x 55	0.86
	6 x 70	1.07
	8 x 60	1.33
	8 x 80	1.52
	8 x 100	4.23
	8 x 120	5.09

Gutter Bolt & Nut - M6	Size	Price/Ea.
	12mm	0.46
	16mm	0.53
	20mm	0.60
	25mm	0.67
	30mm	0.72

*Cup Square Bolt, Nut & Washer	Size	Price/Ea.
	M6x16	0.99 4.30
	M8x16	2.52 12.20

Cone Point Screw 45mm	Size	Price/Ea.
	M10	5.50 26.15
	M12	6.42 30.50


*Mush. Hd. Screw, Nut & Washer	Size	Price/Ea.
	M10 x 20mm	3.39

* Stainless Galv

THREADED ROD CUTTER



Proudly Bidvest



UNIQUE FEATURES:

- Cuts M6, M8, & M10 threaded rod with very little effort
- Burr free cut allows for immediate use of the threaded rod
- Heavy duty construction
- 2-step action shear
- Lightweight
- Cutter blades reverse for increased life
- Suitable for carbon steel rods



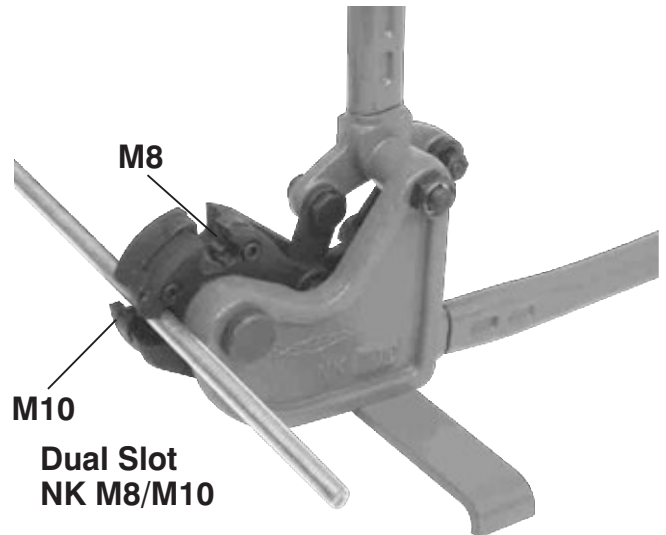
Replacement Cutter Blades

- NKS M6
- NKS M8
- NKS M10

One-handed Operation



Single Slot
NK M8 & NK M10



Dual Slot
NK M8/M10

Part Number	Description	Thread Size	Full Length (mm)	Weight (kg)	Price
NK M8	Single Slot Threaded Rod Cutter	M8	765	4,1	5674.10
NK M10	Single Slot Threaded Rod Cutter	M10	765	4,1	5674.10
NK M8/M10	Dual Slot Threaded Rod Cutter	M8 & M10	765	4,1	7419.80
NKS M6	Replacement Cutter Blades	M6	-	0.08	1863.00
NKS M8	Replacement Cutter Blades	M8	-	0.08	997.00
NKS M10	Replacement Cutter Blades	M10	-	0.08	976.00

GENERAL STRUCTURAL STEEL

6000mm standard length. Standard finish HDG. Stainless steel prices available on request.

FLAT BAR	Size (mm)	Price Per Length
	25 x 5	418.00
	30 x 5	501.00
	40 x 5	665.00
	50 x 5	858.00

ANGLE IRON	Size (mm)	Price Per Length
	25 x 25 x 3	499.00
	25 x 25 x 5	748.00
	30 x 30 x 3	581.00
	30 x 30 x 5	935.00
	40 x 40 x 5	1336.00
	50 x 50 x 5	1674.00

TAPER FLANGE CHANNEL	Size (mm)	Price Per Length
	76 x 38 STD (6,7kg/m)	3035.00
	76 x 38 SL (5,7kg/m)	2426.00
	100 x 50 x 6 STD (10,1kg/m)	4697.00
	100 x 50 x 6 SL (8,8kg/m)	3738.00

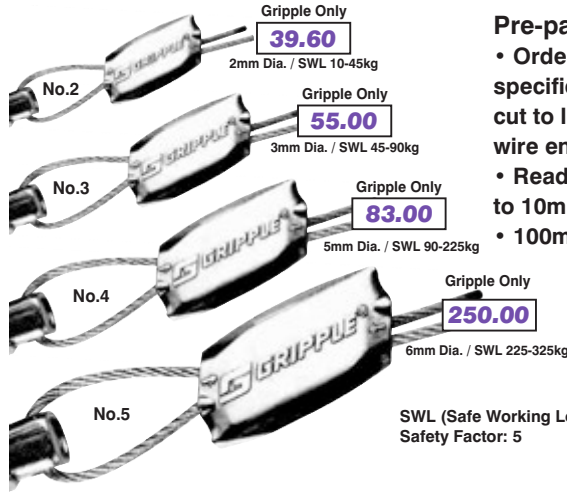
GRIPPLE HANGERS

The Revolutionary Wire Hanger System



Proudly Bidvest

- Replace threaded rod & chain
- Easy to use and install
- Saves time and money
- Fast, versatile, simple to use
- Load rated and safe
- Standard finish - galvanised
- Stainless steel available on request
- Reduces structural stress
- Strong yet lightweight
- Aesthetic
- Proof tested
- No joints
- No extra connectors
- No additional bearers
- No brackets



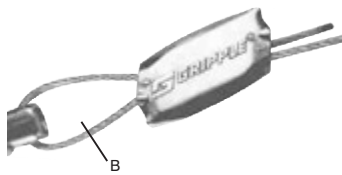
Pre-packed Kits

- Order kits containing specified Gripple number, wire cut to length, setting key and wire end tidy clip
- Ready made lengths from 1m to 10m come as standard
- 100m coils available

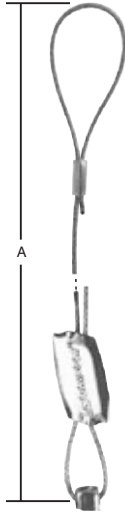


No. 2 Gripple Hanger - Loop End

REF	A (m)	B Ø (mm)	SWL Kg	PRICE	SWL Safety Factor:5
LE2001	1.0	2.0	10-45	63.50	
LE2002	2.0	2.0	10-45	67.50	
LE2003	3.0	2.0	10-45	71.60	
LE2004	4.0	2.0	10-45	75.60	
LE2005	5.0	2.0	10-45	80.40	
LE2006	6.0	2.0	10-45	84.70	
LE2007	7.0	2.0	10-45	88.60	
LE2008	8.0	2.0	10-45	91.90	
LE2009	9.0	2.0	10-45	95.80	
LE2010	10.0	2.0	10-45	100.80	

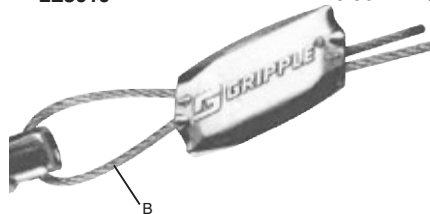


100 metre coil 2mm **322.00**

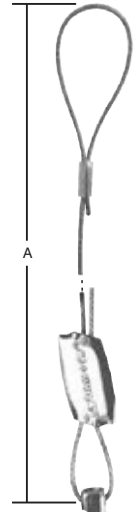


No. 3 Gripple Hanger - Loop End

REF	A (m)	B Ø (mm)	SWL Kg	PRICE	SWL Safety Factor:5
LE3001	1.0	3.0	45-90	87.80	
LE3002	2.0	3.0	45-90	95.00	
LE3003	3.0	3.0	45-90	102.40	
LE3004	4.0	3.0	45-90	110.70	
LE3005	5.0	3.0	45-90	118.90	
LE3006	6.0	3.0	45-90	126.00	
LE3007	7.0	3.0	45-90	133.40	
LE3008	8.0	3.0	45-90	141.50	
LE3009	9.0	3.0	45-90	148.90	
LE3010	10.0	3.0	45-90	157.40	

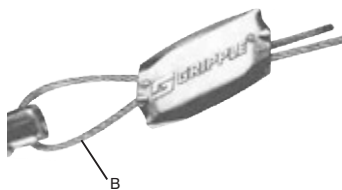


100 metre coil 3mm **515.00**

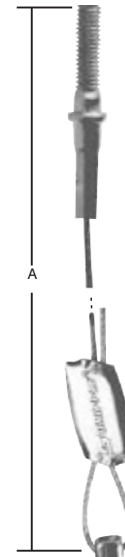


No. 2 Gripple Hanger - M6 Stud End

REF	A (m)	B Ø (mm)	SWL Kg	PRICE	SWL Safety Factor:5
SE2001	1.0	2.0	10-45	71.80	
SE2002	2.0	2.0	10-45	75.60	
SE2003	3.0	2.0	10-45	79.70	
SE2004	4.0	2.0	10-45	84.00	
SE2005	5.0	2.0	10-45	87.80	
SE2006	6.0	2.0	10-45	90.00	
SE2007	7.0	2.0	10-45	95.10	
SE2008	8.0	2.0	10-45	98.50	
SE2009	9.0	2.0	10-45	101.50	
SE2010	10.0	2.0	10-45	105.80	

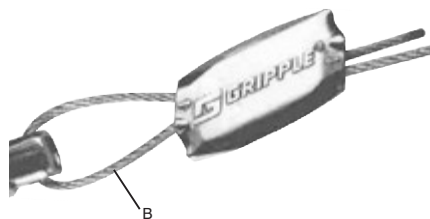


M8 STUD END ON REQUEST ONLY

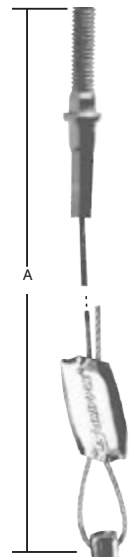


No. 3 Gripple Hanger - M6 Stud End

REF	A (m)	B Ø (mm)	SWL Kg	PRICE	SWL Safety Factor:5
SE3001	1.0	3.0	45-90	91.00	
SE3002	2.0	3.0	45-90	96.90	
SE3003	3.0	3.0	45-90	102.50	
SE3004	4.0	3.0	45-90	110.40	
SE3005	5.0	3.0	45-90	119.00	
SE3006	6.0	3.0	45-90	126.90	
SE3007	7.0	3.0	45-90	135.80	
SE3008	8.0	3.0	45-90	141.60	
SE3009	9.0	3.0	45-90	147.20	
SE3010	10.0	3.0	45-90	157.40	




M8 STUD END ON REQUEST ONLY



No. 4 Gripple Hanger - Loop End

REF	A (m)	B Ø (mm)	⊙ Kg	PRICE	SWL Safety Factor:5
LE5001	1.0	5.0	90-225	136.70	
LE5002	2.0	5.0	90-225	152.70	
LE5003	3.0	5.0	90-225	169.40	
LE5004	4.0	5.0	90-225	186.40	
LE5005	5.0	5.0	90-225	201.70	
LE5006	6.0	5.0	90-225	218.50	
LE5007	7.0	5.0	90-225	235.30	
LE5008	8.0	5.0	90-225	250.50	
LE5009	9.0	5.0	90-225	267.40	
LE5010	10.0	5.0	90-225	282.60	



100 metre coil 5mm **1544.00**

Standard Accessories

Anchor Adaptor
M6 x 20
9.75



Wire End Tidy Clip (Included in Kit)

Only 2 & 3mm
0.99




Aluminum Ferrules

Size	Price
2 mm	0.67
3 mm	0.86
4 mm	1.38
5 mm	2.07
6 mm	2.36



No. 5 Gripple Hanger - Loop End

REF	A (m)	B Ø (mm)	⊙ Kg	PRICE	SWL Safety Factor:5
LE6001	1.0	6.0	225-325	288.70	
LE6002	2.0	6.0	225-325	307.10	
LE6003	3.0	6.0	225-325	326.90	
LE6004	4.0	6.0	225-325	346.80	
LE6005	5.0	6.0	225-325	375.40	
LE6006	6.0	6.0	225-325	392.60	
LE6007	7.0	6.0	225-325	415.60	
LE6008	8.0	6.0	225-325	439.90	
LE6009	9.0	6.0	225-325	462.90	
LE6010	10.0	6.0	225-325	484.30	



100 metre coil 6mm **2052.00**

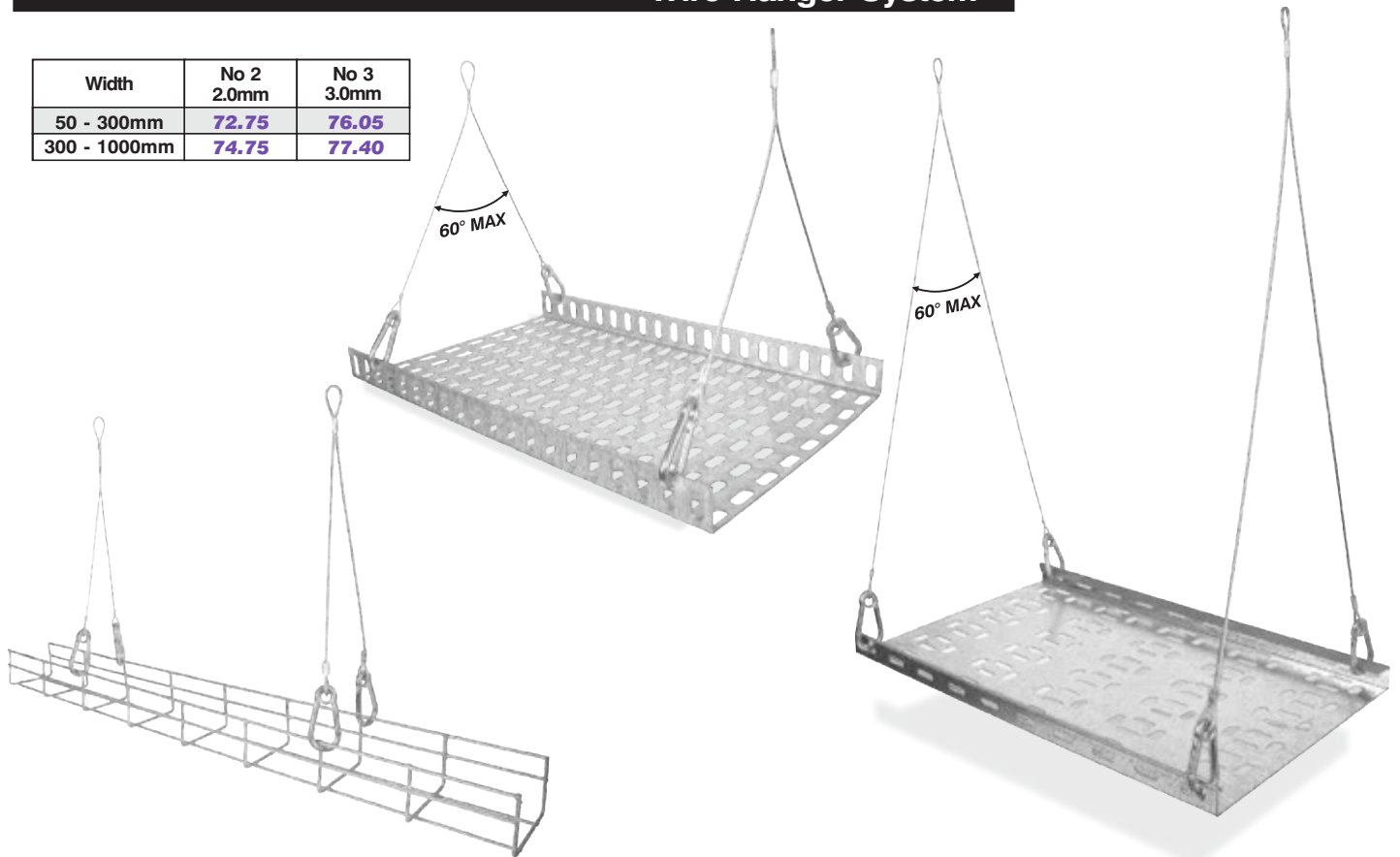


Wire Rope Cutter **753.00**

GRIPPLE "Y" SYSTEM

The Revolutionary Wire Hanger System

Width	No 2 2.0mm	No 3 3.0mm
50 - 300mm	72.75	76.05
300 - 1000mm	74.75	77.40



Tools Required		For Fixing To					
		FLANGES	PURLINS	CHANNELS "STRUT"	FACINGS/ SOFFITS	RODS/TUBE CONDUIT	CEILING STRIP/MISC.
					 Timber Brick/Mortar	 Threaded Rod Cable & Tube	
Loading S Kg Static SF 3:1 U Kg Ultimate SF:Nil							
Finish (Unless otherwise stated) S.G. Zinc Plated 12-15 microns for enhanced corrosion protection (600 hours+)							
Fixing Type	Page						
FLANGE 	37	✓	✓	✓			
THREADED ROD 	38-39	✓	✓	✓	✓	✓	
CABLE & TUBE 	39-42	✓	✓	✓	✓	✓	
Z-PURLIN 	49-50	✓	✓	✓	✓		
CABLE TIE 	43	✓	✓	✓	✓		
STRAP 	44	✓	✓	✓	✓		
CLAMPS/MISCELLANEOUS 	45	✓	✓	✓	✓	✓	✓



Cab-Clip Electrical and Mechanical Fixing Systems

Ideal for:

- Cables
- Trunking
- Cable tray
- Conduit
- Pipework
- Ducting
- Light fittings
- Suspended ceilings

- Labour saving
- Reduced installation time
- Hammer or push on

Material

- Spring Steel conforming to BS EN 1449 Part 1.15 Grade CS 70
- Austempered and hardened to HRC 38.52

Quality Assurance

- Generally in accordance with BS EN 9001
- Every batch comprehensively inspected and tested to destruction
- Similar testing on product from alternative Q.A. approved sources

Loading

- Loads indicated are in kilograms for stationary vertical loads as indicated
- All loads are for clips used on standard construction steelwork. Not recommended for use on stainless steel or aluminium support structures

• Static loads safety factor 3 to 1

• Ultimate loads maximum safe usable

Corrosive Protection

- Unless otherwise indicated spring steel fasteners are finished SG specifications
- SG - Zinc Plated 12 to 15 micron for enhanced corrosion protection (600 HR+)

- EG - Zinc electroplated 5 to 8 microns with bright passivation to SABS ISO 4042:1999 (BS7371 Part 1:1991) for threaded articles up to 19mm diameter.
- EP - Powder coating to SABS 1274:1979. Various different powder coating types for indoor, outdoor, industrial, marine and marine industrial applications are available.
- HDG - Mild steel to BS 1449 Part 1, hot-dip galvanised after manufacture to SABS ISO 1461:1999 (formerly SABS 763/ BS 729)

Warranty

- Our products are warranted free of defect at time of shipment
- Sole and exclusive remedy is limited to our option to repair or replacement of products supplied by us

Liability

- Liability is disclaimed for any incidental or consequential damage
- No authorisation will ever be granted to any person, to assume on our behalf any obligation other than as stated above

Misuse

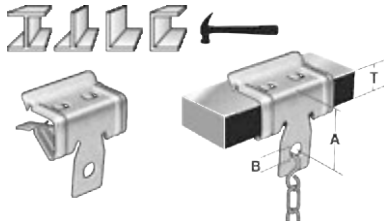
- No liability will be assumed for misapplication, this includes:
 - Use in non-standard (aggressive/hostile) environments
 - Use on aluminium or similar softer "fix to" materials
 - Overloading or use other than indicated

FLANGE FIXINGS

Beam Clip

Beam Clip available in sizes to suit horizontal flanges from 1.5-20mm thick. 6.5mm hole receives hook, chain or nut and bolt connection.

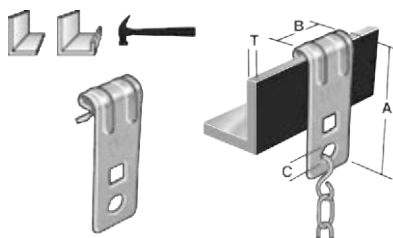
REF	T (mm)	A (mm)	B Ø (mm)		PRICE
BC153	1.5-3	16	6.5	72	4.80
BC38	3-8	18	6.5	90	8.00
BC814	8-14	26	6.5	90	8.70
BC1420	14-20	30	6.5	90	9.55



Vertical Flange Clip

Hammer on clip for vertical flanges from 1.5-7mm thick. 6.5 hole receives hook, chain or nut and bolt connection.

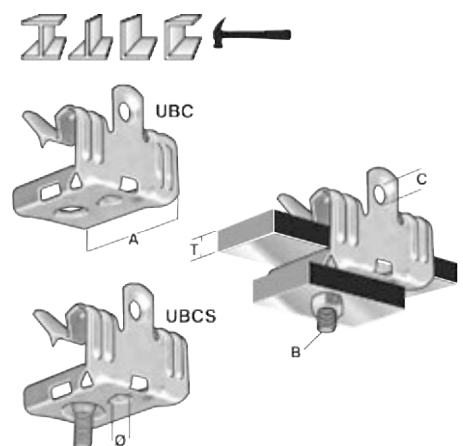
REF	T (mm)	A (mm)	B (mm)	C Ø (mm)		PRICE
VF155	1.5-5	53	19	6.5	72	6.38
VF57	5-7	53	19	6.5	72	6.38



Universal Beam Clip

Universal Beam Clip available in sizes to suit horizontal flanges from 3-20mm thick. Suitable for horizontal and vertical screw/bolt connection.

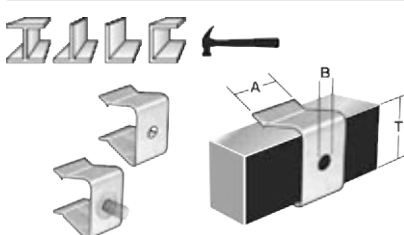
REF	T (mm)	A (mm)	B (mm)	C Ø (mm)		PRICE
UBC38	3-8	36		M6	45	12.25
UBC38S	3-8	36	M6x12	M6	45	18.55
UBC814	8-14	36		M6	45	13.50
UBC814S	8-14	36	M6x12	M6	45	19.85
UBC1420	14-20	36		M6	45	15.85
UBC1420S	14-20	36	M6x12	M6	45	22.20



Large Beam Clip

Large Beam Clip to suit horizontal flanges from 23-30mm. Simple solution for fixing to oversized steel.

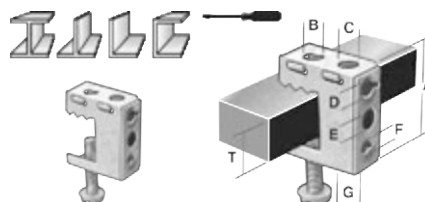
REF	T (mm)	A (mm)	B Ø (mm)		PRICE
LBC2330	23-30	25	6.5	20	12.08



Master Clamp

Screw clamp for horizontal flanges from 2-18mm thick. Suitable for horizontal and vertical screw/bolt connection.

REF	T (mm)	A (mm)	B Ø (mm)	C Ø (mm)	D Ø (mm)	E Ø (mm)	F Ø (mm)	G Ø (mm)		PRICE
SC65	2-18	34	M6	6.5	M6	6.5	M4	10.7	45	11.60
SC107	2-18	34	M6	10.7	M6	6.5	M4	10.7	45	11.60

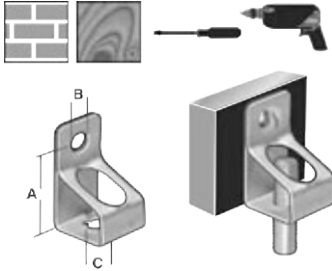


THREADED ROD FIXINGS

Threaded Rod Hanger

Threaded Rod Hanger for fixing to vertical faces. Suits threaded rod M6, M8, M10 and M12. RH127 requires nut to secure.

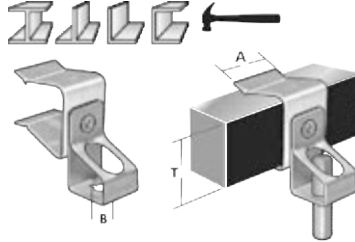
REF	A (mm)	B Ø (mm)	C Ø (mm)		PRICE
RH6T	28	6.5	M6	68	6.27
RH8T	28	6.5	M8	68	6.27
RH10T	28	6.5	M10	68	6.27
RH127	28	6.5	12.7	68	6.27



Large Beam Clip / Threaded Rod Hanger Combination

A simple cost-effective solution for fixing onto outsized steelwork Grips firmly onto flanges up to 30mm. Suits threaded rod M6, M8, M10 and M12. RH127 requires nut to secure.

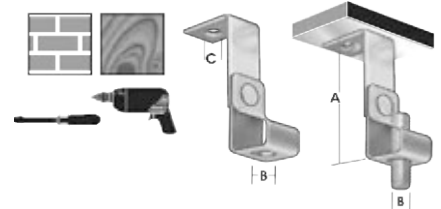
REF	A (mm)	T (mm)	B Ø (mm)		PRICE
LBC2330-RH6T	25	23-30	M6	20	24.65
LBC2330-RH8T	25	23-30	M8	20	24.65
LBC2330-RH10T	25	23-30	M10	20	24.65
LBC2330-RH127	25	23-30	12.7	20	24.65



Right Angled Bracket / Threaded Rod Hanger Combination

Right Angle Bracket for soffit fixing. Incorporates Threaded Rod Hanger to suit rod diameters M6, M8, M10 and M12. RH127 requires nut to secure.

REF	A (mm)	B Ø (mm)	C Ø (mm)		PRICE
RAB26-RH6T	47	M6	6.5	68	14.70
RAB26-RH8T	47	M8	6.5	68	14.70
RAB26-RH10T	47	M10	6.5	68	14.70
RAB26-RH127	47	12.7	6.5	68	14.70
RAB44-RH6T	65	M6	6.5	68	15.30
RAB44-RH8T	65	M8	6.5	68	15.30
RAB44-RH10T	65	M10	6.5	68	15.30
RAB44-RH127	65	12.7	6.5	68	15.30



Beam Clip / Threaded Rod Hanger Combination

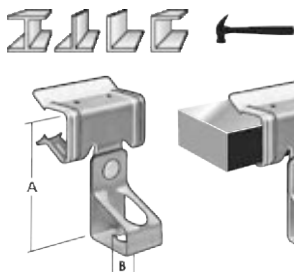
Beam Clip to suit horizontal flanges 1,5-20mm thick. Incorporating Threaded Rod Hanger for rod diameters M6, M8, M10 and M12. RH127 requires nut to secure.

REF	T (mm)	A (mm)	B Ø (mm)		PRICE
BC153-RH6T	1.5-3	44	M6	68	17.30
BC153-RH8T	1.5-3	44	M8	68	17.30
BC153-RH10T	1.5-3	44	M10	68	17.30
BC153-RH127	1.5-3	44	12.7	68	17.30

BC38-RH6T	3-8	46	M6	68	20.45
BC38-RH8T	3-8	46	M8	68	20.45
BC38-RH10T	3-8	46	M10	68	20.45
BC38-RH127	3-8	46	12.7	68	20.45

BC814-RH6T	8-14	54	M6	68	21.25
BC814-RH8T	8-14	54	M8	68	21.25
BC814-RH10T	8-14	54	M10	68	21.25
BC814-RH127	8-14	54	12.7	68	21.25

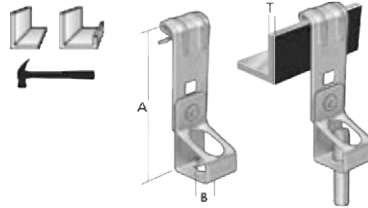
BC1420-RH6T	14-20	60	M6	68	22.05
BC1420-RH8T	14-20	60	M8	68	22.05
BC1420-RH10T	14-20	60	M10	68	22.05
BC1420-RH127	14-20	60	12.7	68	22.05



Vertical Flange Clip / Threaded Rod Hanger Combination

Hammer-on Vertical Flange Clip to suit flange thickness 1.5-7mm. Incorporates Threaded Rod Hanger for rod diameters M6, M8, M10 and M12. RH127 requires nut to secure.

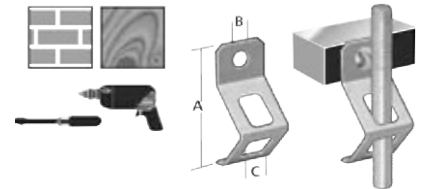
REF	T (mm)	A (mm)	B Ø (mm)		PRICE
VF155-RH6T	1.5-5	70	M6	68	17.30
VF155-RH8T	1.5-5	70	M8	68	17.30
VF155-RH10T	1.5-5	70	M10	68	17.30
VF155-RH127	1.5-5	70	12.7	68	17.30
VF57-RH6T	5-7	70	M6	68	17.30
VF57-RH8T	5-7	70	M8	68	17.30
VF57-RH10T	5-7	70	M10	68	17.30
VF57-RH127	5-7	70	12.7	68	17.30



Height Adjustable Threaded Rod Hanger

Height Adjustable Threaded Rod Hanger Clip for fixing to vertical faces. Clip flexes to allow rapid adjustment of threaded rod. Suits threaded rod diameter M6, M8 & M10.

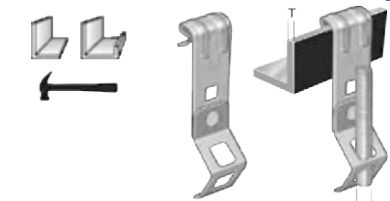
REF	A (mm)	B Ø (mm)	C Ø (mm)		PRICE
TRH6	55	6.5	M6	60	6.10
TRH8	55	6.5	M8	70	6.10
TRH10	55	6.5	M10	70	6.10



Vertical Flange Clip / Height Adjustable Threaded Rod Hanger Combination

Vertical Flange Clip to suit flanges 1.5-7mm thick, incorporating Height Adjustable Threaded Rod Hanger for threaded rod diameters M6, M8 & M10. Threaded rods adjusted by flexing clip with finger.

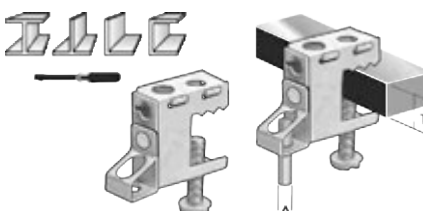
REF	T (mm)	A Ø (mm)		PRICE
VF155-TRH6	1.5-5	M6	60	18.75
VF155-TRH8	1.5-5	M8	70	18.75
VF155-TRH10	1.5-5	M10	70	18.75
VF57-TRH6	5-7	M6	60	18.75
VF57-TRH8	5-7	M8	70	18.75
VF57-TRH10	5-7	M10	70	18.75



Master Clamp / Threaded Rod Hanger Combination

Screw Clamp for horizontal flanges up to 18mm. Incorporates Threaded Rod Hanger to suit rod diameters M6, M8, M10 and M12. RH127 requires nut to secure.

REF	T (mm)	A Ø (mm)		PRICE
SC107-RH6T	Max 18	M6	45	24.15
SC107-RH8T	Max 18	M8	45	24.15
SC107-RH10T	Max 18	M10	45	24.15
SC107-RH127	Max 18	12.7	45	24.15

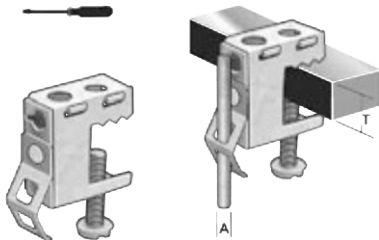


THREADED ROD FIXINGS

Master Clamp / Height Adjustable Threaded Rod Hanger Combination

Screw Clamp for horizontal flanges up to 18mm. Incorporates Adjustable Threaded Rod Hanger to suit rod diameters M6, M8 & M10.

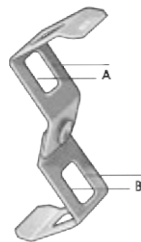
REF	T (mm)	A Ø (mm)	S	PRICE
SC107-TRH6	Max 18	M6	25	38.30
SC107-TRH8	Max 18	M8	25	38.30
SC107-TRH10	Max 18	M10	25	38.30



Height Adjustable Threaded Rod Hanger Combination

Double Clip for fixing threaded rod to threaded rod, diameters M6, M8 & M10 in various combinations (see tabulated information) Height adjustable by flexing clip with finger.

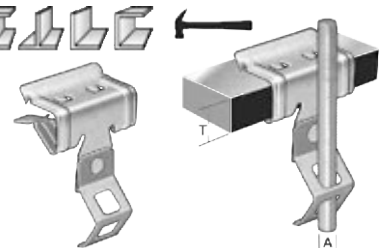
REF	A Ø (mm)	B Ø (mm)	S	PRICE
TRH6-TRH6	M6	M6	60	18.40
TRH6-TRH8	M6	M8	60	18.40
TRH6-TRH10	M6	M10	60	18.40
TRH8-TRH8	M8	M8	70	18.40
TRH8-TRH10	M8	M10	70	18.40
TRH10-TRH10	M10	M10	70	18.40



Beam Clip / Height Adjustable Threaded Rod Hanger Combination

Beam Clip for horizontal flange fixing, incorporating Height Adjustable Threaded Rod Hanger to suit threaded rod diameter M6, M8 & M10. Beam Clips suit flange thickness 2-20mm

REF	T (mm)	A Ø (mm)	S	PRICE
BC153-TRH6	1.5-3	M6	60	17.20
BC153-TRH8	1.5-3	M8	70	17.20
BC153-TRH10	1.5-3	M10	70	17.20
BC38-TRH6	3-8	M6	60	20.35
BC38-TRH8	3-8	M8	70	20.35
BC38-TRH10	3-8	M10	70	20.35
BC814-TRH6	8-14	M6	60	21.10
BC814-TRH8	8-14	M8	70	21.10
BC814-TRH10	8-14	M10	70	21.10
BC1420-TRH6	14-20	M6	60	21.95
BC1420-TRH8	14-20	M8	70	21.95
BC1420-TRH10	14-20	M10	70	21.95

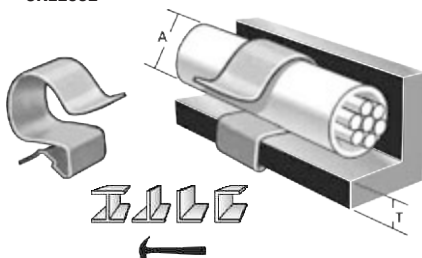


CABLE & TUBE FIXINGS

Cable Run Clip

Simple clip available in sizes to suit horizontal or vertical flanges from 2-12mm thick. Suitable for round conduit or cable.

REF	T (mm)	A Ø (mm)	PRICE
CRS4555	2-4	4.5-5.5	4.03
CRS67	2-4	6-7	4.03
CRS89	2-4	8-9	4.20
CRS1011	2-4	10-11	4.20
CRS1214	2-4	12-14	4.37
CRS1519	2-4	15-19	4.37
CRS2024	2-4	20-24	4.83
CRS2532	2-4	25-32	5.50
CRM4555	4-7	4.5-5.5	4.03
CRM67	4-7	6-7	4.03
CRM89	4-7	8-9	4.20
CRM1011	4-7	10-11	4.20
CRM1214	4-7	12-14	4.37
CRM1519	4-7	15-19	4.37
CRM2024	4-7	20-24	4.83
CRM2532	4-7	25-32	5.50
CRL4555	8-12	4.5-5.5	4.03
CRL67	8-12	6-7	4.03
CRL89	8-12	8-9	4.20
CRL1011	8-12	10-11	4.20
CRL1214	8-12	12-14	4.37
CRL1519	8-12	15-19	4.37
CRL2024	8-12	20-24	4.83
CRL2532	8-12	25-32	5.50



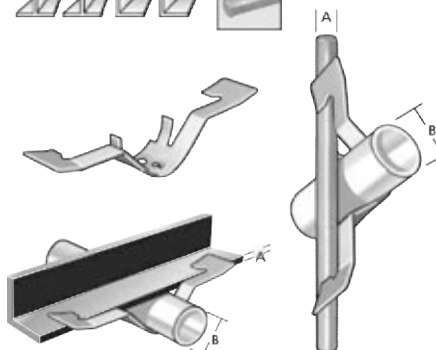
Support Clip

Spring clip for horizontal and vertical flanges or threaded drop rods. Designed to support conduit 16-40mm diameter. No tools required.

REF	A (mm)	B Ø (mm)	S	PRICE
<i>(For flanges)</i>				
SC313T	3-5	16-25	45	13.50
	6-9	16-20	45	13.50
	9-13	16	45	13.50
SC320T	3-5	20-38	45	14.30
	6-9	20-35	45	14.30
	9-13	20-30	45	14.30
	13-16	20-25	45	14.30
	16-20	20	45	14.30

(For rod)

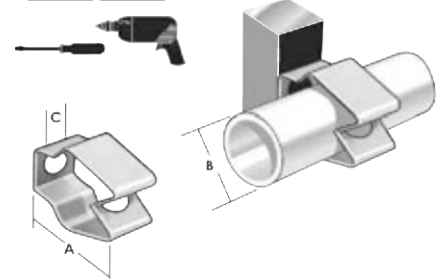
SC313T	M6/M8/M10	20 Max	22	13.50
SC320T	M6/M8/M10	40 Max	22	14.30



Snap-In Conduit Clip

For fixing to vertical or horizontal surfaces. Conduit snaps securely into position. Designed to support conduit 18-33mm diameter.

REF	A (mm)	B Ø (mm)	C Ø (mm)	U	PRICE
SICC1825	38	18-25	6.5	11	5.75
SICC2229	38	22-29	6.5	11	6.10
SICC2933	43	29-33	6.5	11	6.35

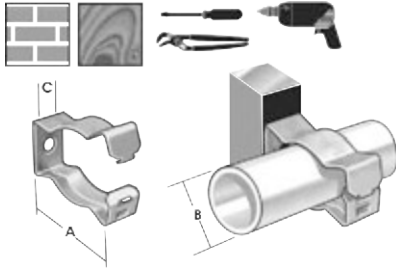


CABLE & TUBE FIXINGS

Locking Conduit Clip

For fixing to vertical or horizontal surfaces. Conduit/cable is held securely in position by locking mechanism. Use pliers to secure. Designed to support conduit/cable 12-57mm diameter.

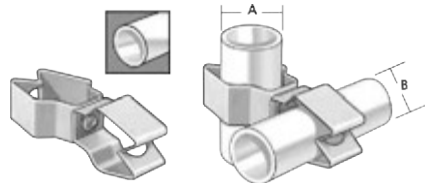
REF	A (mm)	B Ø (mm)	C Ø (mm)	S	PRICE
LCC1219	44	12-19	6.5	45	9.55
LCC1926	44	19-26	6.5	45	10.35
LCC2632	55	26-32	6.5	45	11.45
LCC3240	68	32-40	6.5	45	12.70
LCC4047	79	40-47	6.5	45	13.50
LCC4757	87	47-57	6.5	45	17.45



Double Run Snap-In Conduit Mount

Double Snap-in Conduit Clips to support multi-directional conduit. Supports conduit 18-33mm diameter. No tools required.

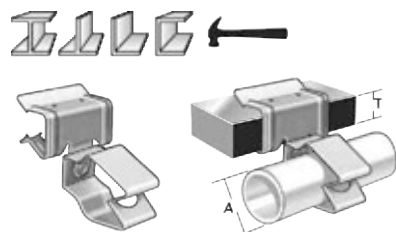
REF	A Ø (mm)	B Ø (mm)	U	PRICE
SICC1825-SICC1825	18-25	18-25	11	15.50
SICC1825-SICC2229	18-25	22-29	11	15.75
SICC1825-SICC2933	18-25	29-33	11	15.95
SICC2229-SICC2229	22-29	22-29	11	15.95
SICC2229-SICC2933	22-29	29-33	11	16.30
SICC2933-SICC2933	29-33	29-33	11	16.55



Beam Clip / Snap-In Conduit Clip Combination

Beam Clip with Snap-In Conduit Clip for fixing to horizontal or vertical flanges. Designed to support conduit 18-33mm diameter

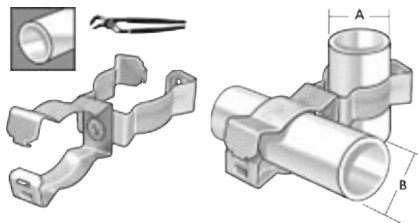
REF	T (mm)	A Ø (mm)	U	PRICE
BC38-SICC1825	3-8	18-25	7	20.05
BC38-SICC2229	3-8	22-29	7	20.35
BC38-SICC2933	3-8	29-33	7	20.60
BC814-SICC1825	8-14	18-25	7	20.85
BC814-SICC2229	8-14	22-29	7	21.15
BC814-SICC2933	8-14	29-33	7	21.45
BC1420-SICC1825	14-20	18-25	7	21.60
BC1420-SICC2229	14-20	22-29	7	21.95
BC1420-SICC2933	14-20	29-33	7	20.60



Double Run Locking Conduit Mount

Double Locking Conduit Clip to support multi-directional conduit. Use pliers to lock. Designed to support conduit 12-57mm diameter.

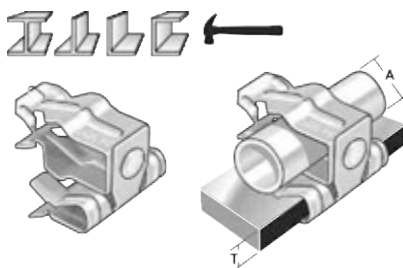
REF	A Ø (mm)	B Ø (mm)	U	PRICE
LCC1219-LCC1219	12-19	12-19	45	24.25
LCC1219-LCC1926	12-19	19-26	45	26.25
LCC1219-LCC2632	12-19	26-32	45	27.30
LCC1219-LCC3240	12-19	32-40	45	28.85
LCC1219-LCC4047	12-19	40-47	45	29.40
LCC1219-LCC4757	12-19	47-57	45	33.35
LCC1926-LCC1926	19-26	19-26	45	27.00
LCC1926-LCC2632	19-26	26-32	45	28.15
LCC1926-LCC3240	19-26	32-40	45	29.40
LCC1926-LCC4047	19-26	40-47	45	30.25
LCC1926-LCC4757	19-26	47-57	45	34.15
LCC2632-LCC2632	26-32	26-32	45	29.30
LCC2632-LCC3240	26-32	32-40	45	30.45
LCC2632-LCC4047	26-32	40-47	45	31.30
LCC2632-LCC4757	26-32	47-57	45	35.25
LCC3240-LCC3240	32-40	32-40	45	31.75
LCC3240-LCC4047	32-40	40-47	45	32.60
LCC3240-LCC4757	32-40	47-57	45	36.55
LCC4047-LCC4047	40-47	40-47	45	33.35
LCC4047-LCC4757	40-47	47-57	45	37.30
LCC4757-LCC4757	47-57	47-57	45	41.20



Beam Clip / Snap-In Conduit Combination - Reversed

Beam Clip with Snap-In Conduit Clip for fixing to horizontal or vertical flanges. Designed to support conduit 18-33mm diameter.

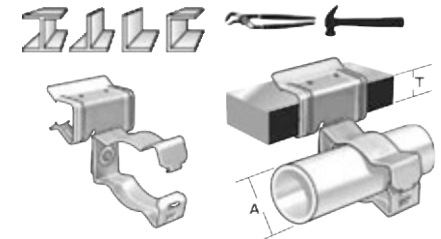
REF	T (mm)	A Ø (mm)	U	PRICE
BC38-SICC1825R	3-8	18-25	7	20.05
BC38-SICC2229R	3-8	22-29	7	20.35
BC814-SICC1825R	8-14	18-25	7	20.85
BC814-SICC2229R	8-14	22-29	7	21.15
BC814-SICC2933R	8-14	29-33	7	21.45
BC1420-SICC1825R	14-20	18-25	7	21.60
BC1420-SICC2229R	14-20	22-29	7	21.95
BC1420-SICC2933R	14-20	29-33	7	20.35



Beam Clip / Locking Conduit Clip Combination

Beam Clip with Locking Conduit Clip for fixing to horizontal or vertical flanges. Conduit is held adjacent to face of flange. Designed to support conduit/cables 12-57mm diameters.

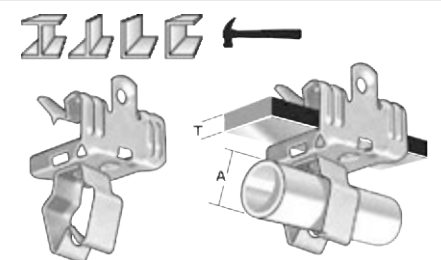
REF	T (mm)	A Ø (mm)	U	PRICE
BC153-LCC1219	1.5-3	12-19	12	20.60
BC153-LCC1926	1.5-3	19-26	12	21.45
BC153-LCC2632	1.5-3	26-32	12	22.60
BC153-LCC3240	1.5-3	32-40	12	23.80
BC153-LCC4047	1.5-3	40-47	12	24.65
BC153-LCC4757	1.5-3	47-57	12	28.55
BC38-LCC1219	3-8	12-19	12	23.80
BC38-LCC1926	3-8	19-26	12	24.65
BC38-LCC2632	3-8	26-32	12	25.75
BC38-LCC3240	3-8	32-40	12	27.00
BC38-LCC4047	3-8	40-47	12	27.80
BC38-LCC4757	3-8	47-57	12	31.70
BC814-LCC1219	8-14	12-19	12	24.65
BC814-LCC1926	8-14	19-26	12	25.40
BC814-LCC2632	8-14	26-32	12	26.55
BC814-LCC3240	8-14	32-40	12	27.80
BC814-LCC4047	8-14	40-47	12	28.55
BC814-LCC4757	8-14	47-57	12	32.55
BC1420-LCC1219	14-20	12-19	12	25.40
BC1420-LCC1926	14-20	19-26	12	26.25
BC1420-LCC2632	14-20	26-32	12	27.30
BC1420-LCC3240	14-20	32-40	12	28.55
BC1420-LCC4047	14-20	40-47	12	29.40
BC1420-LCC4757	14-20	47-57	12	33.35



Universal Beam Clip / Snap-In Conduit Clip Combination

Universal Beam Clip with Snap-in Conduit Clip for fixing to horizontal or vertical flanges. Designed to support conduit 18-33mm.

REF	T (mm)	A Ø (mm)	U	PRICE
UBC38-SICC1825	3-8	18-25	11	24.25
UBC38-SICC2229	3-8	22-29	11	24.65
UBC38-SICC2933	3-8	29-33	11	25.00
UBC814-SICC1825	8-14	18-25	11	25.65
UBC814-SICC2229	8-14	22-29	11	25.85
UBC814-SICC2933	8-14	29-33	11	26.25
UBC1420-SICC1825	14-20	18-25	11	27.95
UBC1420-SICC2229	14-20	22-29	11	28.30
UBC1420-SICC2933	14-20	29-33	11	28.55

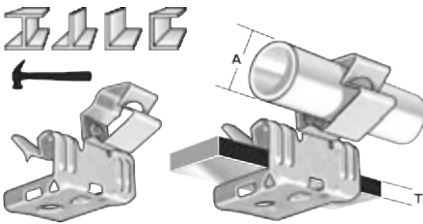


CABLE & TUBE FIXINGS

Universal Beam Clip / Side Mounted Snap-In Conduit Clip Combination

Universal Beam Clip with side mounted Snap-In Conduit Clip for fixing to horizontal or vertical flanges. Conduit is held away from the edge of flange. Designed to support conduit 18-33mm diameter.

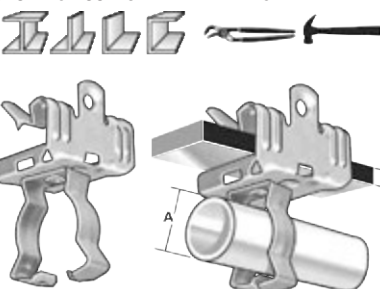
REF	T (mm)	A Ø (mm)	U	PRICE
UBC38-SICC1825SM	3-8	18-25	11	24.25
UBC38-SICC2229SM	3-8	22-29	11	24.65
UBC38-SICC2933SM	3-8	29-33	11	25.01
UBC814-SICC1825SM	814	18-25	11	25.65
UBC814-SICC2229SM	814	22-29	11	25.85
UBC814-SICC2933SM	814	29-33	11	26.25
UBC1420-SICC1825SM	14-20	18-25	11	27.95
UBC1420-SICC2229SM	14-20	22-29	11	28.30
UBC1420-SICC2933SM	14-20	29-33	11	28.55



Universal Beam Clip / Locking Conduit Clip Combination

Universal Beam Clip with Locking Conduit Clip for fixing to horizontal or vertical flanges. Conduit is held adjacent to face of flange. Designed to support conduit 12-57mm diameter. Use pliers to lock.

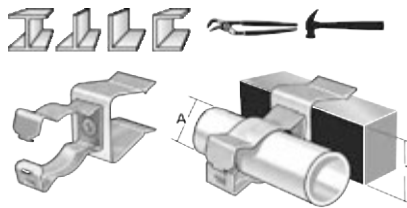
REF	T (mm)	A Ø (mm)	U	PRICE
UBC38-LCC1219	3-8	12-19	45	28.15
UBC38-LCC1926	3-8	19-26	45	28.95
UBC38-LCC2632	3-8	26-32	45	30.05
UBC38-LCC3240	3-8	32-40	25	31.60
UBC38-LCC4047	3-8	40-47	45	32.05
UBC38-LCC4757	3-8	47-57	45	36.00
UBC814-LCC1219	8-14	12-19	45	29.40
UBC814-LCC1926	8-14	19-26	45	30.15
UBC814-LCC2632	8-14	26-32	45	31.30
UBC814-LCC3240	8-14	32-40	45	32.60
UBC814-LCC4047	8-14	40-47	45	33.35
UBC814-LCC4757	8-14	47-57	45	37.30
UBC1420-LCC1219	14-20	12-19	25	31.70
UBC1420-LCC1926	14-20	19-26	45	32.60
UBC1420-LCC2632	14-20	26-32	45	33.50
UBC1420-LCC3240	14-20	32-40	45	34.90
UBC1420-LCC4047	14-20	40-47	45	35.75
UBC1420-LCC4757	14-20	47-57	45	39.65



Large Beam Clip / Locking Conduit Clip Combination

Large Beam Clip to suit horizontal flanges from 23-30mm thick with Locking Conduit Clip. Designed to support conduit 12-57mm diameter. Use pliers to lock.

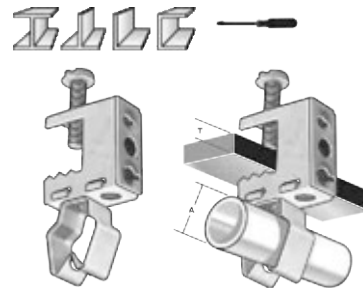
REF	T (mm)	A Ø (mm)	U	PRICE
LBC2330-LCC1219	23-30	12-19	10	27.95
LBC2330-LCC1926	23-30	19-26	10	28.80
LBC2330-LCC2632	23-30	26-32	10	29.80
LBC2330-LCC3240	23-30	32-40	10	31.10
LBC2330-LCC4047	23-30	40-47	10	32.30
LBC2330-LCC4757	23-30	47-45	10	35.80



Master Clamp / Snap-In Conduit Clip Combination

Screw Clamp incorporating Snap-in Conduit Clip for horizontal flanges up to 18mm thick. Holds conduit or pipe adjacent to face of flange. Suits conduit or pipe 18-33mm diameter. Conduit Clip swivels 360°.

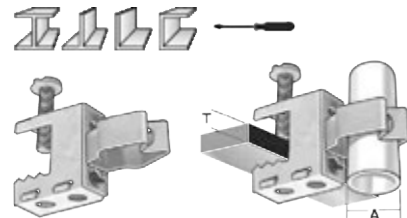
REF	T (mm)	A Ø (mm)	U	PRICE
SC65-SICC1825	18 Max	18-25	11	23.10
SC65-SICC2229	18 Max	22-29	11	24.00
SC65-SICC2933	18 Max	29-33	11	24.25



Master Clamp / Side Mounted Snap-In Conduit Clip Combination

Screw Clamp incorporating Side Mounted Snap-In Conduit Clip for horizontal flanges up to 18mm thick. Holds conduit or pipe adjacent to edge of flange. Suits conduit or pipe 18-33mm diameter. Conduit Clip swivels 360°.

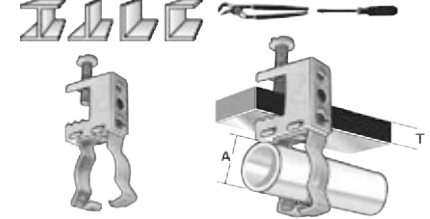
REF	T (mm)	A Ø (mm)	U	PRICE
SC107-SICC1825	18 Max	18-25	7	23.70
SC107-SICC2229	18 Max	22-29	7	24.00
SC107-SICC2933	18 Max	29-33	7	24.20



Master Clamp / Locking Conduit Clip Combination

Screw Clamp incorporating Locking Conduit Clip for horizontal flanges up to 18mm thick. Holds conduit or pipe adjacent to face of flange. Suits conduit or pipe 12-57mm diameter. Use pliers to lock. Conduit Clip swivels 360°.

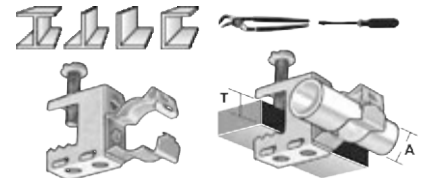
REF	T (mm)	A Ø (mm)	U	PRICE
SC65-LCC1219	18 Max	12-19	45	27.40
SC65-LCC1926	18 Max	19-26	45	28.30
SC65-LCC2632	18 Max	26-32	45	29.40
SC65-LCC3240	18 Max	32-40	45	30.60
SC65-LCC4047	18 Max	40-47	45	31.45
SC65-LCC4757	18 Max	47-57	45	35.40



Master Clamp / Side Mounted Locking Conduit Clip Combination

Screw Clamp incorporating side mounted Locking Conduit Clip for horizontal flanges up to 18mm thick. Holds cable, conduit or pipe adjacent to edge of flange. Suits conduit or pipe 12-57mm diameter. Conduit Clip swivels 360°.

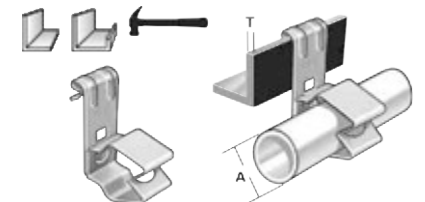
REF	T (mm)	A Ø (mm)	U	PRICE
SC107-LCC1219	18 Max	12-19	12	27.40
SC107-LCC1926	18 Max	19-26	12	28.30
SC107-LCC2632	18 Max	26-32	12	29.40
SC107-LCC3240	18 Max	32-40	12	30.60
SC107-LCC4047	18 Max	40-47	12	31.45
SC107-LCC4757	18 Max	47-57	12	35.40



Vertical Flange Clip / Snap-In Conduit Clip Combination

Clips for vertical flanges from 1,5-7mm thick incorporating a Snap-In Conduit Clip for services 18-33mm diameter. Holds services away from face of flange.

REF	T (mm)	A Ø (mm)	U	PRICE
VF155-SICC1825	1.5-5	18-25	11	18.40
VF155-SICC2229	1.5-5	22-29	11	18.80
VF155-SICC2933	1.5-5	29-33	11	19.00
VF57-SICC1825	5-7	18-25	11	18.40
VF57-SICC2229	5-7	22-29	11	18.80
VF57-SICC2933	5-7	29-33	11	19.00

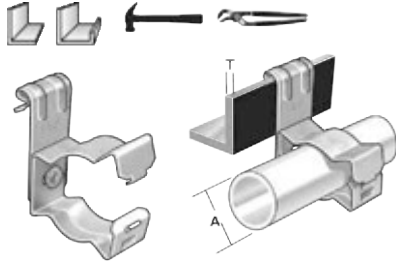


CABLE & TUBE FIXINGS

Vertical Flange Clip / Locking Conduit Clip Combination

Clips for vertical flanges from 1.5-7mm thick incorporating a Locking Conduit Clip for services 12-57mm diameter. Holds services away from face of flange.

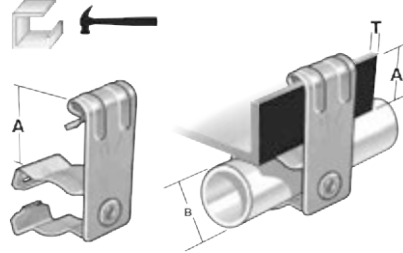
REF	T (mm)	A Ø (mm)	U	PRICE
VF155-LCC1219	1.5-5	12-19	25	22.20
VF155-LCC1926	1.5-5	19-26	25	23.00
VF155-LCC2632	1.5-5	26-32	25	24.15
VF155-LCC3240	1.5-5	32-40	25	24.40
VF155-LCC4047	1.5-5	40-47	25	26.25
VF155-LCC4757	1.5-5	47-57	25	30.15
VF57-LCC1219	5-7	12-19	25	22.20
VF57-LCC1926	5-7	19-26	25	23.00
VF57-LCC2632	5-7	26-32	25	24.15
VF57-LCC3240	5-7	32-40	25	25.40
VF57-LCC4047	5-7	40-47	25	26.25
VF57-LCC4757	5-7	47-57	25	30.15



Vertical Flange Clip / Locking Conduit Clip Combination Reversed

Clips for vertical flanges from 1.5-7mm thick incorporating a reversed Locking Conduit Clip for services 12-32mm diameter. Holds services beneath flange, recessed back from face.

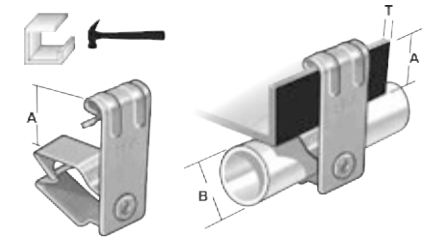
REF	T (mm)	A (mm)	B Ø (mm)	U	PRICE
VF155-LCC1219R	1.5-5	MAX20	12-19	12	22.20
VF155-LCC1926R	1.5-5	MAX20	19-26	12	23.00
VF155-LCC2632R	1.5-5	MAX20	26-32	12	24.15
VF57-LCC1219R	5-7	MAX20	12-19	12	22.20
VF57-LCC1926R	5-7	MAX20	19-26	12	23.00
VF57-LCC2632R	5-7	MAX20	26-32	12	24.15



Vertical Flange Clip / Snap-In Conduit Clip Combination Reversed

Clips for vertical flanges from 1.5-7mm thick incorporating a reversed Snap-In Conduit Clip for services 18-33mm diameter. Holds services beneath flange, recessed back from face.

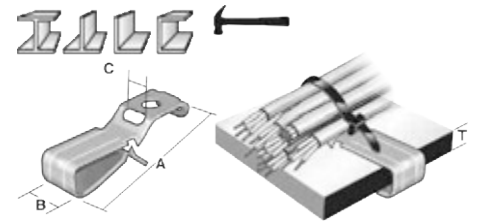
REF	T (mm)	A (mm)	B Ø (mm)	U	PRICE
VF155-SICC1825R	1.5-5	MAX20	18-25	11	18.40
VF155-SICC2229R	1.5-5	MAX20	22-29	11	18.80
VF155-SICC2933R	1.5-5	MAX20	29-33	11	19.00
VF57-SICC1825R	5-7	MAX20	18-25	11	18.40
VF57-SICC2229R	5-7	MAX20	22-29	11	18.80
VF57-SICC2933R	5-7	MAX20	29-33	11	19.00



Girder Clip for Multi Cables

Girder Clip to suit horizontal flange from 3-18mm, allows for cable tie attachment.

REF	T (mm)	A (mm)	B (mm)	C (mm)	PRICE
GC310	3-10	52	16	10	8.80
GC1018	10-18	52	16	10	8.80

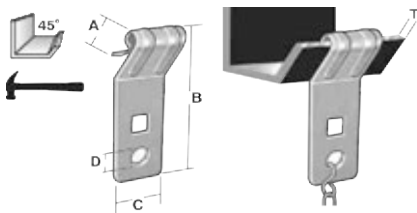


Z-PURLIN HANGERS (45°)

Z-Purlin Flange Clip (45°)

Hammer-on clip for supporting chains etc. to 45° angled steelwork 1.5-5mm. 4.5mm hole receives hook, chain or nut and bolt connection.

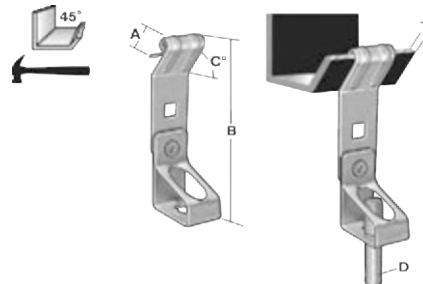
REF	T (mm)	A (mm)	B (mm)	C (mm)	D Ø (mm)	PRICE
ZPFC155	1.5-5	15	53	15	6.5	8.30



Z-Purlin Flange Clip (45°) / Threaded Rod Hanger Combination

Hammer-on 45° Z-Purlin Flange Clip to suit flange thickness 1.5-5mm. Incorporates Threaded Rod Hanger for rod diameters M6, M8, M10 and M12. RH127 requires nut to secure.

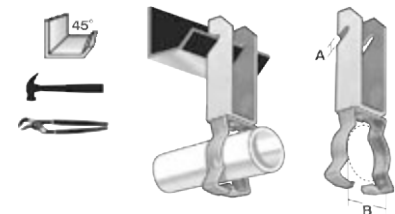
REF	T (mm)	A (mm)	B (mm)	C° (mm)	D Ø (mm)	PRICE
ZPFC155-RH6T	1.5-5	15	77	45°	M6	20.85
ZPFC155-RH8T	1.5-5	15	77	45°	M8	20.85
ZPFC155-RH10T	1.5-5	15	77	45°	M10	20.85
ZPFC155-RH127	1.5-5	15	77	45°	12.7	20.85



Z-Purlin Hanger (45°) / Locking Conduit Clip Combination

Z-Purlin Hanger incorporating a Locking Conduit Clip. Suits conduit and cable diameters 12-57mm. Conduit clip turns 360°.

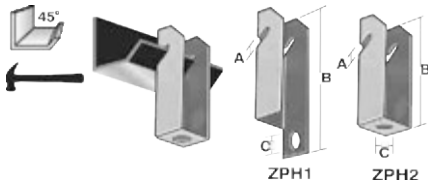
REF	A (mm)	B Ø (mm)	S	PRICE
ZPH2-LCC1219	Max 3	12-19	45	26.25
ZPH2-LCC1926	Max 3	19-26	45	27.05
ZPH2-LCC2632	Max 3	26-32	45	28.45
ZPH2-LCC3240	Max 3	32-40	45	29.40
ZPH2-LCC4047	Max 3	40-47	45	30.15
ZPH2-LCC4757	Max 3	47-57	45	34.15



Z-Purlin Hanger (45°)

Z-Purlin Hangers for supporting conduit conjunction boxes, chains etc. to 45° angled steelwork up to 3mm thick.

REF	A (mm)	B (mm)	C Ø (mm)	PRICE
ZPH1	Max 3	64	6.5	10.35
ZPH2	Max 3	50	6.5	10.35

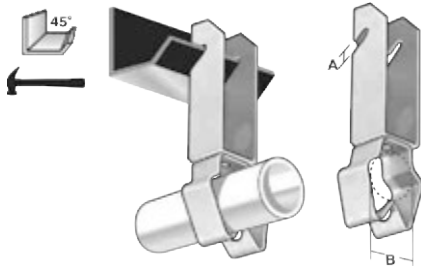


Z-PURLIN HANGERS

Z-Purlin Hanger (45°) / Snap-In Conduit Clip Combination (45°)

Z-Purlin Hanger incorporating a Snap-In Conduit Clip. Suits conduit diameter 18-33mm. Conduit clip turns 360°.

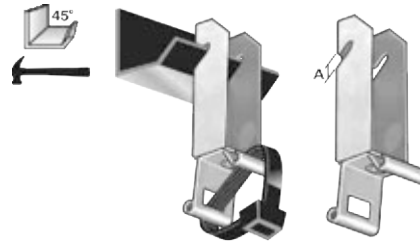
REF	A (mm)	B Ø (mm)	U	PRICE
ZPH2-SICC1825	Max 3	18-22	11	22.20
ZPH2-SICC2229	Max 3	22-29	11	22.70
ZPH2-SICC2933	Max 3	29-33	11	23.00



Z-Purlin Hanger (45°) / Cable Tie Saddle Combination

Z-Purlin Hanger incorporating Cable Tie Saddle.

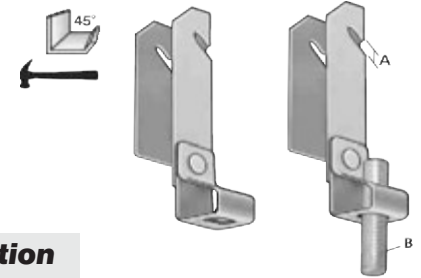
REF	A (mm)	U	PRICE
ZPH2-CTS	Max 3	22	21.45



Z-Purlin Hanger (45°) / Threaded Rod Hanger Combination

Z-Purlin Hanger incorporating Threaded Rod Hanger to suit rod diameter M6, M8, M10 & M12.

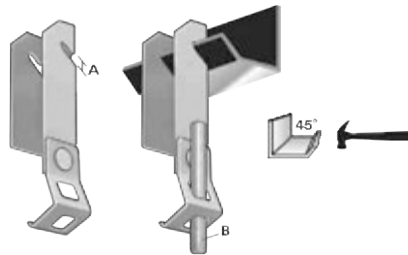
REF	A (mm)	B Ø (mm)	S	PRICE
ZPH1-RH6T	Max 3	M6	45	22.85
ZPH1-RH8T	Max 3	M8	45	22.85
ZPH1-RH10T	Max 3	M10	45	22.85
ZPH1-RH12T	Max 3	12.7	45	22.85



Z-Purlin Hanger (45°) / Height Adjustable Rod Hanger Combination

Z Purlin Hanger incorporating a Height Adjustable Threaded Rod Hanger to suit threaded Rod diameters M6, M8 & M10.

REF	A (mm)	B Ø (mm)	S	PRICE
ZPH1-TRH6	Max 3	M6	45	22.70
ZPH1-TRH8	Max 3	M8	45	22.70
ZPH1-TRH10	Max 3	M10	45	22.70

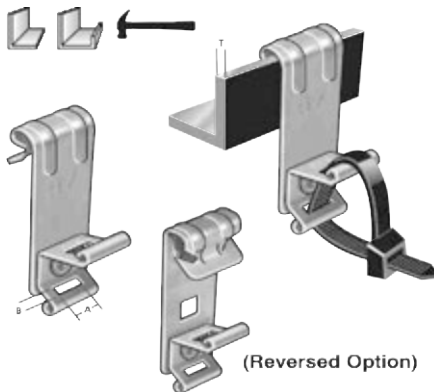


CABLE TIE FIXINGS

Vertical Flange Clip / Cable Tie Saddle Combination

Clips for vertical flanges 1.5-7mm thick incorporating Cable Tie Saddle for cable tie attachment

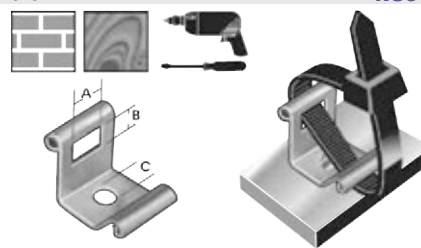
REF	T (mm)	A (mm)	B (mm)	U	PRICE
VF155-CTS	1.5-5	9	3.5	22	17.45
VF155-CTSR	1.5-5	9	3.5	22	17.45
VF57-CTS	5-7	9	3.5	22	17.45
VF57-CTSR	5-7	9	3.5	22	17.45



Cable Tie Saddle

Loose Cable Tie Saddle for use as a mounting base for cable ties.

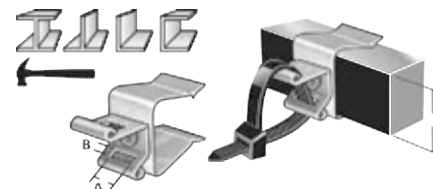
REF	A (mm)	B (mm)	C Ø (mm)	PRICE
CTS	9	3.5	6.5	4.80



Large Beam Clip / Cable Tie Saddle Combination

A simple cost-effective solution for fixing onto oversized steelwork. Grips firmly onto flanges up to 30mm incorporating Cable Tie Saddle for cable tie attachment.

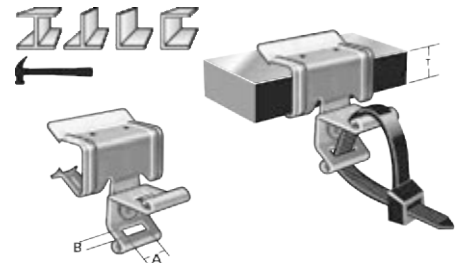
REF	T (mm)	A (mm)	B (mm)	U	PRICE
LBC2330-CTS	23-30	9	3.5	20	13.50



Beam Clip / Cable Tie Saddle Combination

Beam Clip to suit horizontal flange from 1.5-20mm with Cable Tie Saddle for cable tie attachment

REF	T (mm)	A (mm)	B (mm)	U	PRICE
BC153-CTS	1.5-3	9	3.5	22	15.85
BC38-CTS	3-8	9	3.5	22	19.00
BC814-CTS	8-4	9	3.5	22	19.80
BC1420-CTS	14-20	9	3.5	22	20.60



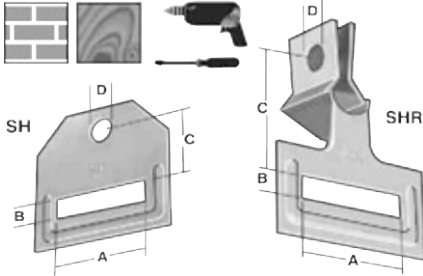
STRAP HANGERS

Strap Hanger

Strap Hanger with 6.5mm diameter hole for fixing to vertical surfaces. Suitable for straps up to 28mm wide.

REF	A (mm)	B (mm)	C (mm)	D Ø (mm)	PRICE
-----	--------	--------	--------	----------	-------

SH	28	6.3	18	6.5	90	8.00
SHR	28	6.3	34	6.5	90	11.95

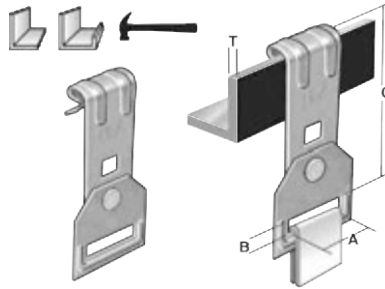


Vertical Flange Clip / Strap Hanger Combination

Strap Hanger Clip for fixing onto vertical flanges 1.5-7mm thick. Suits strap width up to 28mm, running parallel to edge of flange.

REF	T (mm)	A (mm)	B (mm)	C (mm)	PRICE
-----	--------	--------	--------	--------	-------

VF155-SH	1.5-5	28	6.3	62	72	20.60
VF57-SH	5-7	28	6.3	62	72	20.60

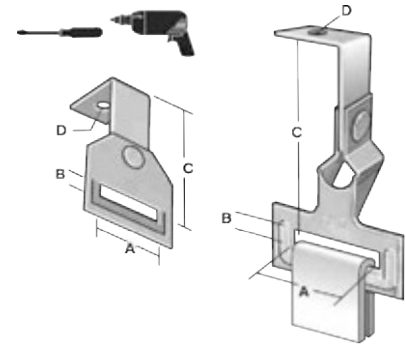


Right Angle Bracket / Strap Hanger Combination

Angle bracket for soffit fixing, incorporating strap hanger to suit strap width up to 28mm. Two versions available.

REF	A (mm)	B (mm)	C (mm)	D Ø (mm)	PRICE
-----	--------	--------	--------	----------	-------

RAB26-SH	28	6.3	38	6.5	90	15.85
RAB44-SH	28	6.3	54	6.5	90	16.65
RAB26-SHR	28	6.3	54	6.5	90	19.80
RAB44-SHR	28	6.3	72	6.5	90	20.60

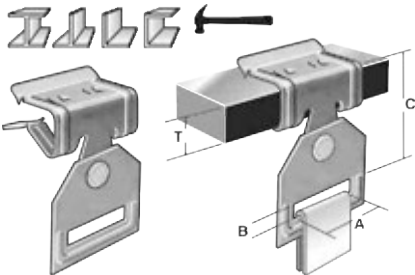


Beam Clip / Strap Hanger Combination

Strap Hanger for fixing to horizontal flanges 1.5-20mm thick. Suits strap width up to 28mm, running parallel to edge of flange.

REF	T (mm)	A (mm)	B (mm)	C (mm)	PRICE
-----	--------	--------	--------	--------	-------

BC153-SH	1.5-3	28	6.3	36	72	19.00
BC38-SH	3-8	28	6.3	38	90	22.20
BC814-SH	8-14	28	6.3	46	90	23.00
BC1420-SH	14-20	28	6.3	58	90	24.65

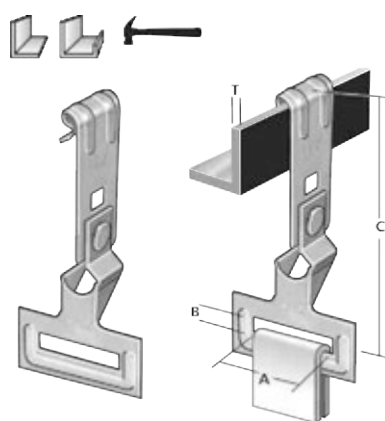


Vertical Flange / Right Angle Strap Hanger Combination

Right Angle Strap Hanger for fixing onto vertical flanges 1-7mm thick. Suits strap width up to 28mm, running at right angle to edge of flange.

REF	T (mm)	A (mm)	B (mm)	C (mm)	PRICE
-----	--------	--------	--------	--------	-------

VF155-SHR	1.5-5	28	6.3	77	72	24.65
VF57-SHR	5-7	28	6.3	77	72	24.65

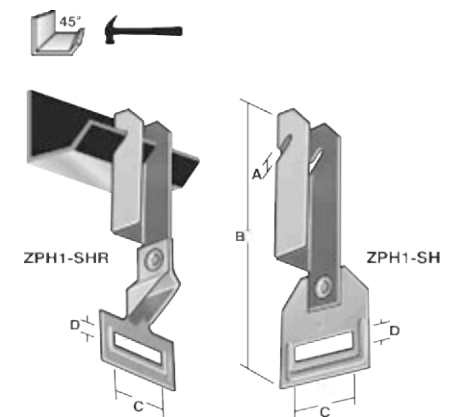


Z-Purlin Hanger 45° / Strap Hanger Combination

Z-Purlin Hanger incorporating Strap Hanger Support for strap up to 25mm wide.

REF	A (mm)	B (mm)	C (mm)	D (mm)	PRICE
-----	--------	--------	--------	--------	-------

ZPH1-SH	Max 3	88	28	6.3	45	24.65
ZPH1-SHR	Max 3	115	28	6.3	45	28.55

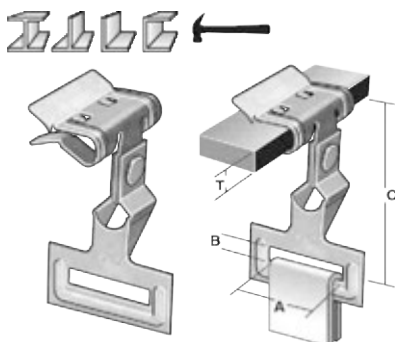


Beam Clip / Right Angle Strap Hanger Combination

Right Angle Strap Hanger for fixing to horizontal flanges 1.5-20mm thick. Suits strap width up to 28mm, running at right angle to edge of flange.

REF	T (mm)	A (mm)	B (mm)	C (mm)	PRICE
-----	--------	--------	--------	--------	-------

BC153-SHR	1.5-3	28	6.3	58	72	23.00
BC38-SHR	3-8	28	6.3	60	90	26.25
BC814-SHR	8-14	28	6.3	68	90	27.00
BC1420-SHR	14-20	28	6.3	80	90	27.80

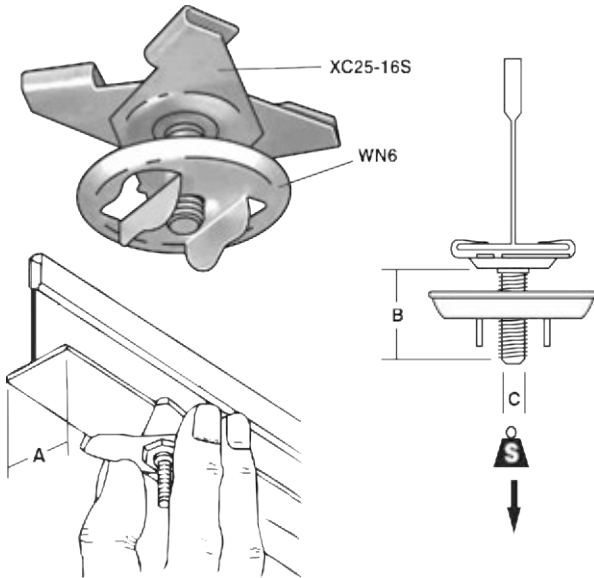


CLAMPS/MISCELLANEOUS

Ceiling Clip / Spin Nut

XC25-16S Ceiling Clip is a special centre rotating clamp on clip for ceiling "T" bars. Supplied with 16mm long M6 threaded stud as standard. WN6 spin nuts supplied separately.

Ref	A (mm)	B (mm)	C Ø (mm)	Ø S (mm)	PRICE
XC25-16S	25	16	M6	22	7.00
WN6	-	-	M6		2.05

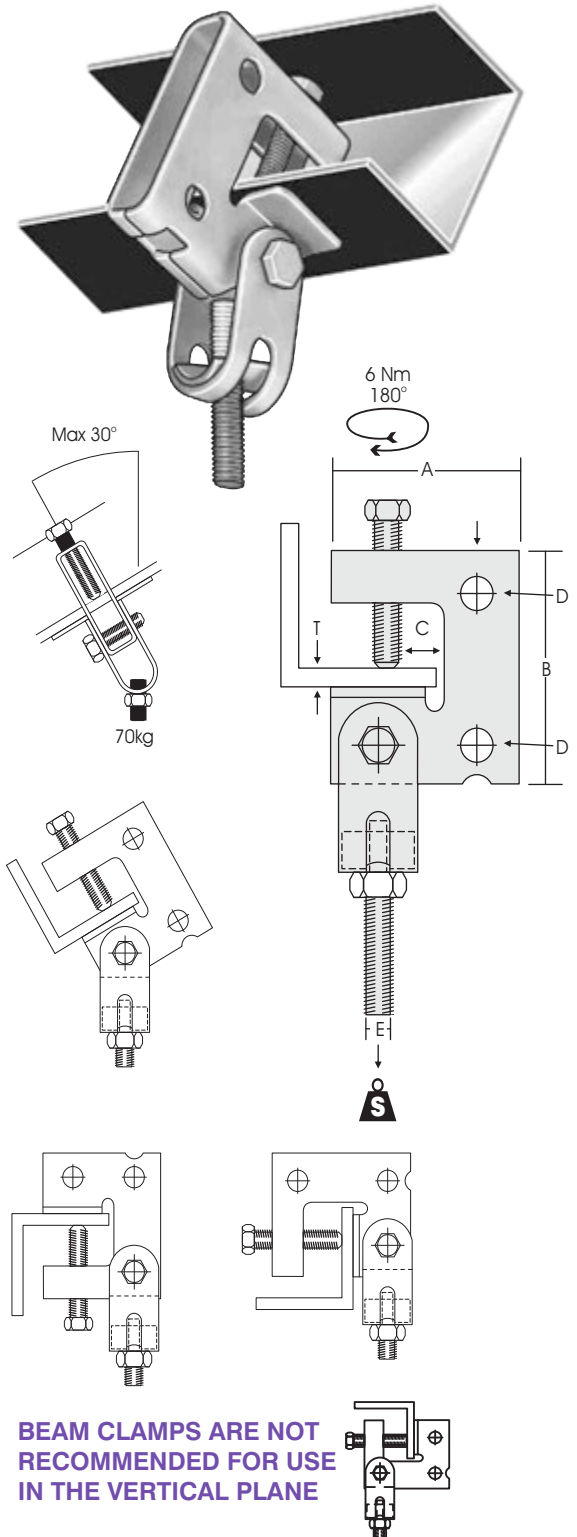


Heavy Duty Swivel Hanger

Offers high load bearing capacity whilst removing the need to bend threaded rod. Accepts both M8 and M10 rods.

REF	T (mm)	A (mm)	B (mm)	C (mm)	D Ø (mm)	E Ø (mm)	Ø S (mm)	PRICE
HDSH	Max 25	60	71	12	10	M8/M10	200*	63.25

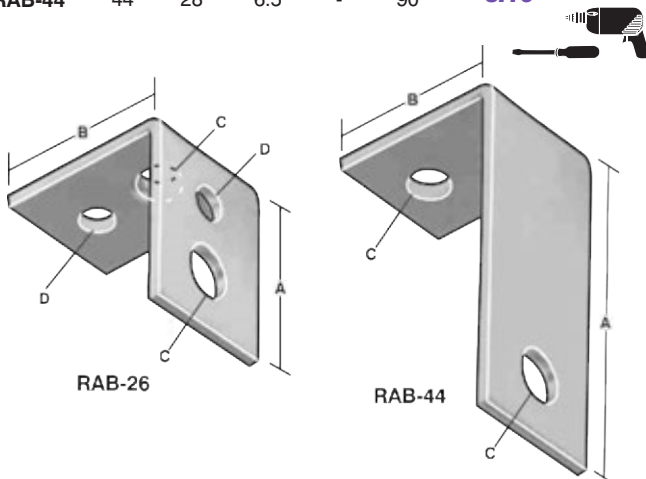
*Note: Vertical Load



Right Angle Bracket

Basic bracket for horizontal soffit fixing. 6.5mm hole receives hook, chain or nut and bolt connection. Standard finish EG

REF	A (mm)	B (mm)	C Ø (mm)	D Ø (mm)	Ø S (mm)	PRICE
RAB-26	26	26	6.5	4.6	90	1.90
RAB-44	44	28	6.5	-	90	3.10




CABLE TRAY PERFORATED METAL



Proudly Bidvest

- Use with STRUT metal framing to provide multi-directional support for runs of cabling
- Other materials and finishes on request

No Splices Required.
Order M6 x 12mm Gutter Bolts & Nuts Separately.
(See page 34)



LCT (2950 + 50mm Std. Length)

Light Duty Cable Tray (LCT)

Standard Length: 2950 + 50 - Standard Finish Galvanised (PG) Z275

Width (mm)	Material Thickness	Side Rail Height	LCT 2950 + 50mm Tray	Horizontal Bend 90°	Riser/Dropper	Tee	4 Way Crossover
50	1,0mm	12mm	166.00	85.00	56.00	125.00	239.00
76	1,0mm	12mm	207.00	89.00	62.00	137.00	285.00
101	1,0mm	19mm	276.00	138.00	85.00	153.00	314.00
152	1,0mm	19mm	383.00	173.00	106.00	190.00	356.00
203	1,2mm	19mm	549.00	199.00	136.00	243.00	382.00
228	1,2mm	19mm	596.00	205.00	145.00	278.00	411.00
305	1,2mm	19mm	752.00	279.00	178.00	330.00	424.00

Medium Duty Cable Tray (MCT) *Finish HDG (Prices Exclude Splice Sets)

Standard Length: 3000mm, Side Rail Height: 38mm, Material Thickness: 1,6mm


Width (mm)	MCT Tray* ①	Horizontal Bend 90° ①	Riser/Dropper ①	Tee ②	4 Way Crossover ③
76	603.00	587.00	810.00	1318.00	2222.00
114	751.00	708.00	860.00	1396.00	2337.00
152	875.00	807.00	922.00	1512.00	2498.00
229	1143.00	1099.00	1020.00	1796.00	2906.00
305	1429.00	1332.00	1175.00	2159.00	3600.00
457	2091.00				

Splice Sets up to 305mm
57.02 Ea.

Splice Sets for 457mm
90.68 Ea.

① Indicates Splice Sets Required

Splice sets comprise:
8 x M10 x 20 mushroom head bolts & nuts, 8 x M10 washers and 2 angle splices
(For 457mm & wider add 4 off mushroom head bolts, nuts & washers + 1 flat splice)



For greater widths Heavy Duty Tray is recommended.

Heavy Duty Cable Tray (HCT) *Finish HDG (Prices Exclude Splice Sets)

Standard Length: 3000mm, Side Rail Height: 76mm,

Width (mm)	HCT Tray* ①	Horizontal Bend 90° ①	Riser/Dropper ①	Tee ②	4 Way Crossover ③
76	796.00	759.00	1041.00	1540.00	2683.00
114	920.00	852.00	1076.00	1758.00	2801.00
152	1041.00	967.00	1124.00	1857.00	2938.00
229	1355.00	1252.00	1224.00	2017.00	3397.00
305	1802.00	1553.00	1392.00	2487.00	3959.00
457	2456.00	2260.00	1619.00	3375.00	5231.00
610	3104.00	2951.00	1822.00	3839.00	5790.00

Splice Sets up to 305mm
67.32 Ea.

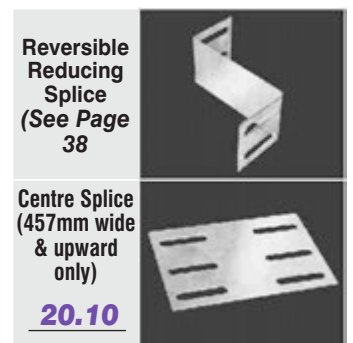



Splice Sets for 457mm & 610mm
100.98 Ea.



MCT/HCT (3000mm Std. Length)

Material Thickness: 1,6mm up to 305mm and 2,0mm for 457 & 610mm

Standard Accessories



M10 x M20 Mush. Hd. Screws, Nuts and Flat Washers @ **3.39/Set**

RETURN FLANGE CABLE TRAY




Proudly Bidvest

- Worldwide standard design
- Lighter, stronger and more cost effective
- Reduced installation times and costs

- 3000mm standard length
- Standard finish galvanised (PG)
- HDG prices on application
- Other materials and finishes on request

RFMD MEDIUM DUTY - * NON STOCK ITEMS

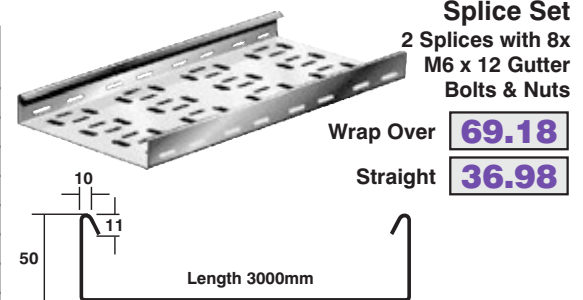
Width (mm)	Material Thickness	RFMD Tray	Horizontal Bend 90°	Riser/Dropper	Tee	4 Way Crossover
50	1,0mm	269.00	110.00	136.00	174.00	235.00
75	1,0mm	334.00	129.00	153.00	191.00	281.00
100	1,0mm	377.00	170.00	164.00	206.00	304.00
150	1,0mm	459.00	199.00	181.00	236.00	319.00
225	1,0mm	572.00	270.00	192.00	302.00	452.00
300	1,2mm	826.00	327.00	233.00	355.00	522.00
450	1,5mm	1714.00	703.00	363.00	1182.00	1461.00
*600	1,5mm	2044.00	1118.00	570.00	1611.00	1967.00
*750	1,5mm	2467.00	1520.00	708.00	2129.00	2558.00
*900	1,5mm	2920.00	2014.00	844.00	2754.00	3164.00



Side Rail Height: 27mm * Non-stock Item

RFHD HEAVY DUTY - * NON STOCK ITEMS

Width (mm)	Material Thickness	RFHD Tray	Horizontal Bend 90°	Riser/Dropper	Tee	4 Way Crossover
75	1,0mm	415.00	182.00	168.00	215.00	286.00
100	1,0mm	459.00	192.00	182.00	236.00	302.00
150	1,0mm	542.00	230.00	199.00	269.00	358.00
225	1,0mm	733.00	292.00	221.00	348.00	453.00
300	1,2mm	923.00	365.00	251.00	453.00	570.00
450	1,5mm	1875.00	973.00	503.00	1233.00	1582.00
600	1,5mm	2174.00	1398.00	638.00	1738.00	2149.00
*750	1,5mm	2747.00	1917.00	779.00	2337.00	2806.00
*900	1,5mm	3280.00	2310.00	955.00	2999.00	3198.00



Side Rail Height: 50mm * Non-stock Item

Standard Accessory Radii:

Horizontal Bends, Tees and 4 Way Crossovers:
50 - 225 mm wide = 125 mm

300 mm wide = 150 mm

450 - 900 mm wide = 200 mm

Variable Risers: All widths = 240 mm


Standard Fasteners:

4 Fasteners Per Splice
M6 x 12 Gutter Bolt & Nut **46 c**

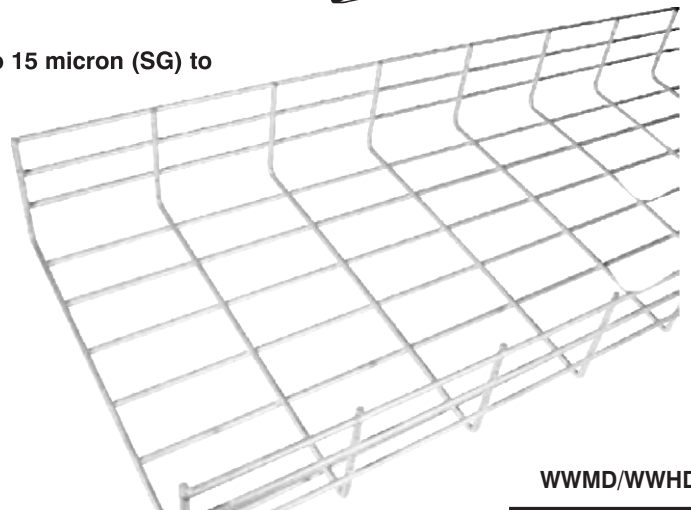
Standard Accessories all with Built-in Splice

Horizontal Bend 90°		Variable Internal Riser & External Dropper from 0°-90°		Vertical Coupler RFMD 63.25 RFHD 84.55	Adjustable	Reversible Reducing Coupler RFMD (mm) RFHD (mm) 150 52.90 150 72.45 300 71.30 300 100.00 450 100.00 450 130.50			
Tee		4 Way Crossover		RF Accessories 					
Wrap Over Coupler RFMD 24.70 RFHD 32.75		Divider (Straight Tray) Dividers also available for Standard Accessories (POA)							
Straight Couplers RFMD 10.35 RFHD 16.65		Closed Cover (Straight Tray) Raised covers and covers for standard accessories also available (See Page 38)		Width (mm)	Open Hanger Bracket	Wall Mounting Plate	Tray Arm	Tray Standoff Bracket	Trapeze Hanger Bracket
Fishplate Coupler RFMD/HD 32.75		Horizontal Coupler RFMD 29.90 RFHD 56.35		50	41.95	31.60	-	29.90	28.75
				75	43.10	36.80	-	35.65	32.75
				100	51.15	46.00	-	36.80	35.65
				150	64.40	55.20	54.05	39.65	36.80
				225	77.60	-	68.40	40.80	56.35
				300	117.30	-	80.50	47.15	72.45
				450	-	-	132.25	64.40	97.75
				600	-	-	173.00	77.60	128.20
				750	-	-	-	92.55	155.80
				900	-	-	-	108.10	199.50

CABLE TRAY WELDED WIRE MESH



- 3000mm standard length
- Pitch 100 x 50mm & 50 x 50mm
- Standard finish - Hot Dip Galvanised (HDG) or Zinc Plated 12 to 15 micron (SG) to order
- Other materials and finishes on request
- All accessories 50x50mm pitch



② Indicates Joiner Sets Required



NEW 2 part clamp includes integral nut and bolt.

S/G	S/S 304	S/S 316
5.10	28.45	36.30

MEDIUM DUTY CABLE TRAY (WWMD) (Prices Exclude Joiner Sets)

Width (mm)	WWMD Tray		Horizontal Bend 90°		Riser Dropper		Tee		4 Way Crossover	
	HDG50x100	HDG50x50	Radius 160	Radius 450	Radius 160	Radius 450	Radius 160	Radius 450	Radius 160	Radius 450
50	263.00 ②	312.00	121.00	179.00 ②	136.00	221.00 ②	245.00	488.00 ⑥	408.00	823.00 ⑧
100	278.00 ③	345.00	159.00	237.00 ③	141.00	232.00 ③	297.00	598.00 ⑥	453.00	909.00 ⑨
150	321.00 ③	400.00	186.00	298.00 ③	153.00	288.00 ③	352.00	644.00 ⑥	537.00	986.00 ⑨
200	366.00 ③	460.00	224.00	360.00 ③	177.00	320.00 ③	422.00	749.00 ⑥	652.00	1143.00 ⑨
300	458.00 ③	580.00	271.00	462.00 ③	215.00	391.00 ③	507.00	914.00 ⑥	670.00	1270.00 ⑨
400	552.00 ④	702.00	321.00	552.00 ④	274.00	505.00 ④	614.00	1174.00 ⑧	703.00	1346.00 ⑫
500	642.00 ④	822.00	394.00	702.00 ④	319.00	591.00 ④	890.00	1557.00 ⑧	976.00	1507.00 ⑫
600	729.00 ④	940.00	449.00	856.00 ④	360.00	654.00 ④	934.00	1602.00 ⑧	1096.00	1884.00 ⑫

Standard Length: 3000mm, Wire Diameter: 4,0mm,
Sidewall Height: 50mm (2 Wires)

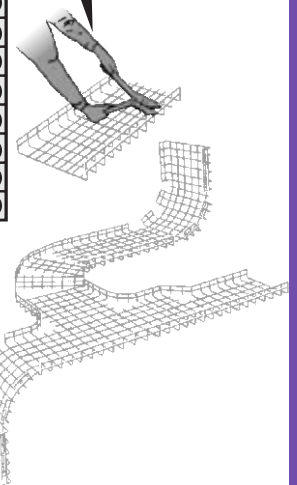
HEAVY DUTY CABLE TRAY (WWHD) (Prices Exclude Joiner Sets)

Width (mm)	WWHD Tray		Horizontal Bend 90°	Riser/Dropper	Tee	4 Way Crossover
	HDG50x100	HDG50x50				
100	536.00 ③	654.00	523.00 ③	572.00 ③	1270.00 ⑥	1679.00 ⑨
150	603.00 ③	748.00	572.00 ③	668.00 ③	1394.00 ⑥	1885.00 ⑨
200	670.00 ③	838.00	638.00 ③	699.00 ③	1549.00 ⑥	1993.00 ⑨
300	810.00 ③	1019.00	812.00 ③	812.00 ③	1712.00 ⑥	2435.00 ⑨
400	952.00 ④	1209.00	950.00 ④	853.00 ④	1842.00 ⑧	2644.00 ⑫
500	1074.00 ④	1390.00	998.00 ④	1152.00 ④	1986.00 ⑧	2933.00 ⑫
600	1232.00 ④	1574.00	1302.00 ④	1326.00 ④	2266.00 ⑩	3389.00 ⑮
800	1507.00 ⑤	1941.00	1837.00 ⑤	1510.00 ⑤	2785.00 ⑩	3885.00 ⑮
1000	1786.00 ⑤	2305.00	2362.00 ⑤	1602.00 ⑤	3140.00 ⑩	4031.00 ⑮

Standard Length: 3000mm, Wire Diameter: 5,0mm,
Sidewall Height: 75mm (3 Wires)

WWMD/WWHD

On site fabrication is simple using bolt cutters. Trays can be cut to suit required radius.



Unique Flush Hold Down Saddle 8,5mm Slot

S/G
5.20

S/S 304
19.20

S/S 316
26.45




Excludes Fasteners (Saddle tongues locate below cross wires)



Tee



4 Way Crossover




CLIP-ON SUPPORT CHANNEL

- Horizontal or vertical installation
- No saddles required
- Bend over tabs to secure
- 1200mm standard length

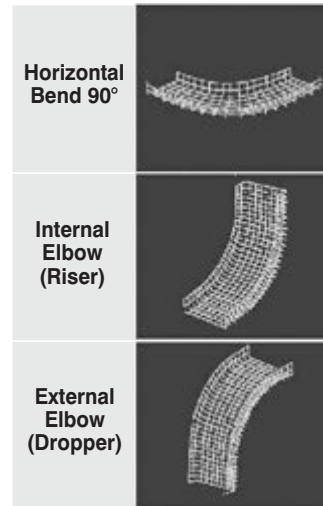
159.00
/1200mm Length

Material Thickness: 1,6mm
Mass kg/1200mm: 1,2kg



Standard Accessories

Accessory Radius: 450mm or 160mm
Accessory Pitch: 50 x 50mm



CL 55/76 CABLE LADDER



Proudly Bidvest

- Standard finish galvanised (HDG)
- Welded construction
- Special materials & coatings on request

CL55/76



CL55 CABLE LADDER

(Prices Exclude Splice Sets) Standard Accessory Radius 450mm

Width (mm)	CL55 Ladder ①	Horizontal Bend 90° ①	Riser/Dropper ①	Tee ②	4 Way Crossover ③
100	822.00	413.00	499.00	909.00	1324.00
150	852.00	437.00	518.00	959.00	1397.00
200	877.00	461.00	529.00	979.00	1494.00
300	932.00	508.00	552.00	1068.00	1581.00
400	992.00	639.00	580.00	1130.00	1662.00
500	1070.00	702.00	606.00	1272.00	1868.00

Standard Length: 3000mm, Rung Spacing: 375mm, Side Rail Height: 50mm, Material Thickness: 1,6mm

Splice **18.95**

Splice Sets
45.82 Ea.

Adjustable Splice Kit
116.13 Ea.

Specifically designed for **HORIZONTALLY ORIENTED** installations.



CL76 CABLE LADDER

(Prices Exclude Splice Sets) Standard Accessory Radius 450mm

Width (mm)	CL76 Ladder ①	Horizontal Bend 90° ①	Riser/Dropper ①	Tee ②	4 Way Crossover ③
100	952.00	505.00	645.00	1094.00	1520.00
150	979.00	539.00	659.00	1152.00	1641.00
200	1015.00	566.00	668.00	1201.00	1741.00
300	1068.00	622.00	695.00	1291.00	1843.00
400	1159.00	684.00	720.00	1385.00	1961.00
500	1343.00	838.00	772.00	1581.00	2199.00
600	1408.00	920.00	797.00	1685.00	2351.00
800	1802.00	1160.00	877.00	1911.00	2655.00
1000	1973.00	1404.00	1025.00	2400.00	2959.00

Standard Length: 3000mm, Rung Spacing: 375mm, Side Rail Height: 76mm, Material Thickness: 100 - 400mm 1,6mm, 500 - 1000mm 2,0mm
NB. 800 & 1000mm = HCL RUNGS @ 375mm CENTRES

Splice **20.70**

Splice Sets
49.32 Ea.

Adjustable Splice Kit
116.15 Ea.

① Indicates Splice Sets Required

Splice sets comprise:
2 x Plates, 8 x M6 x 16 Cup Sq. Screws, Nuts & Washers



Adjustable Splice Kit Comprises:

4 x Plates, 8 x M8 x 20 Cup Sq. Screws, Nuts & Washers, 4 x M8 x 20 Hex. Screws, Nuts & Washers

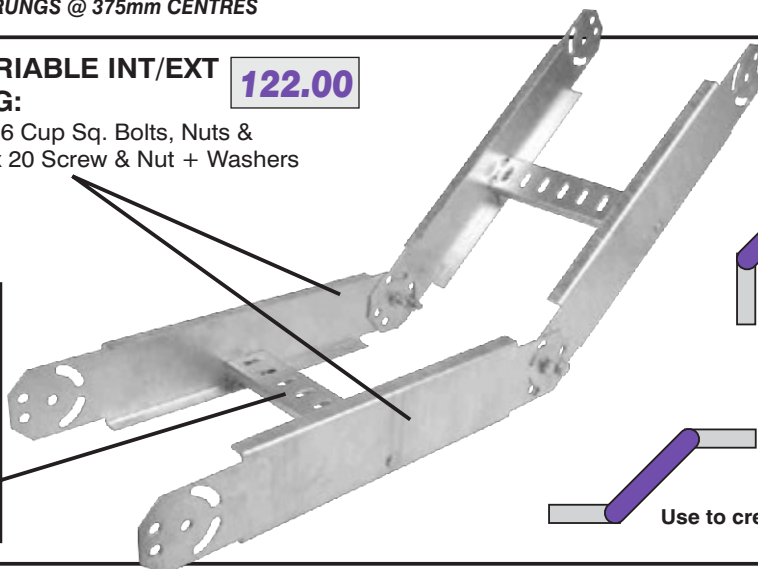


CL55 & CL76 VARIABLE INT/EXT KIT COMPRISING: **122.00**

2 x Side Pieces, 6 x M6 Cup Sq. Bolts, Nuts & Washers and 2 x M8 x 20 Screw & Nut + Washers

PLUS ONE CROSS RUNG:

100	39.65
150	44.85
200	50.00
300	68.40
400	75.30
500	92.55
600	113.25
800	134.55
1000	170.20



1 x Side Piece = 440 Radius
2 x Side Pieces = 650 Radius
3 x Side Pieces = 1000 Radius

Use to create infinite directional changes

Standard Accessories (suitable for all ladders) Accessory Radius: 450mm Other radii to order

P1450 Cable Ladder Hold-down Bracket 140g		Tee		Internal Elbow (Riser)		Reversible Reducing Splice (See Page 38)	
Horizontal Bend 90°		External Elbow (Dropper)		4 Way Crossover		Closed Cover (1,5m Long) Covers for Std. accessories also available ALL COVERS MADE TO ORDER (See page 38)	

CL 130 CABLE LADDER



Proudly Bidvest

Designed to meet NEMA Classification

20B = 1,6mm thick & 112kg/m
20C = 2,0mm thick & 149kg/m

- Standard finish galvanised (HDG)
- Welded construction
- Special materials & coatings on request

Specifically designed for
HORIZONTALLY ORIENTED
installations.

**Standard Length:
6000mm**
(5800mm Manufactured
to order)

6 METRE SPAN



National Electrical
Manufacturers Association

**Designed to meet
NEMA 20B & 20C
Classification**

Wraparound load
bearing CL130 Splice
manufactured from
1,6mm galvanised steel
(HDG)

CL130 (NEMA 20B & 20C) CABLE LADDER

(Prices Exclude Splices and Fasteners)

(NB! Accessories have built-in splices and need fasteners only)

Standard Accessory Radius 650mm

	2,0mm Thick	1,6mm Thick				
Width (mm)	CL130 Ladder 1	CL130 Ladder 1	Horizontal Bend 90° 1a	Riser/Dropper 1a	Tee 2a	4 Way Crossover 3a
150	4659.00	3795.00	1250.00	1743.00	2436.00	3780.00
200	4774.00	3977.00	1289.00	1765.00	2428.00	3802.00
300	4994.00	4193.00	1392.00	1810.00	2651.00	4057.00
400	5223.00	4424.00	1496.00	1856.00	2804.00	4224.00
500	5477.00	4682.00	1669.00	1915.00	2960.00	4388.00
600	5728.00	4931.00	1962.00	1964.00	3123.00	4563.00
800	6225.00	5425.00	2312.00	2068.00	3520.00	5074.00
1000	6701.00	5904.00	2477.00	2163.00	3842.00	5429.00

Standard Length: 6000mm, Rung Spacing: 300mm, Side Rail Height: 130mm,
Material Thickness: 2,0mm or 1,6mm, Rung Type: HCL

1a Bend & Riser/Dropper = 1 x Fastener Set @ **27.92**

2a Tee = 2 x Fastener Sets @ **27.92** Ea. = **55.84**

3a 4 Way Crossover = 3 x Fastener Sets @ **27.92** Ea. = **83.76**

1 Splice Sets For Straight Ladders **323.92**

Splice sets comprise:
2 x CL130 Splices @ **148.00** Ea.
& 2 Fastener Sets (Type 1a)

@ Comprising:
(a) 8 x M10 x 20 Hex Set Screw @ **1.53** = **12.24**
(b) 8 x M10 Hex Nut @ **1.38** = **11.04**
(c) 16 x M10 Flat Washers @ **29c** = **4.64**



Accessories require fastener sets ONLY!

27.92 / SET

NO SPLICES ARE REQUIRED

POWERWAY CABLE LADDER



Proudly Bidvest

- Standard finish galvanised (HDG)
- Welded construction
- 150mm depth also available
- Special materials & coatings on request

PW75 CABLE LADDER (Prices Exclude Splice Sets)

Width (mm)	PW75 Ladder 2,0mm ①	PW75 Ladder 3,0mm ①	Horizontal Bend 90° ①	Riser/Dropper ①	Tee ②	4 Way Crossover ③
150	1382.00	1964.00	704.00	946.00	1423.00	2021.00
200	1449.00	2109.00	736.00	959.00	1459.00	2084.00
300	1561.00	2254.00	859.00	998.00	1630.00	2294.00
400	1677.00	2395.00	971.00	1034.00	1738.00	2428.00
500	1814.00	2559.00	1061.00	1080.00	1866.00	2571.00
600	1935.00	2728.00	1243.00	1124.00	1993.00	2716.00
800	2202.00	3034.00	1478.00	1205.00	2320.00	3115.00
1000	2456.00	3345.00	1686.00	1288.00	2563.00	3406.00

Splice Sets 2,0mm
97.82 Ea.



Specifically designed for SIDE ORIENTED installations.


Standard Length: 3000mm, Rung Spacing: 300mm, Side Rail Height: 75mm, Material Thickness: 2,0 - 3,0mm, Cross Rung Thickness: 2,0mm

① Indicates Splice Sets Required



16 x M8 x 16 cup square bolts, nuts & fender washers @ 2.52 = 40.32 and 2 off splices (PW75, 2mm) @ 28.75 = 57.50 (PW100, 2mm) @ 39.60 = 79.20

PW75/100



PW100 CABLE LADDER (Prices Exclude Splice Sets)

Width (mm)	PW100 Ladder 2,0mm ①	PW100 Ladder 3,0mm ①	Horizontal Bend 90° ①	Riser/Dropper ①	Tee ②	4 Way Crossover ③
150	1576.00	2330.00	915.00	1252.00	1793.00	2536.00
200	1643.00	2408.00	989.00	1267.00	1856.00	2625.00
300	1755.00	3134.00	1106.00	1316.00	2057.00	2861.00
400	1872.00	2712.00	1243.00	1359.00	2183.00	3007.00
500	2000.00	2874.00	1350.00	1404.00	2329.00	3171.00
600	2137.00	3042.00	1549.00	1449.00	2473.00	3351.00
800	2395.00	3363.00	1856.00	1549.00	2852.00	3786.00
*1000	2642.00	3685.00	2111.00	1641.00	3133.00	4114.00

Splice Sets 2,0mm
119.52 Ea.

PRICES FOR PW150 ON REQUEST

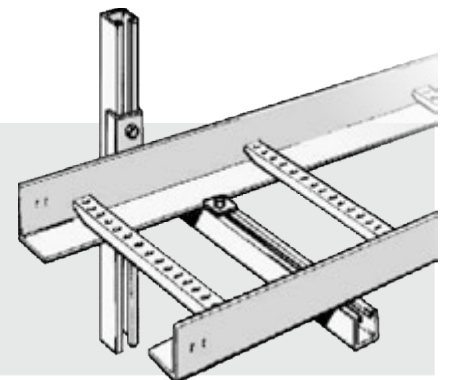
Standard Length: 3000mm, Rung Spacing: 300mm, Side Rail Height: 75mm, Material Thickness: 2,0 - 3,0mm, Cross Rung Thickness: 2,0mm

ANGLEWAY (Light, Medium & Heavy Duty)

- Standard finish galvanised (HDG)
- Welded construction

POA

Standard Length: 3000mm
Side Rail Profile:
Light Duty: 25 x 25 x 2,5mm
Medium Duty: 40 x 40 x 3,0mm
Heavy Duty: 50 x 50 x 4,0mm
Rung profile & spacing to order



Standard Accessories
All accessories 2,0mm only
(suitable for all ladders)
Accessory Radius: 450mm
Other radii to order



Horizontal Bend 90°



Tee



External Elbow (Dropper)



Internal Elbow (Riser)



4 Way Crossover



Reversible Reducing Splice (See Page 38)



Closed Cover (1,5m Long) Covers for Std. accessories also available ALL COVERS MADE TO ORDER (See page 38)

COVERS FOR TRAY AND LADDER




Proudly Bidvest

DISCONTINUED AS STOCK ITEMS - MANUFACTURED TO ORDER ONLY

MD/HD CABLE TRAY COVERS Radius: 450mm Finish: HDG

Width (mm)	Straight 1500mm	Horizontal Bend 90°	Riser/Dropper	Tee	4 Way Crossover
76	247.00	482.00	306.00	1090.00	2030.00
114	311.00	595.00	347.00	1194.00	2154.00
152	376.00	695.00	403.00	1277.00	2270.00
228	506.00	910.00	455.00	1438.00	2621.00
305	638.00	1051.00	553.00	1700.00	2996.00
457	904.00	1592.00	695.00	2128.00	3545.00
610	1142.00	2042.00	880.00	2736.00	4207.00

- Covers & reducing splices for heavy / medium duty perforated and RF trays, CL & PW ladder
- RF accessory covers in (brackets) PG
- Prices for other thicknesses or finishes on request



RF CABLE TRAY COVERS PG (HDG ON REQUEST) Radius: 450mm Medium & Heavy Duty

Width (mm)	Thick (mm)	Straight 1500mm	Horizontal Bend 90°	Riser/Dropper	Tee	4 Way Crossover
50	1,0	75.00	106.00	151.00	122.00	191.00
75	1,0	102.00	125.00	155.00	133.00	213.00
100	1,0	139.00	156.00	168.00	173.00	230.00
150	1,0	187.00	194.00	187.00	214.00	279.00
225	1,0	252.00	253.00	217.00	278.00	345.00
300	1,0	330.00	331.00	247.00	365.00	445.00
450	1,2	519.00	500.00	271.00	822.00	980.00
600	1,5	863.00	982.00	495.00	1121.00	1349.00
750	1,5	1082.00	1335.00	615.00	1481.00	1758.00
900	1,5	1300.00	1765.00	762.00	1916.00	2172.00

REVERSIBLE REDUCING SPLICES

SPLICE ONLY: HDG

HCT	
Width (mm)	
38	55.00
76	59.80
114	71.30
228	93.15
305	104.65
457	-

CABLE LADDER		
Width (mm)	CL55	CL76, PW75, PW100
50	51.75	55.20
75	56.35	59.80
100	59.80	64.40
150	69.00	73.60
200	73.60	83.95
250	86.25	94.30
300	96.60	103.50
350	103.50	115.00
400	113.85	125.35
450	-	134.55
500	-	146.05
550	-	157.55
600	-	164.45
650	-	174.80
700	-	184.00
750	-	196.65
800	-	203.55
850	-	211.60
900	-	223.00

CABLE LADDER COVERS CL55, CL76, PW75, PW100 Radius: 450mm Finish: HDG

Width (mm)	Straight 1500mm	Horizontal Bend 90°	Riser/Dropper	Tee	4 Way Crossover
100	315.00	1009.00	313.00	1485.00	2823.00
150	371.00	1101.00	375.00	1636.00	3043.00
200	452.00	1239.00	429.00	1783.00	3295.00
300	612.00	1421.00	539.00	2091.00	3575.00
400	783.00	1662.00	649.00	2453.00	3995.00
500	1005.00	2109.00	750.00	2960.00	4419.00
600	1185.00	2392.00	880.00	3368.00	4929.00
800	1541.00	3194.00	1134.00	4361.00	5981.00
1000	1902.00	3980.00	1327.00	5320.00	7127.00



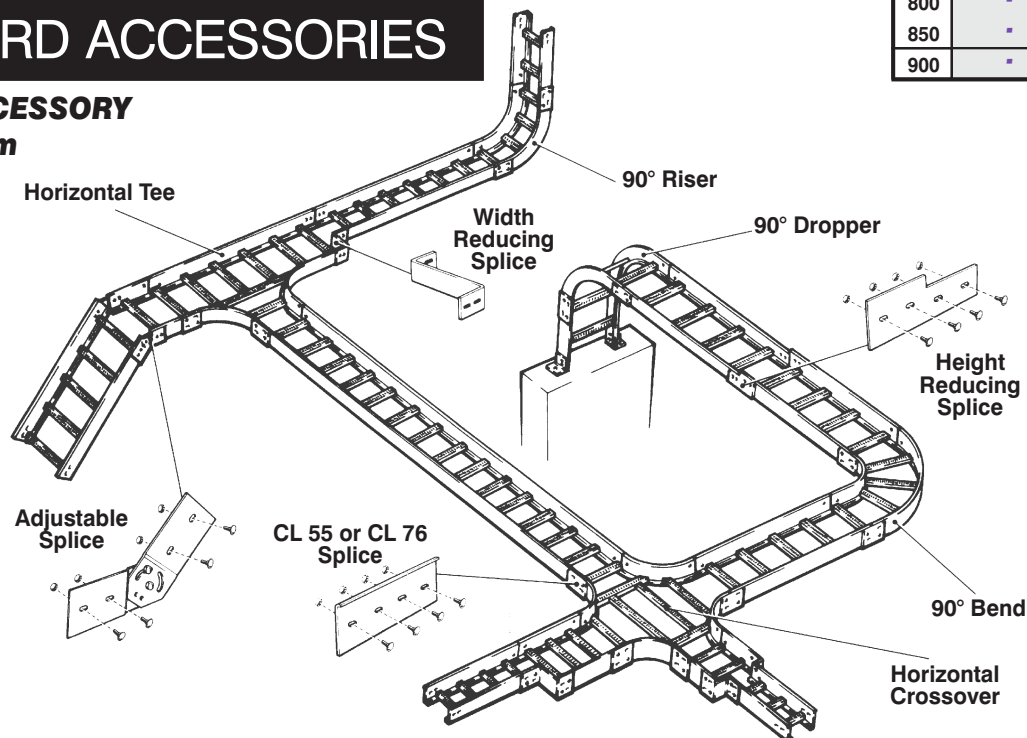
Cable Ladder Cover Clamp
4 per Straight or Bend,
6 per TEE,
8 per 4-Way

9.20

Peaked Cover (Straight Only) POA

STANDARD ACCESSORIES

STANDARD ACCESSORY RADIUS: 450mm

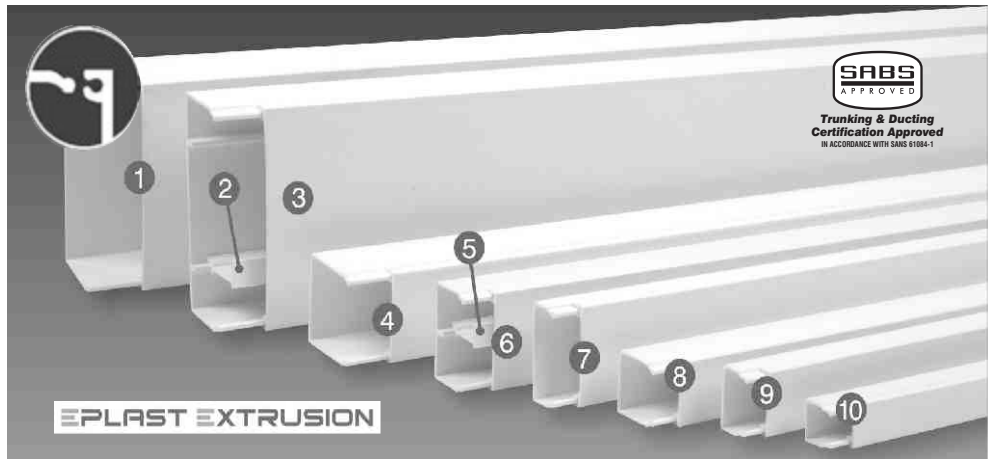
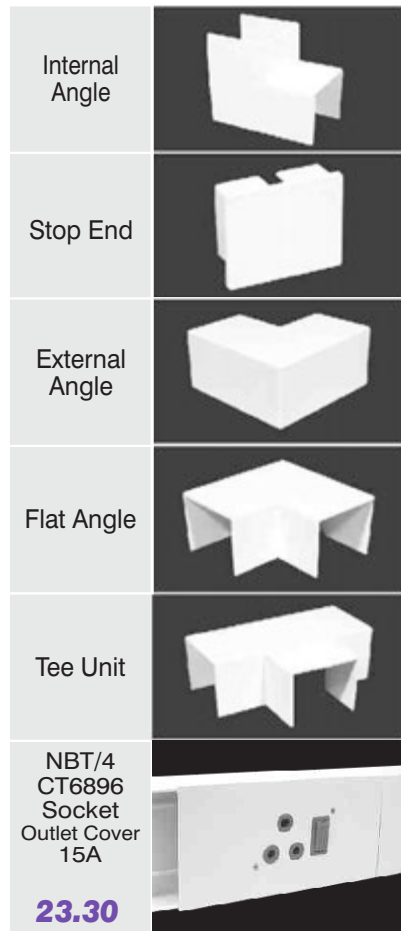


PVC TRUNKING - COMPACT MINI



Proudly Bidvest

Standard Accessories




COMPACT MINI TRUNKING Colour - white. Installation is neat and easy with an affordable range of accessories.

Product Code	Size	Duct & Cover	Flat Angle	Internal Angle	External Angle	Tee Unit	Stop End
10. YT/1	16 x 16 x 2000mm	19.15	12.75	14.45	14.60	12.90	11.70
9. YT/2	25 x 16 x 3000mm	42.55	16.00	15.55	16.00	16.40	12.05
8. YT/2.5	25 x 25 x 3000mm	51.30	16.60	16.40	16.85	17.05	5.05
7. YT/3	40 x 16 x 3000mm	66.00	-	-	-	-	-
6. YT/4	40 x 25 x 3000mm	79.10	19.85	20.40	21.28	20.65	12.30
5. YT4	Loose Divider	22.90	-	-	-	-	-
4. YT/5	40 x 40 x 3000mm	93.55	24.25	22.30	23.00	25.30	12.50
3. NBT4	100 x 40 x 3000mm	232.50	70.90	70.90	70.90	120.55	15.45
2. NBT4	Loose Divider	15.80	-	-	-	-	-
1. NBT/5	100 x 50 x 3000mm	248.55	80.50	80.50	80.50	128.45	16.40

PVC TRUNKING - CABLE LINE

CABLE LINE TRUNKING Colour - Grey or White. Duct & Cover supplied together.

Product Code	Size	Grey Duct & Cover	White Duct & Cover	Grey End Cap	White End Cap	Grey Int/Ext Flat Angle	White Int/Ext Flat Angle	Grey Tee	White Tee
1. CLT/1	50 x 50 x 3000mm	209.75	214.75	15.40	14.80	63.50	64.00	111.30	111.95
2. CLT/2	75 x 50 x 3000mm	279.00	285.60	17.35	16.65	77.40	78.25	124.95	125.90
3. CLT/3	75 x 75 x 3000mm	311.00	318.60	19.50	18.75	81.40	82.35	129.55	130.60
4. CLT/4	100 x 50 x 3000mm	390.00	399.20	18.80	17.10	98.25	99.55	150.10	151.65
5. CLT/5	100 x 75 x 3000mm	452.60	474.05	23.40	22.55	108.50	110.30	160.50	164.10
6. CLT/6	100 x 100 x 3000mm	533.80	546.60	25.70	24.80	118.80	120.60	174.05	176.20



Standard Accessory



PVC SLOTTED TRUNKING



Proudly Bidvest

EPLAST EXTRUSION

- SABS approved
- Shock resistant and self-extinguishing thermoplastic that conforms with UL 94 VO
- Colour RAL 7030 grey
- Conforms to RoHs directive
- Lead-free material
- Base punching configuration to DIN 43659
- Standard length 2000mm
- Coining on all sizes that creates burr-free edges to reduce abrasion to hands and cables
- Pre-scored line at base as well as each finger to make a clean, precise opening for passing cables



SLOTTED TRUNKING Standard Length: 2000mm

Code	Size (W x H)	Price Ea.
i0005763	25 x 25mm	92.80
i0005764	25 x 40mm	113.45
i0005765	25 x 60mm	143.30
i0005766	25 x 80mm	163.15
i0005767	40 x 40mm	139.30

Code	Size (W x H)	Price Ea.
i0005768	40 x 60mm	164.50
i0005769	40 x 80mm	189.50
i0005770	60 x 40mm	186.20
i0005771	60 x 60mm	234.45
i0005772	60 x 80mm	253.65



Code	Size (W x H)	Price Ea.
i0005773	80 x 40mm	259.70
i0005774	80 x 60mm	276.25
i0005775	100 x 60mm	351.95
i0005776	100 x 80mm	384.05

PVC FLOOR TRUNKING

HALF MOON TRUNKING

Standard Length: 2000mm
Standard Colour: Grey

Code	Size (W x H)	Price Ea.
i0005778	48 x 13mm	120.75
i0005777	70 x 18mm	178.25
i0006308	48mm End cap	12.70
i0006309	70mm End cap	15.35




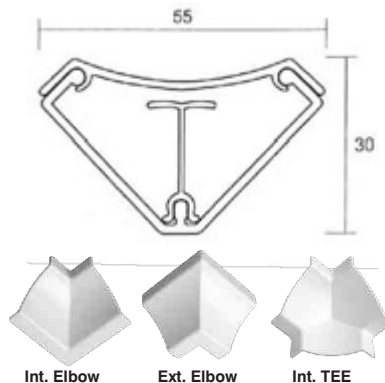
EPLAST EXTRUSION

TRIANGLE CORNER TRUNKING

CORNICE TRUNKING

Standard Length: 3000mm
Standard Colour: White

Code	Description	Price Ea.
i0005927	Duct & Cover	127.15
i0005928	Divider	24.00
i0005929	Int. Elbow	8.20
i0005930	Ext. Elbow	8.35
i0005931	Int. TEE	20.15
i0005932	End Cap	4.30




EPLAST EXTRUSION

PVC CONDUIT & FITTINGS



Proudly Bidvest



STRAIGHT PVC CONDUIT

Standard Length: 4000mm

Code	Size Ø	Price
i0005974	20mm	37.05
i0005975	25mm	53.25
i0005976	32mm	85.40




CONDUIT BOX - 1 WAY SIDE ENTRY

Code	Size Ø	Price
i0005979	20mm	10.10
i0005980	25mm	10.90




CONDUIT BOX - 2 WAY THROUGH

Code	Size Ø	Price
i0005981	20mm	10.40
i0005982	25mm	11.60




CONDUIT BOX - 2 WAY ANGLE

Code	Size Ø	Price
i0005987	20mm	10.40
i0005988	25mm	11.60




CONDUIT BOX - 3 WAY SIDE ENTRY

Code	Size Ø	Price
i0005983	20mm	10.65
i0005984	25mm	15.15



CONDUIT BOX - 4 WAY SIDE ENTRY

Code	Size Ø	Price
i0005985	20mm	10.65
i0005986	25mm	15.15



90° SOLID BEND

Code	Size Ø	Price
i0005989	20mm	14.30
i0005990	25mm	25.80
i0005991	32mm	53.80



SOLID COUPLING

Code	Size Ø	Price
i0005994	20mm	1.30
i0005995	25mm	2.60
i0005996	32mm	6.05




MALE ADAPTORS

Code	Size Ø	Price
i0005999	20mm	4.50
i0006000	25mm	4.55
i0006001	32mm	29.90
i0006002	40mm	53.05
i0006003	50mm	66.25

FEMALE ADAPTOR

Code	Size Ø	Price
i0006004	20mm	2.40



CONDUIT BOX LIDS

Code	Size Ø	Price
i0006005	Std	3.65
i0006006	O/S	6.05
i0006007	Sw.	6.05



SPACER BAR SADDLE

Code	Size Ø	Price
i0006013	20mm	6.25
i0006014	25mm	7.25



STRAP SADDLE

Code	Size Ø	Price
i0006008	20mm	1.55
i0006009	25mm	2.00
i0006010	32mm	8.40



PVC BONDING FLUID

Code	Size	Price
i0006019	100ml	45.50
i0006020	200ml	58.15

STEEL CONDUIT & FITTINGS




Proudly Bidvest



GALV. PLAIN END STRAIGHT
Standard Length: 4000mm

Code	Size Ø	Price	Code	Size Ø	Price
i0005933	20mm	231.90	i0005936	40mm	498.50
i0005934	25mm	294.30	i0005937	50mm	611.00
i0005935	32mm	347.10			



CONDUIT BOX - SIDE ENTRY 1 WAY

Code	Size Ø	Price
i0005938	20mm	99.95
i0005939	25mm	100.65



CONDUIT BOX - SIDE ENTRY 2 WAY THROUGH

Code	Size Ø	Price
i0005942	20mm	124.55
i0005943	25mm	126.30




CONDUIT BOX - SIDE ENTRY 2 WAY ANGLE

Code	Size Ø	Price
i0005940	20mm	124.55
i0005941	25mm	126.30



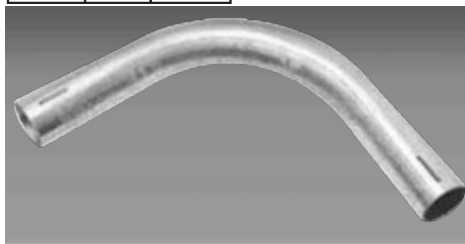
CONDUIT BOX - SIDE ENTRY 3 WAY

Code	Size Ø	Price
i0005944	20mm	149.45
i0005945	25mm	152.00



CONDUIT BOX - SIDE ENTRY 4 WAY

Code	Size Ø	Price
i0005946	20mm	174.25
i0005947	25mm	177.35



90° SOLID BEND

Code	Size Ø	Price	Code	Size Ø	Price
i0005952	20mm	71.85	i0005955	40mm	144.35
i0005953	25mm	74.75	i0005956	50mm	212.10
i0005954	32mm	116.15			




CONDUIT BOX TERMINAL BACK ENTRY

Code	Size Ø	Price
i0005948	20mm	99.75



CONDUIT BOX LOOP-IN 4 OUTLETS

Code	Size Ø	Price
i0005950	20mm	129.80




SOLID COUPLING

Code	Size Ø	Price	Code	Size Ø	Price
i0005957	20mm	10.80	i0005960	40mm	85.85
i0005958	25mm	13.40	i0005961	50mm	98.10
i0005959	32mm	35.05			




MALE THREAD ADAPTOR

Code	Size Ø	Price	Code	Size Ø	Price
i0005962	20mm	20.70	i0005965	40mm	141.25
i0005963	25mm	27.20	i0005966	50mm	168.00
i0005964	32mm	39.20			



FEMALE THREAD ADAPTOR

Code	Size Ø	Price	Code	Size Ø	Price
i0005967	20mm	20.70	i0005970	40mm	141.25
i0005968	25mm	27.20	i0005971	50mm	168.00
i0005969	32mm	39.20			



CONDUIT BOX LIDS

Code	Size Ø	Price
	Round	8.85
	O/Size	37.00




SPACER BAR SADDLE

Code	Size Ø	Price
	20mm	9.65
	25mm	11.70
	32mm	18.15



STRAP SADDLE

Code	Size Ø	Price
	20mm	0.75
	25mm	0.80
	32mm	1.05



PIPE BENDERS

Code	Size Ø	Price
i0005972	20mm	1950.00
i0005973	25mm	2391.00

WIRING DUCT LAY-IN WIRING RETICULATION



Proudly Bidvest



ONE SPLICE SUITS ALL DUCT SIZES - not suitable for P8100 Duct

New universal splices suitable for all duct sizes from 76x50 to 127x100. Simply bend on site for smaller profiles.
Traditional U shaped **FOLD-FROM-FLAT™** splices are also pre-punched and available as an option.

	(PVC Covers available in Grey or White)							
Powder Coated on request.								
	P8100 76 x 25 Std. Length 3m P8184 Cover 75 x 3000mm	P8200 76 x 51 Std. Length 3m P8184 Cover 75 x 3000mm	P8300 76 x 63 Std. Length 3m P8184 Cover 75 x 3000mm	P8000 76 x 76 Std. Length 3m P8184 Cover 75 x 3000mm	P7810 100 x 76 x 0.8 Std. Length 3m P8184 Cover 75 x 3000mm	P9810 127 x 100 x 0.8 Std. Length 3m P8184 Cover 75 x 3000mm	P9000 127 x 76 x 0.8 Std. Length 3m P9184 Cover 125 x 3000mm	P9800 127 x 76 x 0.8 Std. Length 3m P8184 Cover 75 x 3000mm
Duct (PG)/3m	216.00	258.00	287.50	295.50	373.75	464.60	348.45	409.40
Cover (PG)/3m	122.00	122.00	122.00	122.00	122.00	122.00	165.50	122.00
Cover (PVC)/3m	67.50	67.50	67.50	67.50	67.50	67.50	120.20	67.50

FOLD FROM FLAT STANDARD ACCESSORIES

Std Splice	35.65	35.65	42.00	44.85	46.00	47.15	47.15	47.15
Univ. Splice	-	13.80	13.80	13.80	13.80	13.80	13.80	13.80
End Cap	10.10	10.10	10.10	10.10	12.85	14.95	14.95	14.95
Ext/Int/Hor Elbow	66.10	66.10	71.85	71.85	90.85	99.45	90.85	90.85
Tee	85.10	85.10	92.55	90.85	102.90	125.35	110.95	110.95
Crossover	139.70	121.50	129.35	126.50	152.95	170.20	152.95	152.95

FOLD FROM FLAT RADIUSSED ACCESSORIES (COMPLETE WITH COVER)

Std Splice	35.65	35.65	42.00	44.85	46.00	47.15	47.15	47.15
Univ. Splice	-	13.80	13.80	13.80	13.80	13.80	13.80	13.80
End Cap	-	-	-	-	-	-	-	-
Ext/Int/Hor Elbow	126.50	126.50	136.85	143.75	162.15	170.20	162.15	162.15
Tee	170.20	170.20	182.25	186.30	215.00	235.15	215.00	215.00
Crossover	215.00	215.00	228.25	248.40	300.00	319.70	300.15	300.15
Dist. Outlet	148.90	148.90	169.00	173.00	200.60	220.80	200.65	200.65
Hangers c/w gutter, bolt & nut	30.30	30.30	30.30	30.30	39.79	39.29	39.79	39.79

STANDARD SOLID ACCESSORIES

Std Splice	-	46.00	51.75	57.50	-	-	63.25	-
End Cap	-	11.50	11.50	11.50	-	-	18.40	18.40
Ext/Int/Hor Elbow	-	98.35	90.65	91.95	-	-	128.00	128.00
Tee	-	104.00	111.15	119.10	-	-	188.35	188.35
Crossover	-	155.25	138.00	142.35	-	-	199.00	199.00
Hangers c/w gutter, bolt & nut	-	37.92	37.92	37.92	-	-	54.32	54.32
Retainer	-	4.60	4.60	4.60	4.60	4.60	8.25	8.25

ALL THE HANGERS COME WITH SCREWS
Standard Accessories are supplied fold from flat. Pre-punched. Assemble on site.



Radiused Accessories comes with cover, are supplied fold from flat. Pre-punched. Assemble on site.



Solid Accessories Supplied fully fabricated. No Pre-punched holes.




302.65² K/O
310.25³ K/O
317.85⁴ K/O
333.00⁶ K/O



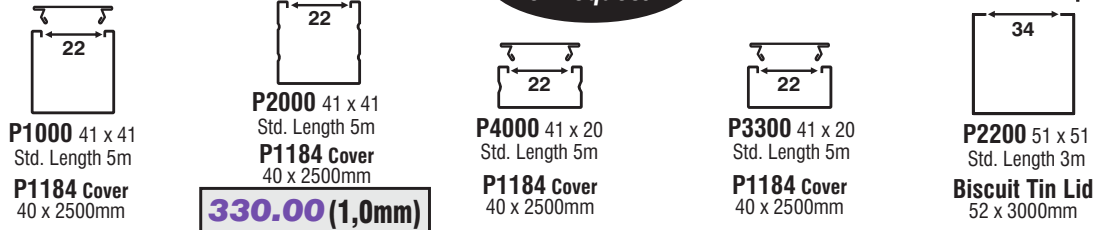
- Knockouts can be punched in P8300, P8000, P7810, P9800 & P9810
- 5A 3 pin shown, toter types can also be supplied to order e.g. 50 x 50mm or 50 x 75mm universal, 15A, 13A etc.
- For outlet prices see pages 17-18

Knockouts for 5A, 15A etc, in Ducting = **7.60 Ea.**

i0005874 - 4.0mm x 10mm AL/ST Blind Rivets **18c Ea.** (8 per duct)



Powder Coated on request.



P1000 41 x 41
Std. Length 5m
P1184 Cover
40 x 2500mm

P2000 41 x 41
Std. Length 5m
P1184 Cover
40 x 2500mm

P4000 41 x 20
Std. Length 5m
P1184 Cover
40 x 2500mm

P3300 41 x 20
Std. Length 5m
P1184 Cover
40 x 2500mm

P2200 51 x 51
Std. Length 3m
Biscuit Tin Lid
52 x 3000mm

330.00 (1,0mm)

Duct (PG)/5m	687.70	476.00 (1,5mm)	343.85	541.65	248.40
Cover (PG)/2,5m	67.25	67.25	67.25	67.25	103.50
Cover (PVC)/2,5m	38.30	38.30	38.30	38.30	-

FOLD FROM FLAT STANDARD ACCESSORIES

Std Splice	10.90	10.90	10.90	10.90	18.40
Ext/Int/Hor Elbow	46.00	46.00	46.00	46.00	56.35
Tee	48.30	48.30	48.30	48.30	57.50
Crossover	70.70	70.70	70.70	70.70	74.75
End Cap	8.40	8.40	8.40	8.40	13.80
PVC End Cap	5.30	5.30	5.30	5.30	-

FOLD FROM FLAT RADIUSED ACCESSORIES (COMPLETE WITH COVER)

Ext/Int/Hor Elbow	76.45	76.45	76.45	76.45	113.25
Tee	93.70	93.70	93.70	93.70	117.85
Crossover	110.95	110.95	110.95	110.95	143.75
End Cap	8.40	8.40	8.40	8.40	-

STANDARD SOLID ACCESSORIES

Std Splice	13.60	13.60	-	-	22.50
Ext/Int/Hor Elbow	56.65	56.65	-	-	76.55
Tee	59.40	59.40	-	-	88.65
Crossover	77.05	77.05	-	-	107.65
End Cap	10.10	10.10	-	-	17.25


Standard Accessories are supplied fold from flat. Pre-punched. Assemble on site.



Radiused Accessories comes with cover, are supplied fold from flat. Pre-punched. Assemble on site.






Solid Accessories Supplied fully fabricated. No Pre-punched holes.



LIGHTING & CEILING SUPPORT

- Fit standard adaptors at any point along the duct length
- Hollow adaptor serves as a conduit

<p>P2540 Nylon (Including Nut) (M20)</p> <p>5.90</p> 	<p>P1200 Top Hat 3000 mm</p> <p>448.00</p> 	<p>P1272/U Accepts Thread Rod 10Ø Max.</p> <p>45.30</p> 	<p>Flange Clamp M6</p> <p>7.95</p> <p>M8</p> <p>9.25</p> <p>M10</p> <p>18.75</p> <p>M12</p> <p>21.40</p> 
<p>P2540 Brass (M20)</p> <p>49.45</p> 	<p>Hanger</p> <p>21.15+ (2 x 0.46)</p> <p>22.07</p>  <p>Hanger</p>	<p>Purlin Clamp 8mm 8.45 10mm 9.65 12mm 10.25</p> 	

TECHNICAL INFORMATION

- Cabstrut Return Flange cable trays and Powerack cable ladder systems manufactured in accordance with BS EN 61537:2002.
- Cabstrut channels, channel combinations, brackets and Cabstrut nuts manufactured in accordance with BS 6946:1988.
- Cabstrut Wiring Ducts are SANS 61084 Certified - Cable trunking and ducting systems for electrical installations.

HDG+EO - Powder coating to SABS 1274: 1979 Type 6. (Duplex powder coating system for exterior use).

SG - Zinc Plated 12 to 15 micron for enhanced corrosion protection (600 HR+)

PG - Pre-galvanised steel to SABS ISO 3575:1996 / BS EN 10143:1992 (formerly SABS 934/ BS 2989), normally grade Z275

PG+EI - Standard powder coating of wiring ducts and power skirting is to SABS 1274: Type2 - for interior use in non-corrosive environments.

PG+EO - Powder coating to SABS 1274:1979 type 6. (Duplex powder coating system for exterior use).

Pre-galvanising is when steel is hot-dip galvanised in a continuous process by the steel mill, yielding an even zinc coated sheet with a bright smooth metallic finish. PG material is therefore galvanised prior to manufacture of channels or ducts.

Plain - Mild steel to BS 1449 part 1, (Mill finish) retains oils from production process only.

PVC - Polyvinyl Chloride

Stainless Steel. Either type 200, 316 or 304. Corrosion resistant steel 3CR12 also available.

MATERIALS & FINISHES

AL - Aluminium

EG - Zinc electroplated 5 to 8 microns with bright passivation to SABS ISO 4042:1999 (BS7371 Part 1:1991) for threaded articles up to 19mm diameter.

EP - Powder coating to SABS 1274:1979. Various different powder coating types for indoor, outdoor, industrial, marine and marine industrial applications are available.

HDG - Mild steel to BS 1449 Part 1, hot-dip galvanised after manufacture to SANS 121 (formerly SABS 763 / BS 729)

Hot-dip galvanising is the process where steel components have already been manufactured or formed, are cleaned of all rust and other contaminants, are dipped in molten zinc to produce a coating of iron/zinc alloys with pure zinc on the surface. HDG therefore takes place after manufacture.

Warranty

- Our products are warranted free of defect at time of shipment
- Sole and exclusive remedy is limited at our option to repair or replacement of products supplied by us

Liability

- Liability is disclaimed for any incidental or consequential damage
- No authorisation will ever be granted to any person, to assume on our behalf any obligation other than as stated left

Misuse

- No liability will be assumed for misapplication, this includes:
 - Use in non-standard (aggressive/hostile) environments
 - Use on aluminium or similar softer "fix to" materials
 - Overloading or use other than indicated



WHOLESALE DISTRIBUTORS

EASTERN CAPE

VOLTEX

Umtata
(047) 532 4706
East London
(043) 743 3650
Port Elizabeth
(041) 504 8200

(044) 382 1242

Mossel Bay (Depot)

(044) 695 0010

Overstrand (Depot)

(028) 312 3366

Paarl

(021) 872 1554/5

Strand

(021) 853 8511

Vredenburg (Depot)

(022) 713 2371/2946

Wetton (Depot)

(021) 761 4599

Worcester (Depot)

(023) 342 1795

MPUMULANGA

VOLTEX

Lydenburg (Sales Office)
(013) 235 4706
Nelspruit
(013) 753 3641/2/3/4
Witbank
(013) 692 8536

(021) 853 8511

Vredenburg (Depot)

(022) 713 2371/2946

Wetton (Depot)

(021) 761 4599

Worcester (Depot)

(023) 342 1795

WESTERN CAPE

BELLCO

(021) 440 7100
VOLTEX
Blackheath (Depot)
(021) 905 1877
Brackenfell (Depot)
(021) 982 1404
Cape Town
(021) 531 2033
City Centre (Depot)
(021) 462 4058
George
(044) 871 2006
Knysna (Depot)

KWA-ZULU NATAL VOLTEX ELECTRICAL

Ballito (Depot)

(032) 946 3966

Briardene

(031) 573 9200

Durban

(031) 310 7900

Newcastle

(034) 315 4150

Pietermaritzburg

(033) 342 9773

Pinetown

(031) 702 0831

NORTHERN CAPE

VOLTEX

Kimberley
(053) 832 1211/2/3/4
Upington
(054) 332 6211/1874

(011) 792 3380

Reuven

(011) 434 3800

West Rand

(011) 951 5780

GAUTENG

ELECTRIC CENTRE

Pretoria
(012) 322 1641

KEENS ELECTRICAL

Montana
(012) 548 6737/8/9

VOLTEX

Alberton
(011) 907 3752/6

Bramley

(011) 887 1308/9

Centurion

(012) 653 3090

Denver

(011) 616 6269

East Rand

(011) 918 5220

Kempton

(011) 970 3290

Midrand

(011) 315 5800

Pretoria

(012) 330 0211

Randburg

FREE STATE

VOLTEX

Welkom
(057) 396 3191
Bloemfontein
(051) 505 0700

NORTH WEST

VOLTEX

Klerksdorp (Depot)
(018) 462 9945/6/7
Potchefstroom
(018) 297 5520
Rustenburg
(014) 597 1311

LIMPOPO

VOLTEX

Lephalale (Ellisras)
(014) 763 2215
Phalaborwa
(015) 781 6409
Polokwane
(015) 297 6177
Tzaneen
(015) 307 1213/4

SPECIALIST DIVISIONS

VOLTEX LSIS

(011) 314 0620/1

Bloemfontein

(051) 448 0738/40

Polokwane

(015) 292 3330/4

CABSTRUT

Bloemfontein
(051) 430-7269

Cape Town
(021) 530 3560-6

Durban
(031) 573 9400

East London
(043) 722 6272

George
(044) 874 5549

Johannesburg
(011) 622 8633

Port Elizabeth
(041) 451 2011

Pretoria
(012) 329 6882

WACO RETAIL

Durban

(031) 573 9350

East London

(043) 743 3650/5201

Cape Town

(021) 534-3979

Rayton

(012) 734 5586

WACO INDUSTRIES

Bloemfontein (Depot)

(051) 448 0996

Cleveland

(011) 677 2500

Cape Town

(021) 593 1114

Durban

(031) 319 5400

Port Elizabeth

(041) 374 1687

VERSALEC CABLES (PTY) LTD

(011) 314 0220

ATLAS CABLE

SUPPLIES

Alrode

(011) 864 5255

VOLTEX LIGHTING

Johannesburg

(011) 402 0251



www.cabstrut.co.za

CABSTRUT BRANCHES



Trunking & Ducting
Certification Approved
IN ACCORDANCE WITH SANS 61084-1



Certificates available on request

JOHANNESBURG
350 Main Reef Road
Denver
Tel: 011-622-8633
Fax: 011-622-6122
cabstrut@voltex.co.za

PRETORIA
636 Ella Street
Rietfontein
Tel: 012-329-6882
Fax: 012-329-2220
cabpta@voltex.co.za

DURBAN
2 Brickworks Way
Briardene
Tel: 031-573-9400
Fax: 031-564-1935
cabdurban@voltex.co.za

CAPE TOWN
Unit 2A Ndabeni
Business Park
Cnr Inyani & Old Mill Rd
Tel: 021-530-3560-6
Fax: 021-531-0952
cabcape@voltex.co.za

EAST LONDON
W.J. Agencies
37 Patterson Street,
Arcadia
Tel: 043-722-6272
043-722-6282
Fax: 043-722-6098

PORT ELIZABETH
W.J. Agencies
13 Davies Street, Sidwell
Tel: 041-451-2011
Tel: 041-451-2040
GEORGE
Tel: 044-874-5549

BLOEMFONTEIN
15 B Kraal Street
Old East End
Bloemfontein
9300
Tel 051 430-7269
Fax 051 430-7270

BOTSWANA
TNS Maintenance
Plot 151, Unit 3,
International Com. Park
Tel: (00267) 392-2868
Tel: (00267) 391-5293
Cell: (00267) 723-5063

