



CAKE & FOOD DISPLAYS

THE SOURCE
FEDERAL
HOSPITALITY EQUIPMENT Pty
Ltd

NEW GAN STATE OF THE ART CAKE AND OTHER DELICATESSEN COLD DISPLAY

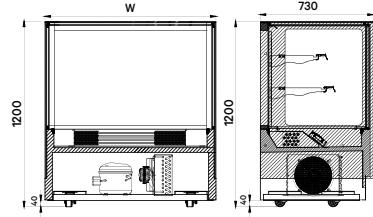


- Double glazed and heated glass for clear vision
- Rear sliding removable doors for easy cleaning
- LED lighting on each shelf for excellent illumination
- Stainless steel mirror base
- 2 / 3 shelves plus base
- 32°C ambient at 60% RH
- Easily accessible cooling system for easy cleaning
- Digital temperature control
- Ventilated cooling system by controlling humidity at low temperature
- Auto defrost
- Operating temperature: 2°C ~ 8°C
- Secop compressor
- Fitted with castors for easy mobility
- **Warranty: 1 Year Parts and Labour + 1 Year Additional Parts**



MODERN 2 / 3 SHELF CAKE & FOOD DISPLAY

COLD | 2 SHELF + BASE



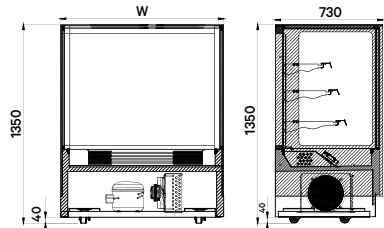
GAN-900RF2	\$3515 + GST
Dimension (WxDxH)	900 x 730 x 1200
Power	240V; 400W; 10A
Weight	235KG

GAN-1500RF2	\$4463 + GST
Dimension (WxDxH)	1500 x 730 x 1200
Power	240V; 550W; 10A
Weight	310KG

GAN-1200RF2	\$3743 + GST
Dimension (WxDxH)	1200 x 730 x 1200
Power	240V; 450W; 10A
Weight	275KG

GAN-1800RF2	\$5099 + GST
Dimension (WxDxH)	1800 x 730 x 1200
Power	240V; 750W; 10A
Weight	350KG

COLD | 3 SHELF + BASE



GAN-900RF3	\$3695 + GST
Dimension (WxDxH)	900 x 730 x 1350
Power	240V; 550W; 10A
Weight	240KG

GAN-1500RF3	\$4679 + GST
Dimension (WxDxH)	1500 x 730 x 1350
Power	240V; 750W; 10A
Weight	320KG

GAN-1200RF3	\$3863 + GST
Dimension (WxDxH)	1200 x 730 x 1350
Power	240V; 630W; 10A
Weight	280KG

GAN-1800RF3	\$5219 + GST
Dimension (WxDxH)	1800 x 730 x 1350
Power	240V; 870W; 10A
Weight	360KG

COUNTER TOP SQUARE GLASS COLD FOOD DISPLAY

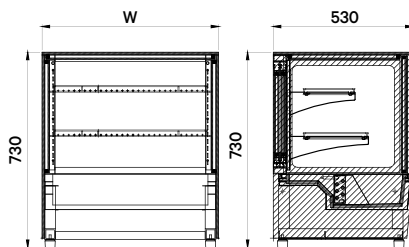
Features:

- Stainless steel interior and exterior
- Refrigerated: 2 ~ 8°C
- Ambient operating temperature: 25°C
- Adjustable shelves: 2
- Removable sliding doors at rear for easy cleaning
- LED light
- Dixell digital temperature controller
- Double glazed safety glass
- **Warranty: 1 Year Parts and Labour + 1 Year Additional Parts**



COLD | 2 SHELF + BASE

GN-660RT	\$1350 + GST
Dimension (WxDxH)	660 x 530 x 730
Capacity	68L
Power	240V; 280W; 10A
Weight	95KG



GN-900RT	\$1499 + GST
Dimension (WxDxH)	900 x 530 x 730
Capacity	93L
Power	240V; 350W; 10A
Weight	105KG

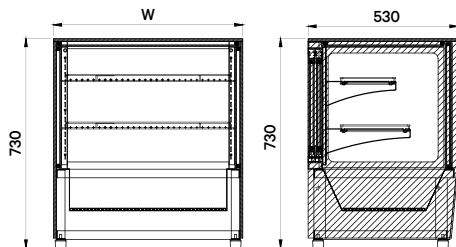
GN-1200RT	\$1699 + GST
Dimension (WxDxH)	1200 x 530 x 730
Capacity	127L
Power	240V; 450W; 10A
Weight	135KG

COUNTER TOP SQUARE GLASS HEATED FOOD DISPLAY

| HEATED | 2 SHELF + BASE

Features:

- Stainless steel interior and exterior
- Insulating glass both sides
- Heating tube system
- Adjustable shelves: 2
- Removable sliding doors at rear for easy cleaning
- LED light
- Dixell digital temperature controller
- Single glazed tempered glass
- **Warranty: 1 Year Parts and Labour + 1 Year Additional Parts**



GN-660HRT	\$1050 + GST
Dimension (WxDxH)	660 x 530 x 730
Capacity	68L
Power	240V; 450W; 10A
Weight	45KG

GN-900HRT	\$1250 + GST
Dimension (WxDxH)	900 x 530 x 730
Capacity	93L
Power	240V; 1300W; 10A
Weight	75KG



COUNTER TOP SQUARE GLASS COLD FOOD DISPLAY

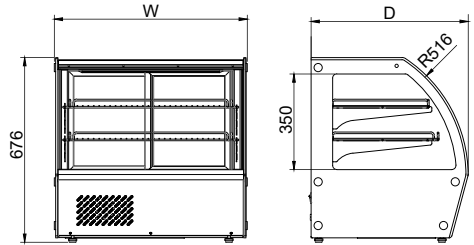


Features:

- Stainless steel interior and exterior
- Refrigerated: 3 ~ 8°C
- Ambient operating temperature: 32°C
- Adjustable shelves: 2
- Removable sliding doors at rear for easy cleaning
- LED light
- Ventilated refrigeration compartment gives a better air circulation
- Auto defrosting
- Curved glass food display
- Double glazed safety glass
- **Warranty: 1 Year Parts and Labour + 1 Year Additional Parts**

COLD | 2 SHELF + BASE

HTR100N	\$999 + GST
Dimension (WxDxH)	706.5 x 467 x 676
Capacity	85L
Power	240V; 160W; 10A
Weight	57KG



HTR120N	\$1099 + GST
Dimension (WxDxH)	706.5 x 575 x 676
Capacity	115L
Power	240V; 160W; 10A
Weight	64KG

HTR160N	\$1299 + GST
Dimension (WxDxH)	884.5 x 575 x 676
Capacity	146L
Power	240V; 200W; 10A
Weight	71KG

COUNTER TOP SQUARE GLASS HEATED FOOD DISPLAY

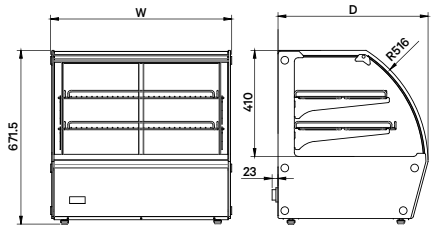
Features:

- Stainless steel interior and exterior
- Temperature range: 30 ~ 90°C
- PTC heater with fan assisted heating
- Adjustable shelves: 2
- Removable sliding doors at rear for easy cleaning
- LED light
- The front glass can be open from the top for easy cleaning
- Water dish for improving humidity
- Curved glass food display
- Single glazed tempered glass
- **Warranty: 1 Year Parts and Labour + 1 Year Additional Parts**



HEATED | 2 SHELF + BASE

HTH120N	\$1050 + GST
Dimension (WxDxH)	700 x 580 x 671.5
Capacity	115L
Power	240V; 1100W; 10A
Weight	64KG



HTH160N	\$1199 + GST
Dimension (WxDxH)	878 x 580 x 671.5
Capacity	146L
Power	240V; 1100W; 10A
Weight	71KG



3B, 400 Moorebank Avenue,
Moorebank NSW 2170



02 9066 8333
1300 659 409



www.foodequipment.com.au