

Cal and Tramp Camp



Cal said, "Let's camp."

His dog Tramp ran up to him. Cal and Tramp set up camp. They put up a tent in back of Cal's house. Cal and Tramp got in the tent.

Then they heard, "HOOT! HOOT!"

Tramp jumped on Cal's lap.

"That was just an owl," Cal said.

No one slept.

"Let's go back in the house!"

Tramp ran fast!

Name: _____

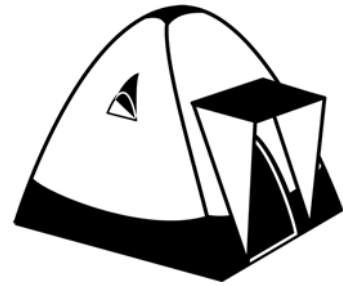
Date: _____

Directions: For questions 1-4, circle the correct answer.**1.**Where do Cal and Tramp set up camp?**in back of Cal's house****in a forest****2.**What kind of animal is Tramp?**owl****dog****3.**What makes the "HOOT! HOOT!" sound in the story?**the owl****Cal**

4. Where did Cal and Tramp go at the end of the story?



back in the house



in the tent

5. What did no one do after the owl made sounds?

After the owl made sounds, no one

6. Draw a picture of Tramp jumping on Cal's lap.

A large, empty rectangular box with a black border, intended for a student to draw a picture of Tramp jumping on Cal's lap.

7. What did you learn from "Cal and Tramp Camp"?

A Hurricane Is a Big Storm



Hurricanes are big storms. They form over the ocean. They can move toward land. Hurricanes bring lots of wind and rain.

Hurricanes are spinning storms. The center of the storm is called the eye. The weather is calm in the eye.

People can stay safe during a storm. They need to get ready before the storm arrives. They can prepare an emergency kit. People should stay inside when the storm comes.

Name: _____ Date: _____

Directions: For questions 1-4, circle the correct answer.

1. What is a hurricane?



a big storm




a type of candy

2. What kind of weather do hurricanes bring?




sunny and dry



windy and rainy

3. Where do hurricanes form?



over the ocean



in the mountains

4. Where can hurricanes move toward?



space



land

5. A) Where should you stay during a hurricane?

B) Draw a picture that shows a family staying safe during a hurricane.

6. What did you learn from "A Hurricane Is a Big Storm"?

Frogs Have Special Skin

by ReadWorks




Leon Brooks

Have you ever seen a frog in a pond? You can often spot one there. Most frogs live near water. They need to keep their skin wet.

A frog's skin is special. It makes a slimy coating that helps the frog stay wet. A frog drinks through its skin. It also breathes through its skin. A frog can do that only when its skin is wet.

Frogs also breathe using lungs. What else do frogs use lungs for? Frogs make noise. Ribbit!

Name: _____ Date: _____

1. What do most frogs live near?*trees**water***2. Frogs like to live near water because they need to stay wet. What part of a frog needs to stay wet?***the frog's skin**the frog's feet*

3. What can a frog do through its skin (when it is wet)?



eat and make noise



drink and breathe

4. What do frogs use their lungs for?



breathe and make noise



hop and swim

5. What type of coating does the frog's skin make to help the frog stay wet?

6. What did you learn from "Frogs Have Special Skin"?

7. Draw a picture of a frog in its home.

Bright as the Sun





Sunflowers are big, beautiful plants. Many are bright and yellow, just like the sun. Some sunflowers are orange or brown or red.

Sunflowers grow in fields. They need sunshine and warmth to grow from seed to flower. And sunflowers need lots of water!

Name: _____

Date: _____

Directions: For questions 1-4, circle the correct answer.**1.** What is a sunflower?**a star****a plant****2.** What color are many sunflowers?**yellow****pink****3.** What do sunflowers need to grow?**snow****sunshine**

4. Where do sunflowers grow?



forests



fields

5. A) What three things do sunflowers need to grow?

B) Draw a picture of at least one thing a sunflower needs to grow.



6. What did you learn from "Bright as the Sun"?

Callie's Rock Collection

By Kate Paixão



Callie loved the rock room at the museum. At the gift shop, she bought a box of rocks.

She learned the rocks' names. The shiny gray one was galena. The dull red one was hematite. The smelly yellow one was sulfur.

Callie wanted to add to her collection. What could she do? She went to the park. She found some rocks there.

"Searching for rocks outside is a great way to make my collection bigger!" said Callie.

Name: _____ Date: _____

For questions 1–4, please circle the correct answer.

1. Who or what is this story about?



a rock



Callie

2. What does Callie do at the beginning of the story?



She buys a box of rocks.



She looks for rocks at the park.

3. What kind of a collection does Callie have?



a ball collection



a rock collection

4. How can Callie make her rock collection bigger?



break the rocks that she has




search for rocks outside

5. What do we call a group of similar things like Callie's rocks?

A group of similar things is called

6. Draw Callie's rock collection.



7. What did you learn from "Callie's Rock Collection"?

Busy Bees

by ReadWorks



Bees are amazing insects. They work hard to get food. Bees get their food from flowers. This is why bees buzz around flowers.

Bees make honey. First they get food from flowers. Then they make honey. Bees love making honey.

People also take honey from bees. All honey comes from bees. Honey can be very sweet!

Bees live in big groups. Thousands of bees live in one hive. The hive has one queen bee. The queen is the mother bee.

Bees are always busy. We sure are lucky that they make honey. But be careful around bees. Bees can sting you with their stinger!

Name: _____ Date: _____

Directions: Circle the correct answer.

1. Where do bees get their food?



flowers



pet stores

2. What do bees make?



honey




chocolate

3. Where do bees live?




nest



hive

4. How can bees sting you?



with their stinger



with their teeth

5. A) Bees need flowers because

B) Draw a picture that shows a bee buzzing around a flower.

Enjoying the Outdoors



Do you spend a lot of time outdoors?

Maybe on a nice, sunny day you go out for recess. You may play with your friends and run around. There are other ways to enjoy being outside.

You can go for walks at a park near your home. Look at the trees. Listen to the birds singing.

You can play sports outside. You can play sports like tennis, soccer, and baseball outside. It's also a great way to exercise!

You can also visit other beautiful places outside. You can visit a mountain and hike with your family. You can go to the beach and swim with your family.

Name: _____ Date: _____

1. What kind of weather is good for recess?

rainy weather



sunny weather

2. What can you do at a park?

swim



walk

3. Where could you go with your family to hike?



the beach



a mountain

4. Where could you go with your family to swim?



the beach



a mountain

5. What is a sport that you can play outside?

One sport that you can play outside is _____.

6. What did you learn from "Enjoying the Outdoors"?

7. Draw a picture of yourself outdoors.

Stay Safe in the Sun

Rachelle Kreisman



The day is sunny. You go outside to play. Wait! Are you sun-safe? The sun's rays are strong. They can hurt your skin and eyes.

Put on sunscreen first. It should have an SPF of 30 or more. You can find the number on the bottle. Rub the sunscreen all over your skin. Do not forget your ears and feet!

Clothes help block the sun's rays. Try to wear a shirt with long sleeves. Wear a hat and sunglasses, too.

How else can you stay sun-safe? Play in the shade. Shade is an area where the sun's rays are blocked. Find shade under a tree or a beach umbrella.

Name: _____ Date: _____

For questions 1–4, please circle the correct answer.

1. What part of your body can the sun hurt?



your hair



your skin and eyes

2. What can you rub all over your skin to protect yourself from the sun's rays?



sunscreen



perfume

3. What SPF should your sunscreen have?



30 or more



10

4. How can you protect your eyes from the sun?



wear long sleeves



wear a hat and sunglasses

5. What do we call an area where the sun's rays are blocked?

An area where the sun's rays are blocked is called a

6. Draw a person following one of the tips from the text to stay safe from the sun.



7. What did you learn from "Stay Safe in the Sun"?

The Four Seasons



Photo Credit: Frank Luetke


Some places have four seasons every year. Do you know their names? The seasons are winter, spring, summer, and autumn.

Winter is the coldest time of the year. Spring comes next. Many animals are born in spring. Many new plants grow then too.

Summer is a time of sunshine and hot weather. In autumn, the weather gets cooler. The leaves fall off trees. Some people call autumn by another name. They call it fall!

Name: _____

Date: _____

Directions: For questions 1-4, circle the correct answer.**1.** How many seasons do some places have every year?**1**
one**4**
four**2.** Which season is the coldest?**summer****winter****3.** When would you see many baby animals and new plants?**spring****autumn**

4. What is the weather like in the summer?



sunny and hot



rainy and cold

5. A) What is another name for autumn?

Another name for autumn is

B) Draw a picture of people outside during autumn. Be sure to include trees!

6. What did you learn from "The Four Seasons"?

Handwriting practice lines consisting of four sets of solid top and bottom lines with a dashed midline.

A large empty rectangular box for drawing or additional notes.

Watch the Tennis Ball



Photo Credit: Sudhamshu



Tennis is a sport. Players use a racket to hit a small ball. The ball moves through the air. The player swings the racket.

When the racket and ball meet, they collide. The ball and racket push on each other. The ball changes direction. It flies through the air.



The racket keeps moving. It does not fly through the air. Why? The player is holding it.

Name: _____

Date: _____

Directions: For questions 1-4, circle the correct answer.**1.** What sport is this passage about?**baseball****tennis****2.** What do you need to play Tennis?**a basketball****a racket and ball****3.** When the ball and racket meet and push on each other, what happens to the ball?**The ball changes direction.****The ball stops moving.**

4. Why doesn't the racket fly through the air when it hits the ball?



The player is holding the racket. The racket is on the floor.

5.A) Where is the ball (most of the time) when you are playing tennis?

B) Draw a picture of someone playing tennis.

A large, empty rectangular box with a black border, intended for a student to draw a picture of someone playing tennis.

6. What did you learn from "Watch the Tennis Ball"?
