



**ZERO  
CALORIES  
MAXIMUM  
PEPSI® TASTE**




**PEPSI MAX® IS A PROUD SPONSOR OF THE  
MILWAUKEE BUCKS®**



**2013-14**

**MILWAUKEE BUCKS MEDIA GUIDE**

**\$10**



**2013-14**  
**MILWAUKEE BUCKS MEDIA GUIDE**

PEPSI, PEPSI MAX and the Pepsi Globe are registered trademarks of PepsiCo, Inc. The NBA identifications are the intellectual property of NBA Properties, Inc. and the respective NBA member teams. ©2012 NBA Properties, Inc. All rights reserved. SUM157940

# BUCKS SCHEDULE

BUCKS.COM/SCHEDULE

## NOVEMBER 2013

SUN	MON	TUE	WED	THUR	FRI	SAT
			30 NYK 6:30	31	1 BOS 6:30	2 TOR 7:30
3	4	5	6 CLE 7:00	7	8	9 DAL 7:30
10	11	12 MIA 6:30	13 ORL 6:00	14	15 IND 6:00	16 OKC 7:30
17	18	19 POR 7:00	20	21	22 PHI 6:00	23 CHA 7:30
24	25 DET 6:30	26	27 WAS 7:00	28	29 CHA 6:00	30 BOS 8:00

## DECEMBER 2013

SUN	MON	TUE	WED	THUR	FRI	SAT
1	2	3 BOS 6:30	4 DET 7:00	5	6 WAS 6:00	7 BKN 7:30
8	9	10 CHI 7:00	11 SAS 7:00	12	13 CHI 7:30	14 DAL 7:30
15	16	17	18 NYK 7:00	19	20 CLE 6:30	21 PHI 7:30
22	23 CHA 6:00	24	25	26	27 BKN 6:30	28 MIN 7:30
29	30	31 LAL 9:30				

## JANUARY 2014

SUN	MON	TUE	WED	THUR	FRI	SAT
			1	2 UTA 8:00	3	4 PHX 8:00
5	6	7 GSW 7:00	8	9	10 CHI 7:30	11 OKC 7:00
12	13 TOR 6:00	14	15 MEM 7:00	16	17	18 HOU 7:00
19 SAS 6:00	20	21	22 DET 7:00	23	24 CLE 6:30	25 ATL 7:30
26	27 LAC 7:00	28	29 PHX 7:00	30	31 ORL 6:00	

## FEBRUARY 2014

SUN	MON	TUE	WED	THUR	FRI	SAT
						1 MEM 7:00
2	3 NYK 7:00	4	5 DEN 8:00	6	7	8 HOU 7:30
9	10 BOS 7:00	11	12 NOP 7:00	13	14	15
16	17	18 ORL 7:00	19	20 DEN 7:00	21	22 IND 7:30
23	24 PHI 6:00	25	26	27 IND 6:00	28	

## MARCH 2014

SUN	MON	TUE	WED	THUR	FRI	SAT
						1 BKN 7:30
2	3 UTA 7:00	4	5 SAC 7:00	6	7 NOP 7:00	8 WAS 8:00
9	10 ORL 7:00	11 MIN 7:00	12	13 ATL 6:30	14	15 NYK 11:00--
16 CHA NOON	17	18 POR 9:00	19	20 GSW 9:30	21	22
23 SAC 5:00	24 LAC 9:30	25	26	27 LAL 7:00	28	29 MIA 7:30
30	31 DET 6:30					

## APRIL 2014

SUN	MON	TUE	WED	THUR	FRI	SAT
		1	2 MIA 6:30	3	4 CHI 7:00	5 TOR 7:30
6	7	8	9 IND 7:00	10	11 CLE 7:30	12 WAS 6:00
13	14 TOR 6:00	15	16 ATL 7:00	17	18	19

 HOME  AWAY

ALL TIMES ARE MILWAUKEE TIME  
ALL GAMES ON 620 WTMJ & BUCKS  
RADIO NETWORK



# STAY CONNECTED



[bit.ly/bucksfastbreak](http://bit.ly/bucksfastbreak)



[m.bucks.com](http://m.bucks.com)



[bucks.com](http://bucks.com)



[linked.in/bucks](http://linked.in/bucks)



[twitter.com/bucks](http://twitter.com/bucks)



[facebook.com/bucks](http://facebook.com/bucks)



[youtube.com/bucksdotcom](http://youtube.com/bucksdotcom)



[flickr.com/bucksdotcom](http://flickr.com/bucksdotcom)



[milwaukeebucks.tumblr.com](http://milwaukeebucks.tumblr.com)



[milwaukeebucks.tumblr.com](http://milwaukeebucks.tumblr.com)



[bit.ly/BucksPlus](http://bit.ly/BucksPlus)

# BUCKS.COM/TICKETS



# MILWAUKEE BUCKS MEDIA GUIDE

The Milwaukee Bucks 2013-14 Media Guide was written and edited by the Milwaukee Bucks Public Relations Department.

**PHOTOS:** Gary Dineen/NBA Photos/Getty Images

**LAYOUT/DESIGN:** Bucks Public Relations Department

**PRINTING:** Delzer Lithograph

**STATISTICS:** Elias Sports Bureau

Special thanks to Eric Delzer, Wayne Guglielmi, Mike Grahl, Matt Stanton, Luis Trinh Nava, Parker Goran and Clark Hillery

The information contained in this publication was compiled by the Milwaukee Bucks, Inc., and is provided as a courtesy to our fans and the media. It may be used only for personal or editorial purposes. Any commercial use of this information without the prior written consent of the Milwaukee Bucks is prohibited. All NBA and team insignia depicted in this publication are the property of NBA Properties, Inc., and the respective teams, and may not be reproduced for commercial purposes without the prior written consent of NBA Properties, Inc. Copyright 2013 Milwaukee Bucks.

## GENERAL INFORMATION

Front Office Directory	2-3
City of Milwaukee	4
Facilities	5
Ticket Information	6
Commitment to Community	7-10

## FRONT OFFICE

Herb Kohl	12
John F. Steinmiller	13
Ron Walter	13
Mike Burr	14
Theodore Loehrke	14
John Hammond	15
Larry Drew	16
Jim Cleamons	17
Bob Bender	17
Nick Van Exel	18
Scott Williams	18
Josh Oppenheimer	18
Basketball Operations	19-22
Front Office Staff	23-26
Bango - Team Mascot	27
Milwaukee Bucks Dancers	28
Game Night Entertainment	29-30

## PLAYERS

Giannis Antetokounmpo	32-33
Caron Butler	34-35
Carlos Delfino	36-37
John Henson	38-39
Ersan Ilyasova	40-41
Brandon Knight	42-43
O.J. Mayo	44-45
Khris Middleton	46-47
Gary Neal	48-49
Zaza Pachulia	50-51
Miroslav Raduljica	52-53
Luke Ridnour	54-55
Larry Sanders	56-57
Ekpe Udoh	58-59
Nate Wolters	60-61
2013-14 Milwaukee Bucks Roster	62

## 2012-13 SEASON

Team Photo & Stats	64
Game-by-Game Results	65
2012-13 Season At A Glance	66-67
2012-13 Highs & Lows - Team	68
2012-13 Highs & Lows - Individual	69
2012-13 Individual Season Highs	70

## STATS & RECORDS

Season-by-Season Record/Titles	72
Month-by-Month Record	73
Conference/Division Records	74
Opening Night	75
Individual Records	76
Team Records	77
Rookie Records	78
Arena Records	79
All-Time Career Leaders	80-81
Season-by-Season Team Leaders	82-83
Season-by-Season Team Statistics	84
Bucks Coaches	85
Winning/Losing Streaks	86
Final Margins & Point Totals	87
Overtime History & Triple Doubles	88
Postseason Awards/All-Stars	89
Attendance	90-91
<u>Playoffs</u>	
All-Time Playoff Results	92-97
Playoff Breakdown	98

## HISTORY

Team History	100-101
All-Time Jersey Numbers	102
Retired Numbers	103
Season-by-Season Review	104-191
All-Time Roster	192-225
Draft History	226-229
Significant Transactions	230-236

## NBA

NBA Directory	238
NBA Development League	239
2012-13 Final Stats & Standings	240
2012-13 League Leaders	241
NBA Playoff Format & Tie-Breakers	242

## OPPONENTS

Atlanta to Washington	244-272
-----------------------	---------

## MEDIA

Media Information	274
Bucks Radio Network	275
Bucks Broadcasters	276-277
2013-14 Television Schedule	278
Training Camp & Preseason Schedule	279
In Memory	280

# FRONT OFFICE DIRECTORY

## BUCKS BUSINESS OFFICES

1001 N. Fourth St.  
Milwaukee, WI 53203  
(414) 227-0500

## TRAINING CENTER

3501 S. Lake Drive, Suite 100  
Milwaukee, WI 53235  
(414) 227-0500

### EXECUTIVE STAFF

President ..... Herb Kohl  
General Manager ..... John Hammond  
Executive Vice President, Business Administration ..... Ron Walter  
Executive Vice President, Business Operations ..... John F. Steinmiller  
Executive Vice President, Chief Financial Officer ..... Mike Burr  
Senior Vice President, Chief Revenue Officer ..... Theodore Loehrke

### BASKETBALL OPERATIONS

Head Coach ..... Larry Drew  
Assistant Coaches ..... Jim Cleamons, Bob Bender, Nick Van Exel,  
..... Scott Williams, Josh Oppenheimer  
Assistant General Manager ..... David Morway  
Vice President of Player Personnel ..... Dave Babcock  
Director of Scouting ..... Billy McKinney  
Director of Basketball Operations ..... Jon Horst  
Director of Basketball Administration ..... Dave Dean  
Director of Security ..... Greg Thompson  
Pro Personnel Scout ..... Chris Gilmartin  
Head Athletic Trainer ..... Scott Barthlama  
Director of Physical Therapy, Athletic Trainer ..... Chris McKenzie  
Strength & Conditioning Coach ..... Robert Hackett  
Equipment Manager ..... Jay Namoc  
Video Coordinator ..... Cody Ross  
Assistant Video Coordinators ..... Ross Geiger, Mike Sergio  
Assistant to the General Manager ..... Jennifer Rundell  
Medical Advisors ..... Dr. Michael Gordon, M.D., Samuel Idarraga, M.D.  
..... Dr. Tom Tongas, D.D.S., Dr. Robert Wallock, D.D.S.  
Physician Emeritus ..... David Haskell, M.D.

### BUSINESS OPERATIONS

#### Finance

Vice President of Finance ..... Jim Woloszyk  
Accounting Director ..... Danica Olson  
Accounting Manager ..... Elizabeth Roen

#### Public Relations

Vice President of Public Relations ..... Dan Smyczek  
Public Relations Manager ..... Mark Rosenberg  
Public Relations Coordinator ..... Kristen Deahl

#### Ticket Sales

Vice President of Ticket Sales & Service ..... Jamie Morningstar

#### Season Sales

Senior Director of Ticket Sales ..... Pat Bowdish  
Director of Account Services ..... Brian Kerr  
Director of Fan Experience ..... Cassandra Polansky  
Senior Account Service Executives ..... Mollie Cowen, Chris Picco  
Account Service Executives ..... Kristina Filipovic, Tom LaCombe  
Senior Account Sales Executives ..... Fred Altmann, James Herro, Jason Natter, Josh Schedler  
Account Sales Executives ..... Hans Goldenberg, Ben Krejci, Jim Lindner,  
..... Alyssa Mayer, Amy Van Eerden  
Sales Associates ..... Michael Faerber, Nate Greenberg, Francesca Griffith,  
..... Benjamin Kotlarek, Patrick Mackin, Elijah Pickett, David Prosper

#### Group Ticket Sales

Director of Group Programs ..... Steve Tarachow  
Director of Group Sales ..... Carl Manteau  
Group Services Ticket Manager ..... Rick Wermager  
Manager, Group Sales ..... Tricia Raspberry  
Group Sales Account Representatives ..... Jamie DeMatthew, Kyle Rose, Jermell Stills

## Ticket Operations

Director of Ticket Operations	Sue Thompson
Manager of Ticketing Services	Eric Prom
Ticket Associates/Account Executives	Sandy Short, Kim Polan
Ticket Office Associate	Kris Brunelli

## Marketing

Vice President of Marketing	Dustin Godsey
Vice President of Digital Platforms	Mike Grahl
Director of Marketing Promotions	Konni Hibicke
Director of Database Marketing	Ben Conrad
New Media Marketing Manager	Nick Monroe
Interactive Marketing Manager	Matt Stanton
Interactive Marketing Coordinator	Parker Goran
Graphic Designer	Luis Trinh Nava

## Corporate & Broadcast Sales

Vice President of Corporate Partnerships	David Snyder
Senior Director of Partnership Sales	Deb Logan
Senior Account Representative	Mike Bortolotti
Senior Director of Partnership Activation	Kareeda Chones-Aguam
Manager of Partnership Activation	Ryan Hooser
Director of Club Level Sales	Shay Sherfinski
Club Level Coordinator	Sean Quinn
Corporate Partnership Activation Specialist	Chandra Kenny
Senior Director of Legal Affairs & Corporate Partnerships	Mike Sneathern

## Broadcast

Broadcast Director & TV Play-By-Play Announcer	Jim Paschke
Video Production, Editing and Projects Coordinator	Loreta Dilaveri

## Community Relations

Vice President of Community Relations & Player Development	Skip Robinson
Community Relations Manager	Jill Wunrow

## Game Presentation

Director of Game & Event Presentation	Johnny Watson
Entertainment Manager	Kevin Vanderkolk
Dance Team Manager	Tricia Crawford
Game & Event Presentation Coordinator	Allie Thomas

## Information Technology

Director of Information Technology	Ron Kiepert
CRM Administrator	Dawn Stenbol

## Administration

Director of Team Services	Clark Hillery
Team Services Associate	Ryan Mueller
Executive Secretary to the VP, Business Operations	Rita Huber
Project Coordinator/Special Assistant to Herb Kohl	JoAnne Anton
Team Services Event Coordinator	Wade Waugus
Receptionist/Guest Ambassador	Jane Dwyer

## Home Game Staff

Official Scorer/Stats Crew Chief	Bob Wanek
Timer	Mike Goodwin
24-Second Timer	Vince Sciano
Scoreboard Operator	Dan Grusczynski
Statisticians	Jim Burant, Ted David, Glenn Gossfeld, Mike Falkner, Jay Kaun, David Schmitz, Mike Smith
Public Address Announcer	Eric Jensen
Game Night Services	John Witkowiak, Brenda Mason
Press Room Host	Jim Hafemann
Photographer	Gary Dineen, NBA Photos (Getty Images)
Medical Emergency Services	Bell Ambulance

GENERAL  
INFO

FRONT  
OFFICE

PLAYERS

2012-13  
SEASON

STATS &  
RECORDS

HISTORY

NBA

OPPONENTS

MEDIA

# THE CITY OF MILWAUKEE



## POPULATION & SIZE

With a population of just under 600,000, Milwaukee is the 30th-largest city in the U.S.A. The seven-county metropolitan area (Milwaukee, Kenosha, Ozaukee, Racine, Walworth, Washington and Waukesha counties) has a population of over 2 million. The City of Milwaukee covers approximately 96 square miles.

## LOCATION

Milwaukee is positioned in the center of the Midwest, in the southeast corner of Wisconsin, on Lake Michigan's western shore. Milwaukee's prime location offers benefits for business and for daily living. Global shipping lanes are readily accessible via the Great Lakes and the Mississippi River.

## CLIMATE

Milwaukee has four very distinct seasons. Lake Michigan cools the city in the warm months and moderates cold temperatures in the winter. Average high temperatures are 78 degrees Fahrenheit in the summer, 58.6 degrees in the fall, 31.7 degrees in the winter, and 53.7 degrees in the spring. Milwaukee receives about 34 inches of precipitation annually.

## WHAT DOES MILWAUKEE MEAN?

Long before the first settlers came to this area, the Algonkian Indians had a special name for the land: Millioki, which means "gathering place by the waters." The Indians may have picked the name because they used the area for tribal gatherings or because they observed how three rivers (the Menomonee, the Kinnickinnic and the Milwaukee) met before flowing into the waters of Lake Mie-sit-gan (Michigan).



## CITY OF FESTIVALS

Milwaukee celebrates its melting pot heritage throughout the year with a delightful procession of ethnic and cultural festivals. Rainbow Summer, Polish Fest, RiverSplash!, Lakefront Festival of Arts, Bavarian VolksFest, Bastille Days, Festa Italiana, German Fest, PrideFest, Irish Fest, Mexican Fiesta, Oktoberfest, Indian Summer Festival, Arab World Fest and the Holiday Folk Fair are just some of the colorful tributes to a cherished past. Summerfest is the world's largest music festival according to the Guinness Book of World Records. The 11-day festival features over 700 bands that provide a variety of music from national headline acts to up-and-comers on 11 stages.



Pictures courtesy of Visit Milwaukee

## MAJOR ATTRACTIONS

Milwaukee Art Museum .....	(414) 224-3200
Milwaukee County Zoo .....	(414) 256-5412
Milwaukee Public Museum .....	(414) 278-2728
Humphrey IMAX Dome Theater .....	(414) 319-4629
Miller Brewery Tours .....	(414) 931-2337
Mitchell Park Domes .....	(414) 257-5611
Pettit National Ice Center .....	(414) 266-0100

## VISITOR INFORMATION

Park Information .....	(414) 257-7275
Bus Route Information .....	(414) 344-6711
Visit Milwaukee .....	(800) 554-1448
Wisconsin Department of Tourism .....	(800) 432-8747

## BMO HARRIS BRADLEY CENTER

**1001 North Fourth Street  
Milwaukee, WI 53203  
(414) 227-0500**

Home sweet home... that's how the 2013-14 Milwaukee Bucks refer to the BMO Harris Bradley Center for the 26th straight season. The 20,000-seat sports and entertainment facility opened on October 1, 1988. The \$91 million structure was a gift to the Milwaukee community and State of Wisconsin from the late Jane Bradley Pettit and her husband, Lloyd, in honor of her father, Harry Lynde Bradley. Mr. Bradley was one of the founders of the Allen-Bradley Co., a national manufacturer of electrical controls headquartered in Milwaukee (now a subsidiary of Rockwell International).

Located in downtown Milwaukee, the BMO Harris Bradley Center covers more than one square city block and rises to a height of 13 stories. The exterior is clad in polished and flame-treated granite, with the same materiel used in the pedestals for the columns in the twin glass-enclosed, 60-foot-high signature atriums.

The BMO Harris Bradley Center is extraordinarily fan-friendly, with wide, open concourses, multiple concession and merchandise locations, and 28 large restrooms. The arena provides three levels of fan seating accommodations, including the private suite concourse, which is located just 30 feet above floor level while still allowing for over 7,200 fans to remain below.


The ATI Club, on BMO Harris Bradley Center's Club Level, is Milwaukee's most unique sports experience. This club, located on the north end of the suite level, provides the ultimate setting for interacting with guests and enjoying Bucks basketball while indulging in the style and comfort of a private environment.

The Palermo's Pizza Courtside Club offers the ultimate in quality service in a relaxing atmosphere, amidst the thrills of NBA action. The Palermo's Pizza Courtside Club includes a bar, lounge area with flat screen TVs, restrooms, private coat check and more. Courtside Club members also benefit from in-seat food and beverage service as they enjoy the game.

Behind the scenes, the latest in computerized and electronic equipment controls the security, communications systems and interior environment of the facility. State-of-the-art electronics and interior circuitry assist the media in covering events at the BMO Harris Bradley Center. As many as four television stations are able to telecast simultaneously from any of three locations in the arena. In addition, members of the media may transmit, as well as receive, information within the building through multiple sources.

Along with the Milwaukee Bucks, the BMO Harris Bradley Center is also home to the Marquette University Men's Basketball team, the Milwaukee Admirals AHL hockey team and the Milwaukee Mustangs arena football team. The Center regularly hosts a variety of other extraordinary entertainment events including concerts, figure skating and family shows.

The BMO Harris Bradley Center was designed by Hellmuth, Obata & Kassabaum of Kansas City, Missouri, and Venture Architects - a joint venture between the Milwaukee architectural firms of Kahler Slater, Torphy Architects and the Zimmerman Design Group.



## TRAINING CENTER

**3501 South Lake Drive, Suite 100  
Milwaukee, WI 53235**

In September of 1997, the Milwaukee Bucks went state-of-the-art when they moved their basketball operations into a 35,000 square-foot wing of the Archbishop Cousins Center in St. Francis, Wis.

The Milwaukee Bucks Training Center, designed by Schroeder and Holt Architects, provides the team with a first-class, year-round facility dedicated to the athletic enhancement of Bucks players. Construction, improvements and equipment were completed at a cost of nearly \$3 million. In the 16 years since, continued upgrades have made the facility one of the finest in the NBA.



The gym features a running and spring track, which encircles a regulation 94' x 50' basketball floor, with six additional baskets to accommodate shooting drills. Just off the court are spacious locker room and training room facilities, a recreation lounge, a hydrotherapy room and a 42' x 36' weight and conditioning room. The Bucks also have access to a full-length swimming pool that is adjacent to their headquarters.

The building also houses a video editing system, meeting rooms and office space for the player personnel and public relations departments, as well as the entire Bucks coaching staff.

In the summer of 2006, the facility experienced a major makeover that coincided with the team's new logo and colors. The makeover was highlighted with the completion of a new practice court that mirrors the design the team uses for games at the Bradley Center.

# TICKET INFORMATION



## BUCKS TICKET PLANS

For information on Bucks Ticket Plans, call 414-227-0599. Packages ranging from six to 43 games are available for purchase.

## GROUP TICKET OPTIONS

Preferred prices are available for groups of 10 or more people attending a game. For more information call 414-227-0599 or visit [bucks.com/groups](http://bucks.com/groups).

## SINGLE-GAME ORDERS

Can be purchased by calling Ticketmaster at 1-800-4NBA-TIX, online at [Bucks.com/Tickets](http://Bucks.com/Tickets), or at the BMO Harris Bradley Center Box Office (box office hours are 9 am - 5 pm weekdays; 10 am to game time on Saturday; and 2 hours prior to game time on Sunday). A convenience fee will apply when ordering by phone or online, but not at the box office. MasterCard, Visa or American Express charge cards are accepted.

## PLAYOFF TICKETS

Milwaukee Bucks playoff tickets will be available to the public for purchase based on availability. Bucks Ticket Plan holders are given priority to purchase locations prior to the general public. The best way to secure great seats for postseason action is to become a Bucks Ticket Plan holder. For more information, call 414-227-0599 or visit [bucks.com/tickets](http://bucks.com/tickets).

## INFORMATION

Up-to-the-minute Bucks ticket information can be received 24 hours a day by contacting the bucks at **414-227-0599** or logging on to [bucks.com/tickets](http://bucks.com/tickets).





## Milwaukee Bucks Care

## About Our Community...

### BUCKS CARE

The Milwaukee Bucks Community Relations department possesses an intense commitment to the community. For more information about the Milwaukee Bucks latest community events, please visit [bucks.com/community](http://bucks.com/community).

### OUR MISSION

On the court, the Milwaukee Bucks mission is to play hard and pursue victory. Off the court, the Bucks mission is to contribute to a better quality of life in Milwaukee and Wisconsin, and to positively affect the lives of all people in this community.

Young people continue to admire professional athletes, and because youth are so impressionable, a considerable portion of the team's efforts are dedicated to tomorrow's leaders. It is with dedication and determination that the organization participates in numerous charitable and philanthropic endeavors. As highly visible members of the community, the Bucks players, coaches and front office staff acknowledge and accept their unique role in society and pledge to improve the community's welfare through their expertise, energy, effort and dollars. Each Milwaukee Bucks player is committed to being a part of the community, away from the bright lights of the basketball court. Bucks coaches and employees share the players' commitment and devotion to the programs listed throughout these pages.



### BY THE NUMBERS:

- 300** Average number of organizations the Bucks support on a monthly basis through donations
- 89,086** Dollars raised in 2012 to help cure Cystic Fibrosis
- 57,000** Number of tickets distributed in 2012-13 in order to give others an opportunity to attend a Bucks game through the Bucks Charitable Ticket Program
- 3,000** Community service hours volunteered by members of the Milwaukee Bucks organization

### WITH GRATITUDE

The Bucks organization salutes all of our fans, season ticket holders, and community and corporate sponsors for their support of our commitment to the community.

GENERAL  
INFO

FRONT  
OFFICE

PLAYERS

2012-13  
SEASON

STATS &  
RECORDS

HISTORY

NBA

OPPONENTS

MEDIA

# COMMITMENT TO COMMUNITY



## COMMUNITY PROGRAMS

The Milwaukee Bucks players, coaches and front office staff continuously strive to serve the city of Milwaukee through countless events and programs, with an emphasis on youth, education, and health and wellness.

### BLOOD DRIVE

The Milwaukee Bucks and Blood Center of Wisconsin annually team up in an effort to save lives through a day-long blood drive held at the BMO Harris Bradley Center. The 2012-13 season marked the 13th year of the blood drive, which attracted 487 individuals who donated a combined total of 427 units.

### BOWL FOR THE CURE PRESENTED BY COLUMBIA ST. MARY'S HOSPITAL

The Milwaukee Bucks annually join forces with the Susan G. Komen Foundation Milwaukee Chapter to Bowl for the Cure, a day-long event that raised over \$32,000 through registration, donations, silent auction and a 50/50 raffle. The funds have contributed to a nationwide eight-year total of over \$6 million to the Komen Foundation.

### BOYS & GIRLS CLUB OF GREATER MILWAUKEE

The Milwaukee Bucks have been long time supporters of the Boys and Girls Club of Greater Milwaukee, including their Y.E.S. Program and MYSEP (Milwaukee Youth Summer Employment Program). Bucks forward Larry Sanders donated a scoreboard to the Pieper-Hillside Boys and Girls Club to show his appreciation for an organization that gave him so much during his adolescent years.

### BUCKS CHARITABLE TICKET PROGRAM

The Milwaukee Bucks are committed to giving back to the community through their Charitable Ticket Program that provides over 250 organizations with the opportunity to attend Milwaukee Bucks games through donated tickets. Tickets are purchased and generously donated by Bucks players, Team Owner Herb Kohl and the Bucks organization. The program allows an average of 40,000 children, youth and

members of charitable organizations to attend games each season.

The "Bucks Buddies" Corporate Season Ticket Program, instituted in 2000, encourages local businesses to purchase season tickets for business or charitable use. Companies are encouraged to make tickets available to employees either without charge or on a discounted basis.

### BUCKS WIVES SAVE LIVES PRESENTED BY COLUMBIA ST. MARY'S HOSPITAL

For 20 years, the Bucks have hosted the annual Bucks Wives Save Lives auction, featuring "Favorite Things" baskets compiled by players, coaches and Bango. Proceeds benefit Columbia St. Mary's Breast Health Programs and the Milwaukee Breast & Cervical Cancer Awareness Program. To date, the event has raised over \$282,000.

### CHILDREN'S HOSPITAL OF WISCONSIN HOLIDAY VISIT

Each holiday season, Bucks players, coaches and front office staff partner with Women for Midwest Athletes Against Childhood Cancer (MACC) and visit Children's Hospital of Wisconsin. Bucks personalities deliver toys and spread holiday cheer to children in the hospital and at the center.

### HABITAT FOR HUMANITY

This summer was the fifth year that the Bucks have partnered with BMO Harris Bank for Habitat for Humanity projects, and the first time that forward John Henson has participated. As a part of BMO Volunteer Day, Henson joined bank volunteers and Habitat workers to help sand and paint trim, bend siding and plant gardens.

### SALVATION ARMY

Each year, the Bucks staff helps the Salvation Army prepare 2,000 bag lunches to kick off its "Feed the Kids" summer lunch

program. And during the holidays, Bucks players, coaches and staff volunteer their time to ring bells during the Salvation Army's annual holiday giving campaign in addition to providing holiday cheer by hosting Emergency Lodge families at a Bucks game.

### SAM'S HOPE LITERACY OUTREACH

For 15 years, Sam's Hope has been a proud partner of the Milwaukee Bucks. With the mission to encourage children in the inner city of Milwaukee to read at home each day and achieve in school, Sam's Hope and the Bucks connect for 20 projects throughout the year and provide new books for children to own at each one. Events include the Book Blast at the BMO Harris Bradley Center, and Bring a Book Home at the Milwaukee Art Museum and Discovery World. Bucks players also host several smaller reading at area schools and agencies. Sam's Hope and the Bucks distribute approximately 25,000 books per year.

### SPECIAL OLYMPICS OF SOUTHEASTERN WISCONSIN

The team hosts an annual Special Olympic Basketball clinic each season where Bucks players and coaches teach campers basketball fundamentals. During each season, the Bucks host a Special Olympics Night in which All-Star players from local Special Olympics leagues are featured at halftime of a Bucks game in a special basketball exhibition.

### UNITED WAY

Each year, Bucks players and members of the organization lend a helping hand for United Way's "Day of Action" volunteer effort held in the spring and "Season of Caring" that takes place in the fall. Volunteers roll up their sleeves to assist with projects such as cleaning, painting and gardening at local nonprofit facilities.



# COMMITMENT TO COMMUNITY

## ADDITIONAL PROGRAMS

AFRICAN WORLD FESTIVAL  
AUTHORS NIGHT  
AUTISM AWARENESS  
AUTISM SPEAKS WALK  
BANGO'S COMMUNITY CREW RUN/WALK  
BANGO SUMMER CAMP VISITS  
BLACK HISTORY MONTH  
BOWL FOR A CURE  
BOYS AND GIRLS CLUB  
BRING A BOOK HOME  
BUCKS CYSTIC FIBROSIS GOLF OUTING  
DREAM BIG  
FEED THE KIDS  
FOSTERING HOPE

GE HEALTHCARE COMMUNITY SERVICE DAY  
GREEN WEEK  
HARDWOOD HOMECOMINGS  
HOUSE OF PEACE BACK TO SCHOOL  
HOUSE OF PEACE THANKSGIVING  
HYGIENE DRIVE  
JUNETEENTH DAY FESTIVAL  
LIVE LEARN AND PLAYER CENTERS  
MARQUETTE UNIVERSITY READING RALLY  
MARTIN LUTHER KING PROGRAM  
MILWAUKEE FATHERHOOD INITIATIVE  
MILWAUKEE FIRE DEPARTMENT SAFETY PROGRAM

NBA CARES WEEK OF SERVICE  
NBA FIT  
OPERATION MILITARY KIDS NIGHT  
SALVATION ARMY ADOPT A CHILD  
SALVATION ARMY HOLIDAY PARTY  
SCHOOL SUPPLIES DONATION PROGRAM  
SOCIAL DEVELOPMENT COMMISSION  
ST. COLETTA FUNDRAISER AND BUCKS NIGHT  
S.T.O.P. BACK TO SCHOOL BASH  
THE GATHERING OF SEWI  
UNITED WAY DAYS OF CARING  
WHEELCHAIR BUCKS



*"I think back on my years coming up as a youngster, and a lot of times doing without. People came along and supplied some help to me. ... It's important for our team, our organization, our players to be a part of community events. I strongly, strongly support community events where we have the opportunity to give back, since we've been so fortunate and blessed to be in the positions we're in." ~Head Coach Larry Drew*

## NBA CARES

NBA Cares is the league's global social responsibility program that builds on the NBA's mission of addressing important social issues in the United States and around the world. Through this program, the NBA, its teams and players have donated more than \$220 million to charity, completed more than 2.5 million hours of hands-on community service, and created more than 810 places where kids and families can live, learn, or play, in 25 countries and territories on five continents. NBA Cares works with internationally recognized youth-serving programs that support education, youth and family development, and health and wellness, including: KaBOOM!, Special Olympics, Boys and Girls Clubs of America, UNICEF, the Make-A-Wish Foundation, and GLSEN.



## CHARITABLE DONATION & AUTOGRAF POLICY

The Milwaukee Bucks assist thousands of charitable endeavors throughout the state of Wisconsin each year. All requests or proposals must be made in writing on organization letterhead and be on file in the Bucks office at least six weeks prior to the date of the event. The Bucks will not consider requests from organizations outside of the state, but will direct them to an NBA contact in their area. Requests are limited to one request per organization per calendar year and aim to support non-profit (501c3) groups. Please note that the Bucks do not take ownership of items to be signed and are not responsible for any unreturned or lost merchandise.

GENERAL  
INFO

FRONT  
OFFICE

PLAYERS

2012-13  
SEASON

STATS &  
RECORDS

HISTORY

NBA

OPPONENTS

MEDIA

# COMMITMENT TO COMMUNITY



## HERB KOHL EDUCATIONAL FOUNDATION AWARD PROGRAM

The Herb Kohl Educational Foundation Excellence Scholarship and Fellowship Award programs were established in January of 1990.

### Excellence Scholarships awarded to date: \$2,400,000 to 2,400 students

Excellence Scholarships in the amount of \$1,000 are awarded each year to 100 graduating high school students who are chosen for their demonstrated academic potential, outstanding leadership, citizenship, community service, integrity and other special talents.

### Fellowship Awards awarded to date: \$4,800,000 to 2,400 teachers and their schools

Fellowships in the amount of \$1,000 are awarded each year to 100 Wisconsin teachers, and each fellow's school also receives a \$1,000 grant. Educators are chosen for their superior ability to inspire a love of learning in their students and to motivate others, as well as their leadership and service within and outside the classroom.

### Initiative Scholarships awarded to date: \$1,370,000 to 1,370 students

The Herb Kohl Initiative Scholarship was established in October of 1997. Initiative Scholarships in the amount of \$1,000 are awarded each year to 85 graduating high school students. This scholarship recognizes students who have overcome significant personal obstacles or adversity, have demonstrated a high level of motivation to achieve, have shown strong promise for achieving success in college and beyond, but have not yet received other academic-based scholarships.

As of August 2013, the foundation has awarded a total of approximately \$8.6 million to Wisconsin educators, students and schools.

More information about the foundation can be found at [www.kohleducation.org](http://www.kohleducation.org).



## THE MACC FUND TRADITION

The MACC Fund (Midwest Athletes Against Childhood Cancer) exists to support and fund childhood cancer and related blood disorder research. A pillar of support since its inception, the Milwaukee Bucks annually sponsor numerous fund-raising opportunities for the MACC Fund in addition to hosting the Annual MACC Fund game at the BMO Harris Bradley Center each October during the preseason. This event is the cornerstone of the Bucks 37-year commitment to the MACC Fund. The Bucks have contributed more than \$1.3 million for cancer and blood disorder research since the inaugural MACC Fund game in 1977, the first major sponsored event to benefit the fund. Senator Kohl and the Bucks also contributed an additional \$100,000 on the occasion of the MACC Fund's 10th Anniversary in 1986.

The Bucks played a major role in the creation of the MACC Fund in 1976. The team's radio announcer at that time, Eddie Doucette, had a son, Brett, who was diagnosed with cancer in 1974. Jon McGlocklin, "the Original Buck," was retiring from the team, and Jon and Eddie decided to create a fund to support research to help children who had cancer. The MACC Fund was founded during a halftime ceremony of a Bucks game at the Milwaukee Arena on Dec. 10, 1976. Brett Doucette, the MACC Fund's "first success story," is married and living in Arizona.

Since its inception in 1976, the MACC Fund has contributed \$45 million to childhood cancer and related blood disorder research. It supports pediatric research at:

- The Medical College of Wisconsin in the *MACC Fund Research Center*
- Children's Hospital of Wisconsin, where translational research which takes place in the *MACC Fund Center for Cancer and Blood Disorders*
- The University of Wisconsin Carbone Cancer Center
- The *MACC Fund Pediatric Cancer Research Wing* in the Wisconsin Institute of Medical Research on the UW-Madison campus


MACC Fund supported research has had a significant impact on the survival rate for all types of childhood cancer, raising the five-year rate from 20 to 88 percent. The fund's support of critical research impacts children throughout the country and the world, as successful protocols developed in Wisconsin have become the standard for patient care across the United States. The Bucks have played a pivotal role in this "Gift of Hope."

**MACC Fund**  
10000 Innovation Drive, Suite 135  
Milwaukee, WI 53226  
(800) 248-8735





MILWAUKEE BUCKS **FRONT OFFICE**



## HERB KOHL

PRESIDENT

Public servant, philanthropist, businessman and professional sports team owner. All four accurately describe Herb Kohl, who begins his 29th season as president and owner of the Milwaukee Bucks organization. Kohl purchased the team on March 1, 1985 from Jim Fitzgerald, ensuring it would remain in Milwaukee.

"From the very beginning, my association with the Bucks has been a wonderful experience," Kohl remarked. "Wherever I go, people come up to me and talk about the team. The opportunity I was given to purchase and to keep the team here in Milwaukee is one of the most unique and fortunate experiences I've ever enjoyed."

In 1988, Kohl was elected to a six-year term as Wisconsin's 25th United States Senator, and he would go on to serve four terms in office. Having announced he would not seek re-election, Senator Kohl completed 24 years of public service at the end of 2012.

A Milwaukee native who grew up in the Sherman Park neighborhood, Kohl has maintained a lifetime commitment to his home city and state. He attended Sherman Elementary School and Milwaukee Washington High School. Kohl graduated from the University of Wisconsin-Madison in 1956, and went on to earn a Master's degree from the Harvard University Graduate School of Business Administration in 1958. Kohl served in the Army Reserve from 1958-64.

From 1959-69, Kohl served in many capacities with the then family-owned Kohl Corporation, operators of grocery and department stores. His parents had built their first Kohl's Food Market in the late '20s, and from that inauspicious beginning, grew the business into one of the Midwest's leading grocery and department store chains. Kohl was president from 1970 through the sale of the corporation by the family in 1979, and the Kohl's Department Stores have now expanded throughout the United States.

After years of involvement in public affairs in Wisconsin, having served as general chairman of Milwaukee's United Way campaign and state chairman of the Wisconsin Democratic Party, Kohl decided to run for the United States Senate seat vacated by William Proxmire. He was first elected to a six-year term in 1988, re-elected in November of 1994, in November of 2000, and again in November of 2006. His fourth and final term expired at the end of the 112th Congress on January 3, 2013.

Involved in a vast array of community-minded projects, Kohl has consistently championed the cause of education. He established the Herb Kohl Educational Foundation Excellence Scholarship and Fellowship Award Program in 1990. As of August 2013, the Herb Kohl Educational Foundation has awarded a total of \$8.6 million to Wisconsin educators, students and schools.

With a life-long interest in sports, Kohl was one of 10 original investors in the Milwaukee Brewers, and he also initiated negotiations with then NBA commissioner Walter Kennedy, which ultimately led to the granting of a franchise in January of 1968 to a group of Milwaukee investors.

Kohl's interest in sports does not stop at the professional level. In April of 1995, Kohl donated \$25 million to his alma mater to help provide a state-of-the-art new home for the University of Wisconsin-Madison men's and women's basketball teams, as well as the men's hockey team.

"I was very happy to be in a position to help build a first-rate, state-of-the-art sports arena," said Kohl. "I think it enhances the university's reputation as one of the premier athletic programs in the Big Ten and the country."

Recognized for his many efforts, Kohl has received numerous awards from throughout the state of Wisconsin, including: the 2013 Fellowship Open Legends Award from the Fellowship Open, one of the country's largest diversity charity golf outings, for his contributions in government service, business and in philanthropy; induction into the Wisconsin Athletic Hall of Fame in 2007; an Honorary Doctor of Humane Letters degree from Ripon College in 1999; Best Corporate Citizen of 1997 by Madison Magazine; the "Kiwanis Milwaukee Award" in 1987; an Honorary Doctor of Laws degree from Cardinal Stritch College of Milwaukee in 1986; the Greater Milwaukee Convention and Visitors Bureau "Lampighter Award" in 1986; named "Humanitarian of the Year" in 1986 by the Wisconsin Parkinson Association; "Wisconsin Sports Personality of the Year" in 1985 by the Milwaukee Pen and Mike Club; and the "Joe Killeen Memorial Sportsman of the Year" in 1985 by the Wisconsin Broadcasters Association.

## BANGO

Mascot “Bango” has been entertaining Bucks fans for 36 years with his high-flying acrobatic dunks, daring stunts and funny antics. When Bango is not flipping around the BMO Harris Bradley Center, he’s busy making over 250 appearances in the Milwaukee community every year.

Bango is a former NBA mascot of the year and has the honor of being voted as the first “Most Awesome Mascot” by the Cartoon Network. He will also be featured in an original documentary series on Hulu called “Behind the Mask.” Keep



your eyes on Bango because you never know what he is going to do next.

Bango was a phrase coined by Eddie Doucette, the original “Voice of the Bucks,” whenever a player connected on a long-range basket. When the club held a contest to name their new mascot, a few thousand entries were received, and the most popular by far was “Bango.”

With the name in place, on October 18, 1977, Bango was born. That date signified the home opener of the 1977-78 season for the Bucks. The game pitted Milwaukee against the Kareem Abdul-Jabbar-led Los Angeles Lakers in the Milwaukee Arena.

For more information on how to book Bango for your event, call the Game Entertainment Department at 414-227-0500.

## BANGO JR.

Since being introduced to Bucks fans in 2007, Bango Jr.’s role continues to grow as he tries to be just like dad. When it doesn’t interfere with school, he enjoys performing at the BMO Harris Bradley Center and capturing the hearts of the crowd. If you are lucky enough to catch a high five from this little guy be sure to watch out as there might be a few other little Bango’s learning the ropes behind him.



## AIR BANGO

Air Bango is known for his inflated ego. Whether he is dancing center court, racing through obstacles or startling fans, he is always pumped up and ready to entertain.



# GAME NIGHT ENTERTAINMENT

## MILWAUKEE BUCKS DANCERS

The Milwaukee Bucks Dancers (MBD), formally known as the Energie! Dance Team, are in their 24th year entertaining Bucks fans and cheering on the team. They provide high energy performances at all Bucks home games and serve as ambassadors for the organization in the community. The members of MBD are beautiful, talented and intelligent women who have full-time careers or are full-time students, and share a passion for dance and entertaining a crowd.

For more information on how to book MBD for your event, or to attend one of their dance clinics, call the Game Entertainment Department at 414-227-0532.



## SENIORGEE

This talented group of dancers has been showcasing its moves for six years and continues to be a fan favorite. Powered by The Village at Manor Park, the team embodies its motto: "You're never too old to play." With their unique style and outstanding personalities, this group of senior citizens delivers a crowd-pleasing performance every time they step on the court. You might not believe it unless you see it, so check out their jersey numbers to see the age of each team member.



## YOUNG BUCKS

New this season to the game entertainment department, this group of "Young Bucks" is sure to light up the court. Consisting of boys and girls ages 7-13, these kids really know how to put on a show. With their energetic spirit and eye catching moves, you won't want to miss a performance by these young stars.



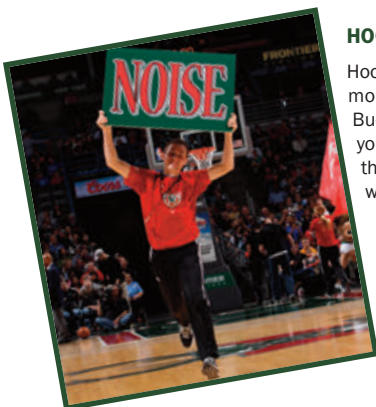
## RIM ROCKERS

These daredevils take to the sky at Bucks games with their innovative style and high flying trampoline dunking. The Rim Rockers' high-energy performances are geared to amaze and excite Bucks fans every time they set their flight schedule. With flips, 360s, crazy pass combinations and huge hang time, they have become a force in Bucks game night entertainment. The Rim Rockers have traveled all over the world, taking flight in Mexico, Abu Dhabi, China and even center court at the NBA All-Star game. These two-time Guinness Book of World Record holders can also be found performing at colleges, high schools, festivals and charity events around the Milwaukee community.



## HOOP TROOP

Hoop Troop is an interactive team ready to rally the crowd at a moment's notice and bring excitement and enthusiasm to Bucks games and events. They will greet you at the door as you enter the BMO Harris Bradley Center and entertain you in the stands. Make sure to keep your head up...you never know when they may toss a T-shirt your way.



## CASCIO INTERSTATE MUSIC BUCKS BEATS

This talented group of musicians brings the rhythm to the BMO Harris Bradley Center floor. With their loud and boisterous sound on the drums, Bucks Beats is ready to entertain the fans anywhere they can bring their drums. Whether it be on the concourse pregame, on the floor or even in the stands, Bucks Beats brings thunderous energy to the game.



GENERAL  
INFO

FRONT  
OFFICE

PLAYERS

2012-13  
SEASON

STATS &  
RECORDS

HISTORY

NBA

OPPONENTS

MEDIA

# GAME NIGHT ENTERTAINMENT



## BUCKS B-BOYS

The Bucks B-Boys wow Bucks fans with their incredible dance moves, head spins and back flips at Bucks games each year. With 18,000 fans watching, they really have to use their heads to stay on top of the game.



## SECTOR 7

Sector 7 is the loudest section in the BMO Harris Bradley Center, made up of 50 wild and crazy Bucks fans selected by Ersan Ilyasova. The Sector is back for another action packed season with a bunch of new characters to look out for. You can find them each game at the top of Section 212 ready to get the crowd excited with their endless enthusiasm and love for the Milwaukee Bucks.

## STREETLIFE WITH WARREN WIEGRATZ

Widely regarded as the best "house-band" in the NBA, Streetlife with Warren Wiegatz will again be providing the live sounds enjoyed by countless Bucks fans. The band combines superb musicianship and vocals with an exciting stage presence in performing a unique blend of R&B and contemporary styles. Throughout the year, the band plays at many regional and national music festivals such as Milwaukee's Summerfest and Jazz in the Park. Streetlife also conducts numerous music clinics and concerts at high schools and colleges throughout Wisconsin.



The group has been honored with many nominations and awards at the Wisconsin Area Music Industry (WAMI) Awards banquets, including "Best Adult Contemporary Group" and "Best Jazz Group" in Wisconsin. The band's CD's have enjoyed airplay nationally on Smooth Jazz radio stations.

Saxophonist and keyboardist Warren Wiegatz, in his 30th season of performing at Bucks games, is a fixture on the Wisconsin music scene. He has been with several national acts such as Sweetbottom and Oceans. He is a thirteen time WAMI award winner for "Best Brass/Wind Player."

Streetlife drummer and co-leader Ryan Schiedermayer has performed worldwide for the U.S. Armed Forces and with a wide array of renowned international acts that include three Grammy nominated artists.

This season the band will again feature Joe Jordan and Rhonda Begos on vocals. The other outstanding members of Streetlife are: Eric Hervey - Bass and Peter Mac - guitar.

For more information please visit their website at [www.streetlifejazz.com](http://www.streetlifejazz.com).

**For more information on how to book any of the Bucks game night entertainment acts for your event, call the Game Entertainment Department at 414-227-0500.**



MILWAUKEE BUCKS *PLAYERS*

GIANNIS ANETOKOUNMPO  
#34

POSITION: FORWARD  
HEIGHT: 6-9  
WEIGHT: 210  
BIRTHDATE: 12/6/94  
FROM: GREECE  
NBA EXPERIENCE: 1ST SEASON  
DRAFTED: 2013  
15TH OVERALL - MILWAUKEE

**CAREER HIGHLIGHTS**

- Won the championship with Filathlitikos in 2010
- In 2013, named All-Greek A2 Newcomer of the Year, Co-Rookie of the Year, and to the Second and All-Defensive Teams by Eurobasket.com
- Member of the Greek U20 National Team for the 2013 Euro Championships

**INTERNATIONAL STATISTICS**

Season	G	MIN	FG-A	PCT	3FG-A	PCT	FT-A	PCT	OR-DR-TR	AST	STL	TO	BLK	PTS	RPG	APG	PPG
2013 EuroC	10	309	24-66	.367	12-31	.387	20-28	.714	6-70-76	22	10	28	14	80	7.6	2.2	8.0
12-13 FIL	26	578	90-194	.464	31-99	.313	36-50	.720	32-99-131	36	17	42	27	247	5.0	1.4	9.5

**INTERNATIONAL CAREER** ... 2013 U20 European Championships: Played in 10 games for Greece's U20 National Team and averaged 8.0 points, 7.6 rebounds and 2.2 assists ... ranked second for the tournament in defensive rebounds (7.0) and seventh in blocked shots (1.4) ... Greece finished the tournament in fifth place with an 8-2 record.

2012-13: Played in 26 games for Filathlitikos AO (A2, second division) and averaged 9.5 points, 5.0 rebounds and 1.4 assists ... shot 62.1% from 2-point field goal range ... selected to play in the Greek League All-Star Game and scored 8 points ... grabbed a season-high 10 rebounds vs. GS Lavrio on 2/23 ... posted a career-high 23 points vs. Irakleio Crete on 3/2 ... tallied 18 points and 5 rebounds vs. Agia Paraskevis on 3/9 ... scored 19 points to go along with 9 rebounds vs. Niki Volou on 3/30 ... had 13 points, 7 rebounds and a season-high 4 blocks vs. Ermis Lagkada on 4/13.

**CAREER TRANSACTIONS** ... Selected by the Milwaukee Bucks with the 15th overall pick in the NBA Draft on 6/27/13 ... signed his first NBA contract with Milwaukee on 7/30/13.

**PERSONAL** ... Born in Athens ... parents immigrated to Greece from Nigeria ... has dual citizenship ... has four brothers, two older (Thanasis and Andreas) and two younger (Kostas and Alexandros), who also play basketball ... made the most of time in Milwaukee over the summer with visits to the Wisconsin State Fair and Palermo's Pizza Factory, where he received a personal tour of the facility from the Fallucca family and was able to make and eat his own pizza ... on Twitter as @GAdetokunbo.

GENERAL  
INFO

FRONT  
OFFICE

PLAYERS

2012-13  
SEASON

STATS &  
RECORDS

HISTORY

NBA

OPPONENTS

MEDIA

**CARON BUTLER**  
**#3**

**POSITION: FORWARD**  
**HEIGHT: 6-7**  
**WEIGHT: 217**  
**BIRTHDATE: 3/13/80**  
**COLLEGE: CONNECTICUT**  
**NBA EXPERIENCE: 12TH SEASON**  
**DRAFTED: 2002**  
**10TH OVERALL - MIAMI**

**CAREER HIGHLIGHTS**

- Named to the NBA All-Rookie First Team in 2003
- Four-time NBA Eastern Conference Rookie of the Month (November, January, February, March)
- Member of the Rookie Team in 2003 "got milk?" Rookie Challenge at All-Star Weekend
- Named Eastern Conference Player of the Week for games played Jan. 15-21, 2007
- Two-time member of the Eastern Conference All-Star squad (2007, 2008)
- Scored 10,000th career NBA point on a 3-pointer vs. OKC on 1/30/12

**NBA REGULAR SEASON STATISTICS**

Season	G-GS	MIN	FG-A	PCT	3FG-A	PCT	FT-A	PCT	OR-DR-TR	AST	STL	TO	BLK	PTS	RPG	APG	PPG
02-03 MIA	78-78	2858	429-1032	.416	34-107	.318	309-375	.824	135-262-397	213	137	192	31	1201	5.1	2.7	15.4
03-04 MIA	68-56	2030	240-631	.380	10-42	.238	133-176	.756	92-234-326	126	75	91	13	623	4.8	1.9	9.2
04-05 LAL	77-77	2746	441-991	.445	38-125	.304	275-319	.862	146-304-450	146	110	125	23	1195	5.8	1.9	15.5
05-06 WAS	75-54	2708	494-1086	.455	41-120	.342	289-332	.870	114-352-466	186	127	175	18	1318	6.2	2.5	17.6
06-07 WAS	63-63	2474	451-975	.463	18-72	.250	283-328	.863	147-320-467	233	134	181	17	1203	7.4	3.7	19.1
07-08 WAS	58-58	2314	439-943	.466	66-185	.357	236-262	.901	93-295-388	284	128	150	20	1180	6.7	4.9	20.3
08-09 WAS	67-67	2585	491-1085	.453	65-210	.310	345-402	.858	118-296-414	290	106	210	20	1392	6.2	4.3	20.8
09-10 WAS/DAL	74-74	2783	450-1051	.428	42-145	.290	264-315	.838	104-357-461	156	116	160	24	1206	6.2	2.1	16.3
10-11 DAL	29-29	867	170-378	.450	28-65	.431	68-88	.773	22-96-118	46	28	49	8	436	4.1	1.6	15.0
11-12 LAC	63-63	1871	287-705	.407	92-257	.358	87-107	.813	44-186-230	78	52	77	9	753	3.7	1.2	12.0
12-13 LAC	78-78	1879	305-720	.424	128-330	.388	75-90	.833	41-182-223	78	51	11	72	813	2.9	1.0	10.4
TOTALS	730-697	25,115	4197-9597	.437	562-1658	.339	2364-2794	.846	1056-2884-3940	1836	1064	1482	194	11,320	5.4	2.5	15.5

**NBA POSTSEASON STATISTICS**

Season	G-GS	MIN	FG-A	PCT	3FG-A	PCT	FT-A	PCT	OR-DR-TR	AST	STL	TO	BLK	PTS	RPG	APG	PPG	
2004 MIA	13-13	511	59-153	.386	2-11	.182	47-57	.825	18-92-110	31	28	23	7	167	8.5	2.4	12.8	
2006 WAS	6-6	262	42-101	.416	3-14	.214	24-29	.828	16-47-63	16	12	14	4	111	10.5	2.7	18.5	
2008 WAS	6-6	246	40-87	.460	5-21	.238	27-31	.871	10-24-34	23	11	16	1	112	5.7	3.8	18.7	
2010 DAL	6-6	202	43-99	.434	7-23	.304	25-27	.926	3-32-35	8	9	15	5	118	5.8	1.3	19.7	
2011 DAL	Did Not Play - Ruptured Right Patellar Tendon																	
2012 LAC	10-10	268	33-92	.359	8-31	.258	12-16	.750	4-26-30	10	6	16	2	86	3.0	1.0	8.6	
2013 LAC	6-6	136	22-46	.478	4-16	.250	3-3	1.00	1-15-16	0	2	6	2	51	2.7	0.0	8.5	
TOTALS	47-47	1625	239-578	.413	29-116	.250	138-163	.847	52-236-288	88	68	90	21	645	6.1	1.9	13.7	

**NBA CAREER HIGHS**

MIN	FGM	FGA	3FGM	FTM	FTA	REBS	ASTS	STLS	BS	PTS
55	15	27	9	15	17	16	12	7 (2)	2 (26)	40
1/15/10 at CHI	3/28/03 vs. MIN	1/27/08 at MIL	11/26/12 vs. NOH	11/28/06 vs. ATL	1/10/07 vs. CHI	1/27/06 at CHI	3/30/08 at LAL	11/8/07 at NJN	1/22/13 vs. OKC	1/27/08 at MIL

**2012-13 SEASON HIGHLIGHTS ...** Averaged 10.4 points, 2.9 rebounds and 1.0 assists in 24.1 minutes in 78 games (all starts) ... third on the team in 3-point shooting percentage (38.8%) ... had nine games with 20+ points and reached double-figures in scoring a total of 41 times ... recorded season-high 33 points and a career-high and Clippers franchise record 9 3-point fields goals made on 11/26 vs. NOH ... finished ninth in the NBA with 53 3-pointers made in third quarters ... made 6 3-pointers on 12/30 without missing, surpassing Corey Maggette (2/8/08) and two others, who went 5-for-5 without a miss, for the most 3-pointers made without missing in Clippers history ... did not play in three games due to injury (one-right shoulder strain, one-sore lower back, one-left elbow strain).

**PRO CAREER ... 2011-12:** Averaged 12.0 points, 3.7 rebounds, 1.2 assists and 29.7 minutes in 60 games (all starts) ... finished third on Clippers in 3-point shooting percentage (38.4%) ... had nine games with 20+ points and reached double-figures in scoring a total of 40 times ... on 12/25 at GSW, made Clippers debut and recorded a double-double with 11 points and 10 rebounds ... scored 15 of his 20 points in the first quarter vs. NJN on 1/16 ... missed 1/20 vs. MIN due to hyperextended right knee suffered on 1/17 vs. UTA ... on 1/30 vs. OKC, had 22 points and scored 10,000th NBA point on 3-pointer with 5:50 remaining in first quarter ... received 2011 NBA Championship ring from Dallas Mavericks in pre-game ceremony on 2/13 and had game-high 23 points and 8 rebounds.

**2010-11:** Averaged 15.0 points, 4.1 rebounds, 1.6 assists and 29.9 minutes in 29 games (all starts) ... missed the final 53 games of the season after suffering a ruptured right patellar tendon on 1/1 at MIL.

**2009-10:** Averaged 16.3 points, 6.2 rebounds, 2.1 assists and 37.6 minutes in 74 games (all starts) played for both Washington and Dallas ... recorded 24 games with 20+ points and nine double-doubles ... on 2/5 at ORL, scored a season-high 31 points to go with 9 rebounds.

**2008-09:** Averaged a career-high 20.8 points to go with 6.2 rebounds and 4.3 assists in 67 games (all starts) ... joined LeBron James as the only two players in the NBA to average 20+ points, 6+ rebounds, and 4+ assists per game ... scored 30+ points 11 times including a season-high 39 points at BOS on 4/15.

**2007-08:** Averaged 20.3 points, 6.7 rebounds, 4.9 assists and 2.2 steals in 58 games (all starts) ... made his second consecutive Eastern Conference All-Star Team ... shot a career-high .901 from the free throw line (6th in the NBA) ... recorded his first career triple-double with 26 points, 11 rebounds and 10 assists on 11/23 vs. GSW ... on 1/27 at MIL, scored a career-high 40 points.

**2006-07:** Averaged 19.1 points, 7.4 rebounds and 3.7 assists in 63 games (all starts) ... named to the Eastern Conference All-Star Team ... scored 30+ points three times and 20+ points on 32 occasions ... on 2/5 vs. SEA, scored a then career-high 38 points.

**2005-06:** Averaged 17.6 points, 6.2 rebounds and 2.5 assists in 75 games (54 starts) ... combined with Antawn Jamison and Gilbert Arenas to form highest scoring teammates trio in the NBA (67.4 ppg) ... Wizards record was 33-21 (.611) when he was in the starting line-up ... grabbed a career-high 16 rebounds on 1/26 at CHI.

**2004-05:** Averaged 15.5 points, 5.8 rebounds and 1.9 assists in 77 games (all starts) ... on 1/10 vs. NJN, recorded 31 points and 10 rebounds ... tallied 31 points and 7 rebounds on 4/8 at SEA.

**2003-04:** Averaged 9.2 points, 4.8 rebounds and 1.9 assists in 68 games (56 starts) ... scored in double-figures 33 times including four games of 20+ points.

**2002-03:** Averaged 15.4 points, 5.1 rebounds and 2.7 assists in 78 games (all starts) ... finished third in Rookie of the Year balloting.

**PLAYOFF HISTORY ... (47 games, 47 starts) ...** Has made it to the postseason six times with four teams and has averaged 13.7 points, 6.1 rebounds and 1.9 assists ... **2013:** Averaged 8.5 points and 2.7 rebounds in six games played (all starts) ... **2012:** Averaged 8.6 points, 3.0 rebounds and 26.8 minutes in 10 games played ... suffered a fractured fifth metacarpal in his left hand in Game 1 vs. MEM in the first round ... missed Game 2, but came back to play in each game during the remainder of the Clippers' playoff run ... **2011:** Did not play in Dallas' Championship run due to ruptured right patellar tendon ... **2010:** Averaged 19.7 points, 5.8 rebounds and 1.3 assists in six playoff games for the Mavericks ... **2008:** Averaged 18.7 points, 5.7 rebounds and 3.8 assists in six playoff games ... **2006:** Averaged 18.5 points, 10.5 rebounds and 2.7 assists in six playoff games ... **2004:** Averaged 12.8 points, 8.5 rebounds and 2.4 assists in 13 playoff games.

**COLLEGE ...** Averaged 18.0 points, 7.6 rebounds and 3.0 assists in 63 games played during his two-year collegiate career at Connecticut (2000-02) ... named Co-Big East Player of the Year and a Second Team All-American in 2002 ... led the Huskies to the Elite 8 of the 2002 NCAA Tournament.

**CAREER TRANSACTIONS ...** Selected by the Miami Heat in the first round (10th overall) of the 2002 NBA Draft on 6/26/02 ... traded to the Los Angeles Lakers along with Brian Grant, Lamar Odom, a 2006 first round draft pick and a 2007 second round draft pick for Shaquille O'Neal on 7/14/04 ... traded to the Washington Wizards with Chucky Atkins for Kwame Brown and Laron Profit on 8/2/05 ... traded to the Dallas Mavericks with Brendan Haywood and DeShawn Stevenson for Drew Gooden, Josh Howard, Quinton Ross and James Singleton on 2/13/10 ... signed as a free agent with the Los Angeles Clippers on 12/9/11 ... as part of a three-team trade, was traded to the Phoenix Suns with Eric Bledsoe ; the Los Angeles Clippers traded a future second round draft pick to the Milwaukee Bucks; the Milwaukee Bucks traded J.J. Redick to the Los Angeles Clippers; the Phoenix Suns traded Jared Dudley to the Los Angeles Clippers; and the Phoenix Suns traded a 2014 2nd round draft pick to the Milwaukee Bucks on 7/10/13 ... traded from the Suns to the Bucks in exchange for Ish Smith and Viacheslav Kravtsov on 8/29/13.

**PERSONAL ...** Full name is James Caron Butler ... was born in Racine, Wis. ... he and his wife Andrea have five children: daughters Mia, Camary, Ava and Gia and one son, Caron Jr. ... majored in communications at UConn ... was a guest on "The Oprah Winfrey Show" in September 2005 in a show titled "How My Worst Moment Made Me a Star" ... would like to open a group home and run it when he is done with his playing career ... teamed with NFL Hall of Famer Marcus Allen, as well as NFL players Michael Strahan, Kevin Faulk and Donnie Edwards and other investors to start Ramsell Dining LLC, which purchased 18 Burger King franchises in Norfolk, VA, and Richmond, VA ... on Twitter as @realtuffjuice.

CARLOS DELFINO  
#10

POSITION: FORWARD/GUARD  
HEIGHT: 6-6  
WEIGHT: 220  
BIRTHDATE: 8/29/82  
FROM: ARGENTINA  
NBA EXPERIENCE: 9TH SEASON  
DRAFTED: 2003  
25TH OVERALL - DETROIT

**CAREER HIGHLIGHTS:**

- Played in three Olympics for his native Argentina and has won two medals - Gold in 2004 and Bronze in 2008
- Entering 2013-14, has hit 325 3-pointers for the Bucks, placing him seventh on Milwaukee's All-Time Career Leaders list for 3-point field goals made.
- Hit a career-high 158 3-pointers in 2012-13, the 16th-most in the NBA last season

**NBA REGULAR SEASON STATISTICS**

Season	G-GS	MIN	FG-A	PCT	3FG-A	PCT	FT-A	PCT	OR-DR-TR	AST	STL	TO	BLK	PTS	RPG	APG	PPG
04-05 DET	30-4	459	42-117	.359	9-35	.257	23-40	.575	13-42-55	38	22	23	6	116	1.8	1.3	3.9
05-06 DET	68-1	726	91-226	.403	20-60	.333	45-67	.672	28-85-113	44	21	36	15	247	1.7	0.6	3.6
06-07 DET	82-1	1372	156-376	.415	46-138	.333	70-89	.787	67-199-266	88	46	61	8	428	3.2	1.1	5.2
07-08 TOR	82-0	1928	251-632	.397	120-314	.382	116-156	.744	66-293-359	145	69	75	11	738	4.4	1.8	9.0
09-10 MIL	75-66	2279	299-732	.408	134-365	.367	93-119	.782	51-343-394	202	80	119	21	825	5.3	2.7	11.0
10-11 MIL	49-40	1590	200-513	.390	105-284	.370	60-75	.800	24-176-200	112	76	57	8	565	4.1	2.3	11.5
11-12 MIL	54-53	1537	182-453	.402	86-239	.360	38-48	.792	20-188-208	123	79	66	10	488	3.9	2.3	9.0
12-13 HOU	67-5	1689	251-620	.405	158-421	.375	48-56	.857	18-202-220	135	68	72	9	708	3.3	2.0	10.6
TOTALS	507-170	11,580	1472-3669	.401	678-1856	.365	493-650	.758	287-1528-1815	887	461	509	88	4115	3.6	1.7	8.1

**NBA POSTSEASON STATISTICS**

Season	G-GS	MIN	FG-A	PCT	3FG-A	PCT	FT-A	PCT	OR-DR-TR	AST	STL	TO	BLK	PTS	RPG	APG	PPG
2006 DET	8-0	32	1-6	.167	1-2	.500	2-2	1.000	0-4-4	2	1	6	0	5	0.5	0.3	0.6
2007 DET	16-0	135	15-37	.405	3-16	.188	4-6	.667	6-15-21	8	5	7	1	37	1.3	0.5	2.3
2008 TOR	5-0	121	15-37	.405	4-15	.267	9-10	.900	5-19-24	11	4	3	0	43	4.8	2.2	8.6
2010 MIL	7-7	226	26-73	.356	15-37	.405	3-4	.750	3-25-28	18	5	12	2	70	4.0	2.6	10.0
2013 HOU	5-0	120	15-40	.375	11-31	.355	4-4	1.000	1-11-12	10	3	5	1	45	2.4	2.0	9.0
TOTALS	41-7	634	72-193	.373	34-101	.337	22-26	.846	15-74-89	49	18	33	4	200	2.2	1.2	4.9

**NBA CAREER HIGHS**

MIN	FGM	FGA	3FGM	FTM	FTA	REBS	ASTS	STLS	BS	PTS
49	12	22	8	8	10	13	8 (4)	5 (3)	3	30 (2)
11/3/10 at BOS	3/23/11 vs. SAC	2/3/11 at GSW	3/18/11 vs. NJN	3/20/11 vs. NYK	3/20/11 vs. NYK	3/6/10 vs. CLE	12/31/12 vs. ATL	2/20/12 vs. ORL	2/24/10 vs. NOH	3/23/11 vs. SAC



**2012-13 SEASON HIGHLIGHTS** ... With Houston, averaged 10.6 points, 3.3 rebounds, 2.0 assists and 1.01 steals in 67 games (five starts) ... connected on a career-best 158 3-pointers (.375, 158-421 3FG) ... had four games with 6+ 3FGM, tied for third-most in the NBA ... finished with 15 points on 5-of-6 three-pointers in his debut at DET on 10/31 ... recorded first start with the Rockets vs. SAS on 12/10 ... had 22 points (8-10 FG, 6-8 3FG) and a career-high-tying 8 assists to help fuel a 123-104 win vs. ATL 12/31 ... scored 22 points (8-11 FG) and matched his season-high 6 3-pointers made (6-7 3FG) at MIL on 1/4 ... notched 14 points at UTA on 1/28, giving him double-figure scoring in a career-high-tying seven consecutive games (2/25-3/9/10 and 1/18-28/13) ... made at least three 3-pointers in seven straight contests (1/18-28/13), which marked the longest such streak in Rockets history (since 3-point line) ... left the game vs. CHA on 2/2 with a strained right elbow and did not return ... recorded 22 points and a season-high-tying 6 3-point field goals made in a start at forward at BKN on 2/22 ... pulled down a season-high 10 rebounds vs. MIN on 3/15 ... scored a season-high 23 points and equaled his season best of 6 3-pointers made at PHX on 4/15 ... missed 15 games due to injury or illness.

**PRO CAREER** ... Averaged 10.6 points, 4.5 boards, 2.5 assists and 1.32 steals in 30.4 minutes per outing over 178 games (159 starts) during his first stint with the Bucks from 2009-12.

**2011-12:** Appeared in 54 games (53 starts) and averaged 9.0 points, 3.9 rebounds, 2.3 assists and 1.46 steals per game ... matched his career highs in assists (8) and steals (5) vs. ORL on 2/20 ... hit at least one trey in 12 consecutive games from 2/7 through 2/29, tying for the longest streak for the Bucks that season.

**2010-11:** Played in 49 games (40 starts) with the Bucks and averaged 11.5 points, 4.1 rebounds, 2.3 assists and 1.55 steals ... averaged 2.1 3-point field goals per game in 2010-11, which ranked fifth in the league ... set a career high with 30 points (6-11 3FG) and grabbed a season-high 11 rebounds against NYK on 3/20 ... tied his career-best 30 points (12-20 FG, 5-9 3FG) vs. SAC on 3/23 ... Bucks went 10-5 when he hit three or more 3-pointers in a game.

**2009-10:** Averaged 11.0 points, a career-best 5.3 rebounds, 2.7 assists and 1.07 steals in 75 games (career-high 66 starts) ... connected on 134 3-pointers (.367, 134-365) ... combined with Brandon Jennings (145 treys), the duo hit 279 3-pointers, the most by a pair of Bucks since Michael Redd (182) and Ray Allen (123) hit 305 in 2002-03 ... had a career-high 38 games in double-digit scoring, including eight 20+ point games ... had 16 points and a career-high 13 rebounds vs. CLE on 3/6.

**2007-08:** Appeared in all 82 games for a second straight season and averaged 9.0 points, 4.4 rebounds and 1.8 assists in his lone season with Toronto ... scored in double figures 33 times, including five 20-point games ... registered a season-high 11 rebounds to go with 10 points for his first career double-double at PHX on 12/22.

**2006-07:** Appeared in a career-high 82 games (one start) with Detroit and averaged 5.2 points, 3.2 rebounds, 1.1 assists and 16.7 minutes ... scored in double figures 13 times.

**2005-06:** Averaged 3.6 points, 1.7 rebounds and 10.7 minutes in 68 games (one start) with the Pistons.


**2004-05:** Appeared in 30 games (four starts) as a rookie with Detroit and averaged 3.9 points, 1.8 rebounds and 15.3 minutes ... played a then-career-high 41 minutes at ATL on 4/19 ... underwent arthroscopic surgery on his right knee on 12/11 and missed the following 41 games.

**PLAYOFF HISTORY ... (41 games, 7 starts)** ... Has made it to the postseason five times and has averaged 4.9 points, 2.2 boards and 1.2 assists with Detroit, Toronto, Milwaukee and Houston ... **2013:** Averaged 9.0 points, 2.4 rebounds and 2.0 assists in five games for Houston ... tied his postseason career best in assists with 4 vs. OKC on 4/27 ... also scored 11 points (3-8 3FG) in that game ... **2010:** Started all seven playoff contests for the Bucks and averaged 10.0 points, 4.0 rebounds and 2.6 assists in 32.3 minutes per game ... led the team by shooting .405 (15-37 3FG) from 3-point range ... scored a playoff-best 22 points vs. ATL on 4/26 ... **2008:** Appeared in five playoff games with the Raptors and averaged 8.6 points, 4.8 rebounds and 2.2 assists in 24.2 minutes per game ... **2007:** Played in all 16 games with the Pistons and averaged 2.3 points and 1.3 rebounds in 8.4 minutes per outing ... **2006:** In eight playoff outings with Detroit, averaged 0.6 points, 0.5 rebounds and 0.3 assists in 4.0 minutes per game.

**INTERNATIONAL CAREER** ... Competed in the 2012 Summer Olympics in London with Argentina (4th place finish) ... played a key role on Argentina's gold-medal-winning teams at the 2004 Olympics in Athens, Greece and at the 2011 FIBA Americas Tournament ... also won a bronze medal with Argentina in the 2008 Olympics in Beijing ... saw action with Argentina at the 2006 FIBA World Championships in Japan and at the 2010 FIBA World Championships in Turkey ... won a bronze medal as a member of the Argentinean Junior National Team in 2001 at the World Junior Championships ... was a member of the Argentinean Cadets National Team that claimed the 1997 and 1998 South American Championship ... began his career internationally with Reggio Calabria (2000-02) and Skipper Bologna (2002-04), scoring 27 points vs. Montepaschi Siena in the Semifinal Game of the 2004 Euroleague Championship to lead his squad to the Euroleague Final ... also played with Khimki Moscow in the Russian Superleague (2008-09), where he averaged 13.0 points, 3.6 rebounds and 2.6 assists in 10 games.

**CAREER TRANSACTIONS** ... Selected by the Detroit Pistons with the 25th overall pick in the first round of the 2003 NBA Draft ... signed with Detroit on 7/17/04 ... traded to Toronto from Detroit in exchange for a 2009 second-round draft pick and a 2011 second-round draft pick on 6/15/07 ... acquired by Milwaukee along with Roko Ukic from Toronto in exchange for Amir Johnson and Sonny Weems on 8/18/09 ... signed as an unrestricted free agent by Houston on 8/20/12 ... waived by the Rockets on 6/30/13 ... returned to the Bucks as free agent on 7/17/13.

**PERSONAL** ... Born Carlos Francisco Delfino on Aug. 29, 1982, in Santa Fe, Argentina ... was discovered by the same European team (Reggio Calabria) that discovered Manu Ginobili of the San Antonio Spurs ... applied for the 2001 NBA Draft, but withdrew his name from consideration ... was informed of his trade to Toronto as he stepped off the plane returning from his honeymoon in Hawaii ... on Twitter as @cabezadelfino.

A close-up portrait of John Henson, a young man with short dark hair and a slight smile, looking directly at the camera. The background is a dark, textured green.

JOHN HENSON

#31

POSITION: FORWARD

HEIGHT: 6-11

WEIGHT: 220

BIRTHDATE: 12/28/90

COLLEGE: NORTH CAROLINA

NBA EXPERIENCE: 2ND SEASON

DRAFTED: 2012

14TH OVERALL - MILWAUKEE

### CAREER HIGHLIGHTS

- Became the first Bucks rookie to record multiple blocks in each of his first two appearances since Dan Gadzuric did so at the start of the 2002-03 season
- Had 17 points and career-highs of 25 rebounds and 7 blocks on 4/10/13 at ORL, and that stat line was the first to hit all three of those numbers since Shaquille O'Neal did so during the 2003-04 season
- Finished 2012-13 as the only rookie to record multiple games with 18+ rebounds
- His 25 rebounds on 4/10/13 (high by an NBA rookie in 2012-13) and his 18 boards on 11/21/12 stand as the two highest single-game rebounding totals by a Bucks rookie in the last 25 seasons

### NBA REGULAR SEASON STATISTICS

Season	G-GS	MIN	FG-A	PCT	3FG-A	PCT	FT-A	PCT	OR-DR-TR	AST	STL	TO	BLK	PTS	RPG	APG	PPG
12-13 MIL	63-9	827	162-336	.482	0-3	.000	56-105	.533	116-181-297	31	19	47	42	380	4.7	0.5	6.0
TOTALS	63-9	827	162-336	.482	0-3	.000	56-105	.533	116-181-297	31	19	47	42	380	4.7	0.5	6.0

### NBA POSTSEASON STATISTICS

Season	G-GS	MIN	FG-A	PCT	3FG-A	PCT	FT-A	PCT	OR-DR-TR	AST	STL	TO	BLK	PTS	RPG	APG	PPG
2013 MIL	4-0	33	3-11	.273	0-1	.000	0-0	--	0-8-8	1	2	2	0	6	2.0	0.3	1.5
TOTALS	4-0	33	3-11	.273	0-1	.000	0-0	--	0-8-8	1	2	2	0	6	2.0	0.3	1.5

### COLLEGE STATISTICS

Season	G-GS	MIN	FG-A	PCT	3FG-A	PCT	FT-A	PCT	OR-DR-TR	AST	STL	TO	BLK	PTS	RPG	APG	PPG
09-10 UNC	33-12	586	88-181	.486	4-18	.222	32-73	.438	60-104-164	34	27	45	58	212	4.4	0.9	5.7
10-11 UNC	37-36	989	182-364	.500	1-6	.167	68-142	.479	120-254-374	30	22	76	118	433	10.1	0.8	11.7
11-12 UNC	35-34	1019	205-410	.500	0-0	--	69-135	.511	89-259-348	44	20	45	101	479	9.9	1.3	13.7
TOTALS	109-82	2594	475-955	.497	5-24	.208	169-349	.484	269-617-886	108	69	166	277	1124	8.1	1.0	10.3

### NBA CAREER HIGHS

MIN	FGM	FGA	3FGM	FTM	FTA	REBS	ASTS	STLS	BS	PTS
44	11	19	--	6	6	25	3 (3)	3 (2)	7	28
4/17/13 at OKC	4/17/13 at OKC	4/17/13 at OKC	--	4/17/13 at OKC	4/17/13 at OKC	4/10/13 at ORL	4/10/13 at ORL	4/15/13 vs. DEN	4/10/13 at ORL	4/17/13 at OKC

**2012-13 SEASON HIGHLIGHTS ...** Finished his rookie season with averages of 6.0 points, 4.7 rebounds and 0.7 blocks in 63 appearances (nine starts) ... led the Bucks in scoring three times, in rebounding eight times and in blocks nine times ... made his NBA debut 11/7 vs. MEM and finished with 3 points, 3 rebounds and 2 blocks ... posted 2 more swats in his second outing on 11/14 vs. IND, becoming the first Bucks rookie to record multiple blocks in each of his first two games since Dan Gadzuric did so at the start of the 2002-03 season ... recorded first career double-double on 11/21 at MIA with 17 points and a team-high 18 rebounds ... scored 20 points on 10-for-11 shooting vs. SAS on 1/2 ... his 90.9 FG% on was the highest by a Bucks rookie since the 1986-87 season (min. 10 FGM) ... erupted for 17 points and career-highs of 25 rebounds and 7 blocks on 4/10 at ORL ... his 25 rebounds were the high game by a rookie for the season, and his overall 17/25/7 stat line was the first to hit all three of those numbers since Shaquille O'Neal did so during the 2003-04 season ... scored a career-high 28 points in the season finale at OKC on 4/17 ... finished the season as the only rookie to record multiple games with 18+ rebounds ... his 25 rebounds on 4/10 and his 18 boards on 11/21 stand as the two highest single-game rebounding totals by a Bucks rookie in the last 25 seasons ... received 17 DNP-CDs on the year and was designated as In-active twice.

**PRO CAREER ... 2013 NBA Summer League:** Named to the All-NBA Summer League 2013 Team ... played in three games and averaged 14.7 points and 13.7 rebounds, which was good for second best in the NBA Summer League in Las Vegas.

**2012 NBA Summer League:** Appeared in four games for Milwaukee's entry in the 2012 NBA Summer League in Las Vegas, averaging 18.3 points, 6.8 rebounds, 1.5 assists and 1.5 blocks in 32.6 minutes per game ... named to the Summer League All-Star Team ... shot 53.4% from the field ... sat out Milwaukee's Summer League opener due to illness.

**PLAYOFF HISTORY ... (4 games, 0 starts) ... 2013:** Saw time in all four of Milwaukee's postseason games and averaged 1.5 points and 2.0 rebounds in 8.3 minutes per game.

**COLLEGE ...** Two-time ACC Defensive Player of the Year (2011, 2012) ... First-Team All-ACC as a junior after leading the conference in shot-blocking and rebounding ... UNC's all-time leader in blocks per game (2.56 - 12th in ACC history) and second in total swats (279 - 11th in ACC) behind Brendan Haywood ... registered double-doubles in 27 of his last 45 games ... had a career-high nine blocks on the aircraft carrier against Michigan State, tying the second-most ever by a Tar Heel ... became the 67th Tar Heel to score 1,000 points and the 18th to grab 800 rebounds ... finished his career ranked 11th in UNC history with 885 rebounds ... tied for eighth in UNC history in point/rebound double-doubles ... **2011-12:** Averaged 13.7 points, 9.9 rebounds and 2.9 blocks (12th in the nation) in 29.1 minutes per game ... joined Jackie Manuel (2004, 2005) as the only Tar Heel to repeat on league's all-defensive team ... joined Duke's Sheldon Williams (2005, 2006) as the only repeat winners of the ACC Defensive Player of the Year Award ... a CBSSports.com Third Team All-American and Second-Team NABC All-District selection ... posted a season-best 17 boards twice - vs. Wisconsin on 11/30 and vs. Duke on 2/8 ... **2010-11:** Averaged 11.7 points and an ACC-leading 3.2 blocks (7th in the nation) ... ranked second in the conference in rebounding (10.1 rpg) ... named the top defensive player in the country by FoxSports.com and Yahoo! Sports ... chosen as the ACC Defensive Player of the Year ... a USBWA All-District selection ... shot 50.6% from the floor in ACC games, fourth-best in the league ... pulled down a career-high 18 boards vs. Duke in the ACC final on 3/13 ... posted 18 double-doubles (ranking 11th nationally), including nine straight from 2/27-3/25, the longest streak by a Tar Heel since Billy Cunningham had 10 in a row in 1965 ... averaged 14.0 points, 10.5 rebounds and 3.8 blocks in the four NCAA Tournament games ... **2009-10:** Averaged 5.7 points, 4.4 rebounds and 1.6 blocks in 15.8 minutes per game ... blocked 35 shots in the last 15 games.

**CAREER TRANSACTIONS ...** Selected by the Bucks with the 14th overall pick in the 2012 NBA Draft ... signed his first NBA contract with Milwaukee on 7/10/12.

**PERSONAL ...** Born John Allen Henson on 12/28/90, in Greensboro, N.C. ... son of Matt and Annette Henson ... 2009 McDonald's All American ... has lived in seven different states already in his life ... his father played basketball at Norfolk State ... grew six inches over his sophomore and junior year of high school ... entered UNC at just 185 pounds ... is an avid fisherman in his spare time ... for a Bucks Summer Experience in 2013, he went on a fishing trip with two Bucks fans on Lake Michigan ... a big football fan, Henson visited Lambeau Field as part of a Bucks event in 2012 ... his sister, Amber Henson, plays for Duke's women's basketball team ... his biggest superstition is to "knock on wood" ... on Twitter as @\_John\_Henson\_.

ERSAN ILYASOVA

#7

POSITION: FORWARD  
 HEIGHT: 6-10  
 WEIGHT: 235  
 BIRTHDATE: 5/15/87  
 FROM: TURKEY  
 NBA EXPERIENCE: 6TH SEASON  
 DRAFTED: 2005  
 36TH OVERALL - MILWAUKEE

**CAREER HIGHLIGHTS**

- Has finished the last two seasons among the NBA's top-5 in 3-point shooting: 44.4% (4th) in 2012-13 and 45.5% (2nd) in 2011-12, all while playing less than 30 minutes per game
- Became just the third player in Bucks history (along with Kareem Abdul-Jabbar and Swen Nater) to record a 25/25 game when he erupted for 29 points and a career-high 25 rebounds on 2/19/12 at NJN
- Awarded NBA Player of the Week honor for games played March 5/11, 2012 after averaging 25.0 points and 10.8 rebounds in four games while shooting 63.8% from the field, 66.7% from behind the arc and 90.0% from the free-throw line

**NBA REGULAR SEASON STATISTICS**

Season	G-GS	MIN	FG-A	PCT	3FG-A	PCT	FT-A	PCT	OR-DR-TR	AST	STL	TO	BLK	PTS	RPG	APG	PPG
06-07 MIL	66-14	973	139-363	.383	54-148	.365	70-89	.787	58-131-189	49	27	51	17	402	2.9	0.7	6.1
09-10 MIL	81-31	1898	323-729	.443	81-241	.336	113-158	.715	157-360-517	84	53	71	23	840	6.4	1.0	10.4
10-11 MIL	60-34	1505	221-507	.436	36-121	.298	93-104	.894	105-260-365	56	51	63	24	571	6.1	0.9	9.5
11-12 MIL	60-41	1655	294-597	.492	51-112	.455	143-183	.781	196-333-529	71	42	76	44	782	8.8	1.2	13.0
12-13 MIL	73-54	2012	371-803	.462	95-214	.444	125-157	.796	154-366-520	117	68	75	36	962	7.1	1.6	13.2
TOTALS	340-174	8043	1348-2999	.449	317-836	.379	544-691	.787	670-1450-2120	377	241	336	144	3557	6.2	1.1	10.5

**D-LEAGUE REGULAR SEASON STATISTICS**

Season	G-GS	MIN	FG-A	PCT	3FG-A	PCT	FT-A	PCT	OR-DR-TR	AST	STL	TO	BLK	PTS	RPG	APG	PPG
05-06 TUL	46-19	1297	218-536	.407	68-196	.347	70-99	.707	60-264-324	46	33	90	38	574	7.0	1.0	12.5
TOTALS	46-19	1297	218-536	.407	68-196	.347	70-99	.707	60-264-324	46	33	90	38	574	7.0	1.0	12.5

**NBA POSTSEASON STATISTICS**

Season	G-GS	MIN	FG-A	PCT	3FG-A	PCT	FT-A	PCT	OR-DR-TR	AST	STL	TO	BLK	PTS	RPG	APG	PPG
2010 MIL	7-0	156	24-50	.480	5-14	.357	15-18	.833	21-32-53	3	5	10	1	68	7.6	0.4	9.7
2013 MIL	4-4	117	20-46	.435	4-10	.400	2-2	1.00	10-19-29	7	5	6	1	46	7.3	1.8	11.5
TOTALS	11-4	274	44-96	.458	9-24	.375	17-20	.850	31-51-82	10	10	16	2	114	7.5	0.9	10.4

**NBA CAREER HIGHS**

MIN	FGM	FGA	3FGM	FTM	FTA	REBS	ASTS	STLS	BS	PTS
44 (2)	14	23	6	8 (4)	12	25	6 (2)	4 (5)	2 (33)	32
2/19/13	3/7/12	2/19/12	4/12/13	12/26/12	3/31/12	2/19/12	11/27/10	3/28/13	4/3/13	3/7/12
at BKN	vs. CHI	at NJN	at ATL	vs. BKN	vs. MEM	at NJN	vs. CHA	vs. LAL	vs. MIN	vs. CHI

**2012-13 SEASON HIGHLIGHTS ...** Averaged a career-best 13.2 points along with 7.1 rebounds and 1.6 assists in 27.6 minutes per game ... shot 44.4% from three to rank fourth in the league, his second straight season among the league's top-5 3-point shooters ... averaged 15.7 points and 8.2 rebounds per game while shooting 46.8% from three from 1/1 through the end of the season ... scored in double figures 44 times, including 17 games with 20+ points and one 30-point outing ... recorded 20 games with 10+ rebounds and 18 double-doubles ... missed eight games due to injury and received one DNP-CD ... scored a season-high 30 points at CLE on 1/25 ... connected on a career-best 6 3-pointers at ATL on 4/12 ... hit at least two 3-pointers in eight consecutive games from 1/19-2/2, the longest such streak of his career and the longest for the Bucks since Charlie Bell had an eight-game run during the 2005-06 season ... had back-to-back 27-point/14-rebound performances at POR on 1/19 and vs. PHI on 1/22 ... finished the season ranked among the Bucks' all-time leaders in 3-pointers made (8th), attempted (8th) and career 3-point percentage (10th).

**PRO CAREER** ... **2011-12:** Appeared in 60 games (41 starts) and averaged career-highs in rebounds per game (8.8, 18th in NBA) and 3P% (.455, second in NBA; fifth-highest single-season mark in Bucks franchise history, and the highest since the 2003-04 season) ... first player to average 12+ points and 8+ rebounds in fewer than 28 mpg since Arvydas Sabonis in 1995-96 ... had a team-high 20 double-doubles ... led the Bucks in rebounding 31 times and in blocks on 16 occasions ... grabbed at least one offensive rebound in each of the season's final 51 games, the longest streak of his career and the second-longest in the NBA in 2011-12 ... had 29 points and a career-high 25 rebounds on 2/19 at NJN, becoming just the third player in Bucks franchise history (along with Kareem Abdul-Jabbar and Swen Nater) to record a 25/25 game ... his 13 offensive rebounds on 2/19 were the most by a Bucks player in over 25 years and just two shy of Nater's Eastern record ... scored the game-winning basket on a tip-in with 2.2 seconds remaining in the Bucks win over WAS on 2/28 ... named franchise Conference Player of the Week for games played from 3/5-11 after averaging 25.0 points and 10.8 rebounds while shooting 63.8% from the field and 66.7% from three during a 3-1 week ... included in the week was a career-high 32-point effort vs. Chicago on 3/7 ... missed five games with four separate injuries throughout the season.

**2010-11:** Saw action in 60 games (34 starts) and averaged 9.5 points and 6.1 rebounds in 25.1 minutes per game ... shot 43.6% from the field and a career-high 89.4% from the free throw line ... tied his career-high with 6 assists against CHA on 11/27 and tied his career-high 4 steals on two occasions ... led the team in scoring twice, rebounding 11 times and steals 14 times ... missed 21 games from 2/26 through 4/6 while sidelined with a concussion ... missed one game on 2/16 with a right eye contusion.

**2009-10:** Appeared in 81 games (31 starts) with the Bucks and averaged 10.4 points, 6.4 rebounds and 1.0 assists per game while shooting 44.3% from the field ... ranked third on the team with 81 3-pointers (81-241) ... led the team in scoring six times and rebounds 15 times ... scored in double-digits 38 times, including six games over 20 points ... produced 19 points and grabbed 10 rebounds while handing out a career-high 6 assists against WAS on 3/3 ... missed the game on 3/26 due to the flu.

**2006-07:** Appeared in 66 games (14 starts) for the Bucks ... averaged 6.1 points and 2.9 rebounds on the season in 14.7 minutes per game ... became the youngest player to appear in a game for the Bucks when he took the court on 11/1 in DET (19 years, 170 days) ... also became the youngest Buck to start a game on 11/18 vs IND (19 years, 187 days) ... scored his first NBA points on 11/4 vs. SAC (4 points on a 4-4 night from the charity stripe) ... scored his first career NBA field goal the next night on 11/6 in CHI (4 points on 2-3 FG) ... scored 22 points on 1/17 vs. CHI along with 9 rebounds ... had 16 DNP-CDs.


**2005-06:** Assigned to Tulsa of the NBA Development League on 11/13 ... appeared in 46 games (19 starts) for the 66ers ... averaged 12.5 points, a team-high 7.0 rebounds and 1.0 assist in 28.2 minutes per game ... led the team and finished seventh in the D-League in rebounds ... blocked a league-high 9 shots vs Fort Worth on 3/3 ... scored a season-high 28 points at Roanoke on 4/1.

**PLAYOFF HISTORY ... (11 games, 4 starts) ... 2013:** Averaged 11.5 points and 7.3 rebounds in four games (four starts) ... set post-season career highs in points (21 at MIA 4/23, off of 9 FGM, also a playoff career high), assists and steals (4 and 3, respectively vs. MIA on 4/25) ... **2010:** Averaged 9.7 points and 7.6 rebounds while shooting 48.0% from the field in 22.4 minutes ... had a double-double with 13 points and 15 rebounds in Game 2 at ATL on 4/20 ... recorded a second double-double with 13 points and 11 rebounds in Game 7 at Atlanta on 5/2.

**INTERNATIONAL CAREER** ... Played for the host country, Turkey, at the 2010 FIBA World Championships ... grew up playing for Ulker Spor Kulubu Istanbul (Turkey) youth team ... has been a member of the Turkish Cadets National Team and the Turkish Junior National Team ... **2011 Offseason:** Appeared in eight games for Anadolu Efes in the Turkish Basketball League, averaging 13.4 points, 6.8 rebounds and 1.4 steals per contest while shooting 43.5 percent from behind the arc ... also appeared in eight Euroleague games with Anadolu Efes, averaging 9.5 points, 5.5 rebounds, 1.5 steals and 1.5 blocks ... **2008-09:** Appeared in 31 games with Regal FC Barcelona of the Spanish League and averaged 10.5 points on 52.3% FG shooting and 45.6% on 3FG ... contributed 7.6 rebounds and 1.1 steals with Barcelona while logging in for 22.3 mpg ... played in 22 games with Regal FC Barcelona in Euroleague play ... averaged 10.5 points and 7.0 rebounds in Euroleague competition ... shot 48.6% from the field and 40.3% from three-point range in Euroleague ... scored a season-best 30 points on 2/12 while shooting 6-7 on 3-pointers ... grabbed a season-high 15 rebounds on 10/26 ... **2007-08:** Appeared in 33 games with Regal FC Barcelona of the Spanish League and averaged 6.2 points, 2.9 rebounds and shot 44.4 percent on 2FG and 38.7 percent on 3FG ... played 22 Euroleague games and averaged 6.1 points and 4.7 rebounds in 18.0 minutes per game ... **2004-05:** Averaged 3.9 points and 3.5 rebounds in 12.4 minutes per game for Ulker in the Turkish League and 1.6 points in six games for Ulker in the Euroleague ... had season highs in points (16) and minutes (27) vs Raks ITU ... won the 2005 Turkish National Cup with Ulker Spor Kulubu Istanbul ... **2003-04:** Played for Yesilyurt Istanbul in the Turkish second division ... **2004 European Championship for Junior Men (U-18):** Averaged 17.4 points, 9.0 rebounds and 1.0 steal in 25.8 minutes over five games ... shot 14-32 (.438) from 3-point range ... posted 27 points and 15 rebounds vs Slovenia, recording 2 blocks and 2 steals ... had 22 points vs Lithuania and 21 vs. Poland ... **2003 European Championship for Cadets (U-16):** Team won the Silver medal ... averaged 20.5 points, 10.0 rebounds and 3.3 steals in 26.0 minutes over four contests in the Challenge Round ... had 31 points, 7 rebounds and 5 steals vs. Latvia in 23 minutes ... had 26 points, 11 rebounds, 4 steals and 2 blocks vs France ... totaled 13 points and 15 rebounds vs. Israel and 12 points in 12 minutes vs Poland.

**CAREER TRANSACTIONS** ... Selected by the Milwaukee Bucks with the 36th overall pick in the second round of the 2005 NBA Draft ... signed with the Bucks on 8/23/05 ... assigned to Tulsa of the NBA Development League on 11/13/05 ... signed with the Bucks on 7/23/09 ... re-signed with Milwaukee on 7/12/12.

**PERSONAL** ... Born in Turkey ... began playing professional basketball at the age of 15 ... has one sister ... speaks multiple languages fluently ... his favorite type of food is Italian and steak ... loves to eat his grandpa's old, Turkish cooking ... his favorite sport other than basketball is baseball, and he also loves swimming ... when he was in his early teens, he participated in track, running the 400 meters and other short distances ... claims to be a "master" of PlayStation 2 ... loves classical music ... his favorite music performer is Sarah Brightman ... lists "Lord of the Rings: The Return of the King" as his favorite movie.



BRANDON KNIGHT

#11

POSITION: GUARD  
 HEIGHT: 6-3  
 WEIGHT: 189  
 BIRTHDATE: 12/2/91  
 COLLEGE: KENTUCKY  
 NBA EXPERIENCE: 3RD SEASON  
 DRAFTED: 2011  
 6TH OVERALL - DETROIT

**CAREER HIGHLIGHTS**

- Named to the All-Rookie First Team in 2011-12
- Member of Team Chuck (Charles Barkley) at the BBVA Rising Stars Challenge at NBA All-Star 2013 in Houston
- Member of Team Shaq at the BBVA Rising Stars Challenge at NBA All-Star 2012 in Orlando
- Became the first NBA rookie since Steve Francis (11/29/99) to record 20+ points, 10+ assists and no turnovers when he scored 23 points and dished out 10 assists vs. SAC on 2/17/12

**NBA REGULAR SEASON STATISTICS**

Season	G-GS	MIN	FG-A	PCT	3FG-A	PCT	FT-A	PCT	OR-DR-TR	AST	STL	TO	BLK	PTS	RPG	APG	PPG
11-12 DET	66-60	2129	319-769	.415	105-276	.380	104-137	.759	33-178-211	251	49	171	10	847	3.2	3.8	12.8
12-13 DET	75-75	2365	357-878	.407	120-327	.367	165-225	.733	54-193-247	303	58	205	8	999	3.3	4.0	13.3
TOTALS	141-135	4494	676-1647	.410	225-603	.373	269-362	.743	87-371-458	554	107	376	18	1846	3.2	3.9	13.1

**NBA CAREER HIGHS**

MIN	FGM	FGA	3FGM	FTM	FTA	REBS	ASTS	STLS	BS	PTS
47	12	23	5 (5)	10	11	10	12	3 (7)	2	32
12/14/12 at BKN	1/27/13 at ORL	2/3/12 vs. MIL	1/27/13 at ORL	1/20/12 vs. MEM	1/20/12 vs. MEM	1/13/12 at CHA	11/16/12 vs. ORL	2/3/13 vs. LAL	3/30/12 at CHI	2/27/13 at WAS

**2012-13 HIGHLIGHTS** ... Appeared in 75 games (all starts) and averaged career highs in points (13.3), rebounds (3.3) and assists (4.0) in 31.5 minutes per game ... led the team in scoring 27 times and in assists 21 times ... scored 10+ points 49 times and led the team in 20-point games (20) and 30-point games (three) ... recorded three points/assists double-doubles ... scored career-high 32 points at WAS on 2/27 and grabbed season-high 7 rebounds three times ... dished out career-high 12 assists vs. ORL on 11/16 and played a career-high 47 minutes at BKN on 12/14 ... also tied career-high 3 steals three times ... became the first Pistons draft pick to record 200 3-pointers in his first two seasons (225) and the first Pistons draft pick to make 100+ 3-pointers in each of his first two seasons ... recorded his 500th career assist at SAS on 3/3 and his 100th career steal at TOR on 4/1 ... averaged 16.0 points in Pistons wins and 11.6 in losses ... enjoyed his best offensive month of the season in December when he averaged 15.0 points ... selected as a member of Team Chuck (Charles Barkley) at the BBVA Rising Stars Challenge at NBA All-Star 2013 in Houston and tallied 10 points, 4 rebounds and 6 assists ... missed three games with a hyperextended right knee and four games with a left ankle sprain.

**PRO CAREER** ... **2011-12:** Appeared in all 66 games (60 starts) and averaged 12.8 points, 3.2 rebounds, 3.8 assists and 0.7 steals in 32.3 minutes per game ... among NBA league leaders, ranked T21 in 3FGM (105) ... among NBA rookie leaders, ranked second in scoring (12.8 ppg), fourth in assists (3.8 apg), tied for seventh in steals per game (0.7), sixth in field goal percentage (.415), third in 3-point field goal percentage (.380), sixth in free-throw percentage (.759) and first in minutes per game (32.3) ... was the only Piston to have 10 or more assists in a game ... recorded three double-doubles (one points/rebound and two points/assists) ... scored then-career-high 28 points vs. CLE on 4/17 ... grabbed career-high 10 rebounds at CHA on 1/13 and dished out then-career-high 11 assists at SAC on 3/14 ... recorded career-high 3 steals four times ... blocked a career-high 2 shots at CHI on 3/30 ... became the first NBA rookie since Steve Francis (11/29/99) to record 20-plus points, 10-plus assists and no turnovers when he scored 23 points and dished out 10 assists vs. SAC on 2/17 ... led the Pistons in 3-pointers made (105) - the most made by a rookie in Pistons history and the second most by any rookie in 2011-12 behind Klay Thompson of the Golden State Warriors ... scored 23 points in his second game as a pro vs. CLE on 12/28 - the most by a Piston rookie in one of his first two games since Grant Hill in 1994 ... his 847 points were the second-most by a Pistons rookie since the 1985-86 season ... his 12.8 ppg was the fourth highest average by a Pistons rookie since the 1980-81 season ... his 11 games with 20-plus points were the second-most by a Pistons rookie since the 1993-94 season ... was selected as a member of Team Shaq of the BBVA Rising Stars Challenge at NBA All-Star 2012 in Orlando and tallied 22 points, 2 rebounds, 7 assists and 1 steal ... finished eighth in the 2012 NBA Rookie-of-the-Year balloting ... enjoyed his best offensive month in April when he averaged 13.6 points (.465 FG, .431 3FG, .815 FT), 3.0 rebounds and 4.1 assists in 30.3 minutes per game.

**COLLEGE** ... Named NCAA East Region All-Tournament Most Outstanding Player as Kentucky reached the Final Four for the first time since 1998 ... selected second team All-SEC after setting Kentucky freshman records in scoring (657 points) and 3-point field goals made (87) ... was an All-SEC Freshman Team selection and a fifth team All-America selection by FoxSports.com ... named first team All-SEC by the coaches and second team All-SEC by the media ... **2010-11:** Averaged 17.3 points, 4.0 rebounds, 4.2 assists and 35.9 minutes in 38 games ... had more 20-point games (14) than any Wildcat freshman in school history ... connected on 3+ 3-point field goals in 16-of-38 games ... in NCAA Tournament play, scored 17 points, grabbed 8 rebounds and dished out 5 assists vs. Connecticut in the championship semifinal ... led the club with 22 points, 7 rebounds and 4 assists in a victory over North Carolina in the Elite Eight ... hit his second game-winning shot of the NCAA Tournament with a jumper vs. Ohio State at the 5.4-second mark in the Sweet 16 - a 62-60 Wildcats win ... scored a career-high 30 points vs. West Virginia in the third round.

**CAREER TRANSACTIONS** ... Selected by the Detroit Pistons in the first round (8th overall) of the 2011 NBA Draft ... traded by the Pistons to the Bucks along with Khris Middleton and Viacheslav Kravtsov in exchange for Brandon Jennings on 7/31/13.

**PERSONAL** ... Son of Efreem and Tonya Knight ... chose Kentucky over Connecticut, Florida, Kansas, Miami and Syracuse ... led Pine Crest High School to four state title games, winning championships in 2008 and 2009 ... was a McDonald's All-American, Jordan Brand All-American and member of the U.S. Junior National Select team at the high school level ... was selected as the 2009-10 Gatorade High School Athlete of the Year as a senior and the 2008-09 Gatorade National Boys Basketball High School Player of the Year as a junior ... ranks second on Florida high school basketball scoring charts with 3,515 career points ... held a 4.3 GPA in high school ... on Twitter as @BrandonKnight07.



O.J. MAYO  
#00

POSITION: GUARD  
HEIGHT: 6-5  
WEIGHT: 200  
BIRTHDATE: 11/5/87  
COLLEGE: USC  
NBA EXPERIENCE: 6TH SEASON  
DRAFTED: 2008  
3RD OVERALL - MINNESOTA

**CAREER HIGHLIGHTS**

- Named to the NBA's All-Rookie First Team in 2009
- Finished second in Rookie of the Year voting to Derrick Rose after the 2008-09 season in which he averaged 18.5 points, 3.8 rebounds, 3.2 assists and 38.0 minutes in 82 games (82 starts).
- Was NBA Rookie of the Month two times (November 2008 and April 2009)
- Selected to participate in the T-Mobile Rookie Challenge at NBA All-Star Weekend in Dallas in 2009 and Phoenix in 2008
- Grabbed his 1,000th career rebound at LAL on 10/30/12
- Dished his 1,000th career assist vs. PHX on 1/27/13
- Has only missed 11 games in his five-year career (played in 383 of a possible 394 contests)

**NBA REGULAR SEASON STATISTICS**

Season	G-GS	MIN	FG-A	PCT	3FG-A	PCT	FT-A	PCT	OR-DR-TR	AST	STL	TO	BLK	PTS	RPG	APG	PPG
08-09 MEM	82-82	3120	562-1283	.438	145-378	.384	247-281	.879	56-252-308	262	91	226	13	1516	3.8	3.2	18.5
09-10 MEM	82-82	3113	542-1183	.458	136-355	.383	212-262	.809	61-250-311	242	98	176	17	1432	3.8	3.0	17.5
10-11 MEM	71-17	1869	304-747	.407	96-264	.364	99-131	.756	35-135-170	145	73	99	26	803	2.4	2.0	11.3
11-12 MEM	66-0	1771	300-736	.408	100-275	.364	133-172	.773	30-180-210	169	71	124	23	833	3.2	2.6	12.6
12-13 DAL	82-82	2913	461-1026	.449	142-349	.407	191-233	.820	36-255-291	361	93	209	23	1255	3.5	4.4	15.3
TOTALS	383-263	12786	2169-4975	.436	619-1621	.382	882-1079	.817	218-1072-1290	1179	426	834	102	5839	3.4	3.1	15.2

**NBA POSTSEASON STATISTICS**

Season	G-GS	MIN	FG-A	PCT	3FG-A	PCT	FT-A	PCT	OR-DR-TR	AST	STL	TO	BLK	PTS	RPG	APG	PPG
10-11 MEM	13-2	362	52-134	.388	20-49	.408	23-29	.793	10-31-41	31	11	17	4	147	3.2	2.4	11.3
11-12 MEM	7-0	163	17-62	.274	7-24	.292	21-27	.778	2-23-25	15	9	18	1	62	3.6	2.1	8.9
TOTALS	20-2	525	69-196	.352	27-73	.370	44-56	.786	12-54-66	46	20	35	5	209	3.3	2.3	10.5

**NBA CAREER HIGHS**

MIN	FGM	FGA	3FGM	FTM	FTA	REBS	ASTS	STLS	BS	PTS
52	17	26	7	12	13	16	13	5	2 (11)	40 (2)
12/27/08	11/1/09	12/8/12	11/3/12	1/16/13	1/16/13	2/9/09	3/6/13	12/28/12	3/15/12	12/8/12
at SAS	at DEN	at HOU	vs. CHA	vs. HOU	vs. HOU	vs. NOH	vs. HOU	vs. DEN	vs. CLE	at HOU

**2012-13 SEASON HIGHLIGHTS** ... Averaged 15.3 points, 3.5 rebounds, 4.4 assists, 1.1 steals and 35.5 minutes in 82 games (all starts) ... was the only Maverick to appear in all 82 games ... notched one 40-point game and four games with 30+ points (3-1 record) ... led the team in scoring 25 times and assists 25 times (includes ties) ... shot 56.8% (42-74 3FGs) from 3-point range through the first 13 games of the season ... grabbed his 1,000th career rebound at LAL (10/30/12) ... in home opener vs. CHA on 11/3, scored a game-high 30 points (10-17 FGs, 7-10 3FGs) to go with 6 rebounds and 3 assists in 32 minutes ... made a career-high 7 3-pointers vs. CHA on 11/3 ... scored 30+ points in consecutive games for the 4th time in his career but the first since February 2009 (33 at WAS 2/2/09; 32 vs. HOU 2/4/09) ... became the first Maverick other than Dirk Nowitzki to score 30+ points in two straight games since Josh Howard did it in March 2008 ... scored 20+ points in five consecutive games from 11/3-10 (averaging 25.8 ppg in span), marking just the second time in his career that he recorded 20+ points in five straight outings (also 11/22-11/29/08) ... scored all 11 of Dallas' points in OT vs. GS on 11/19; prior to Mayo, the last player to score all of his team's points in an OT period (at least 10 points) was OKC's Russell Westbrook at NJ on 12/1/10 ... scored a career-high-tying 40 points (15-26 FGs, 6-9 3FGs, 4-4 FTs), including 16 in first quarter and 16 in fourth quarter (10 in the last 3 minutes) at HOU on 12/8 ... only one other Mavs starting guard in the last 18 seasons had scored 40+ points in a game: Michael Finley had 42 at DET (11/27/02) ... dished out his 1,000th career assist at the 9:22 mark of the third quarter vs. PHX on 1/27.



**PRO CAREER ... 2011-12:** Averaged 12.6 points, 3.2 rebounds, 2.6 assists, 1.1 steals and 26.8 minutes in 66 games ... led Memphis in 3-pointers made (100) for the fourth consecutive season ... was the only Grizzlies player to appear in every game ... ranked second in scoring among NBA players without a single start during the season ... scored in double figures in the fourth quarter seven times, with the Grizzlies going 6-1 in those games ... had a season-high 24 points to go with 3 rebounds and 3 assists in 29 minutes at MIL on 3/31 ... scored 20+ points in consecutive games from 3/31-4/2 for the first time since 11/3-5/10 ... led the team in scoring in a career-high four consecutive games from 3/31-4/4, averaging 20.5 points in those tilts ... dishd a season-high 8 assists and made the clinching 3-pointer with 57.0 seconds remaining at DEN on 3/11, guiding MEM to its first win at the Pepsi Center since 11/28/06 ... served as the closer in three wins in January, with double digit scoring in fourth quarters at MIN on 1/4, at NOH on 1/18 and vs. DEN on 1/31 ... scored 17 of his 20 points in 4th quarter in a win over UTA on 4/14, the most points in any single quarter by a Grizzlies player in 2011-12.

**2010-11:** Averaged 11.3 points, 2.4 rebounds, 2.0 assists and 26.3 minutes in 71 games (17 starts) ... led the team in 3-pointers made (96) for the third consecutive season ... MEM posted a 32-22 record when using Mayo off the bench, as he directly contributed to the reserves averaging 27.4 points one season after averaging 20.0 points ... came off the bench for the first time in his career vs. MIA on 11/20, ending his consecutive start streak of 177 consecutive games, which was the NBA's third-longest active streak behind Derek Fisher and Luis Scola ... had nine games with 20+ points and 43 games with 10+ points ... had a season-high 29 points to go with 7 rebounds, 5 assists, 3 steals and 1 block in 40 minutes vs. MIN on 10/30 ... after playing 198 straight games to start his career, missed his first NBA game vs. OKC on 1/4 due to bronchitis ... missed 10 games from 1/28-2/13 due to a league suspension.

**2009-10:** Started all 82 games, averaging 17.5 points, 3.8 rebounds, 3.0 assists, 1.2 steals and 38.0 minutes while shooting 45.8% from the field, 38.3% from 3-point range and 80.9% from the line ... among NBA leaders, ranked 10th in minutes (38.0) ... selected to the T-Mobile Rookie Challenge at NBA All-Star Weekend in Dallas for the second consecutive season, recording 8 points and a game-high 10 assists ... scored career-high 40 points (17-25 FGs, 4-8 3FGs, 2-2 FTs) in 38 minutes at DEN on 11/1, the first 40-point game in franchise history without a turnover.

**2008-09:** Runner-up to the Chicago Bulls' Derrick Rose for the 2008-09 NBA Rookie of the Year Award after leading all first-year players in scoring (18.5 points, 28th in the NBA) and minutes (38.0, 11th) ... became the first Grizzlies player since Pau Gasol in 2001-02 to win the NBA T-Mobile Western Conference Rookie of the Month Award twice, earning the honor in Oct./Nov. 2008 and April 2009 ... set Grizzlies franchise rookie records in total points (1,516), FGM (562), FGA (1,283), total minutes (3,210), 3FG% (.384) and FT% (.879), which also broke the overall franchise record (.873) set by Brian Cardinal in 2004-05 ... ranked in the top-10 among NBA rookies in scoring (1st), minutes (1st), assists (3.2, 5th), steals (1.1, 3rd), 3-pointers made (145, 2nd), 3FG% (6th) and FT% (2nd) ... scored 10+ points in each of his first 25 games, which was the NBA's longest streak to start a career since David Robinson (77) in 1989-90 ... recorded 12 points and a team-best three steals in the NBA T-Mobile Rookie Challenge at All-Star Weekend in Phoenix on 2/13 ... finished as runner-up to OKC's Kevin Durant in the GEICO H-O-R-S-E competition during All-Star weekend on 2/14 ... grabbed a career-high 16 rebounds to go with 22 points (7-17 FGs, 1-4 3FGs, 7-8 FTs) and 5 assists vs. NOH on 2/9 ... dishd a season-high 10 assists at GSW on 3/30.

**PLAYOFF HISTORY ... (20 games, 2 starts) ...** Holds career playoff averages of 10.5 points, 3.3 rebounds, 2.3 assists, 1.0 steals and 26.3 minutes ... **2012:** In seven First Round games vs. LAC, averaged 8.9 points, 3.6 rebounds, 2.1 assists, 1.3 steals and 23.3 minutes ... had a playoff career-high 20 points to go with 4 rebounds and 2 steals in 24 minutes in Game 2 vs. LAC ... **2011:** Averaged 11.3 points, 3.2 rebounds and 2.4 assists in 27.8 minutes in 13 postseason games (2 starts) as the Grizzlies advanced to the Western Conference Semifinals for the first time in franchise history ... led the team in 3-pointers made (20) and 3FG% (.408) ... became the franchise's all-time postseason leader in 3-point field goals made ... scored a postseason-high 18 points in Games 3 and 4 of the Western Conference Semifinals vs. OKC.

**COLLEGE ...** In lone season at USC (2007-08), led team in scoring (20.7 points, 2nd in Pac-10), assists (3.3, 10th) and steals (1.6, 6th) and was a finalist for the Naismith and Wooden Awards in 2007-08 ... earned First Team All-Pac-10 and All-Freshman honors ... set school freshman single-season records for scoring average, points scored (684) and 3-pointers made (88) ... his 20.7 ppg was the best ever for a USC freshman and trails just Shareef Abdur-Rahim of California (21.1, 1995-96) for the Pac-10 freshman record ... recorded five games with 30+ points, including a career-high 37 points at Arizona on 3/1/08 ... in his collegiate debut, tallied 32 points vs. Mercer on 11/10/07 to set a school freshman debut record and a Galen Center record for points in a game ... totaled 20 points vs. Michael Beasley's Kansas State Wildcats in the first round of the 2008 NCAA Tournament on 3/20/08.

**CAREER TRANSACTIONS ...** Selected by Minnesota in the first round (third overall pick) of the 2008 NBA Draft ... draft rights traded along with Greg Buckner, Marko Jaric and Antoine Walker to Memphis in exchange for Brian Cardinal, Mike Miller, Jason Collins and the draft rights to Kevin Love on 6/26/08 ... signed by Dallas as a free agent on 7/18/12 ... signed by Milwaukee as a free agent on 7/13/13.

**PERSONAL ...** Full name is Ovinton J'Anthony Mayo ... parents are Alisha Mayo and Kenny Ziegler, who also played basketball at Huntington High School (W.V.) ... was given the name of Ovinton after his grandfather of the same name ... widely regarded as the top high school recruit of 2007, led Huntington High School to a 25-2 record, a third-straight state title and the highest-ever national ranking (No. 3) for a Mountain State team ... named EA Sports National High School Boys Basketball Player of the Year and was a First-Team selection for an unprecedented third consecutive season ... his list of honors includes being named a McDonald's All-American, a Parade All-American three times and a three-time member of USA Today's All-USA basketball team ... named Ohio's Mr. Basketball as a junior and a sophomore, becoming only the second sophomore to earn the honor (LeBron James is the other) ... competed for the varsity squad as a seventh and eighth grader for Rose Hill Christian School, averaging 20.5 points as an eighth grader and 23.2 points as a seventh grader ... along with Mike Conley and Rudy Gay, co-hosted the 2009 Staxtacular fundraiser benefiting the Stax Music Academy ... distributed 100 pairs of athletic shoes to children as part of the Refugee Empowerment Program in January 2010 ... a former Boys & Girls Club member as a youth, was the keynote speaker at the 39th Annual Steak 'n Burger benefiting the Boys & Girls Club of Greater Memphis in March 2010 ... brother, Todd, plays guard for the Marquette Golden Eagles ... business major at USC, scoring in the 95 percentile on the ACT ... wore the number 32 starting in the fifth grade in honor of Hall of Famer Magic Johnson ... made his first dunk in the seventh grade at a small YMCA gym in West Virginia ... favorite meal is spaghetti and meatballs ... on Twitter as @JuiceMayo32.

KHRIS MIDDLETON  
#22

POSITION: FORWARD  
HEIGHT: 6-7  
WEIGHT: 215  
BIRTHDATE: 8/12/91  
COLLEGE: TEXAS A&M  
NBA EXPERIENCE: 2ND SEASON  
DRAFTED: 2012  
39TH OVERALL - DETROIT

### CAREER HIGHLIGHTS

- Set career high of 14 points vs. DAL on 3/8/13
- Scored 10 or more points eight times as a rookie in 2012-13
- Averaged 8.1 points and 3.0 rebounds while shooting 53% (27-51) from the field in April of 2013 - his best offensive month of the season

### NBA REGULAR SEASON STATISTICS

Season	G-GS	MIN	FG-A	PCT	3FG-A	PCT	FT-A	PCT	OR-DR-TR	AST	STL	TO	BLK	PTS	RPG	APG	PPG
12-13 DET	27-0	475	62-141	.440	14-45	.311	27-32	.844	4-46-50	28	15	11	4	165	1.9	1.0	6.1
TOTALS	27-0	475	62-141	.440	14-45	.311	27-32	.844	4-46-50	28	15	11	4	165	1.9	1.0	6.1

### COLLEGE STATISTICS

Season	G	MIN	FG-A	PCT	3FG-A	PCT	FT-A	PCT	OR-DR-TR	AST	STL	TO	BLK	PTS	RPG	APG	PPG
09-10 TA&M	34	710	79-190	.416	33-102	.324	54-72	.750	41-84-125	37	29	41	10	245	3.7	1.1	7.2
10-11 TA&M	33	978	159-353	.450	39-108	.361	116-148	.784	64-108-172	93	39	89	2	473	5.2	2.8	14.3
11-12 TA&M	20	575	102-246	.415	20-77	.260	39-52	.750	26-73-99	45	19	43	5	263	5.0	2.3	13.2
TOTALS	87	2263	340-789	.431	92-287	.321	209-272	.768	131-265-396	175	87	173	17	187	4.6	2.0	11.3

### NBA CAREER HIGHS

MIN	FGM	FGA	3FGM	FTM	FTA	REBS	ASTS	STLS	BS	PTS
32	6	12	4	7	9	7	4 (2)	2 (6)	1 (4)	14
4/7/13 vs. CHI	3/8/13 vs. DAL	3/8/13 vs. DAL	3/11/13 at UTA	2/22/13 at IND	2/22/13 at IND	4/17/13 at BKN	4/12/13 vs. CHA	4/17/13 at BKN	4/12/13 vs. CHA	3/8/13 vs. DAL

**2012-13 SEASON HIGHLIGHTS ...** Appeared in 27 games (no starts) and averaged 6.1 points, 1.9 rebounds, 1.0 assists in 17.6 minutes ... scored 10+ points eight times ... scored career-high 14 points vs. DAL on 3/8 and grabbed career-high 7 rebounds at Brooklyn (4/17) ... dished out career-high 4 assists twice (at MIN on 4/6 and vs. CHA on 4/12) ... recorded career-high 2 steals six times ... averaged 8.1 points and 3.0 rebounds while shooting 53% (27-51) from the field in April – his best offensive month of the season ... assigned to the Fort Wayne Mad Ants of the NBA D-League from 12/14 – 12/17 where he averaged 11.0 points, 7.7 rebounds and 3.0 assists in three games ... recorded 19 points (9-17 FG), 9 rebounds and 3 assists vs. the Maine Red Claws on 12/14 ... inactive 27 times and DNP-CD 25 times.

**PRO CAREER ...** 2012 NBA Summer League: Appeared in all five games (two starts) for Detroit in the 2012 NBA Summer League in Orlando ... averaged 6.0 points and 2.8 rebounds in 23.3 minutes per game ... reached double digits with 12 points (5-5 FG, 2-2 3FG) in the Pistons win over BOS on 6/12.

**COLLEGE ...** Named to Second Team All-Big 12 as a junior ... made Wooden and Naismith Award watch lists in 2012 ... participated in USA Basketball's World University Games Team Training Camp over the summer of 2011 ... **2011-12:** Averaged 13.2 points and 5.0 rebounds, which both ranked second on the team ... scored 20 or more points three times in 20 games ... scored a season-high 24 points in 28 minutes vs. University of Louisiana-Monroe on 12/10 ... recorded his first career double-double with 19 points and career-high 10 rebounds at Texas on 1/11 ... tallied 23 points vs. Kansas on 2/22 and tied a season-high 24 points vs. the No. 3 Jayhawks in the Big 12 Tournament on 3/8 ... averaged 19.5 points and 4.5 rebounds in the Big 12 Tournament ... missed a total of 12 games during the season due to a right knee injury ... **2010-11:** Led the Aggies in scoring (14.4 ppg) and free-throw percentage (.784) ... ranked second on the team in rebounds (5.2 rpg), minutes (29.6 mpg), steals (39) and 3-pointers made (39) ... scored a career-high 31 points in an overtime win over Arkansas on 12/18 ... scored 28 points, including 11 in overtime, in a win over No. 12 Missouri on 1/15 ... scored 10 of the Aggies' final 14 points in a 67-66 win vs. Oklahoma State on 2/19 ... won Texas A&M's Most Improved Player Award for the season ... **2009-10:** Averaged 7.2 points and 3.7 rebounds in 34 games ... averaged 13.6 points over the last five games of the season while shooting 53.5% from the field, 54.5% from 3-point range and 100% from the free-throw line ... Scored a season-high 19 points vs. Utah State in his first career NCAA Tournament game ... averaged 15.5 points in Big 12 Tournament play.

**CAREER TRANSACTIONS ...** Selected by the Detroit Pistons in the 2nd round (39th pick) of the 2012 NBA Draft on 6/28/12 ... traded by the Pistons along with Brandon Knight and Viacheslav Kravtsov to the Milwaukee Bucks for Brandon Jennings on 7/31/13.

**PERSONAL ...** Is the son of James and Nichelle Middleton ... wears size 16 shoes and played baseball when he was younger ... his favorite athletes as a child were Ken Griffey Jr. and Randy Moss, while Michael Jordan is his favorite athlete of all time ... enjoys playing ping pong and played the piano in his younger years ... his cousin, Josh Powell, played six seasons in the NBA ... on Twitter as @Khris22m.

GENERAL  
INFO

FRONT  
OFFICE

PLAYERS

2012-13  
SEASON

STATS &  
RECORDS

HISTORY

NBA

OPPONENTS

MEDIA

GARY NEAL

#12

POSITION: GUARD  
 HEIGHT: 6-4  
 WEIGHT: 210  
 BIRTHDATE: 10/3/84  
 COLLEGE: TOWSON  
 NBA EXPERIENCE: 4TH SEASON  
 DRAFTED: UNDRAFTED

**CAREER HIGHLIGHTS**

- While with the Spurs, Neal and Danny Green became the first two teammates to make at least six 3-pointers in the same Finals game (Neal was 6-for-10 on 6/11/13 vs. MIA).
- In 2011, became the second undrafted rookie in league history to make the NBA's All-Rookie First Team, joining Jorge Garbajosa, who earned the honor in 2007
- Broke the Spurs rookie record for 3-point field goal percentage (.419) and 3-pointers made (129)
- Selected to play on the Rookie squad in the 2011 Rookie Challenge at All-Star Weekend, becoming just the sixth undrafted rookie in NBA history to participate in the Rookie Challenge, and finished the night with 20 points, 4 rebounds, and 4 assists
- Spent three seasons playing overseas in Italy, Spain and Turkey prior to joining the Spurs in 2010

**NBA REGULAR SEASON STATISTICS**

Season	G-GS	MIN	FG-A	PCT	3FG-A	PCT	FT-A	PCT	OR-DR-TR	AST	STL	TO	BLK	PTS	RPG	APG	PPG
10-11 SAS	80-1	1685	285-632	.451	129-308	.419	84-104	.808	21-175-196	96	27	78	4	783	2.5	1.2	9.8
11-12 SAS	56-7	1206	212-486	.436	83-198	.419	50-64	.781	12-106-118	117	27	60	2	557	2.1	2.1	9.9
12-13 SAS	68-17	1484	246-597	.412	89-251	.355	64-74	.865	13-130-143	129	30	69	2	645	2.1	1.9	9.5
TOTALS	204-25	4375	743-1715	.433	301-757	.398	198-242	.818	46-411-457	342	84	207	8	1985	2.2	1.7	9.7

**NBA POSTSEASON STATISTICS**

Season	G-GS	MIN	FG-A	PCT	3FG-A	PCT	FT-A	PCT	OR-DR-TR	AST	STL	TO	BLK	PTS	RPG	APG	PPG
2011 SAS	6-0	111	17-46	.370	5-19	.263	7-7	1.00	2-16-18	5	1	2	1	46	3.0	0.8	7.7
2012 SAS	14-0	217	39-82	.476	16-36	.444	11-13	.846	1-17-18	19	2	11	0	105	1.3	1.4	7.5
2013 SAS	21-0	390	52-135	.385	23-66	.348	16-16	1.00	1-44-45	15	3	13	1	143	2.1	0.7	6.8
TOTALS	41-0	718	108-263	.411	44-121	.364	34-36	.944	4-77-81	39	6	26	2	294	2.0	1.0	7.2

**NBA CAREER HIGHS**

MIN	FGM	FGA	3FGM	FTM	FTA	REBS	ASTS	STLS	BS	PTS
40	11 (2)	20	7	7 (2)	10	8 (2)	7 (2)	4	1 (8)	29
12/1/12 vs. MEM	12/10/12 at HOU	11/29/12 at MIA	12/10/12 at HOU	3/9/12 vs. LAC	3/9/12 vs. LAC	4/3/13 vs. ORL	11/29/12 at MIA	3/21/12 vs. MIN	2/8/13 at DET	12/10/12 at HOU

**2012-13 SEASON HIGHLIGHTS** ... Appeared in 68 games (17 starts) and averaged 9.5 points, 2.1 rebounds and 1.9 assists in 21.8 minutes ... scored in double figures 27 times, scoring 20+ points six times ... led the team in points six times, assists twice and steals four times ... finished with a career-high 29 points (11-18 FG, 7-10 3FG) at HOU on 12/10 ... finished with 20 points, a season-high 7 assists and 4 rebounds at MIA on 11/29 ... recorded 16 points and a season-high 8 rebounds vs. ORL on 4/3 ... finished with 19 points, 4 rebounds a season-high 3 steals and 2 assists at ORL on 11/28 ... posted four DNP-CD's ... placed on the inactive list for 10 games.

**PRO CAREER ... 2011-12:** Appeared in 56 games (seven starts) and averaged 9.9 points 2.1 rebounds and 2.1 assists in 21.5 minutes ... scored in double figures 29 times, including 20-or-more once ... led the team in points seven times, assists four times and steals four times ... ranked 15th in 3FG% ... finished with a season-high 21 points (9-13 FG, 2-7 3FG, 1-2 FT), and 3 assists vs. CHI on 2/29 ... stole an inbounds pass and knocked down a 3-pointer with 5.7 seconds left to tie the game and force overtime at the LAC on 2/18 ... the Spurs would go on to win the game in OT ... recorded 19 points and season-high 7 assists at DAL on 1/29 ... missed five games between 12/26/11 – 1/2/12 due to appendectomy surgery ... missed two games on 3/24 and 3/25 with a left mid-foot sprain ... missed one game on 4/11 due to gastroenteritis ... missed the final two games of the season with a left shoulder stinger.

**2010-11:** Named to NBA All-Rookie First Team ... appeared in 80 games (one start) and averaged 9.8 points, 2.5 rebounds and 1.2 assists in 21.1 minutes ... among NBA rookies, ranked fifth in points per game, first in 3-point field goal percentage and makes, seventh in field goal percentage and second in free throw percentage ... broke the Spurs rookie record for 3-point field goal percentage and 3-pointers made ... ranks third on the Spurs all-time rookie chart for free throw percentage ... selected to play on the Rookie squad in the 2011 Rookie Challenge at All-Star Weekend ... became just the sixth undrafted rookie in NBA history to participate in the Rookie Challenge ... finished the night with 20 points, 4 rebounds, and 4 assists ... scored in double figures 40 times, including four 20-plus games ... led the team in scoring eight times, assists one time, and steals four times ... posted a season-high 25 points (9-15 FG, 6-8 3FG) and 5 rebounds in 24 minutes at DEN on 3/23 ... his 6 3-pointers tied the NBA record for the most 3-point field goals made in a game by an undrafted rookie, as he became the sixth player to accomplish this and the first since Wesley Matthews did so on 3/14/10 ... became the first undrafted Spurs rookie to lead the team in scoring in three consecutive games (12/20, 12/22 and 12/23) ... scored 22 points in back-to-back games: vs. PHX on 12/20 and vs. DEN on 12/22 ... registered 15 points while knocking down 5-of-7 3-pointers in 14 minutes at CHA on 11/8 ... his five 3-pointers made him the first Spurs rookie to accomplish the feat in franchise history ... grabbed a career-high 8 rebounds in 20 minutes vs. OKC on 1/1 ... DND vs. NJN on 2/25 and vs. MEM on 2/27 due to mild concussive symptoms.

**PLAYOFF HISTORY ... (41 games, 0 starts) ... 2013:** Averaged 6.8 points and 2.0 rebounds in 21 games ... he and Danny Green became the first two teammates to make at least six 3-pointers in the same Finals game ... that 6-for-10 effort from behind the arc on 6/11 vs. MIA was a career postseason high for him ... **2012:** Appeared in 14 playoff games, averaging 7.5 points, 1.4 assists and 1.3 rebounds in 15.5 minutes ... ranked 10th in 3-point FG% in the postseason ... scored in double figures four times ... **2011:** Saw action in all six games vs. Memphis in the first round of the playoffs ... averaged 7.7 points and 3.0 rebounds in 18.5 minutes ... knocked down a game-tying 3-pointer as time expired in Game 5 vs. MEM on 4/27 ... San Antonio won the game in overtime.

**COLLEGE ...** Started his college career at La Salle before transferring to Towson for his final two years ... is one of only three players in NCAA history to score 1,000 or more points at two different schools (1,254 – Towson and 1,041 – LaSalle) ... **2006-07:** Was an All-CAA First Team selection after averaging 25.3 points (fourth in the nation), 4.2 rebounds and 3.5 assists in 32 games ... was named as the CAA Player of the Week three times ... posted a career-high 41 points vs. Samford, setting a Towson Center record for points scored in a game by a Tiger ... set the single-season school record for points (810) and 3-pointers made (93) ... **2005-06:** Named Second Team All-CAA despite missing 11 of Towson's 28 games because of the NCAA transfer rule and a foot injury late in the year ... averaged 26.1 points, 3.9 rebounds and 2.9 assists in 35.3 minutes ... was named CAA Player of the Week three times ... netted 40 points against James Madison, the first 40-point game of his career ... **2003-04:** Earned Second Team All-Atlantic 10 honors, averaging 17.9 points, 3.2 rebounds and 2.4 assists in 28 games ... had 30 points in LaSalle's 71-65 win over Chattanooga in the championship game of the Chattanooga Dr. Pepper Classic, earning All-Tournament honors ... **2002-03:** Named the Atlantic 10 Rookie of the Year, averaging 18.6 points, 4.2 rebounds and 1.6 assists in 29 games ... earned Second Team All Atlantic 10 honors ... named as Atlantic 10 Rookie of the Week five times.

**INTERNATIONAL CAREER ... 2009-10:** Split the season playing for Benetton Treviso in Italy and Unicaja Malaga in Spain ... in Italian League play appeared in 22 games, averaging 19.4 points, 4.1 rebounds, 2.8 assists and 2.0 steals in 32.9 minutes while shooting .628 (108-172) from two-point range, .371 (49-132) from 3-point range and .800 (64-80) from the foul line ... saw action in 11 Eurocup games, averaging 19.3 points, 4.3 rebounds, 2.5 assists and 2.1 steals in 32.2 minutes ... completed the season playing in 10 games for Unicaja Malaga in the Spanish ACB League ... averaged 12.6 points and 2.3 rebounds in 19.9 minutes while shooting .571 (28-49) from two-point range, .408 (20-49) from three-point range and .588 (10-17) from the foul line ... **2008-09:** Averaged 13.9 points, 3.3 rebounds, 1.3 assists and 1.2 steals in 34 games for Benetton Treviso ... saw action in 13 Eurocup games, averaging 17.5 points, 4.1 rebounds and 2.1 assists ... **2007-08:** Split the season between Pinar Karsiyaka in Turkey and Barcelona in Spain ... saw action in 19 Turkish League games, averaging 23.6 points, 5.2 rebounds and 3.5 assists ... led the league in scoring ... appeared in 14 games for Barcelona, averaging 3.6 points and 1.1 rebounds ... saw action in seven Eurolleague games, averaging 2.3 points and 1.4 rebounds.

**CAREER TRANSACTIONS ...** Signed with the San Antonio Spurs as a free agent on 7/22/10 ... signed as a free agent with the Milwaukee Bucks on 7/30/13.

**PERSONAL ...** Led Aberdeen High School to a 21-4 record and a Maryland State Class A championship his junior year, where he scored the game-winning basket ... the people he most admires are his parents ... favorite actor is Denzel Washington ... favorite musician is Jay-Z ... favorite meal is a cheeseburger at TGI Friday's ... most memorable experience to date was winning the Class A state championship while at Aberdeen High ... the youngest of three boys in the family ... son of Gordon and Janet Neal.



ZAZA PACHULIA  
#27

POSITION: CENTER  
HEIGHT: 6-11  
WEIGHT: 240  
BIRTHDATE: 2/10/84  
FROM: GEORGIA  
NBA EXPERIENCE: 11TH SEASON  
DRAFTED: 2003  
42ND OVERALL - ORLANDO

**CAREER HIGHLIGHTS**

- In 2005-06, finished fifth in the NBA for offensive rebounds with 264
- Also ranked third in the NBA with 3.4 offensive rebounds per game in 2005-06
- During his time with Atlanta, grabbed enough offensive boards (1,247) to rank seventh in the category in Hawks history

**NBA REGULAR SEASON STATISTICS**

Season	G-GS	MIN	FG-A	PCT	3FG-A	PCT	FT-A	PCT	OR-DR-TR	AST	STL	TO	BLK	PTS	RPG	APG	PPG
03-04 ORL	59-2	664	68-175	.389	0-0	—	58-90	.644	69-105-174	13	21	34	12	194	2.9	0.2	3.3
04-05 MIL	74-4	1397	160-354	.452	0-1	.000	138-185	.746	131-247-378	60	44	70	34	458	5.1	0.8	6.2
05-06 ATL	78-78	2452	307-681	.451	0-2	.000	297-404	.735	264-349-613	129	89	180	39	911	7.9	1.7	11.7
06-07 ATL	72-47	2026	291-614	.474	0-1	.000	293-373	.786	199-301-500	106	77	162	36	875	6.9	1.5	12.2
07-08 ATL	62-5	944	107-245	.437	0-3	.000	108-153	.706	89-159-248	36	24	69	13	322	4.0	0.6	5.2
08-09 ATL	77-26	1473	159-320	.497	0-3	.000	163-230	.709	173-263-436	57	35	91	26	481	5.7	0.7	6.2
09-10 ATL	78-1	1089	120-246	.488	0-4	.000	93-143	.650	117-176-293	42	37	58	31	333	3.8	0.5	4.3
10-11 ATL	79-7	1244	107-232	.461	0-0	—	135-179	.754	119-214-333	58	34	69	22	349	4.2	0.7	4.4
11-12 ATL	58-44	1640	169-339	.499	0-0	—	117-158	.741	154-303-457	79	55	81	29	455	7.9	1.4	7.8
12-13 ATL	52-15	1134	114-241	.473	0-3	.000	78-103	.757	132-204-336	79	35	70	12	306	6.5	1.5	5.9
TOTALS	689-229	14,063	1602-3447	.465	0-17	.000	1480-2018	.733	1447-2321-3768	659	451	884	254	4684	5.5	1.0	6.8

**NBA POSTSEASON STATISTICS**

Season	G-GS	MIN	FG-A	PCT	3FG-A	PCT	FT-A	PCT	OR-DR-TR	AST	STL	TO	BLK	PTS	RPG	APG	PPG
2008 ATL	7-0	105	7-25	.280	0-1	.000	15-21	.714	9-11-20	2	2	9	0	29	2.9	0.3	4.1
2009 ATL	11-1	260	22-53	.415	0-0	—	32-42	.762	28-48-76	3	5	14	3	76	6.9	0.3	6.9
2010 ATL	11-0	161	18-35	.514	0-0	—	15-24	.625	19-19-38	3	2	9	7	51	3.5	0.3	4.6
2011 ATL	11-0	195	11-23	.478	0-0	—	17-22	.773	17-37-54	13	2	9	1	39	4.9	1.2	3.5
TOTALS	40-1	721	58-136	.426	0-1	.000	79-109	.725	73-115-188	21	11	11	41	195	4.7	0.5	4.9

**NBA CAREER HIGHS**

MIN	FGM	FGA	3FGM	FTM	FTA	REBS	ASTS	STLS	BS	PTS
54	11	17 (3)	N/A	12	14	20	8	4 (5)	3 (6)	27
3/25/12	3/19/07	3/7/07		1/3/06	1/3/06	3/25/12	1/16/13	11/14/12	3/25/12	3/7/07
vs. UTA	vs. SAC	vs. WAS		vs. TOR	vs. TOR	vs. UTA	vs. BKN	at GSW	vs. UTA	vs. WAS

**2012-13 SEASON HIGHLIGHTS ...** Battled a sore right Achilles for much of 2013 and underwent surgery on 4/3 ... missed 30 games due to the injury (1/23, 1/30-2/6, 2/25, 3/4-4/17) ... finished with averages of 5.9 points, 6.5 rebounds and 1.5 assists in 21.8 minutes in 52 contests (15 starts) ... as a starter, averaged 6.7 points, 7.7 rebounds and 2.1 assists in 28.3 minutes (.532 FG%) ... recorded four double-doubles ... broke the Hawks franchise record for offensive rebounds in a quarter with 7 in the second stanza at MIL on 2/23 and finished the night with 11 total boards (8 offensive) ... set a career high with 8 assists, adding 13 points and 11 rebounds in 39 minutes vs. BKN on 1/16 ... tied a career-high with 4 steals at GSW on 11/14 ... ended the season ranked seventh in Hawks history with 1247 offensive boards.

**PRO CAREER ... 2011-12:** Stepped into starting role in the wake of Al Horford's injury and delivered one of his best all-around seasons ... played in 58 games (44 starts) and averaged 7.8 points, 7.9 rebounds (25th in the NBA), 1.4 assists and 1.0 steals in 28.3 minutes ... tied for 20th in the league in offensive rebounds (2.7) and reached double-figures 20 times.

**2010-11:** Averaged 4.4 points and 4.2 rebounds in 15.7 minutes ... recorded four double-doubles and scored in double figures 10 times ... started seven games, averaging 5.1 points and 6.1 rebounds.

**2009-10:** Provided high energy and production as the Hawks' primary backup big man ... in his fifth season in an Atlanta uniform, averaged 4.3 points and 3.8 rebounds in 14.0 minutes in 78 games ... ranked fifth on the team in rebounds and third in field goal percentage.

**2008-09:** Returned to form after struggling with injuries much of 2007-08 ... played in 77 games (26 starts) and averaged 6.2 points, 5.7 rebounds and 0.7 assists in 19.1 minutes ... after shooting just 32.2% from the floor in November, hit .586 in December, .550 in January, .518 in February and .569 in March.

**2007-08:** Battled injuries before carving out a role as the Hawks' first big man off the bench ... recorded averages of 5.2 points, 4.0 rebounds and 0.6 assists in 15.2 minutes through 62 games.

**2006-07:** Upped his career averages in several categories, finishing at 12.2 points, 6.9 rebounds, 1.5 assists, 1.1 steals and 0.5 blocks in 28.1 minutes in 72 games.

**2005-06:** In his first season with the Hawks, averaged 11.7 points, 7.9 rebounds, 1.7 assists, 1.1 steals and 31.4 minutes in 78 games ... ranked third in the NBA with 3.4 offensive rebounds per game and fifth in total offensive rebounds (264) ... against his former team, Orlando, on 3/19, Pachulia pulled down a NBA season-high 12 offensive rebounds and finished the game with 18 total boards.

**2004-05:** Averaged 6.2 points and 5.1 rebounds and 18.9 minutes in 74 games (four starts) for the Bucks.

**2003-04:** Saw action in 59 games (two starts) for the Magic and averaged 3.3 points and 2.9 rebounds in 11.3 minutes.

**PLAYOFF HISTORY ... (40 games, 1 start) ...** Has career averages of 4.9 points and 4.7 rebounds in 18.0 minutes ...

**2013:** Missed the playoffs due to a right Achilles injury ... **2012:** Did not participate in the playoffs due to a sprained left foot ... **2011:** In 11 games in the postseason against Orlando and Chicago, he notched 3.5 points, 4.9 rebounds and 1.2 assists in 17.7 minutes ... dished out playoff career-high 3 assists in Game 3 vs. ORL on 4/22 ... **2010:** Saw action in 11 games, putting up 4.6 points and 3.5 rebounds against Milwaukee and Orlando ... **2009:** Played in all 11 Hawks postseason games (one start) and averaged 6.9 points and 6.9 rebounds in 23.6 minutes ... came up huge in First Round Game 4 win at Miami, pulling down 18 rebounds in an 81-71 Atlanta win ... **2008:** In seven games against Boston, averaged 4.1 points and 2.9 rebounds in 15.0 minutes ... provided a tremendous spark off the bench in Game 6 win over BOS on 5/2, recording 9 points, 6 rebounds and 2 steals in 28 minutes.

**INTERNATIONAL CAREER ...** Has played with the Georgian National Team six summers ... began playing for Ulker when he was just 15 years old in 1999 ... left his native Georgia in 1998 to go to Turkey and pursue his basketball career ... was also a member of the Georgian Junior National Team and the Georgian Cadets National Team ... appeared in 73 games during parts of four seasons for Ulker of Istanbul at the top level in Turkey, averaging 6.0 points and 3.8 rebounds per game (1999-2003) ... helped capture the 2001 and 2002 Turkish President's Cup ... also helped Ulker to the 2001 Turkish National Championship ... **2002-03:** Averaged 9.5 points and 5.5 rebounds in nearly 16 minutes per game for Ulker ... in Euroleague play, started against Greek powerhouse Panathinaikos, where he scored 26 points (10-13 FG) and grabbed 8 rebounds in 36 minutes ... in the following game, played all 40 minutes vs. Skipper Bologna, tallying 13 points and 17 rebounds ... **2001-02:** Averaged 5.8 points and 4.0 rebounds while shooting 55% from the field for Ulker ... in Euroleague play, averaged 3.2 points and 1.8 rebounds in limited playing time ... **2000-01:** Played in 17 games for Ulker, averaging 3.5 points and 2.3 rebounds (.521 FG%) ... **1999-00:** In his first professional season, averaged 3.1 points and 2.4 boards over 10 games for Ulker.

**CAREER TRANSACTIONS ...** Selected by the Orlando Magic in the second round (42nd pick) of the 2003 NBA Draft on 6/26/03 ... drafted from the Magic by the Charlotte Bobcats in the NBA expansion draft on 6/22/04 ... traded by the Bobcats to the Milwaukee Bucks for a 2004 second round draft pick on 6/23/04 ... signed with the Atlanta Hawks as a free agent on 8/11/05 ... signed as a free agent with the Bucks on 7/17/13.

**PERSONAL ...** Given name is Zaur Pachulia ... legally changed his first name to Zaza ... he and his wife, Tika, have two sons, Davit and Saba, and a daughter, Mariam ... born in Tbilisi, Georgia ... nickname is "Z" ... has taken children from the Mother's Raising Sons organization on holiday shopping "Z-Spree" to Toys "R" Us ... a serious entrepreneur, has taken executive business classes at Harvard Business School in 2012, Georgia State in 2009 and 2011, and Northwestern in 2008 ... took an active role politically, when he spoke against the Russian invasion of his homeland in 2008 ... has served as the Style Editor for HOOP Magazine ... in conjunction with the U.S. Department of State, along with the NBA and Vladimir Stepania and Nikoloz Tskitshvili, has donated products to basketball academies in his home country ... participant in the NBA's Basketball Without Borders initiative and spent a portion of the summer of 2006 assisting in the Sarunas Marciulionis Basketball Academy in Vilnius, Lithuania ... names Al Pacino, Robert DeNiro and Sasha Baron-Cohen as his favorite actors ... favorite sports outside of basketball include tennis and soccer ... fan of the AC Milan soccer team ... lists Jay-Z and 50 Cent as his favorite musical artists ... hobbies include traveling and fashion ... wears a size 17 basketball shoe ... his favorite TV shows are "Punk'd" and "Chappelle's Show" ... enjoys eating steak and pasta ... favorite athlete is Michael Jordan ... on Twitter as @zaza27.

A composite image featuring a clear portrait of Miroslav Raduljica on the left and a green-tinted, stylized version of his face on the right. The green version has a digital, grid-like texture.

MIROSLAV RADULJICA

#9

POSITION: CENTER  
HEIGHT: 7-1  
WEIGHT: 280  
BIRTHDATE: 1/5/88  
FROM: SERBIA  
NBA EXPERIENCE: 1ST SEASON  
DRAFTED: UNDRAFTED

#### CAREER HIGHLIGHTS

- Named to the All-Ukrainian Superleague Second Team by Eurobasket.com in 2013
- Part of the Serbian League championship team in 2012
- Named All-Serbian League Center of the Year, Domestic Player of the Year and to the First Team by Eurobasket.com in 2012
- Named All-Serbian League Most Improved Player of the Year in 2010
- Member of the Serbian National Team ... first represented his country at the European U16 Championships in 2004, and was later a member of the gold-medal-winning Serbian squads at the U19 World Championships in 2007 and European U20 Championship in 2008 (where he was named MVP of the tournament)

#### INTERNATIONAL STATISTICS

Season	G	MIN	FG-A	PCT	3FG-A	PCT	FT-A	PCT	OR-DR-TR	AST	STL	TO	BLK	PTS	RPG	APG	PPG
12-13 with Azovmash:																	
Ukraine	53	1221	286-466	.614	0-2	.000	179-250	.716	108-206-314	65	52	87	59	751	5.9	1.2	14.2
Eurocup	6	126	29-51	.569	0-0	—	9-14	.643	7-17-24	11	4	10	1	67	4.0	1.8	11.2
VTB United	16	362	77-133	.579	0-0	—	50-68	.735	22-67-89	13	14	39	7	204	5.6	0.8	12.8



**INTERNATIONAL CAREER ... 2012-13:** Spent the season with the Ukrainian club Azovmash ... led the team to the Ukrainian Superleague Finals and earned Eurobasket.com All-Ukrainian Superleague Second Team honors after averaging 14.2 points, 5.9 rebounds, 1.2 assists and 1.1 blocks in 53 league games.

**2011-12:** Played for BC Partizan in Serbia ... in Adriatic League, averaged 11.6 points, 4.1 rebounds and 1.0 assists in 27 games ... in Euroleague, averaged 5.7 points and 3.3 rebounds in 10 games ... in Serbian League, averaged 12.2 points, 5.5 rebounds and 1.3 assists in 20 games ... named All-Serbian League Center of the Year.

**2010-11:** Member of Efes Pilsen Istanbul ... in Euroleague play, averaged 1.3 points in four games ... moved to ALBA Berlin in March and averaged 10.0 points and 3.6 rebounds in 25 games.

**2009-10:** Played for FMP Zeleznik Beograd ... in the EuroChallenge, averaged 13.7 points, 6.9 rebounds and 2.3 assists in 14 games ... in Adriatic League, averaged 13.7 points, 6.4 rebounds and 1.1 assists in 23 games ... in Serbian League, averaged 21.1 points, 8.6 rebounds and 2.6 assists in 14 games ... ranked first in scoring and rebounding ... attended the adidas Eurocamp in Treviso, Italy ... named All-Serbian League Most Improved Player of the Year.

**2008-09:** For FMP Zeleznik Beograd, averaged 5.5 points and 3.3 rebounds in 10 Eurocup games ... averaged 10.6 points and 5.3 rebounds in 25 Adriatic League games ... in Serbian League play, averaged 8.0 points, 4.1 rebounds and 1.1 steals in 9 games ... attended Reebok Eurocamp in Treviso, Italy.

**2007-08:** Member of FMP Zeleznik Beograd ... in ULEB Cup play, averaged 3.2 points and 2.6 rebounds in 10 games ... in Adriatic League, averaged 2.8 points and 1.8 rebounds in 25 games ... averaged 4.0 points and 3.3 rebounds in 14 Superleague games.

**Serbian National Team:** First represented his country in international competition at the European U16 Championships in 2004 ... later a member of the gold-medal-winning Serbian squads at the U19 World Championships in 2007 and European U20 Championship in 2008 ... named MVP of the 2008 tournament.

**CAREER TRANSACTIONS ...** Signed with the Milwaukee Bucks as a free agent on 6/26/13.

**PERSONAL ...** Born in Belgrade, Serbia ... is a big Harley Davidson fan ... loves to read and names Stephen King as one of his favorite authors ... even has a tattoo representing his favorite King novel, and says he would one day like to meet the author and show him the tattoo ... was a teammate of former Bucks player Lynn Greer while playing in Ukraine.

GENERAL  
INFO

FRONT  
OFFICE

PLAYERS

2012-13  
SEASON


STATS &  
RECORDS

HISTORY

NBA

OPPONENTS

MEDIA



LUKE RIDNOUR  
#13

POSITION: GUARD  
HEIGHT: 6-2  
WEIGHT: 175  
BIRTHDATE: 2/13/81  
COLLEGE: OREGON  
NBA EXPERIENCE: 11TH SEASON  
DRAFTED: 2003  
14TH OVERALL - SEATTLE

**CAREER HIGHLIGHTS**

- Has finished in the top-10 in the NBA for free throw percentage in four of his 10 seasons, most recently in 2011-12
- Ranked fourth in the NBA in 3-point accuracy (44.0%) in 2010-11
- Finished seventh in total assists (550) in the NBA in 2005-06
- Named to the 2005 "got milk?" Rookie Challenge sophomore team for NBA All-Star Weekend and participated in the PlayStation Skills Challenge

**NBA REGULAR SEASON STATISTICS**

Season	G-GS	MIN	FG-A	PCT	3FG-A	PCT	FT-A	PCT	OR-DR-TR	AST	STL	TO	BLK	PTS	RPG	APG	PPG
03-04 SEA	69-6	1114	145-350	.414	27-80	.338	65-79	.823	35-73-108	163	52	80	7	382	1.6	2.4	5.5
04-05 SEA	82-82	2571	299-739	.405	67-178	.376	159-180	.883	55-149-204	483	94	149	23	824	2.5	5.9	10.0
05-06 SEA	79-77	2625	334-799	.418	43-149	.289	199-227	.877	47-188-235	550	123	162	22	910	3.0	7.0	11.5
06-07 SEA	71-58	2091	301-695	.433	49-139	.353	128-159	.805	28-136-164	368	83	156	19	779	2.3	5.2	11.0
07-08 SEA	61-5	1223	147-368	.399	21-71	.296	78-91	.857	13-81-94	241	37	80	14	393	1.5	4.0	6.4
08-09 MIL	72-50	2033	250-621	.403	55-157	.350	133-153	.869	33-185-218	365	92	128	16	688	3.0	5.1	9.6
09-10 MIL	82-0	1759	328-686	.478	69-181	.381	127-140	.907	24-119-143	324	54	106	7	852	1.7	4.0	10.4
10-11 MIN	71-66	2159	319-681	.468	81-184	.440	121-137	.883	37-162-199	384	89	158	10	840	2.8	5.4	11.8
11-12 MIN	53-53	1750	242-550	.440	49-152	.322	106-119	.891	19-122-141	252	56	96	16	639	2.7	4.8	12.1
12-13 MIN	82-82	2474	367-811	.453	66-212	.311	139-164	.848	41-165-206	311	82	130	15	939	2.5	3.8	11.5
TOTALS	722-479	19799	2732-6300	.434	527-1503	.351	1255-1449	.866	332-1380-1712	3441	762	1245	149	7246	2.4	4.8	10.0

**NBA POSTSEASON STATISTICS**

Season	G-GS	MIN	FG-A	PCT	3FG-A	PCT	FT-A	PCT	OR-DR-TR	AST	STL	TO	BLK	PTS	RPG	APG	PPG
2005 SEA	11-11	378	42-107	.393	4-17	.235	19-20	.950	10-26-36	47	13	18	8	107	3.3	4.3	9.7
2010 MIL	7-0	121	21-45	.467	5-14	.357	10-12	.833	4-9-13	13	4	10	1	57	1.9	1.9	8.1
TOTALS	18-11	499	63-152	.414	9-31	.290	29-32	.906	14-35-49	60	17	28	9	164	2.7	3.3	9.1

**NBA CAREER HIGHS**

MIN	FGM	FGA	3FGM	FTM	FTA	REBS	ASTS	STLS	BS	PTS
48 (2)	13	22	5	9 (3)	9 (6)	9 (4)	15 (2)	6	3 (3)	32
4/11/11 at PHX	1/22/06 at PHX	1/22/06 at PHX	12/26/10 at CLE	1/4/06 at CHI	1/20/12 at LAC	4/11/11 at PHX	2/26/08 at GSW	12/23/08 vs. UTA	3/28/13 at LAL	11/13/06 at NJN

**2012-13 SEASON HIGHLIGHTS ...** Finished his 10th NBA season by starting all 82 games for the second time in his career (also 2004-05 with Seattle) ... was the only Wolves player not to miss a game, and became the ninth player in franchise history to start 82, joining Kevin Garnett (four times), Pooh Richardson (twice), Wally Szczerbiak (twice), Tyrone Corbin, Rasho Nesterovic, Latrell Sprewell, Al Jefferson and Corey Brewer ... tallied 11.5 points, 2.5 rebounds and 3.8 assists in 30.2 minutes per game ... ranked 21st in the NBA in FT accuracy (84.8%) and hit 90.8% (69-for-76) from the line over his final 42 contests ... posted an ast:TO ratio of 2.83 (68 assists, 24 TOs) in the last 19 ... netted 20+ points five times among 53 double-figure efforts ... scored his 7000th career point on 3/2 at POR and drilled his 500th 3-pointer on 1/26 at CHA ... matched career best with 3 blocks on 2/28 at LAL ... tallied 13 fourth-quarter points (scored game-high 21 total) at CLE on 2/11 ... scored team- and season-high 22 points on 1/26 at CHA ... recorded a season-high 4 steals on 1/9 at OKC ... notched a season-high 10 assists to go along with 15 points on 12/14 at NOH ... also dished 10 assists on 11/14 vs. CHA ... recorded season highs in rebounds (8) and minutes (40:36) at DAL on 11/12.

**PRO CAREER** ... 2011-12: Sidelined for the final 11 games with a sprained right ankle ... averaged career-high 12.1 points, 2.7 rebounds and 4.8 assists in 53 games (all starts) ... shot 89.1% (106-for-119) from the FT line, good for 6th in the NBA and the fifth-best single-season percentage in Wolves history ... made 40 consecutive FTs from 1/23 - 3/10 ... registered five point/assist double-doubles in 14 starts following Ricky Rubio's injury, with 7.8 apg in that span ... scored 25 points 3/25 vs. DEN, tying his high in a Minnesota uniform ... became the eighth player in Wolves history to register a point/assist double-double with no TOs on 3/16 at LAL (first since Sam Cassell in 2005) ... sank the game-winning jumper as time expired on 2/22 vs. UTA ... scored the 6000th point of his NBA career 2/20 at DEN and dealt his 3000th assist 2/29 at LAL.

**2010-11:** Averaged 11.8 points and a team-best 5.4 assists through 71 games (66 starts) ... missed five games due to a strained left hamstring (11/9-15) and six for personal reasons ... ranked fourth in the NBA in 3-point shooting at 44.0% (the fourth-highest percentage in Wolves history) ... led the Wolves in assists on 46 occasions, with six double-digit efforts and three point/assist double-doubles ... matched season high with 11 assists on 4/13 vs. HOU, becoming the 12th player in Timberwolves history to deal 10+ assists in a game without committing a turnover ... tied career high with 9 rebounds on 4/11 at PHX ... also had 9 assists and 21 points in that game ... scored a season-high 23 points on 12/26 at CLE, sinking a career-high 5 treys ... Totaled 20 points and 10 assists on 12/10 vs. DET, the first 20/10 effort by a Wolves player since Randy Foye at DET on 11/23/08 ... swiped a season-high 4 steals 12/1 at DAL ... scored his 5000th career point on 12/6 at NYK and handed out his 2500th assist on 10/27 vs. SAC.

**2009-10:** Averaged 10.4 points and 4.0 assists in 82 games (no starts) ... shot a career-high 47.8% from the field and was 90.7% from the free throw line (fifth in the NBA) ... finished the season with a 3.06:1 assist-to-turnover ratio (11th in NBA) ... dished a season-high 12 assists to go with 13 points at MEM on 11/21 ... swiped the 500th steal of his career on 12/6 ... tallied a season-best 27 points at TOR on 1/22 ... appeared in the 500th career game on 3/17 at LAC.

**2008-09:** Averaged 9.6 points, 3.0 rebounds and 5.1 assists in 72 games (50 starts) ... finished a team-best 86.9% from the free throw line (17th in NBA) ... had a 2.85:1 assist-to-turnover ratio (13th in the NBA) ... amassed 35 double-figure scoring games and three of 20+ points ... had six double-doubles ... led the team in assists 32 times and steals 20 times ... set a career-high with 6 steals vs. UTA on 12/23 while also adding 11 points and 11 assists (tied for a season-high) for a double-double ... vs. MIA on 1/14, tied his career-best with 9 rebounds while adding a season-high 25 points along with 4 assists ... blocked career-high 3 shots while scoring 7 points and dishing 8 assists vs. SAC on 1/24 ... missed three games due to back spasms, one to a sore right knee and five for a fractured right thumb.

**2007-08:** Averaged 6.4 points, 1.5 rebounds and 4.0 assists in 61 games (five starts) ... had an assist-to-turnover ratio of 3.01 (19th in NBA) ... dished a career-high-tying 15 assists at GSW on 2/26 ... scored a season-high 19 points vs. DEN on 4/6 ... missed 15 games with a left quadriceps strain (11/14-12/7, 12/27-31).

**2006-07:** Averaged 11.0 points, 2.3 rebounds and 5.2 assists in 71 games (58 starts) ... led the team in assists 34 times ... hit the game-winning shot as time expired vs. IND on 12/1 ... scored a career-high 32 points at NJN on 11/13 ... scored 20+ points nine times ... missed five games with a herniated cervical disc in his neck from 3/7-13 ... missed the final six games of the season with a sprained left ankle.

**2005-06:** Averaged 11.5 points, 3.0 rebounds and 7.0 assists (9th in NBA) in 79 games (77 starts) ... led the team with 12 double-doubles ... handed out 10+ assists 14 times ... ranked eighth in the NBA in free-throw shooting at 87.7% (199-227) ... had appeared in 114 consecutive games before missing 12/28 at MIN due to a chest contusion ... tallied 21 points vs. MIA on 1/13, topping 20 points in consecutive games for the first time in his NBA career ... dished the 1,000th assist of his NBA career at ATL on 2/22 ... grabbed a career-high 9 rebounds at DEN on 3/24 ... passed for a career-high 15 assists at SAC on 4/18.

**2004-05:** Averaged 10.0 points, 2.5 rebounds and 5.9 assists (16th in the NBA) in 82 games (all starts), one of only two Seattle players to appear in every game (Nick Collison) and the only Sonics player to start every contest ... ranked 11th in the NBA in assist-to-turnover ratio (3.24) ... Handed out 10+ assists nine times with four double-doubles ... scored a season-high 21 points vs. MIL on 3/22 ... shot 88.3% (159-180) from the foul line (7-7th in NBA) ... named to the 2005 "got milk?" Rookie Challenge sophomore team for 2005 NBA All-Star Weekend and participated in the PlayStation Skills Challenge.

**2003-04:** Averaged 5.5 points, 1.6 rebounds and 2.4 assists in 69 games (six starts) ... scored in double-figures in 19 games.

**PLAYOFF HISTORY ... (18 games, 11 starts)** ... Averaged 9.1 points, 2.7 rebounds and 3.3 assists over two postseason appearances ... **2010:** Played in all seven games for the Bucks and averaged 8.1 points and 1.9 assists in 17.3 minutes ... scored 15 points and swiped 4 steals in 18 minutes against ATL in Game 5 ... **2005:** Started all 11 playoff games and averaged 9.7 points, 3.3 rebounds and 4.3 assists ... shot 95.0% (19-20) from the foul line ... scored a playoff-high 20 points in the Conference-Semifinal Game 4 victory over SAS on 5/15 ... dished a playoff-high 6 assists on three occasions.

**COLLEGE** ... AP Honorable Mention All-American as a sophomore and as a junior... Pac-10 Conference Player of the Year and Pac-10 Tournament MVP Award as a junior, joining Sean Elliott (Arizona) as the only player from the year to earn both awards in the same year ... first Oregon Duck to win Pac-10 Freshman of the Year honors ... finished his career ranked third all-time at Oregon in assists, second in steals, third in 3-pointers, ninth in scoring, 10th in free throws made, second in free throw percentage and eighth in 3-point field-goal percentage... **2002-03:** Averaged 19.7 ppg (second in Pac-10) and 6.6 apg (first in Pac-10) ... set the single-season Oregon assist mark with 218, eclipsing Ron Lee's 184 (1975-76) ... his 63 steals tied the school mark shared by Terrell Brandon and Freddie Jones ... set a school and Pac-10 record with 62 consecutive free-throws made ... led the Pac-10 in free-throw percentage (88.0%) ... matched his career-high with 28 points vs. Oregon State and Washington State ... dished out a career-high 11 assists vs. Oregon State and vs. Washington ... **2001-02:** Earned All-Pac-10 honors ... averaged 15.5 ppg and 5.0 apg (third in Pac-10) ... His 93 3-pointers were just one shy of the single-season record at Oregon (Orlando Williams, 94 in 1995) ... set a career-high with 28 points in Oregon's NCAA second-round win over Wake Forest ... **2000-01:** Averaged 7.4 ppg and 3.8 apg ... only Oregon player to start every game.

**CAREER TRANSACTIONS** ... Selected by the Seattle SuperSonics in the first round (14th overall) of the 2003 NBA Draft on 6/26/03 ... on 8/13/08 as part of a three-team trade, dealt to Milwaukee with Adrian Griffin; the Cavaliers traded Damon Jones to the Bucks; the Cavaliers traded Joe Smith to the Thunder; the Bucks traded Mo Williams to the Cavaliers; and the Bucks traded Desmond Mason to the Thunder ... signed with the Minnesota Timberwolves as a free agent on 7/21/10 ... on 7/11/13 as part of a three-team trade, dealt to the Bucks with a 2014 second round draft pick; Milwaukee traded Szymon Szewczyk to Oklahoma City; the Thunder traded cash to the Bucks; and Oklahoma City traded Kevin Martin and cash to Minnesota.

**PERSONAL** ... Full name is Lukas Robin Ridnour ... married his wife Katie in the summer of 2005 ... Katie played volleyball at Central Washington ... parents are Rob and Muriel ... has one sister, Heather, who played basketball at Eastern Washington ... during high-school basketball career was coached by his father ... was a four-year high-school letterman in tennis and finished third at the state tournament ... majored in sociology at Oregon ... was a McDonald's All American in 2000.

LARRY SANDERS  
#8

POSITION: CENTER  
HEIGHT: 6-11  
WEIGHT: 235  
BIRTHDATE: 11/21/88  
COLLEGE: VIRGINIA COMMONWEALTH  
NBA EXPERIENCE: 4TH SEASON  
DRAFTED: 2010  
15TH OVERALL - MILWAUKEE

**CAREER HIGHLIGHTS**

- Finished third in Most Improved Player voting following the 2012-13 season
- Was invited to attend the 2013 USA Basketball Men's National Team Mini-Camp in Las Vegas
- Notched his first career triple-double with 10 points, 12 rebounds and a franchise-record-tying 10 blocks at MIN on 11/30/12. Sanders and Kareem Abdul-Jabbar are the only players in Bucks history with a 10-block game.
- Finished 2012-13 with 201 blocks - just the fourth 200-block season in Bucks history
- Career-high 2.8 blocks per game in 2012-13 was second-most in the NBA

**NBA REGULAR SEASON STATISTICS**

Season	G-GS	MIN	FG-A	PCT	3FG-A	PCT	FT-A	PCT	OR-DR-TR	AST	STL	TO	BLK	PTS	RPG	APG	PPG
10-11 MIL	60-12	872	116-268	.433	0-0	--	28-50	.560	59-119-178	16	22	38	72	260	3.0	0.3	4.3
11-12 MIL	52-0	643	84-184	.457	0-2	.000	18-38	.474	62-98-160	33	32	43	76	186	3.1	0.6	3.6
12-13 MIL	71-55	1937	306-605	.506	0-2	.000	84-136	.618	224-448-672	83	53	87	201	696	9.5	1.2	9.8
TOTALS	183-67	3452	506-1057	.479	0-4	.000	130-224	.580	345-665-1010	132	107	168	349	1142	5.5	0.7	6.2

**NBA POSTSEASON STATISTICS**

Season	G-GS	MIN	FG-A	PCT	3FG-A	PCT	FT-A	PCT	OR-DR-TR	AST	STL	TO	BLK	PTS	RPG	APG	PPG
2013 MIL	4-4	113	19-33	.576	0-0	--	5-11	.455	11-22-33	5	3	12	5	43	8.3	1.3	10.8
TOTALS	4-4	113	19-33	.576	0-0	--	5-11	.455	11-22-33	5	3	12	5	43	8.3	1.3	10.8

**NBA CAREER HIGHS**

MIN	FGM	FGA	3FGM	FTM	FTA	REBS	ASTS	STLS	BS	PTS
40 (2)	11	19 (2)	--	5 (2)	10	20	4 (2)	4	10	24
3/19/13	4/1/13	4/1/13		3/28/13	3/28/13	12/21/13	4/3/13	4/25/12	11/30/12	4/1/13
vs. POR	vs. CHA	vs. CHA		vs. LAL	vs. LAL	at BOS	vs. MIN	vs. PHI	at MIN	vs. CHA

**2012-13 SEASON HIGHLIGHTS** ... Posted career highs in points (9.8 ppg), rebounds (9.5 rpg), assists (1.2 apg), blocks (2.8 bpg) and field goal percentage (.506) during a breakout season ... finished second in the league in blocks per game ... recorded 37 games with 10+ points, 36 games with 10+ rebounds and a team-leading 26 double-doubles (his numbers in those three categories for his first two seasons combined were 12, 4 and 2, respectively) ... finished the season with 201 blocks – just the fourth 200-block season in Bucks history and the first since Elmore Smith in 1975-76 ... had a string of 40 consecutive games with at least one blocked shot from 11/28 – 3/4, the longest streak by a Buck in the last 25 years ... posted his first career triple-double with 10 points, 12 rebounds and a franchise-record-tying 10 blocks at MIN on 11/30, joining Kareem Abdul-Jabbar as the only players in Bucks history with a 10-block game ... beginning with the 10 blocks at MIN, swatted 22 shots over a three-game stretch from 11/30 – 12/3 which stands as the most blocks in a three-game span in Bucks history ... blocked four or more shots in five consecutive games from 1/2-9, which was the longest such streak since Abdul-Jabbar had a five-game streak in 1973 ... grabbed a career-high 20 rebounds in a Bucks win at BOS on 12/21 ... scored 10+ points in a career-best eight consecutive games from 1/2 – 3/2, while also posting separate streaks of five and six games in double figures (after never posting two consecutive games with 10+ points previously) ... posted his first career 20-point game with 21 points on 3/28 vs. the LAL, and followed it up with a career-high 24 points vs. CHA on 4/1 ... missed 11 games during the season due to injury.

**PRO CAREER** ... **2011-12:** Averaged 3.6 points, 3.1 rebounds and 1.46 blocks in 52 games (no starts) during his second season ... led the Bucks in blocks a team-high 26 times despite averaging just 12.4 minutes per game ... posted 23 multi-block games on the season, third-most in the NBA by a reserve ... recorded three games with 10+ points, two games with 10+ rebounds and one double-double ... handed out a career-high 4 assists at SAC on 1/5 (since tied on 4/3/13 at MIN) ... posted his lone double-double of the season with 13 points and a season-high 12 rebounds vs. ORL on 2/20 ... tallied a season-high 14 points on 4/7 vs. Portland ... recorded a career-high 4 steals and a season-high five blocks vs. PHI on 4/25, becoming the first Bucks player in over 25 years to reach both of those numbers in a single game ... missed one game due to illness (2/10) and two due to an NBA suspension (4/21-23).

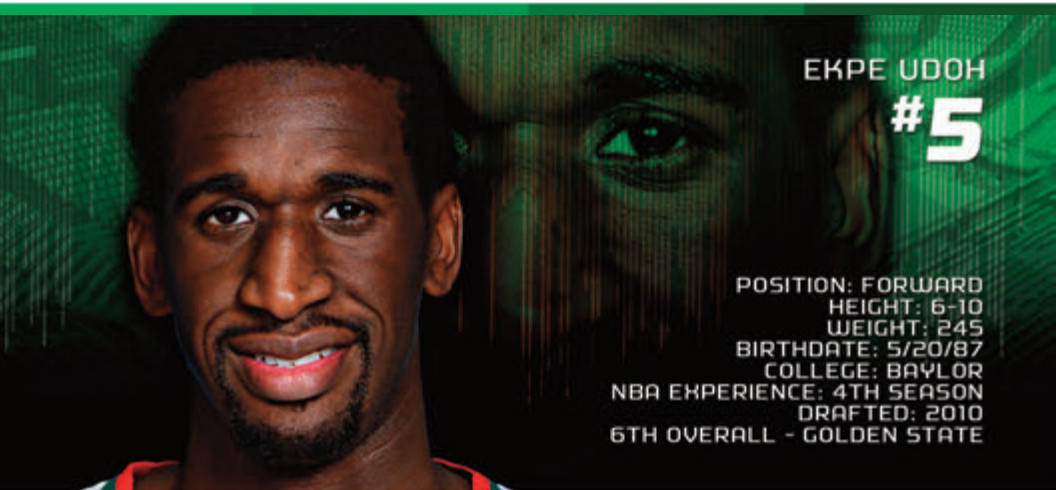
**2010-11:** Appeared in 60 games (12 starts) in his rookie season with averages of 4.3 points, 3.0 rebounds and 1.2 blocks in 14.5 minutes ... recorded a then-career-high 15 points on 7-10 shooting and 8 rebounds at ORL on 1/5 ... earned his first double-double on 12/1 at DEN, tallying 14 points and a career-high 10 rebounds, along with 8 blocks which was an NBA season-high at the time ... blocked 5 shots against PHI on 3/12 ... recorded 8 points, 10 rebounds and 2 blocks at DET on 11/26 ... recorded multiple blocks in 20 games ... scored in double figures in nine contests ... led the Bucks in blocks 19 times, steals four times and rebounds twice ... played two games (2/23-24) with the NBA Development League's Fort Wayne Mad Ants and averaged 10.5 points, 10.0 rebounds and 2.5 blocks ... missed one game on 2/2 due to illness and five games (2/8-2/12, 3/30) with back spasms ... had 13 DNP-CDs.

**PLAYOFF HISTORY** ... **(4 games, 4 starts)** ... **2013:** Started all four games for Milwaukee ... averaged 10.8 points, 8.3 rebounds ... recorded double-double vs. MIA on 4/25 with 16 points and 11 rebounds ... followed that performance with another 11 rebounds on 4/28, along with 3 blocks.

**COLLEGE** ... Team was 75-27 during his three seasons with two regular season CAA titles and one postseason CAA title ... two-time CAA Defensive Player of the Year ... **2009-10:** Averaged 14.4 points, 9.1 rebounds and 2.6 blocks ... First-Team CAA ... CAA's Defensive Player of the Year ... led team in scoring in 19 of 36 games and in rebounding in 29 of 36 games ... finished in the top five in the CAA in scoring, rebounding, blocked shots and field goal percentage ... tallied a career-high 31 points on 11-13 shooting in win over Hofstra ... had 14 double-doubles ... **2008-09:** Finished year averaging 11.3 points and 8.6 rebounds ... improved free throw percentage from .456 to .558 ... CAA's Defensive Player of the Year ... had 18 points and 20 rebounds in championship game of CAA Tournament against George Mason ... blocked 7 shots against South Dakota St. ... **2007-08:** Named to Colonial Athletic Association All-Rookie and All-Defensive Teams ... selected Mid-Major Freshman All-America by collegeinsider.com ... led CAA and ranked 11th nationally in blocked shots per game (3.0) ... appeared in all 32 games, including 16 starts ... blocked 95 shots, fourth-most in school history, as well as the most ever by a VCU freshman ... averaged 4.9 points and 5.2 rebounds in 16.6 minutes.

**CAREER TRANSACTIONS** ... Selected by the Milwaukee Bucks with the 15th overall pick in the 2010 NBA Draft on 6/24/10 ... signed with the Bucks on 7/8/10 ... signed contract extension with Milwaukee on 8/20/13.

**PERSONAL** ... Married to wife, Brittany, and the two of them have one son, Jasiah ... enjoys art and designs skateboard decks in his spare time ... received the Community Champion award from Boys & Girls Clubs of Greater Milwaukee in March of 2013 after donating a scoreboard to the gym of the Pieper-Hillside branch ... donated 500 backpacks filled with school supplies to Boys & Girls Club members in conjunction with his contract extension press conference in August of 2013 ... would like to become a coach one day ... enjoys movies and lists "The Sandlot" as one of his favorites ... enjoys music of all kinds ... has two older sisters ... would like to travel to Italy one day ... on Twitter as @LarrySanders.



**EKPE UDOH**  
**#5**

**POSITION: FORWARD**  
**HEIGHT: 6-10**  
**WEIGHT: 245**  
**BIRTHDATE: 5/20/87**  
**COLLEGE: BAYLOR**  
**NBA EXPERIENCE: 4TH SEASON**  
**DRAFTED: 2010**  
**6TH OVERALL - GOLDEN STATE**

**CAREER HIGHLIGHTS**

- In 2012-13, was one of three players in the NBA to block over 80 shots (85 total) while averaging under 20.0 minutes per game
- Led NBA reserve players in multi-block games in 2011-12 with 26
- Among NBA rookies in 2010-11, ranked first in blocks with 102

**NBA REGULAR SEASON STATISTICS**

Season	G-GS	MIN	FG-A	PCT	3FG-A	PCT	FT-A	PCT	OR-DR-TR	AST	STL	TO	BLK	PTS	RPG	APG	PPG
10-11 GSW	58-18	1030	97-222	.437	0-0	---	42-64	.656	80-101-181	40	22	48	86	236	3.1	0.7	4.1
11-12 GS/MIL	61-11	1290	127-295	.431	0-2	.000	86-114	.754	100-154-254	57	40	53	102	340	4.2	0.9	5.6
12-13 MIL	76-9	1312	117-269	.435	0-1	.000	89-119	.748	113-138-251	43	39	43	85	323	3.3	0.6	4.3
<b>TOTALS</b>	<b>195-38</b>	<b>3632</b>	<b>341-786</b>	<b>.434</b>	<b>0-3</b>	<b>.000</b>	<b>217-297</b>	<b>.731</b>	<b>293-393-686</b>	<b>140</b>	<b>101</b>	<b>144</b>	<b>273</b>	<b>899</b>	<b>3.5</b>	<b>0.7</b>	<b>4.6</b>

**NBA POSTSEASON STATISTICS**

Season	G-GS	MIN	FG-A	PCT	3FG-A	PCT	FT-A	PCT	OR-DR-TR	AST	STL	TO	BLK	PTS	RPG	APG	PPG
2013 MIL	4-0	54	4-9	.444	0-0	---	0-0	---	3-3-6	1	2	0	2	8	1.5	0.3	2.0
<b>TOTALS</b>	<b>4-0</b>	<b>54</b>	<b>4-9</b>	<b>.444</b>	<b>0-0</b>	<b>---</b>	<b>0-0</b>	<b>---</b>	<b>3-3-6</b>	<b>1</b>	<b>2</b>	<b>0</b>	<b>2</b>	<b>8</b>	<b>1.5</b>	<b>0.3</b>	<b>2.0</b>

**NBA CAREER HIGHS**

MIN	FGM	FGA	3FGM	FTM	FTA	REBS	ASTS	STLS	BS	PTS
39	9	14 (2)	---	7	7	11	5	4	6	19
3/27/11 at OKC	2/20/12 vs. LAC	2/20/12 vs. LAC		3/5/12 at WAS	3/5/12 at WAS	3/30/13 vs. OKC	4/2/12 at WAS	4/13/11 vs. POR	4/11/11 at DEN	2/20/12 vs. LAC

**2012-13 SEASON HIGHLIGHTS ...** Averaged 4.3 points, 3.3 rebounds and 1.1 block in 76 games (nine starts) ... led the Bucks in blocked shots on 17 occasions ... recorded multiple blocks in 24 games, including a season- and game-high 5 in the Bucks' 27-point comeback win at CHI on 11/26 ... with 85 total blocks, was one of just three players in the league to amass 80+ blocks while averaging under 20.0 mpg ... made his first of nine starts on the season vs. BOS on 12/1 ... scored in double figures in back-to-back games from 3/10-12 - the second pair of consecutive 10-point games in his career ... recorded his first career double-double with 14 points and a career-high 11 rebounds on 3/30 vs. OKC ... suffered ankle sprains on 2/27 at HOU and 4/5 at NYK, which resulted in three missed games ... also sat out the 12/12 game vs. SAC with a wrist injury ... received two DNP-CDs.

**PRO CAREER ... 2011-12:** Appeared in 61 games split between Golden State and Milwaukee ... averaged 5.6 points, 4.2 rebounds and 1.67 blocks (11th in NBA) on the season ... posted 33 multi-block games, with a league-high 26 of them coming in a reserve role ... scored in double figures nine times and had two games with 10 rebounds ... started 11 games (five with MIL) and averaged 10.5 points, 5.7 rebounds and 1.82 blocks as a starter ... scored a career-high 19 points (9-of-14 FG) on 2/20 vs. LAC ... led the Bucks in blocks in 14 of his 23 games in Milwaukee ... grabbed a career-high 10 rebounds on 3/22 vs. BOS, and matched that effort with 10 boards against ATL on 3/27 in his first start in a Bucks uniform.

**2010-11:** Appeared in 58 games (18 starts) and averaged 4.1 points, 3.1 rebounds and 1.48 blocks in 17.8 minutes per contest ... among NBA rookie leaders, ranked first in blocks and 16th in rebounds ... started 18 games, averaging 5.7 points, 4.3 rebounds and 2.28 blocks and 25.5 minutes in those contests ... posted career-high 16 points on 8-of-12 shooting in 30 minutes at PHX on 2/10 ... registered 2 or more blocks in eight straight games (3/16 - 3/29) which was the second-longest by a Warriors rookie since Robert Parish recorded nine straight in January 1977 ... made NBA debut vs. MIA on 12/10 and scored 2 points in three minutes ... missed first 22 games of the season after undergoing off-season surgery (7/14/10) to repair a torn ligament in left wrist ... recorded 10+ points six times ... recorded 3+ blocks 12 times, including two games with 5+ ... was on inactive list 22 times and registered two DNP-CD's on the season.

**PLAYOFF HISTORY ... (4 games, 0 starts) ... 2013:** Played in all four postseason games for the Bucks and averaged 2.0 points, 1.5 rebounds and 0.5 blocks per game ... had 2 blocked shots and 2 steals vs. MIA on 4/28.

**COLLEGE ...** Played three seasons (two at Michigan, one at Baylor) and averaged 8.4 points, 6.3 rebounds and 1.5 assists in 103 career games ... named Honorable Mention All-American as voted on by The Associated Press as a junior at Baylor ... named Big 12 Newcomer of the Year and All-Big 12 Second Team by AP and conference coaches as a junior ... named Big 12 Defensive Player of the Year by Sporting News as a junior ... named to Big 12 All-Defense and Big 12 All-Rookie teams by conference coaches as a junior ... named to Big 10 All-Defensive team as a sophomore while at Michigan.

**CAREER TRANSACTIONS ...** Selected by the Golden State Warriors in the first round (6th pick) of the 2010 NBA Draft ... acquired by Milwaukee along with Kwame Brown and Monta Ellis in exchange for Andrew Bogut and Stephen Jackson on 3/14/12.

**PERSONAL ...** Full name is Ekpedeme Friday Udoh ... pronounced Ekpe (EH-pay) Udoh (YOU-doh) ... son of Alice and Sam Udoh ... has one older brother, Eddie, and two younger sisters, Esther and Sefon ... both of his parents are from Nigeria ... his parents, who are both of average height, were told that Ekpe would not be tall when he was young; however, his grandfather on his father's side was 7-feet tall ... returned to Baylor following his rookie season to complete his education, earning 14 credits to secure his bachelor's degree ... was very active in Warriors community outreach programs during his rookie season ... visited children at Kaiser Permanente Hospital in Oakland, took part in the Lucky Thanksgiving food distribution and helped encourage fans to use public transportation by passing out prepaid BART cards ... also took part in a special Season of Giving Holiday Party for 20 kids from the Make-A-Wish Foundation and their families at the practice facility, which for the day was morphed into a giant playground with numerous kids activities ... following the devastating tornadoes that swept across portions of Oklahoma, Kansas and Missouri in April and May of 2011, returned to native Oklahoma to assist in the ongoing recovery and cleanup efforts ... favorite TV shows growing up were "Fresh Prince of Bel Air" and "Martin" ... favorite TV shows now are "Criminal Minds" and "Scandal" ... enjoys listening to rap, R&B and gospel ... favorite musical artists are Jay-Z and Young Money ... attended high school with former NFL player Reggie Smith ... was named to Oklahoma McDonald's All-State team in 2006 following his senior season at Sante Fe High School in Edmond, OK ... won state championship as a junior in high school ... wears size 16 shoes ... on Twitter as @EkpeUdoh.



NATE WOLTERS  
#6

POSITION: GUARD  
HEIGHT: 6-4  
WEIGHT: 190  
BIRTHDATE: 5/15/91  
COLLEGE: SOUTH DAKOTA STATE  
NBA EXPERIENCE: 1ST SEASON  
DRAFTED: 2013  
38TH OVERALL - WASHINGTON

**CAREER HIGHLIGHTS**

- Became the first Summit League player to ever earn AP All-American honors when he was named to the Third Team
- One of four NCAA Division I men's basketball players in history to complete his career with at least 2,000 points, 600 rebounds and 600 assists
- Only the third player to average 20 points, 5 assists and 5 rebounds in two individual seasons since the NCAA started keeping assists as an official stat in 1983-84
- Scored in double figures in 72 games in a row, and in all but 13 of his 128 games at SDSU (11 of which were in his freshman year and two in his sophomore season)

**COLLEGE STATISTICS**

Season	G-GS	MIN	FG-A	PCT	3FG-A	PCT	FT-A	PCT	TR	AST	STL	TO	BLK	PTS	RPG	APG	PPG
09-10 SDSU	30	729	85-219	.388	20-55	.364	113-136	.831	102	86	35	62	8	303	3.4	2.9	10.1
10-11 SDSU	31	1029	201-449	.448	42-103	.408	160-201	.796	142	188	41	69	7	604	4.6	6.1	19.5
11-12 SDSU	34	1216	250-558	.448	33-137	.241	188-240	.783	174	202	59	75	2	721	5.1	5.9	21.2
12-13 SDSU	33	1256	242-499	.485	64-169	.379	187-230	.813	184	193	57	77	4	735	5.6	5.8	22.3
TOTALS	128	4230	778-1725	.451	159-464	.343	648-807	.803	602	669	192	283	21	2363	4.7	5.2	18.5

**COLLEGE CAREER HIGHS**

MIN	FGM	FGA	3FGM	FTM	FTA	REBS	ASTS	STLS	BS	PTS
50	17	28 (2)	9	14	19	10 (4)	12 (2)	5	1 (12)	53
2/20/13	2/7/13	2/7/13	2/7/13	3/6/11	3/6/11	2/20/13	3/11/13	11/28/12	2/7/13	2/7/13
at CSU Bak.	vs. IPFW	at IPFW	at IPFW	vs IPFW	vs IPFW	at CSU Bak.	vs. Ft. Wayne	vs. ND	at IPFW	at IPFW



**2012-13 SEASON HIGHLIGHTS** ... Appeared in 33 games for the South Dakota State Jackrabbits and averaged 22.3 points, 5.6 rebounds and 5.8 assists ... became the first Summit League player to ever earn AP All-American honors when he was named to the Third Team ... earned many other honors his senior year including Summit League Player of the Year, All-Summit League First Team, Summit League Championships MVP, Wooden Award Finalist, Bob Cousy Award Final 12 candidate and Lou Naismith Men's Player of the Year candidate ... two-time Summit League Player of the Month ... named Summit League Player of the Week seven times ... designated the ESPN Player of the Week on 2/10 ... set a Jackrabbit single-game record with 53 points (and 9 3-pointers) at Fort Wayne on 2/7 – the high in all of Division I basketball in 2012-13.

**PRO CAREER** ... 2013 NBA Summer League: Played in five games (one start) and averaged 9.4 points, 3.2 rebounds and 2.8 assists in 23.4 minutes per game ... shot 40.9% from the field.

**COLLEGE** ... Left SDSU with several notable career achievements: one of four NCAA Division I men's basketball players in history to complete his career with at least 2,000 points, 600 rebounds and 600 assists; the third player to average 20 points, five assists and five rebounds in two individual seasons since the NCAA started keeping assists as an official stat in 1983-84; scored in double figures in 72 games in a row, and in all but 13 of his 128 games at SDSU, 11 of which were in his freshman year and two in his sophomore season ... holds SDSU records for career scoring (2,363), assists (669) and free throws made (648) ... 2011-12: Played in 34 games for South Dakota State and averaged 22.3 points, 5.1 rebounds and 5.9 assists ... recognized as a Lou Henson All-American, AP All-American Honorable Mention, Summit League Championships MVP, All-Summit League First Team and Academic All-Summit League ... 2010-11: Completed his sophomore season playing in 31 games with averages of 19.5 points, 4.6 rebounds and a career-high 6.1 assists per game ... named to the All-Summit League First Team and Summit League Championships All-Tournament Team ... 2009-10: Named to the Summit League All-Newcomer Team after averaging 10.1 points, 3.4 rebounds and 2.9 assists in 30 games as a freshman.

**HIGH SCHOOL** ... Attended St. Cloud Tech High School in St. Cloud, Minn. ... led the Tigers to a Central Lakes Conference championship and a Class 4A Section 8 Championship his senior season, and a third place finish at the 4A State Tournament in both his junior and senior years ... finished his career at St. Cloud Tech as the all-time leading scorer in school history with 1,767 points ... averaged 24.3 points and 6.4 rebounds as a senior, 19.6 points and 6.5 rebounds as a junior, and 13.8 points and 3.3 rebounds as a sophomore ... three-time all-conference selection, three-time team MVP and two-time St. Cloud Times All-Area Player of the Year ... named to the St. Paul Pioneer Press all-state first team, and earned Associated Press all-state second-team honors following his senior season.

**CAREER TRANSACTIONS** ... Originally selected by the Washington Wizards with the 38th overall pick in the 2013 NBA Draft on 6/27/13; his rights were subsequently acquired by Philadelphia before being moved to Milwaukee in exchange for the draft rights to Ricky Ledo (the 43rd overall pick in the draft) and a future second round pick to the Sixers ... signed his first NBA contract with Milwaukee on 8/1/13.

**PERSONAL** ... Son of Bonnie and Roger ... has two older sisters, Sara and Kristen ... attended St. Cloud Tech High School in St. Cloud, Minn. ... in addition to his four varsity letters in basketball, Wolters earned four varsity letters in tennis and was named all-conference honorable mention twice ... continues to play tennis and also likes to golf when not on the basketball court ... lists pasta as his favorite food ... enjoys playing all the sports video games on his PS3 ... favorite movies include "Shawshank Redemption" and "Gran Torino" ... favorite TV show is "King of Queens" ... would like to travel to Europe ... interested in one day coaching basketball ... is in the process of completing his degree in history ... on Twitter as @NateWolters.

GENERAL  
INFO

FRONT  
OFFICE

PLAYERS

2012-13  
SEASON

STATS &  
RECORDS

HISTORY

NBA

OPPONENTS

MEDIA

# 2013-14 ROSTER

NO	PLAYER	POS	HEIGHT	WEIGHT	BIRTHDATE	PRIOR TO NBA/COUNTRY	YRS PRO
34	Giannis Antetokounmpo	F	6-9	210	12/06/94	Filathlitikos/Greece	R
3	Caron Butler	F	6-7	217	03/13/80	Connecticut/USA	11
10	Carlos Delfino	F/G	6-6	220	08/29/82	Argentina	8
31	John Henson	F	6-11	220	12/28/90	North Carolina/USA	1
7	Ersan Ilyasova	F	6-10	235	05/15/87	Ulker/Turkey	5
11	Brandon Knight	G	6-3	189	12/02/91	Kentucky/USA	2
00	O.J. Mayo	G	6-5	200	11/05/87	USC/USA	5
22	Khris Middleton	F	6-7	215	08/12/91	Texas A&M/USA	1
12	Gary Neal	G	6-4	210	10/03/84	Towson/USA	3
27	Zaza Pachulia	C	6-11	240	02/10/84	Ulker/Rep. of Georgia	10
9	Miroslav Raduljica	C	7-1	280	01/05/88	Azovmash/Serbia	R
13	Luke Ridnour	G	6-2	175	02/13/81	Oregon/USA	10
8	Larry Sanders	C	6-11	235	11/21/88	VCU/USA	3
5	Ekpe Udoh	F	6-10	245	05/20/87	Baylor/USA	3
6	Nate Wolters	G	6-4	190	05/15/91	South Dakota State/USA	R

## HEAD COACH

Larry Drew (Missouri)

## ASSISTANT COACHES

### TRAINER

Jim Cleamons (Ohio State)

Bob Bender (Duke)

Nick Van Exel (Cincinnati)

Scott Williams (North Carolina)

Josh Oppenheimer (Northern Arizona)

## PRONUNCIATION GUIDE

Giannis Antetokounmpo	YAHN-iss ah-deh-toh-KOON-boh
Carlos Delfino	Del-FEE-no
Ersan Ilyasova	EHR-san EE-lee-ah-soh-va
Zaza Pachulia	zah-zah pah-CHOO-lee-ah
Miroslav Raduljica	MEER-oh-slav ra-DOO-liht-zah
Ekpe Udoh	EH-pay YOU-doh

# HOW THE BUCKS WERE BUILT

## VIA DRAFT

Giannis Antetokounmpo	2013 - 1st round - 15th overall
John Henson	2012 - 1st round - 14th overall
Ersan Ilyasova	2005 - 2nd round - 36th overall
Larry Sanders	2010 - 1st round - 15th overall

## VIA FREE AGENCY

Carlos Delfino	Signed with the Bucks on 07/17/13
O.J. Mayo	Signed with the Bucks on 07/12/13
Gary Neal	Signed with the Bucks on 07/30/13
Zaza Pachulia	Signed with the Bucks on 07/17/13
Miroslav Raduljica	Signed with the Bucks on 07/26/13

## VIA TRADE

Caron Butler	Acquired from Phoenix in exchange for Viacheslav Kravtsov and Ish Smith on 8/28/13.
Brandon Knight	Acquired from Detroit along with Viacheslav Kravtsov and Khris Middleton in exchange for Brandon Jennings on 7/31/13.
Khris Middleton	Acquired from Detroit along with Brandon Knight and Viacheslav Kravtsov in exchange for Brandon Jennings on 7/31/13.
Luke Ridnour	Acquired from Minnesota on 7/11/13, in a three-team deal that included Oklahoma City. Bucks also received a 2014 second round pick from MIN (from LAL) and cash considerations from OKC. Bucks sent draft rights to 2003 second round pick (35th overall) Szymon Szewczyk to OKC, while Thunder sign and trade Kevin Martin to Timberwolves along with cash considerations.
Ekpe Udoh	Acquired from Golden State along with Kwame Brown and Monta Ellis in exchange for Andrew Bogut and Stephen Jackson on 3/14/12.
Nate Wolters	Draft rights acquired from Philadelphia in exchange for the draft rights to Ricky Ledo and a future second round draft choice on 6/28/13.

## HEAD ATHLETIC TRAINER

Scott Barthlama (Northern Colorado)

## DIRECTOR OF PHYSICAL THERAPY/ATHLETIC

Chris McKenzie (Ohio)

## STRENGTH & CONDITIONING COACH

Robert Hackett (Wisconsin)



MILWAUKEE BUCKS 2012-13 SEASON

# 2012-13 MILWAUKEE BUCKS



**BACK ROW:** Assistant Coach Joe Wolf, Equipment Manager Jay Namoc, Video Coordinator Cody Ross, Assistant Coach Bill Peterson, Assistant Coach Anthony Goldwire, Assistant Coach Sidney Moncrief, Assistant Coach Chris Gilmartin, Head Athletic Trainer Marc Boff, Head Strength and Conditioning Coach Jeff Macy, Assistant Trainer Scott Barthliama. **MIDDLE ROW:** General Manager John Hammond, Brandon Jennings, Monta Ellis, Luc Richard Mbah a Moute, Marquis Daniels, J.J. Redick, Ish Smith, Head Coach Jim Boylan, President Herb Kohl. **FRONT ROW:** John Henson, Gustavo Ayón, Drew Gooden, Samuel Dalembert, Joel Przybilla, Larry Sanders, Ersan Ilyasova, Ekpe Udoh, Mike Dunleavy.

## SEASON NOTES

- The Bucks compiled a 38-44 mark for the season and earned the eighth seed in the Eastern Conference playoff race, giving Milwaukee its 27th postseason berth in franchise history. Milwaukee's 21-20 mark at the BMO Harris Bradley Center marked the fifth consecutive season in which the Bucks had a winning record at home (and 14th time in the last 16 years overall).

- Both Brandon Jennings and Monta Ellis were named Eastern Conference Player of the Week twice during the season. The four total honors for the Bucks trailed only the Heat (7), Knicks (5) and Thunder (5) for most in the league during the 2012-13 campaign.

- Larry Sanders finished the 2012-13 campaign with 201 total blocks – the fourth-highest total in franchise history and the first 200-block campaign by a Buck since Elmore Smith had 238 in 1975-76. With Sanders leading the way, the Bucks piled up 550 blocks as a team, surpassing the previous franchise record of 532 set during the 1982-83 season.

- Four Bucks players combined to notch 21 30-point games for Milwaukee: Brandon Jennings (10), Monta Ellis (9), Samuel Dalembert (1) and Ersan Ilyasova (1). That number was the most for a Bucks squad since 2006-07, when four players – Michael Redd (12), Mo Williams (6), Earl Boykins (4) and Ruben Patterson (1) – combined for 27 such games.

- On Nov. 30, Larry Sanders posted the first triple-double of his career by notching 10 points, 12 rebounds and 10 blocked shots at Minnesota. The 10 blocks tied Kareem Abdul-Jabbar's single-game Bucks franchise record.

- The Bucks earned their first win in Phoenix since the 1986-87 season with a 98-94 victory on Jan. 17, snapping a skid of 24 consecutive road losses to the Suns.

## BUCKS 2012-13 SEASON STATISTICS

PLAYER	G-GS	MIN	FG	FGA	PCT	3FG	3FGA	PCT	FT	FTA	PCT	OR	DR	TR	AST	PF	DQ	STL	TO	BLK	PTS	AVG
Ellis	82-82	3076	597	1436	.416	94	328	.287	289	374	.773	45	271	316	496	164	0	169	254	36	1577	19.2
Jennings	80-80	2897	497	1247	.399	173	461	.375	230	281	.819	59	187	246	521	155	1	125	203	10	1397	17.5
Redick (TOT)	78-13	2379	382	880	.434	165	451	.366	171	190	.900	17	154	171	296	117	0	38	138	9	1100	14.1
Redick (MIL)	28-2	804	120	298	.403	48	151	.318	56	61	.918	8	44	52	76	47	0	9	33	4	344	12.3
Ilyasova	73-54	2012	371	803	.462	95	214	.444	125	157	.796	154	366	520	117	185	1	68	75	36	962	13.2
Dunleavy	75-3	1943	276	624	.442	128	299	.428	105	128	.820	31	260	291	145	135	0	39	90	35	785	10.5
Sanders	71-55	1937	306	605	.506	0	2	.000	84	136	.618	224	448	672	83	233	3	53	87	201	696	9.8
Udoh	39-0	719	113	238	.475	13	49	.265	24	33	.727	17	61	78	138	39	0	16	53	2	263	6.7
Mbah a Moute	59-45	1326	151	377	.401	13	37	.351	72	126	.571	69	167	256	55	92	0	42	70	14	387	6.7
Dalembert	47-23	765	137	253	.542	1	1	1.000	38	55	.691	105	171	276	21	90	1	17	51	53	313	6.7
Henson	63-9	827	162	336	.482	0	3	.000	56	105	.533	116	181	297	31	83	0	19	47	42	380	6.0
Daniels	59-33	1085	132	351	.376	20	72	.278	40	54	.741	48	102	150	65	77	0	51	45	10	324	5.5
Harris	28-14	325	53	115	.461	7	21	.333	23	26	.885	17	40	57	13	31	0	8	18	7	136	4.9
Udoh	76-9	1312	117	269	.435	0	1	.000	89	119	.748	113	138	251	43	139	1	39	43	85	323	4.3
Ayon (TOT)	55-3	735	92	167	.551	0	0	—	20	50	4.000	60	139	199	71	107	0	22	47	17	204	3.7
Ayon (MIL)	12-0	163	25	42	.595	0	0	—	1	12	.083	20	39	59	12	24	0	9	9	4	51	4.3
Lamb	23-0	280	33	95	.347	4	16	.250	8	15	.533	3	14	17	20	27	0	7	16	0	78	3.4
Gooden	16-0	151	20	61	.328	1	5	.200	11	16	.688	13	18	31	6	21	0	5	9	6	52	3.3
Smith (TOT)	52-3	516	56	159	.352	6	27	.296	3	7	.429	12	49	61	87	26	1	21	37	9	123	2.4
Smith (MIL)	16-0	138	17	43	.395	4	10	.400	0	0	—	1	14	15	30	12	1	8	10	3	38	2.4
Przybilla	12-1	68	1	4	.250	0	0	—	0	2	.000	5	16	21	4	10	0	1	4	2	2	2.0
<b>BUCKS</b>	<b>82</b>	<b>19830</b>	<b>3128</b>	<b>7197</b>	<b>.435</b>	<b>601</b>	<b>1670</b>	<b>.390</b>	<b>1251</b>	<b>1700</b>	<b>.7361088</b>	<b>2537</b>	<b>3605</b>	<b>1876</b>	<b>1554</b>	<b>8</b>	<b>685</b>	<b>1156</b>	<b>550</b>	<b>8108</b>	<b>96.9</b>	
<b>OPONENTS</b>	<b>82</b>	<b>19830</b>	<b>3152</b>	<b>6946</b>	<b>.454</b>	<b>529</b>	<b>1519</b>	<b>.348</b>	<b>1398</b>	<b>1841</b>	<b>.7591019</b>	<b>2757</b>	<b>3776</b>	<b>1693</b>	<b>1567</b>	<b>8</b>	<b>658</b>	<b>1310</b>	<b>362</b>	<b>8231</b>	<b>100.4</b>	

# GAME-BY-GAME RESULTS

Gm	Date	Opponent	W-L	Score	Record	Bucks High Scorer	Opp. High Scorer	Atten.
1	11/2	@ Boston	W	99-88	1-0	Jennings, 21	Garnett, 15	18,624
2	11/3	Cleveland	W	105-102	2-0	Dunleavy, 29	Irving, 27	17,086
3	11/7	Memphis	L	90-108	2-1	Jennings, 19	Randolph/Speights, 18	11,465
4	11/9	@ Washington	W	101-91	3-1	Ellis, 22	Beal, 22	14,531
5	11/10	Boston	L	92-96	3-2	Ellis, 32	Pierce, 25	14,589
6	11/12	@ Philadelphia	W	105-96	4-2	Jennings, 33	Jr. Holiday, 25	15,086
7	11/14	Indiana	W	99-85	5-2	Ellis/Jennings, 16	T. Hansbrough, 17	11,573
8	11/17	New Orleans	W	117-113	6-2	Ellis/Jennings, 22	Davis, 28	14,731
9	11/19	@ Charlotte	L	98-102	6-3	Ellis, 31	Sessions, 23	11,248
10	11/21	@ Miami	L	106-113 (OT)	6-4	Jennings, 19	James/Wade, 28	19,971
11	11/24	Chicago	L	86-93	6-5	Jennings, 23	Boozer/Hamilton, 22	14,812
12	11/26	@ Chicago	W	93-92	7-5	Ilyasova, 18	Hamilton, 30	21,485
13	11/28	New York	L	88-102	7-6	Jennings/Udrih, 18	Anthony, 29	11,439
14	11/30	@ Minnesota	L	85-95	7-7	Ellis/Jennings, 18	Ridnour/Shved, 16	16,418
15	12/1	Boston	W	91-88	8-7	Sanders, 18	Pierce, 19	16,581
16	12/3	@ New Orleans	L	81-102	8-8	Jennings, 25	Anderson, 22	12,321
17	12/5	@ San Antonio	L	99-110	8-9	Ellis, 21	Parker/Neal, 22	18,349
18	12/7	Charlotte	W	108-93	9-9	Ilyasova, 21	Henderson, 19	13,371
19	12/9	@ Brooklyn	W	97-88	10-9	Jennings, 26	D. Williams, 18	16,390
20	12/12	Sacramento	W	98-85	11-9	Jennings, 19	Evans, 17	11,491
21	12/14	@ Cleveland	W	90-86	12-9	Ellis, 33	Irving, 26	14,146
22	12/15	L.A. Clippers	L	85-111	12-10	Daniels, 16	Barnes, 21	13,691
23	12/18	Indiana	W	98-93	13-10	Jennings, 34	Hill, 18	11,739
24	12/19	@ Memphis	L	80-90	13-11	Jennings, 26	Randolph, 15	16,007
25	12/21	@ Boston	W	99-94 (OT)	14-11	Ellis, 27	Pierce, 35	18,624
26	12/22	Cleveland	L	82-94	14-12	Ellis, 37	Walters, 18	14,176
27	12/26	Brooklyn	W	108-93	15-12	Jennings, 25	Lopez, 21	13,102
28	12/29	Miami	W	104-85	16-12	Jennings, 25	James, 26	18,717*
29	12/30	@ Detroit	L	94-96	16-13	Ellis, 30	Prince, 20	14,219
30	1/2	San Antonio	L	110-117	16-14	Jennings, 31	Duncan, 28	15,084
31	1/4	Houston	L	101-115	16-15	Jennings, 16	Harden, 29	15,867
32	1/5	@ Indiana	L	80-95	16-16	Ellis, 21	Hibbert, 20	15,329
33	1/8	Phoenix	W	108-99	17-16	Jennings, 29	Dragic, 21	13,014
34	1/9	@ Chicago	W	104-96	18-16	Jennings, 35	Boozer, 22	21,570
35	1/11	Detroit	L	87-103	18-17	Jennings/Udrih, 15	Monroe, 26	15,681
36	1/13	@ Toronto	W	107-96	19-17	Jennings/Henson, 19	DeRozan, 23	17,384
37	1/15	@ L.A. Lakers	L	88-104	19-18	Ellis, 17	Howard/Bryant, 31	18,997
38	1/17	@ Phoenix	W	98-94	20-18	Ellis, 24	Brown, 20	15,963
39	1/19	@ Portland	W	110-104	21-18	Jennings, 30	Lillard, 26	20,487
40	1/22	Philadelphia	W	110-102	22-18	Ilyasova, 27	Turner, 23	13,080
41	1/25	@ Cleveland	L	108-113	22-19	Ilyasova, 30	Irving, 35	15,098
42	1/26	Golden State	W	109-102	23-19	Ellis/Jennings, 20	Curry, 26	16,937
43	1/29	@ Detroit	W	117-90	24-19	Jennings, 30	Drummond, 18	15,479
44	1/30	Chicago	L	88-104	24-20	Ilyasova, 18	Robinson, 24	17,640
45	2/1	@ New York	L	86-96	24-21	Ilyasova, 19	Anthony, 25	19,033
46	2/2	Orlando	W	107-98	25-21	Ellis, 21	Vucevic, 20	14,321
47	2/5	@ Denver	L	104-112	25-22	Dalembert, 35	Gallinari/Lawson, 22	15,272
48	2/6	@ Utah	L	86-100	25-23	Jennings/Ilyasova, 17	Jefferson/Millsap, 19	18,571
49	2/9	Detroit	L	100-105	25-24	Jennings, 26	Calderon, 23	15,511
50	2/11	Washington	L	90-102	25-25	Ellis, 24	Beal, 28	13,842
51	2/13	Philadelphia	W	94-92	26-25	Ellis, 27	Turner, 20	15,114
52	2/19	@ Brooklyn	L	111-113 (OT)	26-26	Jennings, 34	J. Johnson, 24	17,334
53	2/20	Brooklyn	L	94-97	26-27	Jennings, 31	D. Williams, 23	14,563
54	2/23	Atlanta	L	102-103	26-28	Ilyasova, 19	Teague/Horford, 23	18,289
55	2/26	@ Dallas	W	95-90	27-28	Ellis, 22	Nowitzki, 21	19,870
56	2/27	@ Houston	W	110-107	28-28	Ellis, 27	Harden, 25	15,463
57	3/2	Toronto	W	122-114 (OT)	29-28	Ilyasova, 29	Anderson, 21	16,165
58	3/4	Utah	W	109-108 (OT)	30-28	Ellis, 34	Favors, 23	13,926
59	3/6	@ L.A. Clippers	L	101-117	30-29	Ellis, 22	Crawford, 25	19,060
60	3/9	@ Golden State	W	103-93	31-29	Jennings, 31	Landry/Thompson, 18	19,596
61	3/10	@ Sacramento	W	115-113	32-29	Ellis, 29	Cousins, 24	14,761
62	3/12	Dallas	L	108-115	32-30	Ellis, 32	Carter, 23	14,154
63	3/13	@ Washington	L	93-106	32-31	Ellis, 26	Wall, 23	14,506
64	3/15	Miami	L	94-107	32-32	Ilyasova, 26	Bosh/James, 28	18,717*
65	3/17	Orlando	W	115-109	33-32	Ellis, 39	Afflalo, 24	15,591
66	3/19	Portland	W	102-95	34-32	Jennings, 24	Matthews, 28	14,397
67	3/20	@ Atlanta	L	90-98	34-33	Jennings, 21	Teague, 27	11,920
68	3/22	@ Indiana	L	78-102	34-34	Ellis, 22	T. Hansbrough, 22	18,165
69	3/24	Atlanta	L	99-104	34-35	Ellis, 20	Horford, 24	17,587
70	3/27	@ Philadelphia	L	92-100	34-36	Ellis, 29	Jr. Holiday/Wilkins, 18	16,640
71	3/28	L.A. Lakers	W	113-103	35-36	Sanders, 21	Bryant, 30	16,884
72	3/30	Oklahoma City	L	99-109	35-37	Ilyasova, 29	Durant, 30	17,578
73	4/1	Charlotte	L	131-102	36-37	Sanders, 24	Walker, 27	15,315
74	4/3	Minnesota	L	98-107	36-38	Ilyasova, 29	Pekovic, 27	15,386
75	4/5	@ New York	L	83-101	36-39	Jennings, 25	Anthony, 41	19,033
76	4/6	Toronto	W	100-83	37-39	Ellis, 22	Anderson, 14	16,746
77	4/9	@ Miami	L	83-94	37-40	Jennings, 30	James, 28	19,834
78	4/10	@ Orlando	L	103-113 (OT)	37-41	Ellis, 21	Vucevic/Harris, 30	17,127
79	4/12	@ Atlanta	L	104-109	37-42	Ellis, 27	Smith/Teague, 24	16,908
80	4/13	@ Charlotte	L	85-95	37-43	Dunleavy, 19	Walker, 21	14,680
81	4/15	Denver	L	111-112	37-44	Ellis, 38	Lawson, 26	16,517
82	4/17	@ Oklahoma City	W	95-89	38-44	Henson, 28	Jackson, 23	18,203

\* denotes sellout

GENERAL  
INFO

FRONT  
OFFICE

PLAYERS

2012-13  
SEASON

STATS &  
RECORDS

HISTORY

NBA

OPPONENTS

MEDIA

# 2012-13 SEASON AT A GLANCE

## BUCKS VS. NBA

Home/Road by Division/Conference

	TOTAL	HOME	ROAD	OVERTIME
Atlantic	11-7	6-3	5-4	2-1
Central	7-9	3-5	4-4	—
Southeast	6-12	5-4	1-8	0-2
<b>Eastern</b>	<b>24-28</b>	<b>14-12</b>	<b>10-16</b>	<b>2-3</b>
Southwest	3-7	1-4	2-3	—
Northwest	4-6	2-3	2-3	1-0
Pacific	7-3	4-1	3-2	—
<b>Western</b>	<b>14-16</b>	<b>7-8</b>	<b>7-8</b>	<b>1-0</b>

## RECORD BY MONTH

	OVERALL	HOME	ROAD
November	7-7	3-4	4-3
December	9-6	6-2	3-4
January	8-7	3-4	5-3
February	4-8	2-4	2-4
March	7-9	5-4	2-5
April	3-7	2-2	1-5
<b>Total</b>	<b>38-44</b>	<b>21-20</b>	<b>17-24</b>

## RECORD BY DAY OF THE WEEK

	OVERALL	HOME	ROAD
Sunday	5-1	1-1	3-1
Monday	4-4	2-2	2-2
Tuesday	6-5	4-1	2-4
Wednesday	7-15	4-6	3-9
Thursday	2-0	1-0	1-0
Friday	5-9	1-3	4-6
Saturday	10-9	8-7	2-2

Record by Team

ATLANTIC	11-7	CENTRAL	7-9	SOUTHEAST	6-12
Boston	3-1	Chicago	2-2	Atlanta	0-4
Brooklyn	2-2	Cleveland	2-2	Charlotte	2-2
New York	0-3	Detroit	1-3	Miami	1-3
Philadelphia	3-1	Indiana	2-2	Orlando	2-1
Toronto	3-0	Washington	1-2		
SOUTHWEST	3-7	NORTHWEST	4-6	PACIFIC	7-3
Dallas	1-1	Denver	0-2	Golden State	2-0
Houston	1-1	Minnesota	0-2	LA Clippers	0-2
Memphis	0-2	Oklahoma City	1-1	LA Lakers	1-1
New Orleans	1-1	Portland	2-0	Phoenix	2-0
San Antonio	0-2	Utah	1-1	Sacramento	2-0

## GAME LEADERSHIPS

	SCORING				REB		AST		DBL		TEAM LEADER/TIES				
	10+	20+	30+	10+	10+	PTS	RB	AST	ST	BK					
Ayón	1	-	-	1	-	-	-	-	-	-	1	1			
Dalembert	13	1	1	8	-	8	1	9	-	2	9				
Daniels	13	-	-	-	-	-	1	2	-	10	2				
Dunleavy	41	1	-	1	-	-	2	4	2	3	7				
Ellis	73	37	9	-	8	8	33	1	39	36	5				
Gooden	-	-	-	1	-	-	-	-	-	-	1				
Harris	6	-	-	-	-	-	-	-	-	2	-				
Henson	15	2	-	8	-	6	3	8	-	3	9				
Ilyasova	43	17	1	20	-	18	12	17	-	13	5				
Jennings	66	30	10	1	13	13	34	1	36	27	2				
Lamb	-	-	-	-	-	-	-	-	-	1	-				
Mbah a Moute	12	1	-	1	-	1	-	3	1	6	1				
Przybilla	-	-	-	-	-	-	-	-	-	-	-				
Redick	19	2	-	-	-	-	-	2	1	2					
Sanders	35	2	-	36	-	26*	2	38	-	8	55				
Smith	1(2)	-	-	-	-	-	-	-	3	2	-				
Udoh	8	-	-	1	-	1	-	5	-	7	17				
Udrih	11	-	-	2	-	2	-	7	1	-					

\*Includes PT/RB/BK triple-double on 11/30

## QUARTER SCORING

Bucks

	1st	2nd	3rd	4th	OT	2OT
High	35	40	39	45	18	—
Low	11	12	11 (2)	13	6	—

Opponents

	1st	2nd	3rd	4th	OT	2OT
High	36	36	42	38 (2)	18	—
Low	16	8	11	12	6	—

## ATTENDANCE

41 home games

616,469 (15,036 average) 2 sellouts (18,717 capacity)

41 road games

693,702 (16,920 average)

## BUCKS RECORD WHEN ...

They shoot .500 +	7-0
They shoot .450 - .499	17-13
They shoot .449 or less	14-31
They score 100+	25-13
They score 90-99	13-14
They score 89 or less	0-17
They have = or more rebounds	20-12
They have = or more assists	28-15
They have = or more steals	21-22
They have = or more turnovers	10-22
They have = or higher FG%	30-7
Ahead or tied after 1st Q	16-23
Ahead or tied at the half	21-12
Ahead or tied after 3rd Q	28-14
They score 30+ in 1st Q	8-7
They score 50+ in 1st H	24-19

Opp. shoot .500 +	3-16
Opp. shoot .450 - .499	5-14
Opp. shoots .449 or less	30-14
Opp. scores 100+	12-32
Opp. scores 90-99	17-12
Opp. scores 89 or less	9-0
Opp. has more rebounds	18-32
Opp. has more assists	10-29
Opp. has more steals	17-22
Opp. has more turnovers	28-22
Opp. has a higher FG%	8-37
They are behind after 1st Q	22-21
They are behind at the half	17-32
They are behind after 3rd Q	10-30
Opp. scores 30+ in 1st Q	6-12
Opp. scores 50+ in 1st H	15-29

## MARGINS OF VICTORY/DEFEAT

	1	2	3	4	5	6	7	8	9	10	11	12	13	14	15	16	17	18	19	20
Won By	2	2	3	3	3	2	3	4	3	2	-	1	1	2	-	1	-	1	-	-
Lost By	2	2	1	2	4	-	4	3	1	6	2	2	2	3	1	4	-	2	-	-
	21	22	23	24	25	26	27	28	29	30	31	32	33	34	35	36	37	38	39	40
Won By	-	-	-	-	-	1	-	1	-	-	-	-	-	-	-	-	-	-	-	-
Lost By	1	-	-	1	-	1	-	-	-	-	-	-	-	-	-	-	-	-	-	-

# 2012-13 SEASON AT A GLANCE

## TRANSACTIONS

6/27/12:	Acquired Samuel Dalembert, the 14th pick in the 2012 NBA Draft and a future second round pick from Houston in exchange for Jon Brockman, Jon Leuer, Shaun Livingston and the 12th pick in the 2012 NBA Draft.	1/8/13:	Bucks & Scott Skiles reached mutual agreement to part ways. Jim Boylan named head coach.
7/10/12:	Signed 2012 1st-round draft pick John Henson.	1/12/13:	Assigned Doron Lamb to the Fort Wayne Mad Ants of the NBA D-League.
7/11/12:	Signed 2012 2nd-round draft pick Doron Lamb.	1/21/13:	Recalled Doron Lamb from the Fort Wayne Mad Ants of the NBA D-League.
7/12/12:	Re-signed Ersan Ilyasova to multi-year contract.	2/3/13:	Reassigned Doron Lamb to the Fort Wayne Mad Ants of the NBA D-League.
8/9/12:	Signed free agent Joel Przybilla.	2/10/13:	Recalled Doron Lamb from the Fort Wayne Mad Ants of the NBA D-League.
9/25/12:	Signed free agent Marquis Daniels.	2/21/13:	Acquired Gustavo Ayón, J.J. Redick and Ish Smith from Orlando in exchange for Tobias Harris, Doron Lamb and Beno Udrih.
10/1/12:	Signed free agents Mustapha Farrakhan, Eddie Gill, Orien Greene and Alando Tucker.		
10/27/12:	Waived Farrakhan, Gill, Greene and Tucker.		

## STARTING LINEUPS

### Starting Lineup Combinations

Jennings, Ellis, Harris, Ilyasova, Dalembert	6-4	.600
Jennings, Ellis, Harris, Ilyasova, Przybilla	0-1	.000
Jennings, Ellis, Harris, Henson, Dalembert	1-2	.333
Jennings, Ellis, Daniels, Henson, Udoh	1-1	.500
Jennings, Ellis, Daniels, Sanders, Udoh	2-1	.667
Jennings, Ellis, Daniels, Mbah a Moute, Dalembert	1-0	1.000
Jennings, Ellis, Daniels, Mbah a Moute, Sanders	5-6	.455
Jennings, Ellis, Mbah a Moute, Udoh, Sanders	0-2	.000
Jennings, Ellis, Mbah a Moute, Ilyasova, Sanders	13-9	.591
Jennings, Ellis, Mbah a Moute, Ilyasova, Dalembert	1-3	.250
Jennings, Ellis, Daniels, Ilyasova, Dalembert	0-1	.000
Jennings, Ellis, Dunleavy, Mbah a Moute, Sanders	1-0	1.000
Jennings, Ellis, Mbah a Moute, Udoh, Dalembert	1-0	1.000
Jennings, Ellis, Dunleavy, Ilyasova, Sanders	0-2	.000
Jennings, Ellis, Daniels, Ilyasova, Sanders	4-7	.364
Jennings, Ellis, Daniels, Dalembert, Sanders	1-2	.333
Ellis, Redick, Daniels, Ilyasova, Henson	0-1	.000
Ellis, Redick, Mbah a Moute, Ilyasova, Henson	0-1	.000
Jennings, Ellis, Mbah a Moute, Ilyasova, Henson	0-1	.000
Jennings, Ellis, Mbah a Moute, Udoh, Henson	1-0	1.000

### Record as a Starter

Samuel Dalembert	11-12	.478
Marquis Daniels	14-19	.333
Mike Dunleavy	1-2	.333
Monta Ellis	38-44	.463
Tobias Harris	7-7	.500
John Henson	3-6	.333
Ersan Ilyasova	24-30	.444
Brandon Jennings	38-42	.475
Luc Richard Mbah a Moute	23-22	.511
Joel Przybilla	0-1	.000
J.J. Redick	0-2	.000
Larry Sanders	26-29	.473
Ekpe Udoh	5-4	.556

## GAMES MISSED

Players	Date(s)	Games	Injury
Samuel Dalembert	2/26	1	Team Suspension
Marquis Daniels	1/22, 2/19-20	3	Illness
	2/5, 9	2	Personal Reasons
Mike Dunleavy	12/1, 12/5-15	7	Bruised Left Knee
Tobias Harris	12/14-26	7	Rt. Elbow Laceration
Ersan Ilyasova	1/5	1	Right Ankle Pain
	3/9-10	2	Left Knee Pain
	3/19-22	3	Left Hip Pain
	4/10	1	Illness
	4/17	1	Right Wrist Pain
Brandon Jennings	4/12-13	2	Left Achilles Soreness
Doron Lamb	1/22	1	Left Ankle Sprain
Luc Mbah a Moute	11/2-30	14	Rt. Knee Surgery Rehab
	2/6	1	Sore Right Knee
	3/12-24	8	Right Big Toe Sprain
	4/1	1	Illness
Joel Przybilla	12/18	1	NBA Suspension
J.J. Redick	3/10	1	Right Ankle Sprain
Larry Sanders	12/12, 1/30	2	Illness
	2/6-13	4	Lower Back Contusion
	3/10	1	Left Knee Pain
	4/12-17	4	Lower Back Soreness
Ekpe Udoh	12/12	1	Left Wrist Sprain
	4/6-10	3	Right Ankle Sprain
Beno Udrih	11/7	1	Right Quad Contusion
	12/1-22, 1/2	13	Right Ankle Sprain
<b>TOTAL</b>		<b>86</b>	

**DNP – Coach's Decision (199):** Gustavo Ayón (13), Samuel Dalembert (34), Marquis Daniels (18), Drew Gooden (53), Tobias Harris (18), John Henson (17), Ersan Ilyasova (1), Doron Lamb (6), Joel Przybilla (31), Ish Smith (6), Ekpe Udoh (2)

**DNP – Inactive List (87):** Gustavo Ayón (4), Drew Gooden (13), John Henson (2), Doron Lamb (23), Joel Przybilla (38), Ish Smith (7)

GENERAL  
INFO

FRONT  
OFFICE

PLAYERS

2012-13  
SEASON

STATS &  
RECORDS

HISTORY

NBA

OPPONENTS

MEDIA

# 2012-13 HIGHS & LOWS - TEAM

BUCKS			
<b>POINTS</b>			
High	131	Charlotte	04/01/13
Low	78	at Indiana	03/22/13
High - Half	71	Orlando	03/17/13
Low - Half	31	at New Orleans	12/03/12
High - Quarter	45	Orlando	03/17/13
Low - Quarter	11 (3)	at Indiana	03/22/13
<b>FIELD GOALS MADE</b>			
High	51	Charlotte	04/01/13
Low	29 (3)	at New York	04/05/13
<b>FIELD GOALS ATTEMPTED</b>			
High	109	at Miami	11/21/12
Low	71	at Brooklyn	12/09/12
<b>FIELD GOAL %</b>			
High	.519 (3)	Philadelphia	01/22/13
Low	.307	at Indiana	03/22/13
<b>3-POINT FIELD GOALS MADE</b>			
High	17	at Atlanta	04/12/13
Low	1	Detroit	01/11/13
<b>3-POINT FIELD GOALS ATTEMPTED</b>			
High	33	at Atlanta	04/12/13
Low	12 (2)	Atlanta	02/23/13
<b>3-POINT FIELD GOAL %</b>			
High	.588	Brooklyn	12/26/12
Low	.063	Detroit	01/11/13
<b>FREE THROWS MADE</b>			
High	28	at Sacramento	03/10/13
Low	5	at Denver	02/05/13
<b>FREE THROWS ATTEMPTED</b>			
High	38	at Sacramento	03/10/13
Low	9	Minnesota	04/03/13
<b>FREE THROW %</b>			
High	.947	Brooklyn	12/26/12
Low	.455	at Denver	02/05/13
<b>OFFENSIVE REBOUNDS</b>			
High	24	Sacramento	12/12/12
Low	3	Cleveland	11/03/12
<b>DEFENSIVE REBOUNDS</b>			
High	42	at Philadelphia	11/12/12
Low	21	at New Orleans	12/03/12
<b>TOTAL REBOUNDS</b>			
High	60	Sacramento	12/12/12
Low	32	at Toronto	01/13/13
<b>ASSISTS</b>			
High	34	at Cleveland	01/25/13
Low	11	at Memphis	12/19/12
<b>STEALS</b>			
High	17	Miami	12/29/12
Low	3	Chicago	01/30/13
<b>TURNOVERS</b>			
High	25	Houston	01/04/13
Low	6 (2)	Miami	12/29/12
<b>OPPONENTS POINTS OFF OF TURNOVERS</b>			
High	29 (3)	at Denver	02/05/13
Low	2	Miami	12/29/12
<b>BLOCKED SHOTS</b>			
High	15	at Chicago	01/09/13
Low	1 (2)	at L.A. Clippers	03/06/13
<b>FOULS</b>			
High	29	Indiana	01/09/13
Low	11	at Oklahoma City	04/17/13

OPPONENTS			
<b>POINTS</b>			
High	117 (2)	at L.A. Clippers	03/06/13
Low	83	Toronto	04/06/13
High - Half	69 (2)	at Atlanta	04/12/13
Low - Half	30	at Boston	11/02/12
High - Quarter	42	at New York	04/05/13
Low - Quarter	8	Portland	03/19/13
<b>FIELD GOALS MADE</b>			
High	51 (OT)	at Orlando	04/10/13
Low	30	Toronto	04/06/13
<b>FIELD GOALS ATTEMPTED</b>			
High	109 (OT)	at Orlando	04/10/13
Low	72	Boston	11/10/12
<b>FIELD GOAL %</b>			
High	.568	Washington	02/11/13
Low	.361	Toronto	04/06/13
<b>3-POINT FIELD GOALS MADE</b>			
High	14	Atlanta	02/23/13
Low	1	at Dallas	02/26/13
<b>3-POINT FIELD GOALS ATTEMPTED</b>			
High	36	at New York	04/05/13
Low	8 (2)	at Memphis	12/19/12
<b>3-POINT FIELD GOAL %</b>			
High	.533	at Orlando	04/10/13
Low	.059	at Dallas	02/26/13
<b>FREE THROWS MADE</b>			
High	30	L.A. Lakers	03/28/13
Low	3	at Orlando	04/10/13
<b>FREE THROWS ATTEMPTED</b>			
High	46	Denver	04/15/13
Low	8 (2)	at Orlando	04/10/13
<b>FREE THROW %</b>			
High	1.000 (3)	Miami	04/09/13
Low	.375	at Orlando	04/10/13
<b>OFFENSIVE REBOUNDS</b>			
High	23	Utah	03/04/13
Low	3	Dallas	03/12/13
<b>DEFENSIVE REBOUNDS</b>			
High	45	at Indiana	03/22/13
Low	23	at Toronto	01/13/13
<b>TOTAL REBOUNDS</b>			
High	6(OT)	at Orlando	04/10/13
Low	31	at Philadelphia	11/12/12
<b>ASSISTS</b>			
High	33 (3)	Minnesota	04/03/13
Low	14	Sacramento	02/12/12
<b>STEALS</b>			
High	14 (2)	at Atlanta	04/12/13
Low	3 (2)	Miami	12/29/12
<b>TURNOVERS</b>			
High	27	Charlotte	04/01/13
Low	8 (2)	at Oklahoma City	04/17/13
<b>OPPONENTS POINTS OFF OF TURNOVERS</b>			
High	31	at Detroit	01/29/13
Low	2	at L.A. Lakers	01/15/13
<b>BLOCKED SHOTS</b>			
High	12 (3)	Oklahoma City	03/30/13
Low	0 (2)	at Washington	03/14/13
<b>FOULS</b>			
High	26 (3)	Toronto	03/02/13
Low	12	Atlanta	03/24/13

NOTE: Numbers in ( ) indicate totals achieved more than once.



# 2012-13 HIGHS & LOWS - INDIVIDUAL

BUCKS			
<b>Points</b>			
Monta Ellis	39	Orlando	03/17/13
Monta Ellis	38	Denver	04/15/13
Monta Ellis	37	Cleveland	12/22/13
Samuel Dalembert	35	at Denver	02/05/13
Brandon Jennings	35	at Chicago	01/09/13
<b>Rebounds</b>			
John Henson	25	at Orlando	04/10/13
Larry Sanders	20	at Boston (OT)	12/21/13
Larry Sanders	19	Atlanta	02/23/13
Ersan Ilyasova	18	at Philadelphia	03/27/13
John Henson	18	at Miami	11/21/13
<b>Assists</b>			
Brandon Jennings	19	Toronto	03/02/13
Brandon Jennings	17	Utah	03/04/13
Monta Ellis	14	Charlotte	04/01/13
Brandon Jennings	14	Orlando	03/17/13
4 times	13		
<b>Blocks</b>			
Larry Sanders	10	at Minnesota	11/30/13
John Henson	7	at Orlando	04/10/13
Larry Sanders	7	at Chicago	01/09/13
Larry Sanders	7	at New Orleans	12/03/13
5 times	6		
<b>Steals</b>			
Monta Ellis	6	7 times	
Brandon Jennings	6	at Boston	11/02/13
<b>FG Made</b>			
Samuel Dalembert	17	at Denver	02/05/13
Monta Ellis	15	Utah	03/04/13
Monta Ellis	15	Cleveland	12/22/13
Monta Ellis	14	2 times	
<b>FG Attempted</b>			
Monta Ellis	28	at Charlotte	11/19/13
Monta Ellis	27	at Orlando	04/10/13
Brandon Jennings	27	Detroit	02/09/13
Monta Ellis	27	Cleveland	12/22/13
<b>FT Made</b>			
Brandon Jennings	12	at Portland	01/19/13
Monta Ellis	11	at Sacramento	03/10/13
Monta Ellis	10	at San Antonio	12/05/13
Monta Ellis	10	Toronto	04/06/13
<b>FT Attempted</b>			
Brandon Jennings	15	at Portland	01/19/13
Monta Ellis	12	at Sacramento	03/10/13
4 times	11		
<b>3FG Made</b>			
Monta Ellis	6	Denver	04/15/13
Ersan Ilyasova	6	at Atlanta	04/12/13
Brandon Jennings	6	at Golden State	03/09/13
Mike Dunleavy	6	Cleveland	11/03/13
<b>3FG Attempted</b>			
Monta Ellis	11	Denver	04/15/13
J.J. Redick	11	at Charlotte	04/13/13
Brandon Jennings	11	at Golden State	03/09/13

OPPONENTS			
<b>Points</b>			
Carmelo Anthony	41	at New York	04/05/13
Kyrie Irving	35	at Cleveland	01/25/13
Paul Pierce	35	at Boston (OT)	12/21/13
Dwight Howard	31	at L.A. Lakers	01/15/13
Kobe Bryant	31	at L.A. Lakers	01/15/13
<b>Rebounds</b>			
Omer Asik	22	at Houston	02/27/13
Nikola Vucevic	20	at Orlando	04/10/13
Dirk Nowitzki	20	at Dallas	02/26/13
Tyson Chandler	20	at New York	02/01/13
<b>Assists</b>			
Chris Paul	13	L.A. Clippers	12/15/13
Ricky Rubio	12	Minnesota	04/03/13
Jrue Holiday	12	Philadelphia	02/13/13
Jrue Holiday	12	Philadelphia	01/22/13
Mike Conley	12	Memphis	11/07/13
<b>Blocks</b>			
Serge Ibaka	8	Oklahoma City	03/30/13
Roy Hibbert	7	at Indiana	03/22/13
Enes Kanter	5	at Utah	02/06/13
Roy Hibbert	5	at Indiana	01/05/13
<b>Steals</b>			
Ricky Rubio	8	Minnesota	04/03/13
Kyle Lowry	5	Toronto	03/02/13
Nate Robinson	5	at Chicago	01/09/13
17 times	4		
<b>FG Made</b>			
Carmelo Anthony	17	at New York	04/05/13
Nikola Vucevic	14	at Orlando	04/10/13
Dwight Howard	14	at L.A. Lakers	01/15/13
Tobias Harris	13	at Orlando	04/10/13
Paul Pierce	13	at Boston (OT)	12/21/13
<b>FG Attempted</b>			
Carmelo Anthony	28	at New York	04/05/13
Nikola Vucevic	26	at Orlando	04/10/13
LeBron James	24	Miami	03/15/13
Richard Hamilton	24	at Chicago	11/26/13
<b>FT Made</b>			
Kobe Bryant	18	L.A. Lakers	03/28/13
Ty Lawson	11	Denver	04/15/13
Kemba Walker	11	Charlotte	04/01/13
<b>FT Attempted</b>			
Kobe Bryant	20	L.A. Lakers	03/28/13
Russell Westbrook	14	Oklahoma City	03/30/13
Ty Lawson	13	Denver	04/15/13
Kemba Walker	13	Charlotte	04/01/13
<b>3FG Made</b>			
Wesley Matthews	7	Portland	03/19/13
Matt Barnes	6	at L.A. Clippers	03/06/13
Carlos Delfino	6	Houston	01/04/13
5 times	5		
<b>3FG Attempted</b>			
J.R. Smith	13	at New York	02/01/13
4 times	11		

GENERAL INFO

FRONT OFFICE

PLAYERS

2012-13 SEASON

STATS & RECORDS

HISTORY

NBA

OPPONENTS

MEDIA

# 2012-13 INDIVIDUAL SEASON HIGHS

PLAYER	MINUTES	FIELD	FREE	REBOUNDS			BLOCKED			POINTS	
		GOALS	THROWS	OFF.	DEF.	TOTAL	ASSISTS	STEALS	SHOTS		TURNOVERS
GUSTAVO AYON	27 Apr. 17 at OKC.	6 Mar. 10 at Sac.	1 Mar. 12 vs Dall.	4 (2) Apr. 13 at Cha.	9 Apr. 17 at OKC.	12 Apr. 17 at OKC.	3 Mar. 12 vs Dall.	2 Mar. 10 at Sac.	4T Apr. 6 vs Tor.	1 (4) Apr. 17 at OKC.	12 Mar. 10 at Sac.
SAMUEL DALEMBERT	33 Feb. 9 vs Det.	17C Feb. 5 at Den.	4 (3) Feb. 9 vs Det.	7 (2) Feb. 13 vs Phil.	9 Mar. 10 at Sac.	14 Feb. 13 vs Phil.	2 (4) Mar. 20 at Atl.	4T Feb. 6 at Utah	4 Nov. 26 at Chi.	5 (2) Feb. 9 vs Det.	35C Feb. 5 at Den.
MARQUIS DANIELS	37 Apr. 10 at OrL.	7 (2) Mar. 28 vs LA-L	4 Mar. 22 at Ind.	4 (2) Mar. 22 at Ind.	7 Dec. 9 at Brk.	7 (3) Apr. 10 at OrL.	5 Dec. 1 vs Bos.	4 Nov. 28 vs N.Y.	3 (3) Mar. 30 vs OKC.	1 (10) Apr. 6 vs Tor.	18 Dec. 7 vs Cha.
MIKE DUNLEAVY	38 Mar. 12 vs Dall.	10 Nov. 3 vs CleV.	5 Dec. 29 vs Miami	3 (2) Nov. 21 at Miami	12 Nov. 3 vs CleV.	12 Nov. 3 vs CleV.	6 (3) Apr. 10 at OrL.	3 Dec. 29 vs Miami	5 Apr. 12 at Atl.	4C Nov. 19 at Cha.	29 Nov. 3 vs CleV.
MONTA ELLIS	49 Feb. 19 at Brk.	15 (2) Mar. 4 vs Utah	11 Mar. 10 at Sac.	3 Mar. 19 vs Port.	8 (2) Apr. 12 at Atl.	9 Mar. 19 vs Port.	17C Apr. 12 at Atl.	6 (7) Apr. 6 vs Tor.	6 (10) Apr. 9 at Miami	3C(2) Mar. 19 vs Port.	39 Mar. 17 vs OrL.
DREW GOODEN	22 Dec. 12 vs Sac.	4 (2) Feb. 26 at Dall.	3 Dec. 30 at Det.	4 Dec. 12 vs Sac.	6 Dec. 12 vs Sac.	10 Dec. 12 vs Sac.	2 Dec. 12 vs Sac.	1 (5) Jan. 5 at Ind.	2 Dec. 15 vs LA-C	1 (6) Apr. 6 vs Tor.	9 Dec. 30 at Sac.
JOHN HENSON	44C Apr. 17 at OKC.	11C Apr. 17 at OKC.	6C Apr. 17 at OKC.	8C(3) Apr. 17 at OKC.	19C Apr. 10 at OrL.	25C Apr. 10 at OrL.	3C(3) Apr. 10 at OrL.	3C(2) Apr. 15 vs Den.	4C Apr. 13 at Cha.	7C Apr. 10 at OrL.	28C Apr. 17 at OKC.
ERSAN ILYASOVA	44T Feb. 19 at Brk.	12 (3) Apr. 3 vs Minn.	8T Dec. 26 vs Brk.	8 Apr. 3 vs Minn.	12 (2) Mar. 27 at Phil.	18 Mar. 27 at Phil.	4 (6) Mar. 4 vs Utah	4T(2) Mar. 28 vs LA-L	5C Jan. 25 at CleV.	2T(8) Apr. 3 vs Minn.	30 Jan. 25 at CleV.
BRANDON JENNINGS	49C Nov. 21 at Miami	13 (3) Feb. 19 at Brk.	12T Jan. 19 at Port.	4T(2) Dec. 21 at Bos.	7 Dec. 21 at Bos.	11T Dec. 21 at Bos.	19C Mar. 2 vs Tor.	6C Nov. 2 at Bos.	7 (2) Feb. 5 at Den.	2 Jan. 2 vs S.A.	35 Jan. 9 at Chi.
LUC RICHARD MBAH A MOUTE	40 Dec. 21 at Bos.	8 (2) Dec. 29 vs Miami	6 Mar. 2 vs Tor.	7 Dec. 3 at N.O.	8 Dec. 18 vs Ind.	10 Dec. 18 vs Ind.	6C Dec. 14 at CleV.	4 Dec. 14 at CleV.	5T Dec. 21 at Bos.	2 (2) Feb. 13 vs Phil.	20 Dec. 21 at Bos.
JOEL PRZYBILLA	17 Nov. 24 vs Chi.	1 Nov. 7 vs Mem.	0	1 (5) Feb. 11 vs Wash.	3 Nov. 14 vs Ind.	4 Nov. 14 vs Ind.	3 Nov. 24 vs Chi.	1 Nov. 24 vs Chi.	1 (4) Feb. 11 vs Wash.	1 (2) Dec. 9 at Brk.	2 Nov. 7 vs Mem.
J.J. REDICK	42 (2) Apr. 13 at Cha.	8 Apr. 1 vs Cha.	7 Feb. 23 vs Atl.	2T(3) Apr. 17 at OKC.	4 Apr. 5 at N.Y.	4 (2) Apr. 5 at N.Y.	7 (2) Mar. 9 at G.S.	2 Apr. 9 at Miami	4 (2) Apr. 12 at Atl.	1 (4) Apr. 13 at Cha.	20 (2) Apr. 15 vs Den.
LARRY SANDERS	40C(2) Mar. 19 vs Port.	11C Apr. 1 vs Cha.	5C(2) Mar. 28 vs LA-L	7T Jan. 5 at Ind.	18C Dec. 21 at Bos.	20C Dec. 21 at Bos.	4T Apr. 3 vs Minn.	3 (2) Jan. 8 vs Phoe.	4T(5) Mar. 27 at Phil.	10C Nov. 30 at Minn.	24C Apr. 1 vs Cha.
ISH SMITH	25 Apr. 17 at OKC.	4 (2) Apr. 13 at Cha.	0	1 Apr. 17 at OKC.	6T Apr. 17 at OKC.	7C Apr. 17 at OKC.	7T Apr. 13 at Cha.	2 (3) Apr. 15 vs Den.	6C Apr. 13 at Cha.	1 (3) Apr. 15 vs Den.	10 Apr. 12 at Atl.
EKPE UDOH	30 Nov. 9 at Wash.	6 Mar. 12 vs Dall.	6 Mar. 30 vs OKC.	6T Jan. 29 at Det.	6T(3) Mar. 30 vs OKC.	11C Mar. 30 vs OKC.	3 Nov. 28 vs N.Y.	3 Mar. 20 at Atl.	3 (3) Apr. 17 at OKC.	5 Nov. 26 at Chi.	14 (2) Mar. 30 vs OKC.
BUCKS High Games	265 (6) Apr. 10 at OrL.	51 Apr. 1 vs Cha.	28 Mar. 10 at Sac.	24 Dec. 12 vs Sac.	42 (2) Dec. 21 at Bos.	60 Dec. 12 vs Sac.	34 Jan. 25 at CleV.	17 Dec. 29 vs Miami	25 Jan. 4 vs Hou.	15 Jan. 9 at Chi.	131 Apr. 1 vs Cha.
BUCKS Low Games	240 (76) Apr. 17 at OKC.	29 (3) Apr. 5 at N.Y.	5 Feb. 5 at Den.	3 Nov. 3 vs CleV.	21 Dec. 3 at N.O.	32 Jan. 13 at Tor.	11 Dec. 19 at Mem.	3 Jan. 30 vs Chi.	6 (2) Dec. 29 vs Miami	1 (2) Mar. 6 at LA-C	78 Mar. 22 at Atl.
OPPONENTS High Games	265 (6) Apr. 10 at OrL.	51 Apr. 10 at OrL.	32 Apr. 15 vs Den.	23 Mar. 4 vs Utah	45 Mar. 22 at Ind.	62 Apr. 10 at OrL.	33 (3) Apr. 3 vs Minn.	16 Dec. 21 at Bos.	27 Dec. 14 at CleV.	12 (3) Mar. 30 vs OKC.	117 (2) Mar. 6 at LA-C
OPPONENTS Low Games	240 (76) Apr. 17 at OKC.	30 (2) Apr. 6 vs Tor.	3 Apr. 10 at OrL.	3 Mar. 12 vs Dall.	23 Jan. 13 at Tor.	31 Nov. 12 at Phil.	14 Dec. 12 vs Sac.	3 (3) Dec. 29 vs Miami	8 (2) Apr. 17 at OKC.	0 (2) Mar. 13 at Wash.	83 Apr. 6 vs Tor.

"C" indicates a new career-high, "T" a tied career-high.  
Numbers in parentheses indicate the number of games in which a player or team has reached a given total (if more than one).



MILWAUKEE BUCKS **STATS & RECORDS**

# SEASON-BY-SEASON RECORD/TITLES

Season	Home	(Neutral)	Road	(Neutral)	Overall	Pct	Playoffs
1968-69	18-22	(3-3)	9-33	(1-6)	27-55	.328	-
1969-70	29-12	(2-1)	27-14	(3-0)	56-26	.683	5-5
1970-71	38-3	(4-1)	28-13	-	66-16	.805	12-2
1971-72	34-7	(3-2)	29-12	(2-0)	63-19	.768	6-5
1972-73	35-6	(2-1)	25-16	(0-1)	60-22	.732	2-4
1973-74	34-7	(3-0)	25-16	(1-0)	59-23	.720	11-5
1974-75	25-16	(1-2)	13-28	-	38-44	.463	-
1975-76	22-19	-	16-25	-	38-44	.463	1-2
1976-77	24-17	-	6-35	-	30-52	.366	-
1977-78	28-13	-	16-25	-	44-38	.537	5-4
1978-79	28-13	-	10-31	-	38-44	.463	-
1979-80	28-13	-	21-20	-	49-33	.598	3-4
1980-81	34-7	-	26-15	-	60-22	.732	3-4
1981-82	31-10	-	24-17	-	55-27	.671	2-4
1982-83	31-10	-	20-21	-	51-31	.621	5-4
1983-84	30-11	-	20-21	-	50-32	.609	8-8
1984-85	36-5	-	23-18	-	59-23	.720	3-5
1985-86	33-8	-	24-17	-	57-25	.695	7-7
1986-87	32-9	-	18-23	-	50-32	.610	6-6
1987-88	30-11	-	12-29	-	42-40	.512	2-3
1988-89	31-10	-	18-23	(1-0)	49-33	.598	3-6
1989-90	27-14	-	17-24	(1-0)	44-38	.537	1-3
1990-91	33-8	-	15-26	-	48-34	.585	0-3
1991-92	25-16	-	6-35	(0-1)	31-51	.378	-
1992-93	18-23	-	10-31	(0-1)	28-54	.341	-
1993-94	11-30	-	9-32	-	20-62	.244	-
1994-95	22-19	-	12-29	(2-0)	34-48	.415	-
1995-96	14-27	-	11-30	(0-1)	25-57	.305	-
1996-97	20-21	-	13-28	-	33-49	.402	-
1997-98	21-20	-	15-26	-	36-46	.439	-
1998-99	17-8	-	11-14	-	28-22	.560	0-3
1999-00	23-18	-	19-22	-	42-40	.512	2-3
2000-01	31-10	-	21-20	-	52-30	.634	10-8
2001-02	25-16	-	16-25	-	41-41	.500	-
2002-03	25-16	-	17-24	-	42-40	.512	2-4
2003-04	27-14	-	14-27	-	41-41	.500	1-4
2004-05	23-18	-	7-34	-	30-52	.366	-
2005-06	25-16	-	15-26	-	40-42	.488	1-4
2006-07	18-23	-	10-31	-	28-54	.342	-
2007-08	19-22	-	7-34	-	26-56	.317	-
2008-09	22-19	-	12-29	-	34-48	.415	-
2009-10	28-13	-	18-23	-	46-36	.561	3-4
2010-11	22-19	-	13-28	-	35-47	.427	-
2011-12	17-16	-	14-19	-	31-35	.470	-
2012-13	21-20	-	17-24	-	38-44	.463	0-4

## ALL-TIME RECORDS

### Regular Season

1,894-1,748 (.520)

### Regular Season (home)

1,165-655 (.640)

### Regular Season (away)

729-1,093 (.400)

### Playoffs

104-118 (.468)

## TITLES/CHAMPIONSHIPS

### NBA Championship (1)

1971

### NBA Conference Titles (2)

1971, 1974 (Western Conference)

### NBA Division Titles (13)

1971, 1972, 1973, 1974, 1976, 1980 (Midwest Division)

1981, 1982, 1983, 1984, 1985, 1986, 2001 (Central Division)



# CONFERENCE/DIVISION RECORDS

Season	CONFERENCE					DIVISION			
	Eastern	Western	Atlantic	Central	Southeast	Midwest	Northwest	Pacific	Southwest
1968-69	7-29	20-26	--	--	--	--	--	--	--
1969-70	27-13	29-13	--	--	--	--	--	--	--
1970-71	30-8	36-8	14-5	16-3	--	14-4	--	22-4	--
1971-72	30-8	33-11	13-6	17-2	--	13-5	--	20-6	--
1972-73	22-10	38-12	11-5	11-5	--	15-5	--	23-7	--
1973-74	25-7	34-16	11-5	14-2	--	14-6	--	20-10	--
1974-75	18-18	20-26	9-7	9-11	--	14-12	--	6-14	--
1975-76	15-21	23-23	7-9	8-12	--	13-8	--	10-15	--
1976-77	15-27	15-25	7-12	8-15	--	7-13	--	8-12	--
1977-78	24-18	20-20	11-8	13-10	--	14-6	--	6-14	--
1978-79	19-23	19-21	9-11	10-12	--	9-7	--	10-14	--
1979-80	10-12	39-21	3-7	7-5	--	15-9	--	24-12	--
1980-81	41-17	19-5	18-10	23-7	--	9-3	--	10-2	--
1981-82	41-17	14-10	17-11	24-6	--	7-5	--	7-5	--
1982-83	36-22	15-9	14-15	22-7	--	9-3	--	6-6	--
1983-84	35-23	15-9	16-13	19-10	--	8-4	--	7-5	--
1984-85	39-19	20-4	19-9	20-10	--	10-2	--	10-2	--
1985-86	39-19	18-6	18-10	21-9	--	10-2	--	8-4	--
1986-87	34-24	16-8	17-11	17-13	--	7-5	--	9-3	--
1987-88	28-30	14-10	15-13	13-17	--	5-7	--	9-3	--
1988-89	29-27	20-6	18-8	11-19	--	9-3	--	11-3	--
1989-90	28-26	16-12	14-10	14-16	--	8-6	--	8-6	--
1990-91	33-21	15-13	17-7	16-14	--	7-7	--	8-6	--
1991-92	22-34	9-17	12-16	10-18	--	7-5	--	2-12	--
1992-93	20-36	8-18	10-18	10-18	--	5-7	--	3-11	--
1993-94	14-42	6-20	5-23	9-19	--	3-9	--	3-11	--
1994-95	26-30	8-18	13-15	13-15	--	3-9	--	5-9	--
1995-96	16-38	9-19	8-18	8-20	--	5-9	--	4-10	--
1996-97	22-32	11-17	12-14	10-18	--	8-6	--	3-11	--
1997-98	20-34	16-12	11-15	9-19	--	7-7	--	9-5	--
1998-99	25-20	3-2	12-9	13-11	--	1-1	--	2-1	--
1999-00	28-26	14-14	12-14	16-12	--	8-6	--	6-8	--
2000-01	38-16	14-14	19-7	19-9	--	7-7	--	7-7	--
2001-02	29-25	12-16	12-14	17-11	--	9-5	--	3-11	--
2002-03	32-22	10-18	16-10	16-12	--	4-10	--	6-8	--
2003-04	33-21	8-20	18-8	15-13	--	4-10	--	4-10	--
2004-05	24-28	6-24	7-11	8-8	9-9	--	3-7	1-9	2-8
2005-06	29-23	11-19	12-6	6-10	11-7	--	5-5	2-8	4-6
2006-07	15-37	13-17	7-11	1-15	7-11	--	4-6	5-5	4-6
2007-08	18-34	8-22	3-15	6-10	9-9	--	3-7	2-8	3-7
2008-09	21-31	13-17	8-10	4-12	9-9	--	4-6	4-6	5-5
2009-10	31-21	15-15	13-5	10-6	8-10	--	7-3	5-5	3-7
2010-11	26-26	9-21	12-6	6-10	8-10	--	2-8	4-6	3-7
2011-12	24-24	7-11	9-7	7-8	8-9	--	3-4	2-4	2-3
2012-13	24-28	14-16	11-7	7-9	6-12	--	4-6	7-3	3-7
	1,162-1,067	732-681	520-451	533-488	75-86	288-213	35-52	331-321	29-56

## HOME OPENERS (33-12)

Season	Opponent	W/L	Score
1968-69 *	Chicago	L	84-89
1969-70 *	Detroit	W	119-110
1970-71	Baltimore	W	122-120 (2OT)
1971-72	Cleveland	W	116-82
1972-73	Detroit	W	109-86
1973-74	Golden State	W	109-105
1974-75 *	Houston	L	101-106
1975-76 *	Chicago	L	87-91
1976-77 *	Buffalo	L	112-133
1977-78 *	LA Lakers	W	117-112
1978-79	New York	L	105-115
1979-80	Denver	W	125-97
1980-81	Boston	L	103-110
1981-82	Boston	W	119-103
1982-83 *	New York	W	108-106
1983-84 *	Indiana	W	104-83
1984-85 *	Chicago	W	108-106
1985-86	Atlanta	W	117-91
1986-87	Boston	W	111-105
1987-88	Detroit	W	119-105
1988-89	Atlanta	L	94-107
1989-90	Boston	W	106-100
1990-91	Minnesota	W	111-93
1991-92	Chicago	W	109-107
1992-93	Boston	W	124-88
1993-94	Charlotte	L	103-120
1994-95	LA Lakers	W	97-96
1995-96	New York	L	71-84
1996-97	Boston	W	124-102
1997-98	New Jersey	L	109-113 (OT)
1998-99	New Jersey	W	95-75
1999-00	Detroit	W	121-111
2000-01	Detroit	W	97-88
2001-02	Boston	W	105-99
2002-03	Orlando	L	90-100
2003-04	Chicago	W	98-68
2004-05	Cleveland	W	102-88
2005-06	Miami	W	105-100
2006-07	Sacramento	W	104-91
2007-08	Chicago	W	112-85
2008-09	Toronto	L	87-91
2009-10	Detroit	W	96-85
2010-11	Charlotte	W	98-88
2011-12	Minnesota	W	98-95
2012-13	Cleveland	W	105-102

\* Season-opening games (25-20)

## ROAD OPENERS (22-23)

Season	Opponent	W/L	Score
1968-69	at Atlanta	L	107-125
1969-70	at San Diego	W	115-102
1970-71 *	at Phoenix	W	107-98
1971-72 *	at Phoenix	W	110-97
1972-73 *	at Phoenix	W	117-105
1973-74 *	at Phoenix	W	107-84
1974-75	at Chicago	L	70-87
1975-76	at New Orleans	L	85-100
1976-77	at Atlanta	L	91-115
1977-78	at Denver	L	115-133
1978-79 *	at San Antonio	L	111-153
1979-80 *	at Kansas City	L	103-105
1980-81 *	at Philadelphia	W	106-103
1981-82 *	at Detroit	L	113-118
1982-83	at Cleveland	W	119-95
1983-84	at Detroit	L	93-106
1984-85	at Chicago	L	110-116
1985-86 *	at Detroit	L	116-118
1986-87 *	at Detroit	W	120-104
1987-88 *	at Boston	L	108-125
1988-89 *	at Indiana	W	117-103
1989-90 *	at Boston	L	114-127
1990-91 *	at Detroit	L	104-115
1991-92 *	at Detroit	W	109-99
1992-93 *	at Detroit	W	86-81
1993-94 *	at Cleveland	W	94-91
1994-95 *	at Philadelphia	W	91-86
1995-96 *	at Boston	W	101-100
1996-97 *	at Philadelphia	W	111-103
1997-98 *	at Philadelphia	W	103-88
1998-99 *	at Charlotte	W	113-107 (OT)
1999-00 *	at Houston	W	98-93
2000-01 *	at Dallas	L	93-97
2001-02 *	at Utah	W	119-112 (OT)
2002-03 *	at Philadelphia	L	93-95
2003-04 *	at Minnesota	L	89-95
2004-05 *	at Orlando	L	92-93
2005-06 *	at Philadelphia	W	117-108 (OT)
2006-07 *	at Detroit	W	105-97
2007-08 *	at Orlando	L	83-102
2008-09 *	at Chicago	L	95-108
2009-10 *	at Philadelphia	L	86-99
2010-11 *	at New Orleans	L	91-95
2011-12 *	at Charlotte	L	95-96
2012-13 *	at Boston	W	99-88

## TOP OPENING NIGHT SCORERS

### Bucks - Home Openers

Player	Opponent	Date	Points
Kareem Abdul-Jabbar	Baltimore	10/24/70	39
Terry Cummings	Chicago	10/27/84	34
Ray Allen	Boston	11/03/01	32
Glenn Robinson	New Jersey	11/01/97	32
Marques Johnson	New York	10/20/78	31

### Bucks - Road Openers

Player	Opponent	Date	Points
Kareem Abdul-Jabbar	Phoenix	10/13/72	41
Michael Redd	Detroit	11/01/06	37
Kareem Abdul-Jabbar	San Diego	10/22/69	36
Marques Johnson	San Antonio	10/14/78	35
Ricky Pierce	Boston	11/03/89	35
Sam Cassell	Houston	11/02/99	35

### Opponent - Home Openers

Player	Team	Date	Points
Michael Jordan	Chicago	11/02/91	46
Kevin McHale	Boston	11/01/86	33
Sam Cassell	New Jersey	11/01/97	33
Kevin Love	Minnesota	12/27/11	31
LeBron James	Cleveland	11/06/04	31

### Opponent - Road Openers

Player	Team	Date	Points
Kelly Tripucka	Detroit	10/31/86	39
George Gervin	San Antonio	10/14/78	37
Michael Jordan	Chicago	10/29/84	37
David Thompson	Denver	10/19/77	36
Allen Iverson	Philadelphia	11/01/05	35

GENERAL INFO

FRONT OFFICE

PLAYERS

2012-13 SEASON

STATS & RECORDS

HISTORY

NBA

OPPONENTS

MEDIA

# INDIVIDUAL RECORDS

## BUCKS

### POINTS

Season	2,822	Kareem Abdul-Jabbar		1971-72
Game	57	Michael Redd	UTA	11/11/06

### FIELD GOALS MADE

Season	1,159	Kareem Abdul-Jabbar		1971-72
Game	24	Kareem Abdul-Jabbar	HOU	01/25/73

### FIELD GOALS ATTEMPTED

Season	2,019	Kareem Abdul-Jabbar		1971-72
Game	39	Kareem Abdul-Jabbar	at LAL	03/17/72

### FIELD GOAL PERCENTAGE

Season	.577	Kareem Abdul-Jabbar		1970-71
--------	------	---------------------	--	---------

### FREE THROWS MADE

Season	529	Sidney Moncrief		1983-84
Game	21	Flynn Robinson	ATL	02/17/69

### FREE THROWS ATTEMPTED

Season	743	Kareem Abdul-Jabbar		1969-70
Game	25	Kareem Abdul-Jabbar	at BOS	03/08/70

### FREE THROW PERCENTAGE

Season	.922	Jack Sikma		1987-88
--------	------	------------	--	---------

### 3-POINT FIELD GOALS MADE

Season	229	Ray Allen		2001-02
Game	10	Ray Allen	CHA	04/14/02

### 3-POINT FIELD GOALS ATTEMPTED

Career	2,619	Michael Redd		
Season	528	Ray Allen		2001-02
Game	17	Ray Allen	at CLE (20T)	12/09/02

### 3-POINT FIELD GOAL PERCENTAGE

Season	.476	Dell Curry		1998-99
--------	------	------------	--	---------

### TOTAL REBOUNDS

Season	1,346	Kareem Abdul-Jabbar		1971-72
Game	33	Swen Nater	ATL	12/19/76

### OFFENSIVE REBOUNDS

Season	320	Moses Malone		1991-92
Game	15	Swen Nater	ATL	12/19/76

### DEFENSIVE REBOUNDS

Season	891	Kareem Abdul-Jabbar		1973-74
Game	20	Andrew Bogut	MIA (OT)	01/07/11
	20	Kareem Abdul-Jabbar	at LAL	01/27/74
	20	Kareem Abdul-Jabbar	at PHX	03/25/75

### ASSISTS

Season	729	Sam Cassell		1999-00
Game	24	Ramon Sessions	CHI	04/14/08

### STEALS

Season	246	Alvin Robertson		1990-91
Game	10	Alvin Robertson	UTA	11/19/90

### BLOCKS

Season	283	Kareem Abdul-Jabbar		1973-74
Game	10	Larry Sanders	at MIN	11/30/12
	10	Kareem Abdul-Jabbar	DET	11/03/73

### TURNOVERS

Season	313	Glenn Robinson		1994-95
Game	10	Andrew Bogut	BOS	04/08/08
	10	Vin Baker	at CLE	04/12/94
	10	John Lucas	at WAS	02/15/88

### GAMES PLAYED

Consecutive	400	Ray Allen		11/01/96 through 12/20/01
-------------	-----	-----------	--	------------------------------

## OPPONENTS

### POINTS

Game	61	Karl Malone	at UTA	01/27/90
------	----	-------------	--------	----------

### FIELD GOALS MADE

Game	21	Karl Malone	at UTA	01/27/90
		George Gervin	at SAS (30T)	03/06/82

### FIELD GOALS ATTEMPTED

Game	41	Bob Lanier	at DET	12/25/71
------	----	------------	--------	----------

### FREE THROWS MADE

Game	19	Kevin Love	MIN	12/27/12
		Jermaine O'Neal	at IND	01/04/05
		Karl Malone	at UTA	01/27/90
		Karl Malone	at UTA	01/20/89

### FREE THROWS ATTEMPTED

Game	25	Jermaine O'Neal	at IND	01/04/05
------	----	-----------------	--------	----------

### 3-POINT FIELD GOALS MADE

Game	10	Brian Shaw	MIA	04/08/93
------	----	------------	-----	----------

### 3-POINT FIELD GOALS ATTEMPTED

Game	19	Dennis Scott	ORL	04/13/93
------	----	--------------	-----	----------

### TOTAL REBOUNDS

Game	33	Tom Boerwinkle	at CHI	03/09/71
------	----	----------------	--------	----------

### OFFENSIVE REBOUNDS

Game	18	Charles Oakley	at CHI (OT)	03/15/86
	14	Jayson Williams	NJN	12/27/97
		Olden Polynice	SAC	03/11/94

### DEFENSIVE REBOUNDS

Game	25	Shaquille O'Neal	at LAL	03/21/04
------	----	------------------	--------	----------

### ASSISTS

Game	21	Gary Grant	at LAC	11/29/89
------	----	------------	--------	----------

### STEALS

Game	10	Clyde Drexler	POR	01/10/86
------	----	---------------	-----	----------

### BLOCKS

Game	12	Manute Bol	at WAS	12/12/85
------	----	------------	--------	----------

### TURNOVERS

Game	11	Michael Richardson	NYK	11/13/81
------	----	--------------------	-----	----------



# TEAM RECORDS

BUCKS			
<b>POINTS</b>			
Most	166	at SAS (30T)	03/06/82
	158	N.O.	03/14/79
Fewest	56	at BOS	03/13/11
Most, Half	87	N.O.	03/14/79
Fewest, Half	22	2 times; Last: at BOS	03/13/11
Most, Quarter	53	at CLE	11/12/91
Fewest, Quarter	8	9 times; Last: at LAL	01/10/10
<b>FIELD GOALS MADE</b>			
Most	69	N.O.	03/14/79
Highest %	.667	SAC (54-81)	12/15/85
<b>FIELD GOALS ATTEMPTED</b>			
Most	131	at WAS	03/16/79
<b>FREE THROWS MADE</b>			
Most	48	BOS	03/08/70
Most, 0 Missed	28	LAL	01/12/00
Fewest	3	5 times; Last: HOU	02/20/02
<b>FREE THROWS ATTEMPTED</b>			
Most	62	BOS	03/08/70
Fewest	3	HOU	02/20/02
<b>3-POINT FIELD GOALS MADE</b>			
Most	18	PHX	03/28/06
Most, 0 missed	4	N.J.	12/17/92
<b>3-POINT FIELD GOALS ATTEMPTED</b>			
Most	33	at CLE (20T)	12/09/02
	32	PHX	03/28/06
Most, 0 made	15	PHX	01/22/02
<b>OFFENSIVE REBOUNDS</b>			
Most	32	SAS	03/08/88
Fewest	2	4 times; Last: IND	12/26/03
<b>DEFENSIVE REBOUNDS</b>			
Most	50	NYK	12/29/74
<b>TOTAL REBOUNDS</b>			
Most	85	S.F. (Madison)	12/11/68
Fewest	23	2 times; Last: PHI	01/28/03
<b>ASSISTS</b>			
Most	53	DET	12/26/78
Most, Half	30	DET	12/26/78
<b>STEALS</b>			
Most	24	ORL	03/06/92
<b>TURNOVERS</b>			
Most	35	ATL	03/21/78
Fewest	2	IND	04/01/06
<b>BLOCKS</b>			
Most	18	at DET	11/12/80
<b>PERSONAL FOULS</b>			
Most	42	PHI	04/05/83
	42	at PHX (OT)	11/24/85
Fewest	8	CHI	02/04/12
Most DQs	4	2 times; Last: IND	02/21/07

OPPONENTS			
<b>POINTS</b>			
Most	171	at SAS (30T)	03/06/82
	153	at SAS	10/14/78
Fewest	62	at DAL	11/22/97
	62	at TOR	11/23/03
Most, Half	86	at BAL	12/27/68
Fewest, Half	25	at PHI	03/03/72
	25	BOS	03/18/99
Most, Quarter	49	ORL	02/20/95
Fewest, Quarter	4	at BUF	10/21/72
<b>FIELD GOALS MADE</b>			
Most	68	at SAS (30T)	03/06/82
	63	2 times; Last: CHI	04/14/08
Highest %	.670	CHI (63-94)	04/14/08
<b>FIELD GOALS ATTEMPTED</b>			
Most	140	NYK	12/16/77
<b>FREE THROWS MADE</b>			
Most	48	at DEN	12/30/00
Most, 0 missed	24	DET	01/12/12
<b>FREE THROWS ATTEMPTED</b>			
Most	62	at SEA	01/29/78
<b>3-POINT FIELD GOALS MADE</b>			
Most	17	at HOU	12/22/01
Most, 0 missed	6	at SAS	12/22/90
<b>3-POINT FIELD GOALS ATTEMPTED</b>			
Most	37	SAC	01/26/00
	37	at LAL	11/28/06
	37	ORL	02/11/12
<b>OFFENSIVE REBOUNDS</b>			
Most	34	at IND	03/17/93
<b>DEFENSIVE REBOUNDS</b>			
Most	52	2 times; Last: at LAL	01/10/10
<b>TOTAL REBOUNDS</b>			
Most	77	at BOS	12/26/68
<b>ASSISTS</b>			
Most	46	ORL	02/20/95
<b>STEALS</b>			
Most	19	at DEN	12/07/79
	19	at CHI	02/13/80
	19	at DET	11/16/92
	19	at CHA	01/13/06
<b>TURNOVERS</b>			
Most	40	at NYK	12/03/77
Fewest	4	ORL	01/18/02
<b>BLOCKS</b>			
Most	17	at WAS	12/12/85
	17	at TOR	12/19/97
<b>PERSONAL FOULS</b>			
Most	43	at CHI (20T)	01/15/83
	39	SAC	02/01/91
Fewest	7	HOU	02/20/02
Most DQs	4	CHI	11/30/74

GENERAL  
INFO

FRONT  
OFFICE

PLAYERS

2012-13  
SEASON

STATS &  
RECORDS

HISTORY

NBA

OPPONENTS

MEDIA

# BUCKS ROOKIE RECORDS

## BUCKS

### POINTS

Season 2,361 Kareem Abdul-Jabbar 1969-70

### FIELD GOALS MADE

Season 938 Kareem Abdul-Jabbar 1969-70

### FIELD GOALS ATTEMPTED

Season 1,810 Kareem Abdul-Jabbar 1969-70

### FIELD GOAL PERCENTAGE

Season .533 Andrew Bogut 2005-06

### FREE THROWS MADE

Season 485 Kareem Abdul-Jabbar 1969-70

### FREE THROWS ATTEMPTED

Season 743 Kareem Abdul-Jabbar 1969-70

### FREE THROW PERCENTAGE

Season .823 Ray Allen 1996-97

### 3-POINT FIELD GOALS MADE

Season 145 Brandon Jennings 2009-10

### 3-POINT FIELD GOALS ATTEMPTED

Season 388 Brandon Jennings 2009-10

### 3-POINT FIELD GOAL PERCENTAGE

Season .393 Ray Allen 1996-97

### TOTAL REBOUNDS

Season 1,190 Kareem Abdul-Jabbar 1969-70

### OFFENSIVE REBOUNDS

Season 292 Marques Johnson 1977-78

### DEFENSIVE REBOUNDS

Season 555 Marques Johnson 1977-78

### ASSISTS

Season 470 Brandon Jennings 2009-10

### STEALS

Season 192 Quinn Buckner 1976-77

### BLOCKS

Season 118 Alton Lister 1981-82

### PERSONAL FOULS

Season 291 Quinn Buckner 1976-77

### DISQUALIFICATIONS

Season 12 Greg Smith 1968-69

### TURNOVERS

Season 313 Glenn Robinson 1994-95

### MINUTES

Season 3,534 Kareem Abdul-Jabbar 1969-70

# BUCKS ARENA RECORDS

## MILWAUKEE ARENA RECORDS

	TEAM			
<b>POINTS</b>	HIGH	158	New Orleans	03/14/79
	LOW	77	Chicago	04/11/76
<b>FGM</b>	HIGH	69	New Orleans	03/14/79
	LOW	28	Detroit	02/02/88
<b>FGA</b>	HIGH	128	New York (30T)	12/16/77
	LOW	66	Chicago	02/03/82
<b>3FGM</b>	HIGH	6	Detroit	04/18/87
<b>3FGA</b>	HIGH	12	Dallas	12/13/87
	LOW	0	Many times	
<b>FTM</b>	HIGH	44	New Jersey	04/04/87
	LOW	3	Baltimore	01/01/73
<b>FTA</b>	HIGH	54	Portland	12/11/87
	LOW	6	Baltimore	01/01/73
<b>REBOUNDS</b>	HIGH	85	San Francisco	12/11/68
	LOW	25	Denver	01/18/80
<b>ASSISTS</b>	HIGH	53	Detroit	12/26/78
	LOW	12	New York	12/23/75
<b>STEALS</b>	HIGH	21	2 times; Last: NO	03/14/79
	LOW	2	4 times; Last: DAL	12/16/83
<b>TURNOVERS</b>	HIGH	35	Atlanta	03/21/78
	LOW	6	Washington	11/26/83
<b>BLOCKS</b>	HIGH	16	Atlanta (OT)	11/28/80
	INDIVIDUAL			
<b>POINTS</b>	55	Kareem Abdul-Jabbar	Boston	12/10/71
	<b>REBOUNDS</b>	33	Swen Nater	Atlanta
<b>ASSISTS</b>	21	Guy Rodgers	Detroit	10/31/68
	<b>TURNOVERS</b>	8	6 times; Last: Jack Sikma	Washington
<b>BLOCKS</b>	10	Kareem Abdul-Jabbar	Detroit (OT)	11/03/73
<b>FGM</b>	23	Kareem Abdul-Jabbar	Boston	12/10/71
<b>FGA</b>	36	2 times; Last: K. Abdul-Jabbar	Los Angeles	01/07/73
<b>3FGM</b>	4	3 times; Last: Craig Hodges	Utah	01/08/88
<b>3FGA</b>	8	Craig Hodges	LA Lakers	12/10/86
<b>FTM</b>	17	Kareem Abdul-Jabbar	Philadelphia	02/18/72
<b>FTA</b>	22	Kareem Abdul-Jabbar	Philadelphia	02/18/72

## BMO HARRIS BRADLEY CENTER RECORDS

	TEAM			
<b>POINTS</b>	HIGH	155	Seattle (50T)	11/09/89
	LOW	65	Atlanta	11/21/96
<b>FGM</b>	HIGH	59	Orlando	11/16/89
	LOW	23	New York	12/02/99
<b>FGA</b>	HIGH	116	Golden State (OT)	03/08/03
	LOW	60	Detroit	12/10/96
<b>3FGM</b>	HIGH	18	Phoenix	03/28/06
<b>3FGA</b>	HIGH	32	2 times; Last: ATL	04/12/10
	LOW	0	2 times; Last: DET	12/06/88
<b>FTM</b>	HIGH	46	Sacramento	02/01/91
	LOW	3	2 times; Last: HOU	02/20/02
<b>FTA</b>	HIGH	58	Sacramento	02/01/91
	LOW	3	Houston	02/20/02
<b>REBOUNDS</b>	HIGH	64	Detroit	04/20/94
	LOW	23	Phoenix	01/26/96
<b>ASSISTS</b>	HIGH	46	Charlotte	01/10/00
	LOW	9	Miami	03/26/10
<b>STEALS</b>	HIGH	24	Orlando	03/06/92
	LOW	1	2 times; Last: ORL	01/18/02
<b>TURNOVERS</b>	HIGH	29	LA Clippers	01/04/89
	LOW	2	Indiana	04/01/06
<b>BLOCKS</b>	HIGH	12	Philadelphia	12/14/94
	INDIVIDUAL			
<b>POINTS</b>	57	Michael Redd	Utah	11/11/06
	<b>REBOUNDS</b>	27	Andrew Bogut	Miami (OT)
<b>ASSISTS</b>	24	Ramon Sessions	Chicago	04/14/08
	<b>TURNOVERS</b>	10	Andrew Bogut	Boston
<b>BLOCKS</b>	8	Ervin Johnson	Toronto	04/07/98
<b>FGM</b>	21	Brandon Jennings	Golden State	11/14/09
<b>FGA</b>	34	Brandon Jennings	Golden State	11/14/09
<b>3FGM</b>	10	Ray Allen	Charlotte	04/14/02
<b>3FGA</b>	14	6 times; Last: Brandon Jennings	Miami	02/01/12
<b>FTM</b>	18	Ramon Sessions	Detroit (OT)	02/07/09
<b>FTA</b>	21	Ramon Sessions	Detroit (OT)	02/07/09

GENERAL  
INFO

FRONT  
OFFICE

PLAYERS

2012-13  
SEASON

STATS &  
RECORDS

HISTORY

NBA

OPPONENTS

MEDIA

# ALL-TIME CAREER LEADERS

## POINTS

Rank	Player	Total
1.	Kareem Abdul-Jabbar	14,211
2.	Glenn Robinson	12,010
3.	Sidney Moncrief	11,594
4.	Michael Redd	11,554
5.	Bob Dandridge	11,478
6.	Marques Johnson	10,980
7.	Junior Bridgeman	9,892
8.	Brian Winters	9,743
9.	Ray Allen	9,681
10.	Terry Cummings	9,290
11.	Ricky Pierce	7,570
12.	Jon McGlocklin	7,505
13.	Paul Pressey	6,906
14.	Sam Cassell	5,939
15.	Vin Baker	5,922
16.	Jack Sikma	5,253
17.	Andrew Bogut	5,179
18.	Brandon Jennings	4,946
19.	Quinn Buckner	4,738
20.	Tim Thomas	4,706

## SCORING AVERAGE (100+ GAMES)

Rank	Player	Average
1.	Kareem Abdul-Jabbar	30.4
2.	Flynn Robinson	21.14
3.	Glenn Robinson	21.12
4.	Marques Johnson	21.0
5.	Michael Redd	20.0
6.	Ray Allen	19.6
7.	Terry Cummings	19.4
8.	Sam Cassell	19.0
9.	Monta Ellis	18.9
10.	Bob Dandridge	18.6

## GAMES PLAYED

Rank	Player	Total
1.	Junior Bridgeman	711
2.	Sidney Moncrief	695
3.	Bob Dandridge	618
4.	Jon McGlocklin	595
5.	Brian Winters	582
6.	Paul Pressey	580
7.	Michael Redd	578
8.	Glenn Robinson	568
9.	Marques Johnson	524
10.	Ray Allen	494

## MINUTES PLAYED

Rank	Player	Total
1.	Bob Dandridge	22,094
2.	Sidney Moncrief	22,054
3.	Glenn Robinson	21,262
4.	Kareem Abdul-Jabbar	19,954
5.	Michael Redd	19,334
6.	Brian Winters	18,422
7.	Marques Johnson	18,240
8.	Junior Bridgeman	18,054
9.	Ray Allen	17,945
10.	Jon McGlocklin	17,008

## FIELD GOALS MADE

Rank	Player	Total
1.	Kareem Abdul-Jabbar	5,902
2.	Bob Dandridge	4,826
3.	Glenn Robinson	4,723
4.	Marques Johnson	4,546
5.	Junior Bridgeman	4,142
6.	Brian Winters	4,131
7.	Michael Redd	4,063
8.	Sidney Moncrief	4,000
9.	Terry Cummings	3,844
10.	Ray Allen	3,407

## FIELD GOALS ATTEMPTED

Rank	Player	Total
1.	Kareem Abdul-Jabbar	10,787
2.	Glenn Robinson	10,190
3.	Bob Dandridge	9,901
4.	Michael Redd	9,045
5.	Junior Bridgeman	8,658
6.	Brian Winters	8,647
7.	Marques Johnson	8,583
8.	Sidney Moncrief	7,958
9.	Terry Cummings	7,935
10.	Ray Allen	7,567

## FIELD GOAL % (1,000+ FGA)

Rank	Player	Total
1.	Kareem Abdul-Jabbar	.547
2.	Bob Lanier	.541
3.	Marques Johnson	.530
4.	Alton Lister	.527
5.	Frank Brickowski	.523
6.	Andrew Bogut	.522
7.	Pat Cummings	.519
8.	Ricky Pierce	.516
9.	Ervin Johnson	.511
10.	Sherman Douglas	.508

## THREE-POINT FIELD GOALS MADE

Rank	Player	Total
1.	Ray Allen	1,051
2.	Michael Redd	1,003
3.	Brandon Jennings	545
4.	Glenn Robinson	494
5.	Charlie Bell	432
6.	Tim Thomas	425
7.	<b>Carlos Delfino</b>	<b>325</b>
8.	<b>Ersan Ilyasova</b>	<b>317</b>
9.	Mo Williams	273
10.	Brad Lohaus	267

## THREE-POINT FIELD GOALS ATTEMPTED

Rank	Player	Total
1.	Michael Redd	2,619
2.	Ray Allen	2,587
3.	Brandon Jennings	1,540
4.	Glenn Robinson	1,454
5.	Charlie Bell	1,186
6.	Tim Thomas	1,177
7.	<b>Carlos Delfino</b>	<b>888</b>
8.	<b>Ersan Ilyasova</b>	<b>836</b>
9.	Todd Day	775
10.	Mo Williams	749

# ALL-TIME CAREER LEADERS

## THREE-POINT FIELD GOAL % (100+ 3FM)

Rank	Player	Total
1.	Mike Dunleavy	.416
2.	Dale Ellis	.413
3.	Ray Allen	.406
4.	Craig Hodges	.404
5.	Richard Jefferson	.397
6.	Bobby Simmons	.392
7.	Lee Mayberry	.388
8.	Michael Redd	.383
9.	John Salmons	.381
10.	Ersan Ilyasova	.379

## FREE THROWS MADE

Rank	Player	Total
1.	Sidney Moncrief	3,505
2.	Michael Redd	2,425
3.	Kareem Abdul-Jabbar	2,407
4.	Glenn Robinson	2,070
5.	Marques Johnson	1,880
6.	Bob Dandridge	1,826
7.	Ray Allen	1,816
8.	Ricky Pierce	1,749
9.	Paul Pressey	1,716
10.	Terry Cummings	1,593

## FREE THROWS ATTEMPTED

Rank	Player	Total
1.	Sidney Moncrief	4,214
2.	Kareem Abdul-Jabbar	3,462
3.	Michael Redd	2,887
4.	Marques Johnson	2,554
5.	Glenn Robinson	2,550
6.	Bob Dandridge	2,371
7.	Paul Pressey	2,302
8.	Terry Cummings	2,269
9.	Ray Allen	2,065
10.	Ricky Pierce	2,022

## FREE THROW % (500+ FTA)

Rank	Player	Total
1.	Jack Sikma	.884
2.	Ray Allen	.879
3.	Flynn Robinson	.873
4.	Sam Cassell	.866
5.	Ricky Pierce	.865
6.	Jon McGlocklin	.860
7.	Mo Williams	.853
8.	Brian Winters	.8433
9.	Oscar Robertson	.8429
10.	Michael Redd	.840

## REBOUNDS

Rank	Player	Total
1.	Kareem Abdul-Jabbar	7,161
2.	Bob Dandridge	4,497
3.	Marques Johnson	3,923
4.	Andrew Bogut	3,810
5.	Terry Cummings	3,758
6.	Glenn Robinson	3,519
7.	Sidney Moncrief	3,447
8.	Jack Sikma	3,087
9.	Vin Baker	3,079
10.	Alton Lister	3,062

## OFFENSIVE REBOUNDS

Rank	Player	Total
1.	Marques Johnson	1,468
2.	Sidney Moncrief	1,393
3.	Terry Cummings	1,307
4.	Andrew Bogut	1,148
5.	Vin Baker	1,096
6.	Ervin Johnson	1,064
7.	Alton Lister	924
8.	Glenn Robinson	891
9.	Dan Gadzuric	838
10.	Junior Bridgeman	826

## DEFENSIVE REBOUNDS

Rank	Player	Total
1.	Andrew Bogut	2,662
2.	Glenn Robinson	2,628
3.	Marques Johnson	2,455
4.	Terry Cummings	2,451
5.	Jack Sikma	2,326
6.	Alton Lister	2,138
7.	Sidney Moncrief	2,054
8.	Ervin Johnson	1,986
9.	Vin Baker	1,983
10.	Junior Bridgeman	1,816

## ASSISTS

Rank	Player	Total
1.	Paul Pressey	3,272
2.	Sidney Moncrief	2,689
3.	Brian Winters	2,479
4.	Quinn Buckner	2,391
5.	Sam Cassell	2,269
6.	Oscar Robertson	2,156
7.	Kareem Abdul-Jabbar	2,008
8.	Bob Dandridge	1,956
9.	Marques Johnson	1,934
10.	Jay Humphries	1,922

## STEALS

Rank	Player	Total
1.	Quinn Buckner	1,042
2.	Paul Pressey	894
3.	Sidney Moncrief	874
4.	Alvin Robertson	753
5.	Brian Winters	718
6.	Marques Johnson	697
7.	Glenn Robinson	689
8.	Ray Allen	618
T9.	Junior Bridgeman	607
T9.	Terry Cummings	607

## BLOCKS

Rank	Player	Total
1.	Alton Lister	804
2.	Harvey Catchings	710
3.	Andrew Bogut	642
4.	Ervin Johnson	586
5.	Kareem Abdul-Jabbar	495
6.	Randy Breuer	474
7.	Marques Johnson	439
8.	Vin Baker	433
9.	Dan Gadzuric	418
10.	Paul Pressey	372

GENERAL  
INFO

FRONT  
OFFICE

PLAYERS

2012-13  
SEASON

STATS &  
RECORDS

HISTORY

NBA

OPPONENTS

MEDIA









## HEAD COACHES

Coach	Years	Regular Season	Pct	Playoffs	Pct
Larry Costello	1968-76	410-264	.608	37-23	.617
Don Nelson	1976-87	540-344	.611	42-46	.477
Del Harris	1987-91	191-154	.554	6-15	.286
Frank Hamblen	1991-92	23-42	.354	-	-
Mike Dunleavy	1992-96	107-221	.326	-	-
Chris Ford	1996-98	69-95	.421	-	-
George Karl	1998-03	205-173	.542	14-18	.438
Terry Porter	2003-05	71-93	.433	1-4	.200
Terry Stotts	2005-07	63-83	.432	1-4	.200
Larry Krystkowiak	2007-08	31-69	.310	-	-
Scott Skiles	2008-12	162-182	.471	3-4	.429
Jim Boylan	2012-13	22-28	.440	0-4	.000

GENERAL INFO

FRONT OFFICE

PLAYERS

2012-13 SEASON

STATS & RECORDS

HISTORY

NBA

OPPONENTS

MEDIA

## HEAD COACH - SEASON-BY-SEASON RECORDS

Year	Coach	Regular Season	Pct	Finish/Division	Playoffs	Pct
1968-69	Larry Costello	27-55	.328	7th/Eastern	-	-
1969-70	Larry Costello	56-26	.683	2nd/Eastern	5-5	.500
1970-71	Larry Costello	66-16	.805	1st/Midwest	12-2	.857
1971-72	Larry Costello	63-19	.768	1st/Midwest	6-5	.545
1972-73	Larry Costello	60-22	.732	1st/Midwest	2-4	.333
1973-74	Larry Costello	59-23	.720	1st/Midwest	11-5	.688
1974-75	Larry Costello	38-44	.463	4th/Midwest	-	-
1975-76	Larry Costello	38-44	.463	1st/Midwest	1-2	.333
1976-77	Larry Costello	3-15	.167	-	-	-
	Don Nelson	27-37	.422	-	-	-
	Total	30-52	.366	6th/Midwest	-	-
1977-78	Don Nelson	44-38	.537	2nd/Midwest	5-4	.555
1978-79	Don Nelson	38-44	.463	4th/Midwest	-	-
1979-80	Don Nelson	49-33	.598	1st/Midwest	3-4	.429
1980-81	Don Nelson	60-22	.732	1st/Central	3-4	.429
1981-82	Don Nelson	55-27	.671	1st/Central	2-4	.333
1982-83	Don Nelson	51-31	.621	1st/Central	5-4	.555
1983-84	Don Nelson	50-32	.609	1st/Central	8-8	.500
1984-85	Don Nelson	59-23	.720	1st/Central	3-5	.325
1985-86	Don Nelson	57-25	.695	1st/Central	7-7	.500
1986-87	Don Nelson	50-32	.610	3rd/Central	6-6	.500
1987-88	Del Harris	42-40	.512	5th/Central	2-3	.400
1988-89	Del Harris	49-33	.598	4th/Central	3-6	.333
1989-90	Del Harris	44-38	.537	3rd/Central	1-3	.250
1990-91	Del Harris	48-34	.585	3rd/Central	1-2	.333
1991-92	Del Harris	8-9	.471	-	-	-
	Frank Hamblen	23-42	.354	-	-	-
	Total	31-51	.378	6th/Central	-	-
1992-93	Mike Dunleavy	28-54	.341	6th/Central	-	-
1993-94	Mike Dunleavy	20-62	.244	6th/Central	-	-
1994-95	Mike Dunleavy	34-48	.415	6th/Central	-	-
1995-96	Mike Dunleavy	25-57	.305	7th/Central	-	-
1996-97	Chris Ford	33-49	.402	7th/Central	-	-
1997-98	Chris Ford	36-46	.439	7th/Central	-	-
1998-99	George Karl	28-22	.560	4th/Central	0-3	.000
1999-00	George Karl	42-40	.512	5th/Central	2-3	.400
2000-01	George Karl	52-30	.634	1st/Central	10-8	.555
2001-02	George Karl	41-41	.500	5th/Central	-	-
2002-03	George Karl	42-40	.512	4th/Central	2-4	.333
2003-04	Terry Porter	41-41	.500	4th/Central	1-4	.200
2004-05	Terry Porter	30-52	.366	5th/Central	-	-
2005-06	Terry Stotts	40-42	.488	5th/Central	1-4	.200
2006-07	Terry Stotts	23-41	.359	-	-	-
	Larry Krystkowiak	5-13	.278	-	-	-
	Total	28-54	.342	5th/Central	-	-
2007-08	Larry Krystkowiak	26-56	.317	5th/Central	-	-
2008-09	Scott Skiles	34-48	.415	5th/Central	-	-
2009-10	Scott Skiles	46-36	.561	2nd/Central	3-4	.429
2010-11	Scott Skiles	35-47	.427	3rd/Central	-	-
2011-12	Scott Skiles	31-35	.470	3rd/Central	-	-
2012-13	Scott Skiles	16-16	.500	-	-	-
	Jim Boylan	22-28	.440	-	0-4	.000
	Total	38-44	.463	3rd/Central	0-4	.000

## ASSISTANT COACHES

Years	Coaches	Years	Coaches
1968-72	<b>Tom Nissalke</b>	1996-97	Bob Weinbauer, <b>Jim Todd</b> , <b>Mike Woodson</b>
1972-74	<b>Hobie Brown</b>	1997-98	Dick Versace, <b>Jim Todd</b> , <b>Mike Woodson</b>
1974-76	Jack McKinney	1998-99	<b>Terry Stotts</b> , Ron Adams, <b>Mike Woodson</b> , Mike Thibault
1976-77	<b>Don Nelson, K.C. Jones</b>	1999-02	<b>Terry Stotts</b> , Ron Adams, Mike Thibault, Don Newman
1977-79	John Killilea	2002-03	Ron Adams, Don Newman, <b>Sam Mitchell</b>
1979-81	John Killilea, <b>Dave Wohl</b>	2003-04	Mike Schuler, Bob Ocieplka, <b>Sam Mitchell</b> , <b>Jim Todd</b>
1981-82	John Killilea, <b>Dave Wohl</b> , <b>Garry St. Jean</b>	2004-05	Mike Schuler, Bob Ocieplka, Jim Boylen, Jerome Kersey
1982-83	John Killilea, <b>Garry St. Jean</b>	2005-06	Lester Conner, Brian James, Bob Ocieplka, Michael Sanders
1983-86	<b>Mike Schuler, Garry St. Jean</b>	2006-07	Lester Conner, Brian James, <b>Larry Krystkowiak</b> , Michael Sanders
1986-87	<b>Del Harris</b> , Rick Majerus, Les Hagebger	2007-08	Tony Brown, <b>Jim Todd</b> , Brian James, Bill Peterson, Jarinn Akana
1987-90	<b>Frank Hamblen</b> , Mack Calvin, <b>Mike Dunleavy</b>	2008-09	<b>Jim Boylan</b> , <b>Lionel Hollins</b> , Kelvin Sampson, Joe Wolf, Bill Peterson, Adrian Griffin
1990-91	<b>Frank Hamblen</b> , Mack Calvin, Larry Riley	2009-10	<b>Jim Boylan</b> , Kelvin Sampson, Joe Wolf, Bill Peterson, Adrian Griffin
1991-92	<b>Frank Hamblen</b> , Larry Riley,	2010-11	<b>Jim Boylan</b> , Kelvin Sampson, Joe Wolf, Bill Peterson, Anthony Goldwire
	<b>Butch Carter</b> , Lee Rose	2011-12	<b>Jim Boylan</b> , Joe Wolf, Sidney Moncrief, Bill Peterson, Anthony Goldwire
1992-96	<b>Frank Hamblen</b> , Jim Eyen, <b>Butch Carter</b>	2012-13	<b>Jim Boylan</b> , Joe Wolf, Sidney Moncrief, Chris Gilmartin, Bill Peterson, Anthony Goldwire

(Bolded names indicate coaches who went on to become NBA head coaches.)

# WINNING/LOSING STREAKS

## LONGEST WINNING STREAKS

Streak	Coach	Dates of Streak	End of Streak	Ended By	Score
20	Costello	02/06/71 - 03/08/71	03/09/71	at Chicago	103-110 (OT)
16	Costello	10/24/70 - 11/25/70	11/27/70	vs. New York	94-103
16 *	Costello	02/28/73 - 10/13/73	10/14/73	at Seattle	100-109
13	Costello	10/17/73 - 11/13/73	11/16/73	at Boston	90-105
12	Nelson	01/26/82 - 02/21/82	02/23/82	at New York	110-113
11	Nelson	01/09/85 - 02/02/85	02/04/85	vs. Detroit	111-113 (OT)
10	Costello	01/02/71 - 01/20/71	01/22/71	vs. Atlanta	110-117
10	Costello	10/31/71 - 11/19/71	11/20/71	at Golden State	100-107
10	Costello	11/22/73 - 12/11/73	12/13/73	vs. Chicago	94-97
10	Nelson	10/13/79 - 11/03/79	11/04/79	vs. Seattle	101-114
10	Nelson	10/18/80 - 11/02/80	11/04/80	vs. Detroit	96-98
10	Nelson	02/06/86 - 02/28/86	03/02/86	at Washington	104-125

## LONGEST LOSING STREAKS

Streak	Coach	Dates of Streak	End of Streak	Team Beaten	Score
15	Dunleavy	03/04/96 - 03/30/96	04/02/96	vs. Detroit	105-98
11	Costello	10/25/74 - 11/16/74	11/19/74	vs. Phoenix	122-108
11	Hamblen	03/24/92 - 04/10/92	04/12/92	at Philadelphia	94-90
11	Dunleavy	12/03/92 - 12/22/92	12/26/92	vs. New York	102-100 (OT)
10	Dunleavy	11/06/93 - 11/26/93	11/27/93	vs. Boston	89-85
9 **	Costello/Nelson	11/13/76 - 11/27/76	11/30/76	vs. Portland	115-106
9	Dunleavy	04/02/94 - 04/19/94	04/20/94	vs. Detroit	103-78
9	Dunleavy	11/23/94 - 12/07/94	12/10/94	vs. Chicago	106-103
9	Ford	03/07/98 - 03/22/98	03/24/98	vs. Houston	118-108
9 *	Kryskowiak/Skiles	04/04/08 - 10/28/08	10/29/08	at Oklahoma City	98-87

### Note:

\* Spans two seasons

\*\* Costello was replaced by Nelson on 11/21/76

## LONGEST HOME WINNING STREAKS

Streak	Dates of Streak	End of Streak	Ended By	Score
24 *	02/12/85 - 11/30/85	12/03/85	Boston	109-112
20 *	02/06/70 - 11/13/70	11/20/73	Golden State	105-108
20 *	04/19/90 - 01/08/91	01/11/91	Philadelphia	105-120
18	11/29/70 - 01/17/71	01/22/71	Atlanta	110-117
16	11/28/80 - 01/18/81	02/03/81	Indiana	99-108
13	01/23/71 - 03/08/71	03/14/71	Phoenix	113-125 (Madison)
11 (four times)	12/09/00 - 01/23/01	01/27/01	Detroit	103-108

## LONGEST ROAD WINNING STREAKS

Streak	Dates of Streak	End of Streak	Ended By	Score
11	10/18/80 - 11/23/80	11/29/80	Washington	98-89
10 *	03/04/73 - 10/13/73	10/14/73	Seattle	109-100
9	10/31/70 - 11/24/70	11/28/70	New York	100-99
9	02/06/71 - 03/05/71	03/09/71	Chicago	110-103 (OT)
9	12/01/81 - 01/13/82	01/20/82	Dallas	109-104
7	12/30/69 - 01/31/70	02/01/70	Seattle	118-116

## LONGEST HOME LOSING STREAKS

Streak	Dates of Streak	End of Streak	Team Beaten	Score
8 *	04/15/93 - 11/24/93	11/27/93	Boston	85-89
7	02/05/00 - 02/25/00	02/27/00	Orlando	95-102
6	02/04/12 - 02/20/12	02/28/12	Washington	119-118
6	01/07/93 - 01/23/93	01/26/93	Houston	86-100
5 (nine times)	03/18/09 - 04/08/09	04/11/09	Oklahoma City	115-98

## LONGEST ROAD LOSING STREAKS

Streak	Dates of Streak	End of Streak	Team Beaten	Score
24	01/10/92 - 04/10/92	04/12/92	Philadelphia	94-90
16	10/24/76 - 12/15/76	12/17/76	New Jersey	126-110
15	02/25/94 - 04/23/94	11/04/94	Philadelphia	91-86
14	03/04/05 - 04/18/05	11/01/05	Philadelphia	117-108 (OT)

### Note:

\* Spans two seasons

# FINAL MARGINS & POINT TOTALS

## MARGINS OF VICTORY/DEFEAT

### BUCKS LARGEST MARGIN OF VICTORY

Margin	Date	Opponent	Score
59	12/26/78	Detroit	143-84
58	12/15/85	Sacramento	140-82
56	03/14/79	New Orleans	158-102
52	01/10/71	Baltimore	151-99
50	01/10/00	Charlotte	137-87
48	03/27/80	Denver	143-95
45	01/02/71	Cleveland	118-73
44	12/19/72	Seattle	121-77
43	03/24/72	New York	131-88
42	12/11/70	Cleveland	134-92
41	02/14/89	New Jersey	132-91
39	12/29/71	Portland	123-84
39	12/11/73	Seattle	130-91
39	02/11/79	Denver	126-87
39	03/24/87	New York	135-96
39	04/10/87	at New York	132-93
39	03/11/88	Denver	132-93
39	02/20/02	Houston	115-76
38	12/03/71	Cincinnati	120-82
38	11/10/72	Baltimore	120-82
38	04/12/86	New York	116-78
38	04/20/88	Washington	132-94
37	03/30/12	at Cleveland	121-84
36	02/14/71	at Atlanta	124-88
36	11/07/92	Boston	124-88

### BUCKS LARGEST MARGIN OF DEFEAT

Margin	Date	Opponent	Score
48	01/27/90	at Utah	96-144
48	02/20/95	Orlando	104-152
45	12/31/07	at Detroit	69-114
44	11/06/68	at Philadelphia	96-136
43	01/24/76	at Cleveland	89-132
43	01/30/08	at Philadelphia	69-112
42	10/14/78	at San Antonio	111-153
40	04/22/94	New York	85-125
39	01/15/87	at Atlanta	91-130
39	03/14/05	at Miami	71-110
38	03/05/78	at Portland	88-126
37	12/20/75	at Golden State	87-124
36	02/19/74	at Buffalo	109-145
36	02/26/88	at Boston	96-132
35	04/24/94	at New Jersey	100-135
34	04/11/76	Chicago	77-111
34	04/01/00	at Portland	79-113
34	04/17/02	at Detroit	89-123
33	12/26/68	at Boston	106-139
33	03/31/04	at Indiana	78-111
32	12/23/94	at Orlando	91-123
32	01/03/95	at Utah	91-123
31	01/22/91	at Seattle	101-132
31	12/22/97	Washington	79-110
31	01/25/08	at Toronto	75-106
31	03/13/11	at Boston	56-87

**Note:**

\* Indicates one overtime period  
 # Game was played in Green Bay, WI

## HIGH/LOW POINT TOTALS

### BUCKS HIGHEST SCORING GAMES

Points	Date	Opponent	Score
166 ***	03/06/82	at San Antonio	171-166
158	03/14/79	New Orleans	158-102
155 *****	11/09/89	Seattle	155-154
152 ***	12/16/77	New York	152-150
151	01/10/71	Baltimore	151-99
147	03/18/79	San Antonio	147-127
144	02/22/70	at Phoenix	144-142
143	12/31/69	San Diego	143-126
143	12/26/78	Detroit	143-84
143	03/27/80	Denver	143-95

### BUCKS LOWEST SCORING GAMES

Points	Date	Opponent	Score
56	03/13/11	at Boston	56-87
58	02/21/03	at Seattle	58-88
62	12/05/97	at Chicago	62-84
65	11/21/96	Atlanta	65-73
69	11/28/75	at Chicago	69-89
69	12/31/07	at Detroit	69-114
69	01/30/08	at Philadelphia	69-112
70	10/19/74	at Chicago	70-87
70	04/25/99	at Atlanta	70-85
71	11/04/95	New York	71-84
71	01/31/96	at Cleveland	71-81
71	01/18/97	at Atlanta	71-94
71	12/04/01	New York	71-85
71	03/14/05	at Miami	71-110

### OPPONENTS HIGHEST SCORING GAMES

Points	Date	Opponent	Score
171 ***	03/06/82	at San Antonio	166-171
154 *****	11/09/89	Seattle	155-154
153	10/14/78	at San Antonio	111-153
152	02/20/95	Orlando	104-152
151	04/14/08	Chicago	135-151
150 ***	12/16/77	New York	152-150
145	02/19/74	at Buffalo	109-145
144	01/27/90	at Utah	96-144
143	03/03/69	Philadelphia	132-143
141	11/24/68	at Seattle	120-141
141 #	03/13/69	Seattle	118-141
141	11/17/83	at San Diego	122-141

### OPPONENTS LOWEST SCORING GAMES

Points	Date	Opponent	Score
62	11/22/97	at Dallas	83-62
62	11/23/03	at Toronto	82-62
63	10/21/72	at Buffalo	91-63
67	02/22/10	at New York	83-67
68	11/01/03	Chicago	98-68
70	01/02/01	at Chicago	104-70
71	02/22/98	Cleveland	79-71
71	02/27/10	at Miami	94-71
72	11/23/74	at New York	90-72
72	02/24/80	at Kansas City	94-72
72	03/12/00	Cleveland	103-72
72	11/03/07	Chicago	78-72
72	11/06/09	at Minnesota	87-72
72	11/13/10	Golden State	79-72
73	01/02/71	Cleveland	118-73
73	11/21/96	Atlanta	65-73
73	04/04/00	Chicago	92-73
73	02/27/05	Seattle	99-73

GENERAL INFO

FRONT OFFICE

PLAYERS

2012-13 SEASON

STATS & RECORDS

HISTORY

NBA

OPPONENTS

MEDIA

# OVERTIME HISTORY & TRIPLE-DOUBLES

## OVERTIME HISTORY - YEAR-BY-YEAR

Year	Overall	Home	Road
1968-69	0-0	0-0	0-0
1969-70	2-2	1-1	1-1
1970-71	2-1	2-0	0-1
1971-72	3-1 *	2-0	1-1
1972-73	3-0 *	0-0	3-0
1973-74	3-0 *	3-0	0-0
1974-75	1-3 *	1-1	0-2
1975-76	3-2	2-0	1-2
1976-77	0-1	0-1	0-0
1977-78	8-1	6-1	2-0
1978-79	3-3	1-2	2-1
1979-80	3-2	0-1	3-1
1980-81	3-0	2-0	1-0
1981-82	2-1	2-0	0-1
1982-83	2-3	1-0	1-3
1983-84	4-3	1-2	3-1
1984-85	2-3	0-2	2-1
1985-86	3-2	0-1	3-1
1986-87	1-2	1-1	0-1
1987-88	3-1	1-0	2-1
1988-89	2-0	1-0	1-0
1989-90	2-0	2-0	0-0
1990-91	4-3	1-0	3-3
1991-92	2-6	1-3	1-3
1992-93	1-1	1-1	0-0
1993-94	0-1	0-1	0-0
1994-95	2-4	1-0	1-4
1995-96	1-1	0-1	1-0
1996-97	2-0	2-0	0-0
1997-98	5-4	3-3	2-1
1998-99	1-1	0-0	1-1
1999-00	1-4	1-1	0-3
2000-01	1-2	1-0	0-2
2001-02	2-6	1-5	1-1
2002-03	4-4	3-2	1-2
2003-04	1-3	1-1	0-2
2004-05	1-2	0-0	1-2
2005-06	5-1	4-0	1-1
2006-07	1-4	1-2	0-2
2007-08	2-4	2-1	0-3
2008-09	2-2	1-2	1-0
2009-10	4-6	3-2	1-4
2010-11	3-3	1-2	2-1
2011-12	1-0	0-0	1-0
2012-13	3-3	2-0	1-3
<b>TOTAL</b>	<b>104-96</b>	<b>59-40</b>	<b>45-56</b>
	(.520)	(.596)	(.446)

## DOUBLE-OVERTIME GAMES

Date	Result	Opponent	Score
10/21/70	W	Baltimore	122-120
11/08/75	W	at Washington	99-95
03/08/78	W	at New York	127-125
01/10/79	L	Atlanta	113-117
03/16/79	W	Washington	134-126
01/15/83	W	at Chicago	128-126
01/24/84	L	at Washington	117-123
03/11/84	L	Atlanta	128-129
02/24/87	W	Indiana	120-114
01/06/89	W	at Washington **	128-121
12/21/94	L	at Miami	112-122
12/27/97	L	at New Jersey	104-112
01/08/00	W	Washington	130-129
03/03/01	W	Chicago	126-122
01/26/02	L	New York	127-129
12/09/02	W	at Cleveland	140-133
11/14/04	L	at Miami	110-112
02/08/06	W	Orlando	94-89
02/08/07	L	at NO/DKC ***	101-109
02/21/07	L	at Indiana	129-136
12/17/08	L	at Cleveland	99-104
12/12/09	W	Portland	108-101
03/19/10	W	at Sacramento	114-108

## TRIPLE-OVERTIME GAMES

Date	Result	Opponent	Score
12/16/77	W	New York	152-150
03/06/82	L	at San Antonio	166-171

## FIVE-OVERTIME GAMES

Date	Result	Opponent	Score
11/09/89	W	Seattle	155-154

### Notes:

\* 10 Consecutive overtime victories from 2/26/72-11/30/74

\*\* Game played in Baltimore

\*\*\* Game played in Oklahoma City

## ALL-TIME TRIPLE-DOUBLES (48 TOTAL - 19 PLAYERS)

Date	Opp	Pt	Rb	As	St	Bk	Player	Date	Opp	Pt	Rb	As	St	Bk	Player
12/18/70	BOS	17	10	10	0	0	Greg Smith	12/18/85	LAL	17	10	11	2	0	Sidney Moncrief
01/09/71	DET	27	14	10	0	0	Kareem Abdul-Jabbar	03/25/86	NJ	11	10	10	3	2	Paul Pressey
02/09/71	DET	25	10	14	0	0	Oscar Robertson	11/11/86	IND	17	10	12	0	0	Paul Pressey
03/01/71	PHI	29	12	10	0	0	Oscar Robertson	12/10/86	LAL	27	10	11	5	0	Paul Pressey
03/05/71	DET	18	10	16	0	0	Oscar Robertson	01/16/87	DAL	39	15	10	6	0	Terry Cummings
02/26/72	PHO	44	20	11	0	0	Kareem Abdul-Jabbar	11/25/87	CHI	18	13	10	2	0	Paul Pressey
03/01/73	NYK	36	14	11	0	0	Kareem Abdul-Jabbar	12/30/87	HOU	16	10	11	2	0	Paul Pressey
03/21/73	SEA	36	11	14	0	0	Kareem Abdul-Jabbar	01/21/90	MIA	19	15	11	4	0	Alvin Robertson
11/02/73	CLE	35	16	11	5	0	Kareem Abdul-Jabbar	02/01/90	ORL	16	14	10	2	1	Alvin Robertson
11/03/73	DET	19	16	5	2	10	Kareem Abdul-Jabbar	11/13/90	BOS	15	10	11	4	0	Alvin Robertson
01/25/74	PHO	31	17	10	0	5	Kareem Abdul-Jabbar	11/30/90	NY	17	10	15	3	0	Alvin Robertson
03/19/74	GS	14	10	10	3	0	Oscar Robertson	12/26/90	GS	25	16	12	5	1	Alvin Robertson
03/24/74	POR	14	10	10	1	0	Oscar Robertson	03/14/95	CHA	12	12	12	0	0	Vin Baker
01/19/75	POR	50	15	11	1	3	Kareem Abdul-Jabbar	01/05/96	POR	15	10	11	1	0	Sherman Douglas
02/27/80	PHO	25	11	11	1	2	Marques Johnson	02/07/01	BOS	20	10	11	0	0	Ray Allen
11/16/80	CHI	20	13	10	1	1	Marques Johnson	12/09/02	CLE	39	10	10	2	0	Sam Cassell
12/17/80	NJ	18	10	11	2	1	Mickey Johnson	01/22/03	BOS	14	11	16	0	0	Sam Cassell
01/12/83	PHI	22	10	10	2	0	Marques Johnson	03/28/06	PHO	19	10	13	3	0	Charlie Bell
11/30/83	DEN	21	10	11	2	1	Marques Johnson	12/20/06	MIA	19	11	10	0	0	Mo Williams
12/23/83	CLE	16	10	10	1	0	Sidney Moncrief	04/01/09	LAL	16	10	16	2	0	Ramon Sessions
02/10/84	SA	27	10	10	0	1	Sidney Moncrief	10/30/10	CHA	20	10	10	1	0	Brandon Jennings
01/03/85	LAC	17	12	11	1	1	Paul Pressey	04/09/11	CLE	15	13	13	0	2	Drew Gooden
02/01/85	SEA	21	11	11	1	2	Sidney Moncrief	03/14/12	CLE	15	10	13	1	2	Drew Gooden
02/04/85	DET	26	10	10	2	1	Sidney Moncrief	11/30/12	MIN	10	12	1	1	10	Larry Sanders

# POSTSEASON AWARDS & ALL-STAR APPEARANCES

GENERAL  
INFO

FRONT  
OFFICE

PLAYERS

2012-13  
SEASON

STATS &  
RECORDS

HISTORY

NBA

OPPONENTS

MEDIA

## REGULAR SEASON MVP

1970-71	Kareem Abdul-Jabbar
1971-72	Kareem Abdul-Jabbar
1973-74	Kareem Abdul-Jabbar

## ALL-STAR GAME

1968-69	Jon McGlocklin
1969-70	Kareem Abdul-Jabbar Flynn Robinson
1970-71	Kareem Abdul-Jabbar (S) Oscar Robertson
1971-72	Kareem Abdul-Jabbar (S) Oscar Robertson
1972-73	Kareem Abdul-Jabbar # Bob Dandridge
1973-74	Kareem Abdul-Jabbar (S)
1974-75	Kareem Abdul-Jabbar (S) Bob Dandridge Jim Price
1975-76	Bob Dandridge (S) Brian Winters (S)
1977-78	Brian Winters
1978-79	Marques Johnson (S)
1979-80	Marques Johnson (S)
1980-81	Marques Johnson
1981-82	Sidney Moncrief Bob Lanier
1982-83	Sidney Moncrief Marques Johnson
1983-84	Sidney Moncrief (S)
1984-85	Sidney Moncrief Terry Cummings
1985-86	Sidney Moncrief (S)
1988-89	Terry Cummings
1990-91	Alvin Robertson Ricky Pierce
1994-95	Vin Baker
1995-96	Vin Baker
1996-97	Vin Baker
1999-00	Ray Allen Glenn Robinson
2000-01	Ray Allen Glenn Robinson
2001-02	Ray Allen
2003-04	Michael Redd

Note: (S) starter; # selected but did not play

## ROOKIE GAME

1994-95	Glenn Robinson (rookie)
1996-97	Ray Allen (rookie)
2005-06	Andrew Bogut (rookie) T.J. Ford (sophomore)
2006-07	Andrew Bogut (sophomore)
2007-08	Yi Jianlian (rookie)
2009-10	Brandon Jennings (rookie)
2010-11	Brandon Jennings (sophomore)

## SLAM DUNK CONTEST

1986-87	Paul Pressey (6th)
1996-97	Ray Allen (T-4th)
2010-11	Brandon Jennings (did not participate due to injury)

## SKILLS CHALLENGE

2009-10	Brandon Jennings
---------	------------------

## LONG DISTANCE SHOOTOUT

1985-86	Craig Hodges (2nd)
1986-87	Craig Hodges (5th)
1987-88	Craig Hodges (8th)
1993-94	Eric Murdock (8th)
1999-00	Ray Allen (3rd)
2000-01	Ray Allen (1st)
2001-02	Ray Allen (5th)

## TOP SIXTH MAN

1986-87	Ricky Pierce
1989-90	Ricky Pierce

## FINALS MVP

1970-71	Kareem Abdul-Jabbar
---------	---------------------

## ROOKIE OF THE YEAR

1969-70	Kareem Abdul-Jabbar
---------	---------------------

## COACH OF THE YEAR

1982-83	Don Nelson
1984-85	Don Nelson

## EXECUTIVE OF THE YEAR

2009-10	John Hammond
---------	--------------

## DEFENSIVE PLAYER OF THE YEAR

1982-83	Sidney Moncrief
1983-84	Sidney Moncrief

## ALL-DEFENSIVE TEAM

1969-70	Kareem Abdul-Jabbar (2nd)
1970-71	Kareem Abdul-Jabbar (2nd)
1973-74	Kareem Abdul-Jabbar
1974-75	Kareem Abdul-Jabbar
1977-78	Quinn Buckner (2nd)
1979-80	Quinn Buckner (2nd)
1980-81	Quinn Buckner (2nd)
1981-82	Sidney Moncrief (2nd) Quinn Buckner (2nd)
1982-83	Sidney Moncrief
1983-84	Sidney Moncrief
1984-85	Sidney Moncrief Paul Pressey
1985-86	Sidney Moncrief Paul Pressey
1986-87	Paul Pressey (2nd)
1989-90	Alvin Robertson (2nd)
1990-91	Alvin Robertson

## ALL-NBA TEAM

1969-70	Kareem Abdul-Jabbar (2nd)
1970-71	Kareem Abdul-Jabbar Oscar Robertson (2nd)
1971-72	Kareem Abdul-Jabbar
1972-73	Kareem Abdul-Jabbar
1973-74	Kareem Abdul-Jabbar
1978-79	Marques Johnson
1979-80	Marques Johnson (2nd)
1980-81	Marques Johnson (2nd)
1981-82	Sidney Moncrief (2nd)
1982-83	Sidney Moncrief
1983-84	Sidney Moncrief (2nd)
1984-85	Sidney Moncrief (2nd) Terry Cummings (2nd)
1985-86	Sidney Moncrief (2nd)
1988-89	Terry Cummings (3rd)
1996-97	Vin Baker (3rd)
2000-01	Ray Allen (3rd)
2003-04	Michael Redd (3rd)
2009-10	Andrew Bogut (3rd)

## ALL-ROOKIE TEAM

1969-70	Kareem Abdul-Jabbar Bob Dandridge
1976-77	Quinn Buckner (2nd)
1977-78	Marques Johnson
1979-80	Sidney Moncrief (2nd)
1993-94	Vin Baker
1994-95	Glenn Robinson
1996-97	Ray Allen (2nd)
2003-04	T.J. Ford (2nd)
2005-06	Andrew Bogut (1st)
2009-10	Brandon Jennings (1st)

# ATTENDANCE

## REGULAR SEASON

### MILWAUKEE ARENA

Season	Games	Attendance	Average	Sellout	% Capacity	Home	Overall
1968-69	34	212,362	6,246	1	.581	15-19	27-55
1969-70	38	360,650	9,490	13	.883	27-11	56-26
1970-71	36	378,106	10,503	17	.977	34-2	66-16
1971-72	36	372,439	10,346	22	.963	31-5	63-19
1972-73	38	372,951	9,815	15	.913	33-5	60-22
1973-74	38	373,135	9,819	15	.898	31-7	59-23
1974-75	38	403,201	10,611	24	.970	24-14	38-44
1975-76	41	426,784	10,409	18	.952	22-19	38-44
1976-77	41	396,947	9,682	6	.885	24-17	30-52
1977-78	41	435,057	10,611	27	.970	28-13	44-38
1978-79	41	443,926	10,827	32	.990	28-13	38-44
1979-80	41	446,972	10,902	39	.997	28-13	49-33
1980-81	41	448,366	10,936	35	.989	34-7	60-22
1981-82	41	443,288	10,812	25	.978	31-10	55-27
1982-83	41	425,572	10,380	15	.939	31-10	51-31
1983-84	41	414,250	10,103	10	.914	30-11	50-32
1984-85	41	422,924	10,315	18	.933	36-5	59-23
1985-86	41	443,064	10,806	25	.978	33-8	57-25
1986-87	41	450,987	11,000	36	.995	32-9	50-32
1987-88	41	452,057	11,026	38	.998	30-11	42-40
TOTAL	791	8,123,038	10,269	431	.938	582-209	992-648

#### NOTE:

Prior to the '73-74 season, Arena capacity was 10,746.  
Starting in '73-74, capacity increased to 10,938, and to 11,052 in '80-81.

### BMO HARRIS BRADLEY CENTER

Season	Games	Attendance	Average	Sellout	% Capacity	Home	Overall
1988-89	41	700,984	17,097	20	.918	31-10	49-33
1989-90	41	659,602	16,088	8	.863	27-14	44-38
1990-91	41	676,687	16,505	10	.886	33-8	48-34
1991-92	41	635,515	15,500	3	.832	25-16	31-51
1992-93	41	661,269	16,129	7	.866	18-23	28-54
1993-94	41	634,107	15,466	5	.830	11-30	20-62
1994-95	41	670,720	16,359	13	.878	22-19	34-48
1995-96	41	647,088	15,782	7	.847	14-27	25-57
1996-97	41	636,083	15,514	3	.830	20-21	33-49
1997-98	41	638,034	15,562	6	.831	21-20	36-46
1998-99	25	381,948	15,278	1	.816	17-8	28-22
1999-00	41	628,605	15,332	3	.819	23-18	42-40
2000-01	41	683,125	16,662	15	.890	31-10	52-30
2001-02	41	745,305	18,178	25	.971	25-16	41-41
2002-03	41	665,956	16,243	5	.868	25-16	42-40
2003-04	41	690,200	16,834	11	.899	27-14	41-41
2004-05	41	637,009	15,537	1	.830	23-18	30-52
2005-06	41	681,337	16,618	7	.888	25-16	40-42
2006-07	41	663,629	16,186	3	.865	18-23	28-54
2007-08	41	639,421	15,595	3	.833	19-22	26-56
2008-09	41	630,521	15,379	2	.822	22-19	34-48
2009-10	41	619,453	15,109	5	.807	28-13	46-36
2010-11	41	631,910	15,412	4	.823	22-19	35-47
2011-12	33	485,717	14,719	2	.786	17-16	31-35
2012-13	41	616,469	15,036	2	.803	21-20	38-44
TOTAL	1,001	15,960,694	15,945	171	.852	565-436	902-1,100

#### NOTES:

The capacity of the Bradley Center increased from 18,633 to 18,717 on Dec 26, 1996.  
BMO Harris Bank became the naming sponsor of the Bradley Center prior to the 2012-13 season.

#### TOTALS

Season	Games	Attendance	Average	Sellout	% Capacity	Home	Overall
1968-2013	1,792	24,083,732	13,440	602	.882	1,147-645	1,894-1,748

## PLAYOFFS

### MILWAUKEE ARENA

Season	Games	Attendance	Average	Sellout	% Capacity	Home	Overall
1969-70	2	21,492	10,746	2	1.000	1-1	5-5
1970-71	5	53,730	10,746	5	1.000	5-0	12-2
1971-72	6	63,607	10,601	5	.987	3-3	6-5
1972-73	2	21,125	10,563	1	.983	1-1	2-4
1973-74	9	98,442	10,938	9	1.000	6-3	11-5
1975-76	2	17,125	8,563	0	.783	1-1	1-2
1977-78	4	43,752	10,938	4	1.000	3-1	5-4
1979-80	3	32,814	10,938	3	1.000	1-2	3-4
1980-81	3	33,156	11,052	3	1.000	2-1	3-4
1981-82	3	33,156	11,052	3	1.000	1-2	2-4
1982-83	4	44,208	11,052	4	1.000	3-1	5-4
1983-84	8	87,471	10,934	7	.989	6-2	8-8
1984-85	4	44,208	11,052	4	1.000	2-2	3-5
1985-86	8	88,416	11,052	8	1.000	5-3	7-7
1986-87	6	66,312	11,052	6	1.000	4-2	6-6
1987-88	2	22,104	11,052	2	1.000	2-0	2-3
TOTAL	71	771,118	10,861	66	.991	46-25	81-72

### BMO HARRIS BRADLEY CENTER

Season	Games	Attendance	Average	Sellout	% Capacity	Home	Overall
1988-89	4	74,368	18,592	3	.998	1-3	3-6
1989-90	2	37,208	18,604	1	.998	0-2	1-3
1990-91	2	29,210	14,605	0	.784	0-2	0-3
1998-99	1	18,717	18,717	1	1.000	0-1	0-3
1999-00	2	36,789	18,395	1	.983	1-1	2-3
2000-01	9	168,453	18,717	9	1.000	7-2	10-8
2002-03	3	54,647	18,216	1	.973	1-2	2-4
2003-04	2	36,033	18,017	1	.963	0-2	1-4
2005-06	2	35,013	17,507	1	.935	1-1	1-4
2009-10	3	56,151	18,717	3	1.000	2-1	3-4
2012-13	2	36,882	18,441	1	.985	0-2	0-4
TOTAL	32	583,471	18,233	22	.974	13-19	23-46

### TOTALS

Season	Games	Attendance	Average	Sellout	% Capacity	Home	Overall
1969-2013	103	1,354,589	13,151	87	.978	59-44	104-118

## OFF-SITE GAMES

From 1968 through 1975 the Bucks played 28 home games outside of Milwaukee with 25 being held in Madison. The following details those games.

### 1968-69

Date	Opponent	Result	Location	Attendance
11/6	Los Angeles	L, 115-128	Madison, WI	8,950
12/11	San Francisco	W, 106-96	Madison, WI	2,089
1/2	Cincinnati	L, 109-113	Madison, WI	3,116
1/20	Detroit	W, 102-101	Madison, WI	3,344
2/23	Phoenix	W, 107-103	Green Bay, WI	4,347
3/13	Seattle	L, 118-141	Green Bay, WI	3,461
Total	6 games	3-3 record	4,218 average	25,307

### 1969-70

Date	Opponent	Result	Location	Attendance
11/25	Atlanta	W, 130-115	St. Louis, MO	11,015
12/14	San Diego	W, 118-105	Madison, WI	6,015
3/15	Chicago	L, 107-130	Madison, WI	9,272
Total	3 games	2-1 record	8,767 average	26,302

### 1970-71

Date	Opponent	Result	Location	Attendance
12/28	Cincinnati	W, 137-114	Madison, WI	8,485
1/6	Chicago	W, 119-106	Madison, WI	6,093
1/31	Detroit	W, 131-104	Madison, WI	9,035
2/17	Philadelphia	W, 119-114	Madison, WI	8,133
3/14	Phoenix	L, 113-125	Madison, WI	9,035
Total	5 games	4-1 record	8,156 average	40,781

### 1971-72

Date	Opponent	Result	Location	Attendance
11/14	Philadelphia	W, 125-114	Madison, WI	7,522
12/15	Buffalo	W, 122-108	Madison, WI	5,661
12/22	Boston	L, 98-104	Madison, WI	9,035
2/26	Phoenix	W, 119-117*	Madison, WI	9,371
3/1	Los Angeles	L, 108-109	Madison, WI	9,227
Total	5 games	3-2 record	8,163 average	40,816

### 1972-73

Date	Opponent	Result	Location	Attendance
1/25	Houston	L, 125-129	Madison, WI	6,898
2/20	Cleveland	W, 118-100	Madison, WI	6,487
3/19	Detroit	W, 118-99	Madison, WI	9,304
Total	3 games	2-1 record	7,563 average	22,689

### 1973-74

Date	Opponent	Result	Location	Attendance
1/23	Buffalo	W, 114-88	Madison, WI	7,325
2/20	Atlanta	W, 110-94	Madison, WI	9,455
3/3	Houston	W, 112-106*	Madison, WI	7,089
Total	3 games	3-0 record	7,956 average	23,869

### 1974-75

Date	Opponent	Result	Location	Attendance
12/1	Philadelphia	W, 117-112	Madison, WI	5,032
2/6	Kansas City	L, 94-95	Madison, WI	8,108
2/23	Phoenix	L, 97-106	Madison, WI	8,832
Total	3 games	1-2 record	7,323 average	21,972

### TOTALS

28 games 18-10 record 7,204 average 201,736

\* Denotes overtime period

GENERAL  
INFO

FRONT  
OFFICE

PLAYERS

2012-13  
SEASON

STATS &  
RECORDS

HISTORY

NBA

OPPONENTS

MEDIA

# ALL-TIME PLAYOFF RESULTS

1970

## 1970 EASTERN DIVISION SEMIFINALS - BUCKS 4, PHILADELPHIA 1

Date	Opponent	W/L	Score	H	R	I	High Scorer	Opp. High Scorer	Atten.
3/25/70	Philadelphia	W	125-118	1-0	0-0	1-0	Abdul-Jabbar 36	Two players 21	9,686
3/27/70	Philadelphia	L	105-112	1-1	0-0	1-1	Abdul-Jabbar 33	Cunningham 37	9,686
3/30/70	@ Phila.	W	156-120	1-1	1-0	2-1	Abdul-Jabbar 33	Clark 20	15,244
4/01/70	@ Phila.	W	118-111	1-1	2-0	3-1	Abdul-Jabbar 33	Cunningham 50	14,206
4/03/70	Philadelphia	W	115-106	2-1	2-0	4-1	Abdul-Jabbar 46	Cunningham 28	12,868

(Bucks first round home games played in Madison, WI)

## 1970 EASTERN DIVISION FINALS - NEW YORK 4, BUCKS 1

Date	Opponent	W/L	Score	H	R	I	High Scorer	Opp. High Scorer	Atten.
4/11/70	@ New York	L	102-110	2-1	2-1	4-2	Abdul-Jabbar 35	Reed 24	19,500
4/13/70	@ New York	L	111-112	2-1	2-2	4-3	Abdul-Jabbar 38	Reed 36	19,500
4/17/70	New York	W	101-96	3-1	2-2	5-3	Abdul-Jabbar 33	Reed 21	10,746
4/19/70	New York	L	105-117	3-2	2-2	5-4	Abdul-Jabbar 38	Reed 26	10,746
4/20/70	@ New York	L	96-132	3-2	2-3	5-5	Abdul-Jabbar 27	Reed 32	19,500

## 1971 WESTERN CONFERENCE SEMIFINALS - BUCKS 4, SAN FRANCISCO 1

Date	Opponent	W/L	Score	H	R	I	High Scorer	Opp. High Scorer	Atten.
3/27/71	@ San Fran.	W	107-96	3-2	3-3	6-5	Robertson 31	Mullins 30	11,216
3/29/71	San Fran.	W	104-90	4-2	3-3	7-5	Abdul-Jabbar 26	Thurmond 18	12,868
3/30/71	San Fran.	W	114-102	5-2	3-3	8-5	Abdul-Jabbar 32	Lucas 25	12,868
4/01/71	@ San Fran.	L	104-106	5-2	3-4	8-6	Abdul-Jabbar 32	Lucas 32	7,615
4/04/71	San Fran.	W	136-86	6-2	3-4	9-6	McGlocklin 28	Williams 13	12,868

(Bucks first round home games played in Madison, WI)

## 1971 WESTERN CONFERENCE FINALS - BUCKS 4, LOS ANGELES 1

Date	Opponent	W/L	Score	H	R	I	High Scorer	Opp. High Scorer	Atten.
4/09/71	Los Angeles	W	106-85	7-2	3-4	10-6	Abdul-Jabbar 32	Chamberlain 22	10,746
4/11/71	Los Angeles	W	91-73	8-2	3-4	11-6	Abdul-Jabbar 22	Chamberlain 26	10,746
4/14/71	@ LA	L	107-118	8-2	3-5	11-7	Dandridge 25	Four players 24	17,334
4/16/71	@ LA	W	117-94	8-2	4-5	12-7	Abdul-Jabbar 31	Goodrich 26	17,505
4/18/71	Los Angeles	W	116-98	9-2	4-5	13-7	Smith 22	Hairston 27	10,746

## 1971 NBA FINALS - BUCKS 4, BALTIMORE 0

Date	Opponent	W/L	Score	H	R	I	High Scorer	Opp. High Scorer	Atten.
4/21/71	Baltimore	W	98-88	10-2	4-5	14-7	Abdul-Jabbar 31	Monroe 26	10,746
4/25/71	@ Baltimore	W	102-83	10-2	5-5	15-7	Abdul-Jabbar 27	Marin 22	12,289
4/28/71	Baltimore	W	107-99	11-2	5-5	16-7	Dandridge 29	Marin 21	10,746
4/30/71	@ Baltimore	W	118-106	11-2	6-5	17-7	Robertson 30	Carter 28	11,842

1971

1972

## 1972 WESTERN CONFERENCE SEMIFINALS - BUCKS 4, GOLDEN STATE 1

Date	Opponent	W/L	Score	H	R	I	High Scorer	Opp. High Scorer	Atten.
3/28/72	Golden St.	L	106-117	11-3	6-5	17-8	Abdul-Jabbar 28	Barnett 30	9,877
3/30/72	Golden St.	W	118-93	12-3	6-5	18-8	Abdul-Jabbar 25	Thurmond 32	10,746
4/01/72	@ GS	W	122-94	12-3	7-5	19-8	Abdul-Jabbar 23	Thurmond 21	13,502
4/04/72	@ GS	W	106-99	12-3	8-5	20-8	Dandridge 31	Barnett 29	12,986
4/06/72	Golden St.	W	108-100	13-3	8-5	21-8	Dandridge 29	Thurmond 26	10,746

## 1972 WESTERN CONFERENCE FINALS - LOS ANGELES 4, BUCKS 2

Date	Opponent	W/L	Score	H	R	I	High Scorer	Opp. High Scorer	Atten.
4/09/72	@ LA	W	93-72	13-3	9-5	22-8	Abdul-Jabbar 33	Hairston 16	17,505
4/12/72	@ LA	L	134-135**	13-3	9-6	22-9	Abdul-Jabbar 40	McMillian 42	17,505
4/14/72	Los Angeles	L	105-108	13-4	9-6	22-10	Abdul-Jabbar 33	Goodrich 30	10,746
4/16/72	Los Angeles	W	114-88	14-4	9-6	23-10	Abdul-Jabbar 31	West 24	10,746
4/18/72	@ LA	L	90-115	14-4	9-7	23-11	Abdul-Jabbar 28	McMillian 25	17,505
4/22/72	Los Angeles	L	100-104	14-5	9-7	23-12	Abdul-Jabbar 37	West 25	10,746

## 1973 WESTERN CONFERENCE SEMIFINALS - GOLDEN STATE 4, BUCKS 2

Date	Opponent	W/L	Score	H	R	I	High Scorer	Opp. High Scorer	Atten.
3/30/73	Golden St.	W	110-90	15-5	9-7	24-12	Abdul-Jabbar 22	Barry 22	10,746
4/01/73	Golden St.	L	92-95	15-6	9-7	24-13	Abdul-Jabbar 26	Russell 25	10,379
4/05/73	@ GS	W	113-93	15-6	10-7	25-13	Robertson 34	Mullins 21	8,493
4/07/73	@ GS	L	97-102	15-6	10-8	25-14	Abdul-Jabbar 25	Barry 38	8,173
4/10/73	Golden St.#	L	97-102	15-7	10-8	25-15	Four players 19	Lee 21	12,204
4/13/73	@ GS	L	86-100	15-7	10-9	25-16	Abdul-Jabbar 27	Barnett 26	13,175

#April 10 game played in Madison

1973

(\* ) indicates one overtime period



# ALL-TIME PLAYOFF RESULTS

## 1974 WESTERN CONFERENCE SEMIFINALS - BUCKS 4, LOS ANGELES 1

Date	Opponent	W/L	Score	H	R	I	High Scorer	Opp. High Scorer	Atten.
3/29/74	Los Angeles	W	99-95	16-7	10-9	26-16	Abdul-Jabbar 35	Goodrich 31	10,938
3/31/74	Los Angeles	W	109-90	17-7	10-9	27-16	Abdul-Jabbar 32	Goodrich 21	10,938
4/02/74	@ LA	L	96-98	17-7	10-10	27-17	Abdul-Jabbar 29	Smith 30	17,505
4/04/74	@ LA	W	112-90	17-7	11-10	28-17	Abdul-Jabbar 31	Smith 20	17,505
4/07/74	Los Angeles	W	114-92	18-7	11-10	29-17	Williams 22	Goodrich 22	10,938

## 1974 WESTERN CONFERENCE FINALS - BUCKS 4, CHICAGO 0

Date	Opponent	W/L	Score	H	R	I	High Scorer	Opp. High Scorer	Atten.
4/16/74	Chicago	W	101-85	19-7	11-10	30-17	Dandridge/Kareem 25	Van Lier 26	10,938
4/18/74	@ Chicago	W	113-111	19-7	12-10	31-17	Abdul-Jabbar 44	Walker 27	17,787
4/20/74	Chicago	W	113-90	20-7	12-10	32-17	Abdul-Jabbar 32	Love 30	10,938
4/22/74	@ Chicago	W	115-99	20-7	13-10	33-17	Abdul-Jabbar 38	Love 32	12,762

## 1974 NBA FINALS - BOSTON 4, BUCKS 3

Date	Opponent	W/L	Score	H	R	I	High Scorer	Opp. High Scorer	Atten.
4/28/74	Boston	L	83-98	20-8	13-10	33-18	Abdul-Jabbar 35	Havlicek 26	10,938
4/30/74	Boston	W	105-96*	21-8	13-10	34-18	Abdul-Jabbar 36	White 25	10,938
5/03/74	@ Boston	L	83-95	21-8	13-11	34-19	Abdul-Jabbar 26	Cowens 31	15,320
5/05/74	@ Boston	W	97-89	21-8	14-11	35-19	Abdul-Jabbar 34	Havlicek 33	15,320
5/07/74	Boston	L	87-96	21-9	14-11	35-20	Abdul-Jabbar 37	Cowens/Havlicek 28	10,938
5/10/74	@ Boston	W	102-101**21-9	15-11	15-11	36-20	Abdul-Jabbar 34	Havlicek 36	15,320
5/12/74	Boston	L	87-102	21-10	15-11	36-21	Abdul-Jabbar 26	Cowens 28	10,938

## 1976 WESTERN CONFERENCE FIRST ROUND - DETROIT 2, BUCKS 1

Date	Opponent	W/L	Score	H	R	I	High Scorer	Opp. High Scorer	Atten.
4/13/76	Detroit	W	110-107	22-10	15-11	37-21	Brokaw 36	Lanier 25	8,912
4/15/76	@ Detroit	L	123-126	22-10	15-12	37-22	Winters/Dandridge 31	Lanier 35	8,330
4/18/76	Detroit	L	104-107	22-11	15-12	37-23	Winters 33	Lanier 28	8,213

## 1978 WESTERN CONFERENCE FIRST ROUND - BUCKS 2, PHOENIX 0

Date	Opponent	W/L	Score	H	R	I	High Scorer	Opp. High Scorer	Atten.
4/11/78	@ Phoenix	W	111-103	22-11	16-12	38-23	Winters 31	Davis 31	12,161
4/14/78	Phoenix	W	94-90	23-11	16-12	39-23	Johnson 33	Westphal 32	10,938

## 1978 WESTERN CONFERENCE SEMIFINALS - DENVER 4, BUCKS 3

Date	Opponent	W/L	Score	H	R	I	High Scorer	Opp. High Scorer	Atten.
4/18/78	@ Denver	L	103-119	23-11	16-13	39-24	English 26	Thompson 27	17,297
4/21/78	@ Denver	L	111-127	23-11	16-14	39-25	Johnson 22	Issel 22	17,838
4/23/78	Denver	W	143-112	24-11	16-14	40-25	Johnson 35	Three players 18	10,938
4/25/78	Denver	L	104-118	24-12	16-14	40-26	Johnson/Winters 14	Thompson 34	10,398
4/28/78	@ Denver	W	117-112	24-12	17-14	41-26	Johnson 34	Jones 25	17,838
4/30/78	Denver	W	119-91	25-12	17-14	42-26	English 21	Thompson 28	10,938
5/03/78	@ Denver	L	110-116	25-12	17-15	42-27	Winters 27	Thompson 37	17,838

## 1980 WESTERN CONFERENCE SEMIFINALS - SEATTLE 4, BUCKS 3

Date	Opponent	W/L	Score	H	R	I	High Scorer	Opp. High Scorer	Atten.
4/08/80	@ Seattle	L	113-114*	25-12	17-16	42-28	Lanier 27	Williams 30	13,648
4/09/80	@ Seattle	W	114-112*	25-12	18-16	43-28	Winters 28	Shelton 25	14,050
4/11/80	Seattle	W	95-91	26-12	18-16	44-28	Lanier 24	Sikma 20	10,938
4/13/80	Seattle	L	107-112	26-13	18-16	44-29	Johnson 31	Williams 32	10,938
4/15/80	@ Seattle	W	108-97	26-13	19-16	45-29	Lanier 22	Williams 22	40,172
4/18/80	Seattle	L	85-86	26-14	19-16	45-30	Johnson 22	D. Johnson 18	10,938
4/20/80	@ Seattle	L	94-98	26-14	19-17	45-31	Johnson 22	Williams 33	14,050

## 1981 EASTERN CONFERENCE SEMIFINALS - PHILADELPHIA 4, BUCKS 3

Date	Opponent	W/L	Score	H	R	I	High Scorer	Opp. High Scorer	Atten.
4/05/81	@ Philadelphia	L	122-125	26-14	19-18	45-32	Bridgeman 32	Erving 38	9,727
4/07/81	@ Philadelphia	W	109-99	26-14	20-18	46-32	Ma. Johnson 22	B. Jones 22	15,259
4/10/81	Philadelphia	L	103-108	26-15	20-18	46-33	Ma. Johnson 29	Erving/Dawkins 23	11,052
4/12/81	Philadelphia	W	109-98	27-15	20-18	47-33	Ma. Johnson 35	Erving 22	11,052
4/15/81	@ Philadelphia	L	99-116	27-15	20-19	47-34	Mi. Johnson/Moncrief 20	Cheeks/Hollins 20	15,384
4/17/81	Philadelphia	W	109-86	28-15	20-19	48-34	Mi. Johnson 22	Erving 25	11,052
4/19/81	@ Philadelphia	L	98-99	28-15	20-20	48-35	Ma. Johnson 36	Erving 28	6,704

1974

1976

1978

1980

1981

GENERAL  
INFO

FRONT  
OFFICE

PLAYERS

2012-13  
SEASON

STATS &  
RECORDS

HISTORY

NBA

OPPONENTS

MEDIA

# ALL-TIME PLAYOFF RESULTS

1982

## 1982 EASTERN CONFERENCE SEMIFINALS - PHILADELPHIA 4, BUCKS 2

Date	Opponent	W/L	Score	H	R	I	High Scorer	Opp. High Scorer	Atten.
4/25/82	@ Philadelphia	L	122-125	28-15	20-21	48-36	Ma. Johnson 27	Erving 34	10,086
4/28/82	@ Philadelphia	L	108-120	28-15	20-22	48-37	Winters 21	Toney 31	14,716
5/01/82	Philadelphia	W	92-91	29-15	20-22	49-37	Mi. Johnson 21	Cheeks 19	11,052
5/02/82	Philadelphia	L	93-100	29-16	20-22	49-38	Ma. Johnson 23	Erving 21	11,052
5/05/82	@ Philadelphia	W	110-98	29-16	21-22	50-38	Lanier 27	Erving 28	16,668
5/07/82	Philadelphia	L	90-102	29-17	21-22	50-39	Mi. Johnson 23	Cheeks 26	11,052

1983

## 1983 EASTERN CONFERENCE SEMIFINALS - BUCKS 4, BOSTON 0

Date	Opponent	W/L	Score	H	R	I	High Scorer	Opp. High Scorer	Atten.
4/27/83	@ Boston	W	116-95	29-17	22-22	51-39	Moncrief 22	Archibald 23	15,320
4/29/83	@ Boston	W	95-91	29-17	23-22	52-39	Moncrief 20	Ainge 25	15,320
5/01/83	Boston	W	107-99	30-17	23-22	53-39	Moncrief 26	Bird 21	11,052
5/02/83	Boston	W	107-93	31-17	23-22	54-39	Ma. Johnson 33	Bird 18	11,052

## 1983 EASTERN CONFERENCE FINALS - PHILADELPHIA 4, BUCKS 1

Date	Opponent	W/L	Score	H	R	I	High Scorer	Opp. High Scorer	Atten.
5/08/83	@ Philadelphia	L	109-111*	31-17	23-23	54-40	Ma. Johnson 30	Cheeks 26	18,482
5/11/83	@ Philadelphia	L	81-87	31-17	23-24	54-41	Ma. Johnson 25	Malone 26	18,482
5/14/83	Philadelphia	L	96-104	31-18	23-24	54-42	Bridgeman 24	Erving 26	11,052
5/15/83	Philadelphia	W	100-94	32-18	23-24	55-42	Ma. Johnson 19	Toney 24	11,052
5/18/83	@ Philadelphia	L	103-115	32-18	23-25	55-43	Ma. Johnson 21	Toney 30	18,482

## 1984 EASTERN CONFERENCE FIRST ROUND - BUCKS 3, ATLANTA 2

Date	Opponent	W/L	Score	H	R	I	High Scorer	Opp. High Scorer	Atten.
4/17/84	Atlanta	W	105-89	33-18	23-25	56-43	Moncrief 19	Roundfield/Wilkins 21	10,107
4/19/84	Atlanta	W	101-87	34-18	23-25	57-43	Johnson 27	Wilkins 22	11,052
4/21/84	@ Atlanta	L	94-103	34-18	23-26	57-44	Johnson 28	Roundfield 25	5,395
4/24/84	@ Atlanta	L	97-100	34-18	23-27	57-45	Bridgeman 20	Rivers/Wilkins 19	6,435
4/26/84	Atlanta	W	118-89	35-18	23-27	58-45	Moncrief 20	Rivers 21	11,052

## 1984 EASTERN CONFERENCE SEMIFINALS - BUCKS 4, NEW JERSEY 2

Date	Opponent	W/L	Score	H	R	I	High Scorer	Opp. High Scorer	Atten.
4/29/84	New Jersey	L	100-106	35-19	23-27	58-46	Johnson 23	Dawkins 32	11,052
5/01/84	New Jersey	W	98-94	36-19	23-27	59-46	Moncrief 28	Williams 21	11,052
5/03/84	@ New Jersey	W	100-93	36-19	24-27	60-46	Moncrief 27	Dawkins 31	15,868
5/05/84	@ New Jersey	L	99-106	36-19	24-28	60-47	Moncrief 26	Richardson 24	14,623
5/08/84	New Jersey	W	94-82	37-19	24-28	61-47	Johnson 22	Dawkins 20	11,052
5/10/84	@ New Jersey	W	98-97	37-19	25-28	62-47	Johnson 25	Dawkins 29	15,293

## 1984 EASTERN CONFERENCE FINALS - BOSTON 4, BUCKS 1

Date	Opponent	W/L	Score	H	R	I	High Scorer	Opp. High Scorer	Atten.
5/15/84	@ Boston	L	96-119	37-19	25-29	62-48	Johnson 18	Bird 24	14,890
5/17/84	@ Boston	L	110-125	37-19	25-30	62-49	Johnson 29	Bird 32	14,890
5/19/84	Boston	L	100-109	37-20	25-30	62-50	Moncrief 22	Bird 28	11,052
5/21/84	Boston	W	122-113	38-20	25-30	63-50	Pressey 22	Bird 32	11,052
5/23/84	@ Boston	L	108-115	38-20	25-31	63-51	Johnson 24	Bird 21	14,890

1984

## 1985 EASTERN CONFERENCE FIRST ROUND - BUCKS 3, CHICAGO 1

Date	Opponent	W/L	Score	H	R	I	High Scorer	Opp. High Scorer	Atten.
4/19/85	Chicago	W	109-100	39-20	25-31	64-51	Moncrief 30	Dailey 25	11,052
4/21/85	Chicago	W	122-115	40-20	25-31	65-51	Cummings 30	Jordan 30	11,052
4/24/85	@ Chicago	L	107-109	40-20	25-32	65-52	Cummings 37	Jordan 35	17,225
4/26/85	@ Chicago	W	105-97	40-20	26-32	66-52	Cummings 29	Jordan 29	17,787

## 1985 EASTERN CONFERENCE SEMIFINALS - PHILADELPHIA 4, BUCKS 0

Date	Opponent	W/L	Score	H	R	I	High Scorer	Opp. High Scorer	Atten.
4/28/85	Philadelphia	L	105-127	40-21	26-32	66-53	Cummings 17	Malone 27	11,052
4/30/85	Philadelphia	L	108-112	40-22	26-32	66-54	Cummings 41	Malone 25	11,052
5/03/85	@ Philadelphia	L	104-109	40-22	26-33	66-55	Cummings 21	Toney 20	14,188
5/05/85	@ Philadelphia	L	112-121	40-22	26-34	66-56	Pressey/Moncrief 25	Malone 31	15,264

1985

# ALL-TIME PLAYOFF RESULTS

1986

## 1986 EASTERN CONFERENCE FIRST ROUND - BUCKS 3, NEW JERSEY 0

Date	Opponent	W/L	Score	H	R	I	High Scorer	Opp. High Scorer	Atten.
4/18/86	New Jersey	W	119-107	41-22	26-34	67-56	Hodges 25	Williams 27	11,052
4/20/86	New Jersey	W	111-97	42-22	26-34	68-56	Cummings 28	Gminski 28	11,052
4/22/86	@ New Jersey	W	118-113	42-22	27-34	69-56	Cummings 23	Birdsong 28	7,784

## 1986 EASTERN CONFERENCE SEMIFINALS - BUCKS 4, PHILADELPHIA 3

Date	Opponent	W/L	Score	H	R	I	High Scorer	Opp. High Scorer	Atten.
4/29/86	Philadelphia	L	112-118	42-23	27-34	69-57	Cummings 23	Barkley 31	11,052
5/01/86	Philadelphia	W	119-107	43-23	27-34	70-57	Cummings 30	Barkley 26	11,052
5/03/86	@ Philadelphia	L	103-107	43-23	27-35	70-58	Cummings 27	Barkley 29	14,611
5/05/86	@ Philadelphia	W	109-104	43-23	28-35	71-58	Cummings 19	Barkley 37	17,941
5/07/86	Philadelphia	W	113-108	44-23	28-35	72-58	Cummings/Pressey 23	Barkley 23	11,052
5/09/86	@ Philadelphia	L	108-126	44-23	28-36	72-59	Hodges 22	Barkley/B. Jones 23	15,287
5/11/86	Philadelphia	W	113-112	45-23	28-36	73-59	Cummings 27	Threatt 28	11,052

## 1986 EASTERN CONFERENCE FINALS - BOSTON 4, BUCKS 0

Date	Opponent	W/L	Score	H	R	I	High Scorer	Opp. High Scorer	Atten.
5/13/86	@ Boston	L	96-128	45-23	28-37	73-60	Fields 18	Bird 26	14,890
5/15/86	@ Boston	L	111-122	45-23	28-38	73-61	Cummings 23	Bird 26	14,890
5/17/86	Boston	L	107-111	45-24	28-38	73-62	Cummings 27	McHale 29	11,052
5/18/86	Boston	L	98-111	45-25	28-38	73-63	Moncrief 27	Bird 30	11,052

1987

## 1987 EASTERN CONFERENCE FIRST ROUND - BUCKS 3, PHILADELPHIA 2

Date	Opponent	W/L	Score	H	R	I	High Scorer	Opp. High Scorer	Atten.
4/24/87	Philadelphia	W	107-104	46-25	28-38	74-63	Cummings 21	Barkley 21	11,052
4/26/87	Philadelphia	L	122-125*	46-26	28-38	74-64	Pierce 24	Hinson 28	11,052
4/29/87	@ Philadelphia	W	121-120	46-26	29-38	75-64	Cummings 26	Barkley 39	14,361
5/01/87	@ Philadelphia	L	118-124	46-26	29-39	75-65	Cummings 29	Barkley 25	15,564
5/03/87	Philadelphia	W	102-89	47-26	29-39	76-65	Sikma 18	Erving 24	11,052

## 1987 EASTERN CONFERENCE SEMIFINALS - BOSTON 4, BUCKS 3

Date	Opponent	W/L	Score	H	R	I	High Scorer	Opp. High Scorer	Atten.
5/05/87	@ Boston	L	98-111	47-26	29-40	76-66	Cummings 28	Bird 40	14,890
5/06/87	@ Boston	L	124-126	47-26	29-41	76-67	Cummings 28	Bird/Ainge 30	14,890
5/08/87	Boston	W	126-121*	48-26	29-41	77-67	Lucas 30	Johnson 32	11,052
5/10/87	Boston	L	137-138**	48-27	29-41	77-68	Cummings 31	Bird 42	11,052
5/13/87	@ Boston	W	129-124	48-27	30-41	78-68	Moncrief 33	Parish 30	14,890
5/15/87	Boston	W	121-111	49-27	30-41	79-68	Moncrief 34	Johnson 25	11,052
5/17/87	@ Boston	L	113-119	49-27	30-42	79-69	Pressey 28	Bird 31	14,890

## 1988 EASTERN CONFERENCE FIRST ROUND - ATLANTA 3, BUCKS 2

Date	Opponent	W/L	Score	H	R	I	High Scorer	Opp. High Scorer	Atten.
4/29/88	@ Atlanta	L	107-110	49-27	30-43	79-70	Cummings 24	Wilkins 26	11,517
5/01/88	@ Atlanta	L	97-104	49-27	30-44	79-71	Moncrief 22	Wilkins 43	11,777
5/04/88	Atlanta	W	123-115	50-27	30-44	80-71	Cummings 30	Wilkins 22	11,052
5/06/88	Atlanta	W	105-99	51-27	30-44	81-71	Cummings 30	Wilkins 31	11,052
5/08/88	@ Atlanta	L	111-121	51-27	30-45	81-72	Cummings 28	Wilkins 33	12,190

## 1988 EASTERN CONFERENCE FIRST ROUND - BUCKS 3, ATLANTA 2

Date	Opponent	W/L	Score	H	R	I	High Scorer	Opp. High Scorer	Atten.
4/27/89	@ Atlanta	L	92-100	51-27	30-46	81-73	Humphries 20	Wilkins 28	14,451
4/29/89	@ Atlanta	W	108-98	51-27	31-46	82-73	Cummings 22	Wilkins 32	15,742
5/02/89	Atlanta	W	117-113*	52-27	31-46	83-73	Pierce 35	Wilkins 30	18,469
5/05/89	Atlanta	L	106-113*	52-28	31-46	83-74	Sikma 24	Wilkins/Malone 24	18,633
5/07/89	@ Atlanta	W	96-92	52-28	32-46	84-74	Pierce 25	Malone 25	16,220

## 1989 EASTERN CONFERENCE SEMIFINALS - DETROIT 4, BUCKS 0

Date	Opponent	W/L	Score	H	R	I	High Scorer	Opp. High Scorer	Atten.
5/10/89	@ Detroit	L	80-85	52-28	32-47	84-75	Pierce 25	Laimbeer 19	21,454
5/12/89	@ Detroit	L	92-112	52-28	32-48	84-76	Pierce/Krystkowiak 22	Salley 23	21,454
5/14/89	Detroit	L	90-110	52-29	32-48	84-77	Pierce 22	Thomas 26	18,633
5/15/89	Detroit	L	94-96	52-30	32-48	84-78	Roberts 33	Dumars 22	18,633

## 1990 - EASTERN CONFERENCE FIRST ROUND - CHICAGO 3, BUCKS 1

Date	Opponent	W/L	Score	H	R	I	High Scorer	Opp. High Scorer	Atten.
5/27/90	@ Chicago	L	97-111	52-30	32-49	84-79	Pierce 28	Jordan 38	18,676
4/29/90	@ Chicago	L	102-109	52-30	32-50	84-80	Pressey 25	Jordan 36	18,676
5/01/90	Chicago	W	119-112	53-30	32-50	85-80	Robertson 38	Jordan 48	18,575
5/03/90	Chicago	L	86-110	53-31	32-50	85-81	Robertson 20	Jordan 25	18,633

1990

GENERAL INFO

FRONT OFFICE

PLAYERS

2012-13 SEASON

STATS & RECORDS

HISTORY

NBA

OPPONENTS

MEDIA

# ALL-TIME PLAYOFF RESULTS

1991

## 1991 - EASTERN CONFERENCE FIRST ROUND - PHILADELPHIA 3, BUCKS 0

Date	Opponent	W/L	Score	H	R	I	High Scorer	Opp. High Scorer	Atten.
4/25/91	Philadelphia	L	90-99	53-32	32-50	85-82	Brickowski 22	Hawkins 25	13,587
4/27/91	Philadelphia	L	112-116*	53-33	32-50	85-83	Robertson 31	Anderson 24	15,623
4/30/91	@ Philadelphia	L	100-121	53-33	32-51	85-84	Robertson 26	Barkley 30	16,239

1999

## 1999 EASTERN CONFERENCE FIRST ROUND - INDIANA 3, BUCKS 0

Date	Opponent	W/L	Score	H	R	I	High Scorer	Opp. High Scorer	Atten.
5/09/99	@ Indiana	L	88-110	53-33	32-52	85-85	Allen 22	Rose 24	16,560
5/11/99	@ Indiana	L	107-108*	53-33	32-53	85-86	Allen 25	Miller 30	16,608
5/13/99	Indiana	L	91-99	53-34	32-53	85-87	Robinson 23	Miller 33	18,717

2000

## 2000 EASTERN CONFERENCE FIRST ROUND - INDIANA 3, BUCKS 2

Date	Opponent	W/L	Score	H	R	I	High Scorer	Opp. High Scorer	Atten.
4/23/00	@ Indiana	L	88-91	53-34	32-54	85-88	Allen 26	Rose 26	18,345
4/27/00	@ Indiana	W	104-91	53-34	33-54	86-88	Allen/Cassell 20	Croschere 16	18,345
4/29/00	Indiana	L	96-109	53-35	33-54	86-89	Allen/Robinson 26	Miller 34	18,717
5/01/00	Indiana	W	100-87	54-35	33-54	87-89	Allen/Williams 20	Rose 17	18,072
5/04/00	@ Indiana	L	95-96	54-35	33-55	87-90	Cassell 22	Miller 41	18,345

2001

## 2001 EASTERN CONFERENCE FIRST ROUND - BUCKS 3, ORLANDO 1

Date	Opponent	W/L	Score	H	R	I	High Scorer	Opp. High Scorer	Atten.
4/22/01	Orlando	W	103-90	55-35	33-55	88-90	Williams 19	McGrady 33	18,717
4/25/01	Orlando	W	103-96	56-35	33-55	89-90	Allen 27	McGrady 35	18,717
4/28/01	@ Orlando	L	116-121*	56-35	33-56	89-91	Allen 27	McGrady 42	17,248
5/01/01	@ Orlando	W	112-104	56-35	34-56	90-91	Allen 26	McGrady 25	17,248

## 2001 EASTERN CONFERENCE SEMIFINALS - BUCKS 4, CHARLOTTE 3

Date	Opponent	W/L	Score	H	R	I	High Scorer	Opp. High Scorer	Atten.
5/06/01	Charlotte	W	104-92	57-35	34-56	91-91	Allen 26	Mashburn 23	18,717
5/08/01	Charlotte	W	91-90	58-35	34-56	92-91	Allen 28	Wesley 20	18,717
5/10/01	@ Charlotte	L	92-102	58-35	34-57	92-92	Robinson 23	Mashburn 36	17,392
5/13/01	@ Charlotte	L	78-85	58-35	34-58	92-93	Allen 19	Mashburn 31	18,756
5/15/01	Charlotte	L	86-94	58-36	34-58	92-94	Robinson 22	Mashburn 24	18,717
5/17/01	@ Charlotte	W	104-97	58-36	35-58	93-94	Cassell 33	Wesley 27	23,509
5/20/01	Charlotte	W	104-95	59-36	35-58	94-94	Robinson 29	Davis 29	18,717

## 2001 EASTERN CONFERENCE FINALS - PHILADELPHIA 4, BUCKS 3

Date	Opponent	W/L	Score	H	R	I	High Scorer	Opp. High Scorer	Atten.
5/22/01	@ Philadelphia	L	85-93	59-36	35-59	94-95	Allen 31	Iverson 34	20,877
5/24/01	@ Philadelphia	W	92-78	59-36	36-59	95-95	Allen 38	McKie 21	20,998
5/26/01	Philadelphia	W	80-74	60-36	36-59	96-95	Cassell 24	McKie 22	18,717
5/28/01	Philadelphia	L	83-89	60-37	36-59	96-96	Robinson 20	Iverson 28	18,717
5/30/01	@ Philadelphia	L	88-89	60-37	36-60	96-97	Robinson 22	Mutombo 21	21,087
6/01/01	Philadelphia	W	110-100	61-37	36-60	97-97	Allen 41	Iverson 46	18,717
6/03/01	@ Philadelphia	L	91-108	61-37	36-61	97-98	Allen 26	Iverson 44	21,046

2003

## 2003 EASTERN CONFERENCE FIRST ROUND - NEW JERSEY 4, BUCKS 2

Date	Opponent	W/L	Score	H	R	I	High Scorer	Opp. High Scorer	Atten.
4/19/03	@ New Jersey	L	96-109	61-37	36-62	97-99	Thomas 25	Martin 21	16,102
4/22/03	@ New Jersey	W	88-85	61-37	37-62	98-99	Payton 22	Martin 22	17,633
4/24/03	New Jersey	L	101-103	61-38	37-62	98-100	Cassell 24	Kidd 26	17,539
4/26/03	New Jersey	W	119-114*	62-38	37-62	99-100	Kukoc 23	Martin 30	18,391
4/29/03	@ New Jersey	L	82-89	62-38	37-63	99-101	Kukoc 18	Kidd 19	16,601
5/01/03	New Jersey	L	101-113	62-39	37-63	99-102	Payton 24	Martin 29	18,717

2004

## 2004 EASTERN CONFERENCE FIRST ROUND - DETROIT 4, BUCKS 1

Date	Opponent	W/L	Score	H	R	I	High Scorer	Opp. High Scorer	Atten.
4/18/04	@ Detroit	L	82-108	62-39	37-64	99-103	Mason 16	Hamilton 21	22,076
4/21/04	@ Detroit	W	92-88	62-39	38-64	100-103	Redd 26	Billups 20	22,076
4/24/04	Detroit	L	85-95	62-40	38-64	100-104	Mason/Redd 19	Billups 21	18,717
4/26/04	Detroit	L	92-109	62-41	38-64	100-105	Smith/Jones 17	Hamilton 27	17,316
4/29/04	@ Detroit	L	77-91	62-41	38-65	100-106	Redd 22	Prince 24	22,076

# ALL-TIME PLAYOFF RESULTS

## 2006 EASTERN CONFERENCE FIRST ROUND - DETROIT 4, BUCKS 1

Date	Opponent	W/L	Score	H	R	I	High Scorer	Opp. High Scorer	Atten.
4/23/06	@ Detroit	L	74-92	62-41	38-66	100-107	Bell 13	R. Wallace 22	22,076
4/26/06	@ Detroit	L	98-109	62-41	38-67	100-108	Redd 29	Prince 22	22,076
4/29/06	Detroit	W	124-104	63-41	38-67	101-108	Redd 40	Billups 26	18,717
5/01/06	Detroit	L	99-109	63-42	38-67	101-109	Redd 33	Billups 34	16,296
5/03/06	@ Detroit	L	93-122	63-42	38-68	101-110	Redd 23	Hamilton 40	22,076

## 2010 EASTERN CONFERENCE FIRST ROUND - ATLANTA 4, BUCKS 3

Date	Opponent	W/L	Score	H	R	I	High Scorer	Opp. High Scorer	Atten.
4/17/10	@ Atlanta	L	92-102	63-42	38-69	101-111	Jennings 34	Johnson 22	18,729
4/20/10	@ Atlanta	L	86-96	63-42	38-70	101-112	Salmons 21	Johnson 27	18,938
4/24/10	Atlanta	W	107-89	64-42	38-70	102-112	Salmons 22	Johnson 25	18,717
4/26/10	Atlanta	W	111-104	65-42	38-70	103-112	Jennings 23	Johnson 29	18,717
4/28/10	@ Atlanta	W	91-87	65-42	39-70	104-112	Jennings 25	Horford 25	19,304
4/30/10	Atlanta	L	69-83	65-43	39-70	104-113	Delfino 20	Crawford 24	18,717
5/02/10	@ Atlanta	L	74-95	65-43	39-71	104-114	Jennings 15	Crawford 22	19,241

## 2013 - EASTERN CONFERENCE FIRST ROUND - MIAMI 4, BUCKS 0

Date	Opponent	W/L	Score	H	R	I	High Scorer	Opp. High Scorer	Atten.
4/21/13	@ Miami	L	87-110	65-43	39-72	104-115	Jennings 26	James 27	20,006
4/23/13	@ Miami	L	86-98	65-43	39-73	104-116	Ilyasova 21	Wade 21	20,097
4/25/13	Miami	L	91-104	65-44	39-73	104-117	Jennings/Sanders 16	Allen 23	18,165
4/28/13	Miami	L	77-88	65-45	39-73	104-118	Ellis 21	James 30	18,717

GENERAL  
INFO

FRONT  
OFFICE

PLAYERS

2012-13  
SEASON

STATS &  
RECORDS

HISTORY

NBA

OPPONENTS

MEDIA

# PLAYOFF BREAKDOWN

## RECORD BY SERIES

Playoff Round	Series	Overall	Home	Road	Neutral
Eastern Conference First Round	6-10	30-43	20-12	10-28	--
Eastern Conference Semifinals	5-5	28-29	15-11	11-17	2-1
Eastern Conference Finals	0-5	6-20	5-6	1-14	--
Western Conference Miniseries	1-1	3-2	2-1	1-1	--
Western Conference Semifinals	3-3	20-15	9-5	8-9	3-1
Western Conference Finals	2-1	10-5	6-2	4-3	--
NBA Finals	1-1	7-4	3-3	4-1	--
<b>TOTAL</b>	<b>18-26</b>	<b>104-118</b>	<b>60-43</b>	<b>39-73</b>	<b>5-2</b>

## TEAM-BY-TEAM

Team	Series	Overall	Home	Road	Neutral
Atlanta	2-2	11-11	8-2	3-9	--
Baltimore (Washington)	1-0	4-0	2-0	2-0	--
Boston	1-4	11-16	6-7	5-9	--
Charlotte	1-0	4-3	3-1	1-2	--
Chicago	2-1	8-4	5-1	3-3	--
Denver	0-1	3-4	2-1	1-3	--
Detroit	0-4	3-14	2-6	1-8	--
Golden State	2-1	10-6	3-2	4-3	3-1
Indiana	0-2	2-6	1-2	1-4	--
Los Angeles Lakers	2-1	10-6	7-2	3-4	--
Miami	0-1	0-4	0-2	0-2	--
New Jersey	2-1	9-6	5-3	4-3	--
New York	0-1	1-4	1-1	0-3	--
Orlando	1-0	3-1	2-0	1-1	--
Philadelphia	3-6	20-29	11-11	7-17	2-1
Phoenix	1-0	2-0	1-0	1-0	--
Seattle	0-1	3-4	1-2	1-2	--
<b>TOTAL</b>	<b>18-26</b>	<b>104-118</b>	<b>60-43</b>	<b>39-73</b>	<b>5-2</b>

## YEAR-BY-YEAR PLAYOFF RESULTS

Year	Record	(OT)	Home	(OT)	Road	(OT)	Neutral	(OT)
1969-70	5-5		1-1		2-3		2-1	
1970-71	12-2		5-0		4-2		3-0	
1971-72	6-5		3-3		3-2		--	
1972-73	2-4		1-1		1-2		0-1	
1973-74	11-5	(2-0)	6-3	(1-0)	5-2	(1-0)	--	
1975-76	1-2		1-1		0-1		--	
1977-78	5-4		3-1		2-3		--	
1979-80	3-4	(1-1)	1-2		2-2	(1-1)	--	
1980-81	3-4		2-1		1-3		--	
1981-82	2-4		1-2		1-2		--	
1982-83	5-4	(0-1)	3-1		2-3	(0-1)	--	
1983-84	8-8		6-2		2-6		--	
1984-85	3-5		2-2		1-3		--	
1985-86	7-7		5-3		2-4		--	
1986-87	6-6	(1-2)	4-2	(1-2)	2-4		--	
1987-88	2-3		2-0		0-3		--	
1988-89	3-6	(1-1)	1-3	(1-1)	2-3		--	
1989-90	1-3		1-1		0-2		--	
1990-91	0-3	(0-1)	0-2	(0-1)	0-1		--	
1998-99	0-3	(0-1)	0-1		0-2	(0-1)	--	
1999-00	2-3		1-1		1-2		--	
2000-01	10-8	(0-1)	7-2		3-6	(0-1)	--	
2002-03	2-4	(1-0)	1-2	(1-0)	1-2		--	
2003-04	1-4		0-2		1-2		--	
2005-06	1-4		1-1		0-3		--	
2009-10	3-4		2-1		1-3		--	
2012-13	0-4		0-2		0-2		--	
<b>TOTAL</b>	<b>104-118</b>		<b>60-43</b>		<b>39-73</b>		<b>5-2</b>	

## NOTABLE NUMBERS

<u>Series record with home court adv.</u>
15-5 (.750)
<u>Series record without home court adv.</u>
3-21 (.125)
<u>Record in Game 7</u>
2-7 (2-1 home; 0-6 road)
<u>Times sweeping a series</u>
5 (three times with home court adv.)
<u>Times being swept in a series</u>
6 (two times with home court adv.)
<u>Overtime Record</u>
6-8 (4-4 home; 2-4 road)



MILWAUKEE BUCKS **HISTORY**

# TEAM HISTORY

## THE BEGINNING

As the Milwaukee Bucks enter their 46th season in the NBA, owner Herb Kohl celebrates his 29th season as president of the squad. Kohl purchased the team on March 1, 1985, from Jim Fitzgerald, ensuring it would remain in Milwaukee.

The National Basketball Association originally awarded the franchise to a group of investors based in Milwaukee - headed by Wesley D. Pavalon and Marvin L. Fishman - called Milwaukee Professional Sports and Services, Inc., on January 22, 1968. Pavalon and Fishman were named president and executive vice president, respectively, as the franchise was incorporated on February 5, 1968.

An application from Milwaukee Pro was registered with the Wisconsin Department of Securities for the sale of 300,000 shares of common stock to Wisconsin residents at \$5 per share. Because the issue caught public fancy, an additional 125,000 shares were offered when the stock opened on the over-the-counter market on April 24, 1968.

On the basketball side of the operation, the team went through both the college and expansion draft under the watchful eye of the team's first head coach, Larry Costello.

A Janesville, Wis., businessman, Jim Fitzgerald served as a member of the Board of Directors of Milwaukee Professional Sports and Services, Inc., beginning in 1973. He assumed his position as chairman of the board and president of the Bucks in November of 1976 and held that position until the sale of the franchise to Kohl in the spring of 1985.



## WHAT'S IN A NAME

May 22, 1968, was the day when Milwaukee's second professional basketball team finally got a name - the Milwaukee Bucks. More than 14,000 fans participated in a contest to name the team. Records show that R.D. Trebilcox of Whitefish Bay, Wis., was one of 45 people who suggested the name 'Bucks.' He saw bucks (male deer) as being spirited, good jumpers, fast and agile. For his efforts in helping Milwaukee's entry into the professional sports world gain an enduring nickname, Mr. Trebilcox won a new car.

## LOGO/COLOR HISTORY

On June 28, 2006, prior to the 2006-07 season, the Bucks unveiled an updated logo and a new color scheme. "The historical Bucks forest green and the silver introduced in 1993 remain in the identity, but purple has been replaced by a deep red - more sophisticated than the classic red used in the Bucks' color palette from 1968 through the mid-80's," Vice President of NBA Apparel Christopher Arena said. "The deep red is in line with the team's history and representative of their renewed commitment to intensity and energy."

The basic structure of Milwaukee's primary logo that was introduced in 1993 remains in the identity, but several areas were enhanced. The wordmark "BUCKS" now includes a more rigid, etched font with a retaining shape that mirrors the structure of the letters. The box that outlines the word "BUCKS" has been altered, as well. A "MILWAUKEE" wordmark, although not used in the primary logo, was created and will be used on various team materials and licensed products.

The logo was first introduced in May of 1993 when, following the 25th Anniversary season, the club announced that their franchise would be represented by a new logo with corresponding new uniforms. It depicts an aggressive, frontal view of the head and shoulders of an eight-point white tail buck on a triangular background atop stylized Milwaukee Bucks lettering. The color scheme featured hunter green, purple and silver. In making the announcement of the new logo, then-NBA Creative Director Tom O'Grady said, "The Bucks logo is an image of strength and focused determination. The solid logo design, incorporating the powerful buck, portrays a confident, cohesive team. It is one unit, an attribute of any good team. The buck itself gazes steadily ahead, as if to accept any challenge that may lie in its path. The theme of solidarity is repeated upon through the physique of the muscular buck and the heavy block lettering."

The 2006-07 changes also were applied to the team's secondary logo, which was first introduced during the 2001 Playoffs. The secondary logo is a derivative of the primary logo. It retains the existing red triangular base and eight-point silver buck antlers, while adding a silver-outlined green basketball that appears centered at the top of the triangular base.

A search for the team's initial logo/color identity in 1968 was the responsibility of then-General Manager John Erickson, who commissioned Milwaukee commercial artist Matt Kastelic to develop the team's first logo. The original logo featured a caricature of a buck wearing a sweater emblazoned with the letter 'B' and spinning a basketball on one hoof while sitting atop the words 'Milwaukee Bucks.'

The original official team colors of forest green, red and white were in use since their inception in 1968 through the 1976-77 season. From the 1976 through 1985 seasons, the club adopted various hues of green, including forest, kelly and lime, with a white accent. The changes in color did not affect the logo.

The Bucks currently have three uniforms that are worn throughout the season. The team wears its white home uniforms with green lettering and red trim at the BMO Harris Bradley Center. On the road, the Bucks primary uniform is green with white lettering and red trim. During the 2008-09 season, the Bucks introduced a red jersey to the collection, which is the alternate road jersey, and worn 15 times each season.



## LOGO HISTORY



(1968-1993) - The original logo featured a caricature of a buck wearing a sweater emblazoned with the letter 'B' and spinning a basketball on one hoof while sitting atop the words 'Milwaukee Bucks.'



(1993-2006) - This logo was first introduced in May of 1993, following the 25th Anniversary season. It depicted an aggressive, frontal view of the head and shoulders of an eight-point white tail buck on a triangular background atop stylized Milwaukee Bucks lettering. The color scheme featured hunter green, purple and silver.



(2006-Present) - Prior to the 2006-07 season, the Bucks unveiled an updated logo and a new color scheme. The basic structure of their previous logo remained the same, but several areas have been enhanced. The wordmark "BUCKS" now includes a more rigid, etched font with a retaining shape to mirror the structure of the letters. The box that outlines the word "BUCKS" was altered, as well.

## FAMOUS FIRSTS IN BUCKS HISTORY

### First Draft Choice

In the 1968 Draft, the Bucks selected Charlie Paulk of Northeastern University in the first round (seventh overall).

### First Game

On October 16, 1968, the Bucks hosted the Chicago Bulls, dropping an 89-84 decision in front of a Milwaukee Arena crowd of 8,467. Starting for the Bucks were Guy Rodgers, Jon McGlocklin, Fred Hetzel, Len Chappell and Wayne Embry. McGlocklin scored the first points in team history, draining a jump shot just 13 seconds into the contest. Rodgers led the Bucks with 16 points.

### First Win

After dropping their first five games of the inaugural season, the Bucks claimed victory on October 31, 1968, a 134-118 decision over the Detroit Pistons at the Arena. Wayne Embry led the Bucks in scoring with 30 points and became the first player in Bucks history to score 30-plus in a single game.

### First NBA Championship

No expansion team in pro sports history earned a championship quicker than the Bucks, who captured the 1971 NBA title in just their third season of existence. The 1970-71 Bucks posted a 66-16 regular-season mark under Coach Larry Costello. In the post-season, they beat San Francisco (4-1) and the Los Angeles Lakers (4-1) before sweeping Baltimore in four straight for the title.

### First Bradley Center Game

In front of a sellout crowd of 18,649 on November 5, 1988, the Bucks dropped a 107-94 decision to the Atlanta Hawks. Terry Cummings led the Bucks with 19 points.

### First Bradley Center Win

In their second home game in their new home, on November 9, 1988, the Bucks topped Philadelphia 114-103 behind 31 points from Terry Cummings.

## MILESTONE WINS

Win	Date	Opponent	Result	Win	Date	Opponent	Result
100	11/25/70	Detroit	113-87	1,000	12/06/88	Detroit	109-84
200	02/17/72	at Cincinnati	111-97	1,100	12/11/90	Chicago	99-87
300	12/26/73	Cleveland	123-110	1,200	12/30/93	Cleveland	105-103
400	03/21/76	at LA Lakers	130-111	1,300	04/01/97	at Vancouver	102-91
500	01/12/79	Golden State	101-94	1,400	03/23/00	at Indiana	105-84
600	01/11/81	Phoenix	123-109	1,500	03/28/02	Denver	95-88
700	12/19/82	San Antonio	113-98	1,600	01/21/05	Detroit	89-86
800	12/18/84	Dallas	110-96	1,700	01/16/08	Atlanta	87-80
900	04/12/86	New York	116-78	1,800	12/13/10	at Dallas	103-99

# ALL-TIME JERSEY NUMBERS

## 00

Anthony Avent  
Anthony Cook  
Kevin Duckworth  
Darnell Jackson

## 0

Drew Gooden

## 1

Oscar Robertson\*

## 2

Junior Bridgeman\*

## 3

Dale Ellis  
Lynn Greer  
Brandon Jennings  
Jeff Lamp  
Dan Langhi  
Pace Mannion  
Ken Norman  
Shawn Respert  
Elmore Smith  
Sam Williams  
Haywoode Workman

## 4

Sidney Moncrief\*  
Greg Smith  
Norm Van Lier

## 5

Alaa Abdelnaby  
Steve Blake  
Fred Carter  
Josh Davis  
Mike Evans  
Anthony Goldwire  
Eddie House  
Jermaine Jackson  
Stephen Jackson  
Corey Maggette  
Eric Murdock  
Elliot Perry  
J.J. Redick  
Guy Rodgers  
Lorenzo Romar  
Scott Skiles  
Robert Smith  
Sam Smith  
Tim Thomas  
Marvin Winkler

## 6

Andrew Bogut  
Pat Cummings  
Marquis Daniels  
Brevin Knight  
Charles Lowery  
Joel Przybilla  
Paul Thompson  
Mirsad Turkcan  
Orlando Woolldridge  
Bill Zopf

## 7

Lucius Allen  
Nate Archibald  
Benoit Benjamin  
Terrell Brandon  
Adrian Dantley  
Terry Driscoll  
Dale Ellis  
Kenny Fields  
Paul Grant  
Jason Hart  
Ersan Ilysova  
Toby Kimball

Toni Kukoc  
Scott May  
Dave Meyers  
J.R. Reid  
Ramon Sessions  
Everette Stephens  
David Wood

## 8

Eddie Gill  
Marques Johnson  
Frank Kornt  
Moses Malone  
Kevin Ollie  
Larry Sanders  
Joe Smith  
Jeff Webb

## 9

Primoz Brezec  
Dale Ellis  
Francisco Elson  
Litteral Green  
Shaun Livingston  
Bob Love  
Jeff Nordgaard  
Tony Smith  
Yi Jianlian

## 10

Keith Bogans  
Sam Cassell  
Bob Dandridge  
Todd Day  
Carlos Delfino  
Mike Dunleavy  
Armen Gilliam  
Mike Glenn  
Gerald Henderson  
John Lucas  
Tyronn Lue  
Joel Przybilla  
Dan Schayes  
Bob Warlick  
Rory White

## 11

Joe Alexander  
Rafer Alston  
Earl Boykins  
Monta Ellis  
Jamie Feick  
T.J. Ford  
Rickey Green  
Gerald Henderson  
Darington Hobson  
Lindsay Hunter  
Royal Ivey  
Adonis Jordan  
Steve Kuberski  
Lee Mayberry  
Keith Smith  
Everette Stephens  
Andre Turner  
Lloyd Walton

## 12

John Arthurs  
Delmer Beshore  
Don Collins  
Michael Curry  
Phil Ford  
Tate George  
Kendall Gill  
Marcus Haislip  
Darrin Hancock  
Steve Henson  
Royal Ivey  
Wali Jones  
Rich Laurel

Luc Richard Mbah a Moute  
Chris McCray  
Jay Miller  
Derrick Rowland  
Jerry Sichting  
Bryan Warrick  
Ron Williams

## 13

Mike James  
Glenn McDonald  
Luke Riddnour  
Glenn Robinson  
Ekpe Udoh

## 14

Jon McGlothin\*

## 15

Lester Conner  
Charlie Criss  
Vinny Del Negro  
Wayne Embry  
Tobias Harris  
Craig Hodges  
Brad Holland  
Ronald Murray  
Jim Price

John Salmons  
Daniel Santiago  
Ish Smith

## 16

Don Smith  
(Zaid Abdul-Aziz)  
Fred Crawford  
Bob Lanier\*

## 17

Jon Barry  
Chris Douglas-Roberts  
Mike Dunleavy, Jr.  
Gary Freeman  
Anthony Mason  
Charles Paulk

## 18

Jamie Feick  
Bob Greacen  
Curtis Perry  
Kevin Restani

## 19

Gustavo Ayón  
Dick Cunningham  
Ersan Ilysova  
Damon Jones  
Beno Udrih

## 20

Bob Boozer  
Sam Cassell  
Mickey Davis  
Bill Dinwiddie  
Sherman Douglas  
Dave Gambee  
Jeff Grayber  
Ernie Grunfeld  
Doron Lamb  
Jamaal Magloire  
Gary Payton  
Kevin Stacom  
Awuee Storey  
Erick Strickland  
Derek Strong  
Roko Ukic  
Danny Young

## 21

Quinn Buckner

Samuel Dalembert

Marcus Fizer  
Darvin Ham  
Conner Henry  
Russell Lee  
Cuonzo Martin  
Dave Meyers  
Alvin Robertson  
Flynn Robinson  
Bob Rule  
Bobby Simmons  
David Thirdkill  
Hakim Warrick  
Bob Weiss  
Walt Wesley

## 22

Tim Breaux  
Charles Davis  
Alex English  
Armond Hill  
Dave Meyers  
Johnny Newman  
Ricky Pierce  
Michael Redd  
Linton Townes

## 23

Charles Davis  
Mark Davis  
Alex English  
Rowland Garrett  
Jodie Meeks  
Ruben Patterson  
Anthony Pullard  
Joe Wolf

## 24

Rafer Alston  
Dudley Bradley  
Dick Garrett  
Julius Hodge  
Jay Humphries  
Richard Jefferson  
George Johnson  
Wali Jones  
Desmond Mason  
Dan Schayes  
Jerry Stackhouse  
George Thompson

## 25

Gary Brokaw  
Chris Gatling  
Jerald Honeycutt  
Jerome Kersey  
Danny Manning  
Paul Pressey  
Mo Williams

## 27

Frank Kornt  
Rich Niernann  
Zaza Pachulia

## 28

Andrew Lang

## 30

Malik Allen  
Earl Barron  
Marty Conlon  
Dell Curry  
Blue Edwards  
Otis Howard  
Jon Leuer

## 31

Zendon Hamilton  
Cedric Henderson

John Henson

Earl Jones  
Randolph Keys  
Swen Nater  
Fred Roberts  
Jamal Sampson  
Chuck Terry  
Charlie Villanueva  
Richard Washington  
Rickie Winslow

## 32

Brian Winters\*

## 33

Kareem Abdul-Jabbar\*

## 34

Ray Allen  
Greg Anderson  
John Block  
Terry Cummings  
Dick Cunningham  
Reece Gaines  
Jerome Lane  
Clyde Mayes  
David Noel  
Fred Roberts

## 35

Don Smith  
(Zaid Abdul-Aziz)  
Tony Brown  
Jason Caffey  
Jim Fox  
Kevin Grevey  
McCoy McLemore  
Jerry Reynolds  
Cornell Warner

## 36

Dave Cowens

## 40

Frank Brickowski  
Jon Brockman  
Jimmy Carruth  
Joe Courtney  
John Gianelli  
Jerome Henderson  
Ervin Johnson  
Larry Micheaux  
Kurt Thomas  
Marvin Webster

## 41

Len Elmore  
Hank McDowell  
Sam Pellom  
Mark Pope  
Garrett Temple

## 42

Lucius Allen  
Vin Baker  
Charlie Bell  
Harvey Catchings  
Tyronn Hill  
Larry Krystkowiak  
Scott Williams

## 43

Mike Gminski  
Mickey Johnson  
Jack Sikma  
Alex Stivrins  
Jake Voskuhl  
Mark West

## 44

Austin Croshere  
Greg Foster  
Gary Gregor  
Fred Hetzel  
Brad Lohaus  
Paul Mokeski  
Mark Pope  
Jerry Reynolds  
Fred Roberts  
Keith Van Horn  
Jiri Welsch  
Aaron Williams

## 45

Randy Breuer  
Scott Lloyd  
Paul Mokeski

## 50

Greg Anthony  
Len Chappell  
Chris Engler  
Tito Horford  
Dan Gadzuric  
Steve Mix  
Barry Nelson  
Dave Popson

## 51

Jim Eakins  
Michael Ruffin  
Keith Tower

## 52

Calvin Booth  
Chucky Brown  
Damir Markota  
Eric Mobley

## 53

Dave Hoppen  
Alton Lister  
Andre Moore  
Alan Ogg  
Dan O'Sullivan

## 54

Kent Benson  
Ben Coleman  
Geff Crompton  
Kenny Fields  
Brad Lohaus  
Mike Peplowski  
Ed Pinckney  
Brian Skinner  
John Stroeder  
Robert Traylor

## 55

Keyon Dooling  
Acie Earl  
Chris Engler  
Jared Reiner

\* Number retired

## 1 OSCAR ROBERTSON *in 1974*

On April 21, 1970, the Bucks traded for Oscar Robertson, an All-Star in each of his 10 seasons in Cincinnati. Robertson joined Kareem Abdul-Jabbar to form one of the most formidable inside-outside duos in NBA history. The Bucks won 66 games, advanced to the Finals against Baltimore and "The Big O" had the championship that eluded him in Cincinnati. Robertson averaged 18.3 points per game in Milwaukee's 12-2 postseason.

Robertson played three more seasons with the Bucks, and the team never won fewer than 59 games. In the last of his 14 NBA seasons, Oscar again led the Bucks to the Finals. Robertson retired after having led Milwaukee to a 248-80 record in four seasons. Robertson, the only Buck to wear the #1, had his jersey retired on Oct. 18, 1974.

## 2 JUNIOR BRIDGEMAN *in 1988*

Junior Bridgeman made his mark in Milwaukee as the Bucks "Super Sub." He started only 105 of the 711 games he played in a Bucks uniform, but Bridgeman scored in double figures for eight straight seasons, consistently among the league's highest scoring non-starters.

He was the league's top scoring sixth man in the 1978-79, averaging 15.5 points per game. J.B. averaged 17.6 points in the 1979-80 season and 16.8 points per game the following year as the Bucks reached the 60-win plateau for the fourth time. In nine seasons, he hit double figures eight times. Bridgeman has played more games than any player in Bucks history (711) and is among the Bucks all-time leaders in points (7th, 9,892), minutes (8th, 18,044), steals (T-9th, 607), field goals made (5th, 4,142) and attempted (5th, 8,658). His #2 was retired on Jan. 17, 1988.

## 4 SIDNEY MONCRIEF *in 1990*

During the '80s, the most prolific decade in Bucks history, Sidney Moncrief was front man for a team that won 50 games for seven consecutive seasons and appeared in the playoffs in each of his 10 seasons (1979-89).

A five-time All-Star, Moncrief compiled 16.7 points per game in 10 seasons in Milwaukee. He also averaged 5.0 rebounds, 3.9 assists, 1.26 steals and finished with a career shooting percentage of better than 50 percent. But as proficient as Moncrief was at the offensive end, surely he was better known for his relentless defense. Moncrief earned four straight berths on the NBA's All-Defensive First Team (1982-86) and was the first recipient of the NBA's Defensive Player of the Year honor in 1983. His #4 was raised to the rafters on Jan. 6, 1990, at the Bradley Center. To this day, only Kareem Abdul-Jabbar and Glenn Robinson have scored more points in a Milwaukee uniform than Sir Sid (11,594).

## 14 JON MCGLOCKLIN *in 1976*

If it has happened in the 44-year history of the Bucks, Jonny Mac was there to see it. An original member of the team, he remains a fixture in the organization, having spent the last 37 seasons as a team broadcaster.

McGlocklin enjoyed an 11-year NBA career that included eight seasons - not to mention an All-Star appearance and an NBA Championship - in Milwaukee. He was the leading scorer on the inaugural Bucks team (19.6 ppg) and became the first player to represent the Bucks in an All-Star Game. McGlocklin's name still graces the Bucks All-Time Leaders list in points (12th, 7,505), minutes (10th, 17,008) and free throw percentage (6th, .860). On Dec. 10, 1976, Jonny Mac's #14 was raised to the rafters.

## 16 BOB LANIER *in 1984*

Bob Lanier was an NBA legend before he put on a Bucks uniform, but five seasons with the Bucks - and five division championships - cemented his place as one of the best players in NBA history. Arriving from Detroit, Lanier provided veteran leadership to a team that averaged 53 wins during his four-plus seasons. Lanier was a leader off the court as well, serving as the president of the NBA Players Association during the end of his playing days.

Despite his brief tenure, Lanier is ninth on the Bucks postseason scoring list (680 points), tied for sixth in rebounding (342) and tied for third in blocked shots (45). His playoff scoring average of 15.1 is 12th. Counting his five seasons in Milwaukee, Lanier amassed 19,248 points in 14 years, finishing his career with averages of 20.1 points and 10.1 rebounds per game. He was inducted into the Naismith Hall of Fame in 1991. Seven years earlier, on Dec. 4, 1984, his #16 was hung at the MECCA.

## 32 BRIAN WINTERS *in 1983*

Brian Winters, an All-American selection in high school and at the University of South Carolina, carved his niche in Bucks history, playing eight seasons and averaging 16.7 points per game. His numbers would undoubtedly have been even better, but the 3-point field goal came into existence after he had already played five seasons. For his career, he was 114-of-314 (.363) from downtown.

A two-time Bucks All-Star, in eight seasons he helped the team achieve six postseason berths. Upon retiring in 1983, Winters was the leading playmaker in Bucks history (now 3rd, 2,479 assists). He is among the Bucks all-time leaders in scoring (8th, 9,743), games played (5th, 582) and steals (5th, 718). Winters was the third Bucks player to have his number retired, raising his #32 on Oct. 28, 1983.

## 33 KAREEM ABDUL-JABBAR *in 1993*


Abdul-Jabbar (and his patented 'sky-hook') brought instant success to the Bucks. He earned Rookie of the Year honors in 1969-70, and the Bucks won 56 games. For an encore, Abdul-Jabbar led the Bucks to 66 wins and won the first of three MVP awards with the Bucks in 1970-71, averaging 31.7 ppg and 16.0 rpg. In the playoffs, he helped lead the Bucks to a 12-2 record and a World Championship.

After six seasons in Milwaukee, Abdul-Jabbar was (and still is) the leading scorer (14,211) and rebounder (7,161) in team history, and also tops the all-time list in scoring average (30.4 ppg), field goals made (5,902), attempted (10,787) and field goal percentage (.547). His 495 blocks rank fifth on the all-time list, even though the statistic was only kept during his final two seasons with the Bucks.

Abdul-Jabbar, a New York native, eventually longed for a return to big city life and was granted a trade to the Los Angeles Lakers, where he played 14 more seasons before retiring as the leading scorer in NBA history (38,387). He was elected to the Hall of Fame in 1995, and had his number 33 - which was never worn by another Bucks player - retired in a ceremony at the Bradley Center on April 24, 1993.

*\*During the Bucks 40th Anniversary season, the team re-dedicated the seven retired numbers at ceremonies throughout the 2007-08 season at the BMO Harris Bradley Center.\**

# 1968-69 MILWAUKEE BUCKS



**BACK ROW:** Trainer Arnie Garber, Guy Rodgers, Sam Williams, Greg Smith, Jon McGlocklin, Flynn Robinson, Head Coach Larry Costello.  
**FRONT ROW:** Rich Niemann, Dick Cunningham, Wayne Embry, Zaid Abdul-Aziz, Lenny Chappell.

## REGULAR SEASON (27-55) - 7TH, EASTERN DIVISION - PLAYOFFS (DNQ)

PLAYER	G-GS	MIN	FG-FGA	PCT	FT-FTA	PCT	OR	DR	TR	AST	PF-DQ	STL	BLK	PTS	AVG
Robinson (TOT)	83-0	2616	625-1442	.433	412-491	.839	-	-	306	377	261-7	-	-	1662	20.0
Robinson (MIL)	65-0	2066	501-1149	.436	317-377	.841	-	-	237	320	209-6	-	-	1319	20.3
McGlocklin	80-0	2888	662-1358	.487	246-292	.842	-	-	343	312	186-1	-	-	1570	19.6
Hetzel	53-0	1591	316-760	.416	211-252	.837	-	-	473	83	193-6	-	-	843	15.9
Chappell	80-0	2207	459-1011	.454	250-339	.737	-	-	637	95	247-3	-	-	1168	14.6
Embry	78-0	2355	382-894	.427	259-390	.664	-	-	672	149	302-8	-	-	1023	13.1
Gambee	34-0	624	150-323	.464	110-133	.827	-	-	179	32	99-4	-	-	410	12.1
Rodgers	81-0	2157	325-862	.377	184-232	.793	-	-	226	561	207-2	-	-	834	10.3
Smith	79-0	2207	276-613	.450	91-155	.587	-	-	804	137	264-12	-	-	643	8.1
Love	14-0	227	39-106	.368	29-38	.763	-	-	64	3	22-0	-	-	107	7.6
Abdul-Aziz (TOT)	49-0	945	144-390	.369	70-113	.619	-	-	409	37	115-3	-	-	358	7.3
Abdul-Aziz (MIL)	29-0	837	126-347	.363	68-106	.642	-	-	378	33	98-3	-	-	320	11.0
Weiss	15-0	242	36-114	.316	27-34	.794	-	-	27	27	24-1	-	-	99	6.6
Cunningham	77-0	1236	141-332	.425	69-106	.651	-	-	438	58	166-2	-	-	351	4.6
Williams	55-0	628	78-228	.342	72-134	.537	-	-	109	61	106-1	-	-	228	4.1
Niemann (TOT)	34-0	272	44-106	.415	19-25	.760	-	-	100	16	61-1	-	-	107	3.1
Niemann (MIL)	18-0	149	24-59	.407	11-15	.733	-	-	59	7	31-1	-	-	59	3.3
Miller	3-0	27	2-10	.200	5-7	.714	-	-	2	0	4-0	-	-	9	3.0
Paulk	17-0	217	19-84	.226	13-23	.565	-	-	78	3	26-0	-	-	51	3.0
Warlick	3-0	22	1-8	.125	4-5	.800	-	-	1	1	3-0	-	-	6	2.0
<b>BUCKS</b>	<b>82</b>	<b>19680</b>	<b>3837-8258</b>	<b>.428</b>	<b>1966-2638</b>	<b>.745</b>	<b>-</b>	<b>-</b>	<b>4727</b>	<b>1882</b>	<b>2187-50</b>	<b>-</b>	<b>-</b>	<b>9040</b>	<b>110.2</b>

### HIGHLIGHTS:

- Charlie Paulk of Northeastern State (Okla.) was the Bucks first first-round pick in the 1968 Draft.
- On Oct. 16, 1968, before a crowd of 8,467 at the Milwaukee Arena, the Milwaukee Bucks made their NBA debut, an 89-84 loss to Chicago.
- Bucks set a home attendance record for a first-year team, averaging 6,246 fans at the Arena.
- Milwaukee's 27 wins were the second highest by an expansion team in NBA history.
- Flynn Robinson hit 21 free throws vs. Atlanta on Feb. 17, 1969, which remains a team record.
- Guard Jon McGlocklin led the team in scoring with a 19.6 average and was the Bucks first representative at the All-Star Game.
- The 1968-69 squad owns franchise records for most rebounds (4,727) and most FG attempts (8,258) in a season.
- On Dec. 11, 1968, the Bucks set a team record with 85 rebounds in a 106-96 win over San Francisco (at Madison).
- Bucks finished last in the Eastern Division to qualify for a coin flip (with Phoenix) to determine rights to top choice in the college draft. On March 19, 1969, NBA Commissioner Walter Kennedy flipped the coin; Phoenix chose heads, the coin came up tails. On April 2, 1969, the Bucks signed 7'2" Lew Alcindor (Kareem Abdul-Jabbar).

### PLAYOFF RECORD:

- Did not qualify

### HONORS:

- Jon McGlocklin - NBA All-Star team

# 1968-69 MILWAUKEE BUCKS

## REGULAR SEASON DAY-BY-DAY

Gm	Date	Opponent	W-L	Score	Record	Bucks High Scorer	Atten.
1	10/16	Chicago	L	84-89	0-1	Rodgers, 16	8,467
2	10/19	@ Atlanta	L	107-125	0-2	Rodgers, 25	2,966
3	10/23	New York	L	112-114	0-3	Embry, 26	8,222
4	10/26	@ Boston	L	89-102	0-4	Embry/Hetzel, 18	7,330
5	10/29	Baltimore	L	112-129	0-5	Hetzel/McGlocklin, 21	6,028
6	10/31	Detroit	W	134-118	1-5	Embry, 30	6,694
7	11/1	@ Cincinnati	L	114-132	1-6	Gamblee, 21	2,324
8	11/2	San Francisco	W	102-101	2-6	Gamblee, 20	8,910
9	11/6	Los Angeles (Mad.)	L	115-128	2-7	Embry, 30	8,950
10	11/9	Boston	L	97-98	2-8	Embry/Hetzel, 16	9,095
11	11/12	Seattle	W	127-114	3-8	Gamblee, 29	4,455
12	11/15	@ Baltimore	L	102-129	3-9	Embry, 24	5,811
13	11/16	@ Philadelphia	L	92-136	3-10	McGlocklin, 19	10,692
14	11/19	Atlanta	W	119-98	4-10	Rodgers, 26	4,130
15	11/21	@ Chicago	L	111-120	4-11	Rodgers, 29	1,673
16	11/23	Phoenix	W	115-112	5-11	Hetzel, 28	6,090
17	11/24	@ Seattle	L	120-141	5-12	Embry, 29	3,485
18	11/25	@ Seattle (Van.)	L	113-123	5-13	McGlocklin, 25	2,879
19	11/28	@ Seattle	L	103-115	5-14	Embry, 27	5,210
20	11/29	@ San Francisco	L	119-140	5-15	Hetzel, 29	4,178
21	11/30	@ San Francisco	W	107-101	6-15	Hetzel, 22	5,474
22	12/1	@ Los Angeles	L	112-119	6-16	Hetzel, 25	7,008
23	12/3	Boston	L	115-137	6-17	Embry, 29	5,823
24	12/4	@ Boston	L	99-101	6-18	McGlocklin/Rodgers, 20	4,679
25	12/6	Philadelphia	L	112-121	6-19	Rodgers, 24	5,067
26	12/7	@ New York	L	113-119	6-20	McGlocklin, 24	9,011
27	12/8	@ Phila. (Syr.)	L	117-122	6-21	Chappell, 28	3,264
28	12/10	Cincinnati	L	96-107	6-22	McGlocklin, 20	3,780
29	12/11	San Francisco (Mad.)	W	106-96	7-22	Robinson, 24	2,089
30	12/13	San Diego	W	101-96	8-22	Rodgers, 20	5,456
31	12/14	@ Cincinnati	L	115-121	8-23	Embry, 23	2,002
32	12/18	@ Atlanta	L	116-122	8-24	Chappell/McGlocklin, 23	2,683
33	12/19	@ Chicago	L	111-113	8-25	Chappell, 35	1,006
34	12/20	Seattle	W	100-92	9-25	Robinson, 38	5,303
35	12/22	Phoenix	W	127-116	10-25	Hetzel, 31	3,466
36	12/25	Detroit	L	113-119	10-26	Rodgers, 24	3,893
37	12/26	@ Boston	L	106-139	10-27	McGlocklin/Robinson, 17	8,214
38	12/27	@ Baltimore	L	122-136	10-28	Hetzel/Robinson, 25	4,749
39	12/29	Chicago	L	97-102	10-29	McGlocklin, 25	5,779
40	12/31	Philadelphia	L	107-128	10-30	Chappell, 22	3,007
41	1/2	Cincinnati (Mad.)	L	109-113	10-31	McGlocklin, 26	3,116
42	1/3	Phoenix	W	121-104	11-31	Chappell, 33	4,230
43	1/7	@ Cincinnati	W	116-101	12-31	Chappell, 30	1,652
44	1/8	New York	L	101-115	12-32	McGlocklin, 23	3,089
45	1/10	Seattle	W	115-104	13-32	McGlocklin/Robinson, 24	4,150
46	1/12	Boston	W	114-110	14-32	Robinson, 26	5,323
47	1/17	@ Detroit	L	108-123	14-33	Robinson, 23	3,379
48	1/18	@ New York (Bos.)	L	109-117	14-34	Robinson, 22	9,320
49	1/20	Detroit (Mad.)	W	102-101	15-34	McGlocklin, 38	3,344
50	1/21	Los Angeles	L	105-122	15-35	McGlocklin, 33	9,182
51	1/25	@ New York	L	96-113	15-36	McGlocklin, 26	13,455
52	1/27	@ Seattle (Tac.)	L	107-128	15-37	Embry/Hetzel, 20	4,150
53	1/29	Phoenix (Tuc.)	L	107-111	15-38	Chappell/Hetzel, 27	3,013
54	1/31	@ Los Angeles	L	104-105	15-39	Robinson, 43	16,513
55	2/1	@ San Diego	L	95-101	15-40	Robinson, 22	4,963
56	2/2	@ Phoenix	L	121-122	15-41	Chappell, 32	2,926
57	2/4	@ Chicago	W	107-98	16-41	Robinson, 22	1,971
58	2/5	New York	L	102-111	16-42	Robinson, 35	5,107
59	2/7	Baltimore	L	107-114	16-43	McGlocklin, 22	6,581
60	2/9	San Diego	W	117-109	17-43	Chappell, 23	9,608
61	2/12	Atlanta	L	106-113	17-44	Chappell, 26	3,458
62	2/14	@ Baltimore	L	122-132	17-45	McGlocklin, 37	7,598
63	2/16	Los Angeles	W	106-97	18-45	Robinson, 41	10,698
64	2/17	@ Atlanta (Balt.)	W	123-111	19-45	Robinson, 43	7,456
65	2/22	@ Detroit	W	108-107	20-45	Robinson, 45	3,503
66	2/23	Phoenix (G.Bay)	W	107-103	21-45	Chappell, 24	4,357
67	2/25	San Diego	W	114-112	22-45	Chappell, 26	5,015
68	2/27	Baltimore	W	126-117	23-45	Robinson, 35	10,746*
69	2/28	@ Phila. (Bos)	L	102-123	23-46	McGlocklin, 27	9,103
70	3/2	@ Atlanta	L	108-112	23-47	Robinson, 28	5,101
71	3/3	Philadelphia	L	132-143	23-48	Robinson, 34	8,208
72	3/5	Chicago	L	108-124	23-49	McGlocklin, 38	3,766
73	3/6	Cincinnati	L	110-112	23-50	Robinson, 39	9,242
74	3/9	@ Detroit	W	126-121	24-50	McGlocklin/Robinson, 21	3,475
75	3/10	San Francisco	L	106-123	24-51	McGlocklin, 31	10,281
76	3/13	Seattle (G.Bay)	L	118-141	24-52	Robinson, 27	3,461
77	3/14	@ Los Angeles	L	103-111	24-53	McGlocklin, 32	12,852
78	3/18	@ San Diego	L	108-128	24-54	McGlocklin/Robinson, 25	5,267
79	3/19	@ Phoenix	W	117-110	25-54	McGlocklin, 26	3,033
80	3/21	@ San Francisco	L	100-103	25-55	Robinson, 20	2,897
81	3/22	@ San Diego	W	120-106	26-55	Robinson, 28	8,189
82	3/23	@ Phoenix	W	128-118	27-55	Robinson, 33	3,204

\* denotes sellout

GENERAL INFO  
FRONT OFFICE  
PLAYERS  
2012-13 SEASON  
STATS & RECORDS  
HISTORY  
NBA  
OPPONENTS  
MEDIA

# 1969-70 MILWAUKEE BUCKS



**BACK ROW:** Trainer Arnie Garber, Assistant Coach Tom Nissalke, Bob Greacen, Lenny Chappell, Dick Cunningham, Sam Williams, Guy Rodgers, Head Coach Larry Costello. **FRONT ROW:** Zaid Abdul-Aziz, Greg Smith, Jon McGlocklin, Kareem Abdul-Jabbar, Flynn Robinson, Bob Dandridge, Fred Crawford.

## REGULAR SEASON (56-26) - 2ND, EASTERN DIVISION - PLAYOFFS (5-5)

PLAYER	G-GS	MIN	FG-PGA	PCT	FT-FTA	PCT	OR	DR	TR	AST	PF-DQ	STL	BLK	PTS	AVG
Abdul-Jabbar	82-0	3534	938-1810	.518	485-743	.653	-	-	1190	337	283-8	-	-	2361	28.8
Robinson	81-0	2762	663-1391	.477	439-489	.898	-	-	263	449	254-5	-	-	1765	21.8
McGlocklin	82-0	2966	639-1206	.530	169-198	.854	-	-	252	303	164-0	-	-	1447	17.6
Dandridge	81-0	2461	434-895	.485	199-264	.754	-	-	625	292	279-1	-	-	1067	13.2
Smith	82-0	2368	339-664	.511	125-174	.718	-	-	712	156	304-8	-	-	803	9.8
Chappell	75-0	1134	243-523	.465	135-211	.640	-	-	276	56	127-1	-	-	621	8.3
Crawford	77-0	1331	243-506	.480	101-148	.682	-	-	184	225	181-1	-	-	587	7.6
Abdul-Aziz	80-0	1637	237-546	.434	119-185	.643	-	-	603	62	167-2	-	-	593	7.4
Arthurs	11-0	86	12-35	.343	11-15	.733	-	-	14	17	15-0	-	-	35	3.2
Rodgers	64-0	749	68-191	.356	67-90	.744	-	-	74	213	73-1	-	-	203	3.2
Greacen	41-0	292	44-109	.404	18-28	.643	-	-	59	27	49-0	-	-	106	2.6
Williams	11-0	44	11-24	.458	5-11	.455	-	-	7	3	5-0	-	-	27	2.5
Cunningham	60-0	416	52-141	.369	22-33	.667	-	-	160	28	70-0	-	-	126	2.1
<b>BUCKS</b>	<b>82</b>	<b>19780</b>	<b>3923-8041</b>	<b>.488</b>	<b>1898-2589</b>	<b>.732</b>	<b>-</b>	<b>-</b>	<b>4419</b>	<b>2168</b>	<b>1971-27</b>	<b>-</b>	<b>-</b>	<b>9741</b>	<b>118.8</b>

### HIGHLIGHTS:

- Bucks lineup bolstered by addition of rookies Kareem Abdul-Jabbar (first round) and Bob Dandridge (fourth round), both of whom earned 'All-Rookie' status.
- Abdul-Jabbar became an instant superstar, earning unanimous NBA Rookie of the Year honors and leading the Bucks to a 29-game improvement over the previous season. He finished as the league's second-leading scorer (28.8) and third-leading rebounder (14.5).
- Abdul-Jabbar set the franchise single-game record with 25 free throw attempts at Boston on March 8, 1970. He also set the season mark with 743 free throw attempts.
- Flynn Robinson set a team mark for FT% in a season (since broken) at .898, leading the NBA.
- Bucks established team records with 48 free throws and 62 attempts at Boston on March 8, 1970.
- On March 30, 1970, at Philadelphia, Bucks set club playoff records for points (156), field goals made (67) and assists (46).
- The Bucks made the playoffs in only their second season. Abdul-Jabbar set two Bucks single-game playoff marks with 46 points vs. Philadelphia (at Madison) on April 3, 1970, and 31 rebounds vs. New York on April 17, 1970.
- After the season, on April 21, 1970, the Bucks acquired All-Star guard Oscar Robertson from Cincinnati for Flynn Robinson and Charlie Paulk.

### PLAYOFF RECORD:

- Beat Philadelphia, Division Semifinals, 4-1
- Lost to New York, Division Finals, 1-4

### HONORS:

- Kareem Abdul-Jabbar - NBA All-Star Team, NBA All-Rookie Team, NBA All-Defensive Second Team, All-NBA Second Team, NBA Rookie of the Year
- Flynn Robinson - NBA All-Star Team
- Bob Dandridge - NBA All-Rookie Team

# 1969-70 MILWAUKEE BUCKS

## REGULAR SEASON DAY-BY-DAY

Gm	Date	Opponent	W-L	Score	Record	Bucks High Scorer	Opp. High Scorer	Atten.
1	10/18	Detroit	W	119-110	1-0	Abdul-Jabbar, 29	Bellamy, 25	7,782
2	10/19	Seattle	W	130-106	2-0	Robinson, 22	Boozer, 26	7,370
3	10/22	@ San Diego	W	115-102	3-0	Abdul-Jabbar, 36	Kojis, 26	13,643
4	10/24	@ Los Angeles	L	112-123	3-1	Robinson, 33	Baylor, 26	17,489
5	10/25	@ San Francisco	L	104-118	3-2	Rodgers, 20	Mullins, 30	7,168
6	10/26	@ Phoenix	W	119-99	4-2	Abdul-Jabbar, 28	Fox, 22	9,149
7	10/28	Boston	L	107-120	4-3	Abdul-Jabbar, 43	Havlicek, 25	9,204
8	10/30	@ Detroit	W	102-81	5-3	Robinson, 25	Bing, 21	9,738
9	10/31	@ Philadelphia	W	129-125 (OT)	6-3	Chappell/McGlocklin, 28	Cunningham, 29	7,641
10	11/1	@ New York	L	108-112	6-4	Abdul-Jabbar, 36	Barnett, 27	19,500
11	11/3	New York	L	93-109	6-5	Greacen, 18	Reed, 35	9,714
12	11/8	Detroit	W	100-96	7-5	Abdul-Jabbar, 29	Walker, 17	9,574
13	11/9	Baltimore	L	105-116	7-6	Abdul-Jabbar/Chappell, 24	Loughery, 27	10,384
14	11/11	@ Boston	W	129-118	8-6	Robinson, 31	Havlicek, 24	12,179
15	11/14	Chicago	W	122-100	9-6	McGlocklin, 23	Boerwinkle/Wesley, 14	9,072
16	11/15	@ Baltimore	L	120-129	9-7	Robinson, 41	Loughery, 43	12,289
17	11/16	San Francisco	W	129-123 (OT)	10-7	McGlocklin, 29	Thurmond, 26	7,542
18	11/18	@ San Francisco	L	110-127	10-8	McGlocklin, 23	Thurmond, 26	5,708
19	11/21	@ Seattle	W	117-115	11-8	Abdul-Jabbar, 31	Rule, 35	12,920
20	11/22	@ Chicago	L	106-125	11-9	Abdul-Jabbar, 21	Haskins, 29	12,269
21	11/24	Cincinnati	L	104-129	11-10	3 players, 13	Van Arsdale, 29	7,027
22	11/25	Atlanta (St. Louis)	W	130-115	12-10	Abdul-Jabbar, 33	Davis, 30	11,015
23	11/26	Los Angeles	W	100-81	13-10	Abdul-Jabbar, 29	Counts, 31	9,785
24	11/29	Philadelphia	L	111-129	13-11	Abdul-Jabbar, 23	Cunningham, 23	10,746*
25	11/30	San Diego	W	111-99	14-11	Abdul-Jabbar, 23	Barnett, 18	7,067
26	12/2	@ Philadelphia	W	122-114	15-11	Dandridge, 26	Cunningham, 30	4,549
27	12/5	Seattle	W	131-98	16-11	Abdul-Jabbar, 36	Boozer, 19	7,064
28	12/6	@ New York	L	99-124	16-12	Abdul-Jabbar, 26	Bradley/Frazier, 29	19,500
29	12/10	New York	L	95-96	16-13	Robinson, 30	Barnett, 24	10,100
30	12/12	San Francisco	W	123-109	17-13	Robinson, 29	Mullins, 20	7,793
31	12/13	@ Atlanta	W	121-100	18-13	Robinson, 31	Bridges, 24	5,230
32	12/14	San Diego (Mad.)	W	118-105	19-13	Abdul-Jabbar, 32	Kojis, 31	6,015
33	12/17	@ Boston	W	124-106	20-13	Abdul-Jabbar, 29	Finkel, 23	6,202
34	12/19	Boston	W	115-111	21-13	A-Jabbar/Robinson, 25	Siefried, 24	8,363
35	12/21	Phoenix	W	118-111	22-13	Robinson, 25	Hawkins, 28	10,201
36	12/26	@ Detroit	W	114-101	23-13	Robinson, 26	Bellamy/Walker, 26	9,402
37	12/27	@ Cincinnati	L	110-112 (OT)	23-14	Robinson, 42	Robertson, 31	11,665
38	12/28	Baltimore	W	133-124	24-14	Abdul-Jabbar, 35	Loughery, 27	10,746*
39	12/30	@ Baltimore	W	126-124	25-14	Robinson, 35	Monroe, 30	9,410
40	12/31	San Diego	W	143-126	26-14	Abdul-Jabbar, 35	Hayes, 26	10,050
41	1/2	New York	W	118-105	27-14	Abdul-Jabbar, 41	Frazier, 27	10,746*
42	1/4	Atlanta	L	125-126	27-15	Abdul-Jabbar, 33	Caldwell, 26	10,675
43	1/7	Cincinnati	W	138-119	28-15	Robinson, 36	Foster, 32	8,058
44	1/9	Phoenix	W	120-116	29-15	Robinson, 30	Van Arsdale, 26	7,237
45	1/10	Boston	W	124-109	30-15	Robinson, 31	Johnson/White, 18	10,746*
46	1/13	@Cincinnati (Clev.)	W	112-92	31-15	A-Jabbar/McGlocklin, 28	Foster, 21	11,197
47	1/14	Los Angeles	W	115-113	32-15	Abdul-Jabbar, 46	West, 34	8,520
48	1/17	Chicago	L	130-132 (OT)	32-16	Robinson, 34	Haskins, 23	10,746*
49	1/18	San Francisco	W	123-107	33-16	McGlocklin, 29	Williams, 26	9,188
50	1/22	@San Diego (Hou.)	W	115-106	34-16	A-Jabbar/Robinson, 27	Hayes, 29	21,619
51	1/24	Cincinnati	W	125-109	35-16	Robinson, 33	Van Arsdale, 25	10,746*
52	1/25	@ Atlanta	W	131-116	36-16	Robinson, 33	Caldwell, 22	7,197
53	1/26	Philadelphia	L	103-122	36-17	Abdul-Jabbar, 34	Jones, 29	10,041
54	1/28	@ Cincinnati	W	126-114	37-17	A-Jabbar/McGlocklin, 33	Green, 25	8,187
55	1/30	@ Chicago	W	121-105	38-17	Abdul-Jabbar, 27	Love, 22	12,111
56	1/31	@ Phoenix	W	107-106	39-17	Abdul-Aziz, 36	Hawkins, 35	11,814
57	2/1	@ Seattle	L	116-118	39-18	Robinson, 33	Meschery, 27	12,660
58	2/4	@ San Diego	W	141-123	40-18	Robinson, 30	Hayes, 20	12,328
59	2/6	@ Los Angeles	W	118-105	41-18	Abdul-Jabbar, 29	Baylor, 27	17,519
60	2/8	@ Baltimore	L	106-120	41-19	Abdul-Jabbar, 36	Monroe, 23	8,130
61	2/10	@ Philadelphia	W	139-131	42-19	Abdul-Jabbar, 36	Cunningham/Greer, 28	7,403
62	2/11	Phoenix	W	127-120	43-19	Abdul-Jabbar, 32	Hawkins, 32	10,746*
63	2/14	Boston	W	127-117	44-19	Abdul-Jabbar, 41	Havlicek, 38	10,746*
64	2/15	Los Angeles	L	96-98	44-20	McGlocklin, 21	West, 28	10,746*
65	2/18	@ San Francisco	W	109-102	45-20	Abdul-Jabbar, 26	Mullins, 26	5,807
66	2/20	@ Los Angeles	L	114-119	45-21	Abdul-Jabbar, 31	West, 37	17,460
67	2/21	@ Seattle (Port.)	W	140-127	46-21	Abdul-Jabbar, 51	Rule, 33	11,139
68	2/22	@ Phoenix	W	144-124	47-21	Abdul-Jabbar, 34	Hawkins, 25	11,541
69	2/24	@ Detroit	L	111-136	47-22	Abdul-Jabbar, 46	Walker, 30	5,935
70	2/25	Baltimore	W	115-113	48-22	Abdul-Jabbar, 27	Monroe, 27	10,746*
71	2/27	Detroit	W	131-113	49-22	Abdul-Jabbar, 33	Walker, 21	9,106
72	3/1	Cincinnati	W	120-114	50-22	Abdul-Jabbar, 32	Robertson, 25	10,746*
73	3/3	Philadelphia	W	127-116	51-22	Abdul-Jabbar, 31	Greer, 28	10,035
74	3/5	Atlanta	L	117-126	51-23	Abdul-Jabbar, 39	Caldwell, 29	10,746*
75	3/6	@ Detroit	W	121-118	52-23	Abdul-Jabbar, 38	Bing, 42	9,016
76	3/8	@ Boston	W	138-134	53-23	Abdul-Jabbar, 44	Havlicek, 43	8,123
77	3/9	Seattle	W	124-105	54-23	Abdul-Jabbar, 25	Rule, 19	10,746*
78	3/10	@ Atlanta	L	127-140	54-24	Abdul-Jabbar, 40	Hudson, 36	5,832
79	3/15	Chicago (Mad.)	L	107-130	54-25	Abdul-Jabbar, 30	Love, 47	9,272
80	3/18	@ New York	W	116-108	55-25	Robinson, 29	Russell, 18	19,500
81	3/20	@ Philadelphia	W	138-112	56-25	Abdul-Jabbar, 41	Greer, 25	11,327
82	3/22	@ Chicago	L	115-129	56-26	Abdul-Jabbar, 27	Love, 31	11,445

\* denotes sellout

GENERAL  
INFO

FRONT  
OFFICE

PLAYERS

2012-13  
SEASON

STATS &  
RECORDS

HISTORY

NBA

OPPONENTS

MEDIA

# 1970-71 MILWAUKEE BUCKS



**BACK ROW:** Trainer Arnie Garber, Jeff Webb, Marvin Winkler, Dick Cunningham, Bob Greacen, McCoy McLemore, Assistant Coach Tom Nissalke. **FRONT ROW:** Bob Boozer, Greg Smith, Bob Dandridge, Oscar Robertson, Kareem Abdul-Jabbar, Jon McGlocklin, Lucius Allen, Head Coach Larry Costello. (Not Pictured: Bill Zopf)

## REGULAR SEASON (66-16) - 1ST, MIDWEST DIVISION - PLAYOFFS (12-2) WESTERN CONFERENCE & NBA CHAMPIONS

PLAYER	G-GS	MIN	FG-FGA	PCT	FT-FTA	PCT	OR	DR	TR	AST	PF-DQ	STL	BLK	PTS	AVG
Abdul-Jabbar	82-82	3288	1063-1843	.577	470-681	.690	-	-	1311	272	264-4	-	-	2596	31.7
Robertson	81-81	3194	592-1193	.496	385-453	.850	-	-	462	668	203-0	-	-	1569	19.4
Dandridge	79-79	2862	594-1167	.509	264-376	.702	-	-	632	277	287-4	-	-	1452	18.4
McGlocklin	82-80	2891	574-1073	.535	144-167	.862	-	-	223	305	189-0	-	-	1292	15.8
Smith	82-79	2428	409-799	.512	141-213	.662	-	-	589	227	284-5	-	-	959	11.7
McLemore (TOT)	86-48	2254	303-787	.385	204-261	.782	-	-	568	206	235-2	-	-	810	9.4
McLemore (MIL)	28-1	415	49-133	.368	34-41	.829	-	-	105	30	66-1	-	-	132	4.7
Boozer	80-5	1775	290-645	.450	148-181	.818	-	-	435	128	216-0	-	-	728	9.1
Allen	61-3	1162	178-398	.447	77-110	.700	-	-	152	161	108-0	-	-	433	7.1
Freeman	41-0	335	62-122	.508	28-38	.737	-	-	98	31	63-0	-	-	8	2.7
Winkler	3-0	14	3-10	.300	2-2	1.000	-	-	4	2	3-0	-	-	152	3.7
Cunningham	76-0	675	81-195	.415	39-59	.661	-	-	257	43	90-1	-	-	201	2.6
Greacen	2-0	43	1-12	.083	3-7	.429	-	-	6	13	7-0	-	-	5	2.5
Webb	29-0	300	27-78	.346	11-15	.733	-	-	24	19	33-0	-	-	65	2.2
Zopf	53-0	398	49-135	.363	20-36	.556	-	-	46	73	34-0	-	-	118	2.2
<b>BUCKS</b>	<b>82</b>	<b>19780</b>	<b>3972-7803</b>	<b>.509</b>	<b>1766-2379</b>	<b>.742</b>	<b>-</b>	<b>-</b>	<b>4344</b>	<b>2249</b>	<b>1847-15</b>	<b>-</b>	<b>-</b>	<b>9710</b>	<b>118.4</b>

### HIGHLIGHTS:

- In the first season of the NBA's four-division alignment, the Bucks ran away with the Midwest division, setting an NBA record (since broken) of 66 wins. The Bucks also set NBA records for home wins (34), road wins (28), field goal percentage (.509), field goals made (3,972) and assists (2,249).
- From Feb. 6-March 8, 1971, the Bucks won 20 straight games, an NBA record (since broken).
- Kareem Abdul-Jabbar was the league's MVP, leading the NBA in scoring with 31.7 ppg. He finished second in FG% (.577) and fourth in rebounds (16.0).
- Oscar Robertson, in his first season with the Bucks, dished a then-team-record 668 assists and was named an All-Star for the 11th consecutive year.
- On April 4, 1971, the Bucks beat San Francisco 136-86, marking their biggest playoff win.
- The Bucks dispatched San Francisco and Los Angeles in five games and blasted Baltimore in four straight for the NBA Championship, marking only the second time in league history that the title series ended in a sweep.
- In winning the World Championship in only their third season, the Bucks went further, faster, than any expansion team in the history of major professional sports.

### PLAYOFF RECORD:

- Beat San Francisco, Conference Semifinals, 4-1
- Beat Los Angeles, Conference Finals, 4-1
- Beat Baltimore, NBA Championship Finals, 4-0

### HONORS:

- Kareem Abdul-Jabbar - NBA Most Valuable Player, NBA All-Star Team, All-NBA Team, and All-Defensive Second Team
- Oscar Robertson - NBA All-Star Team and All-NBA Second Team



# 1970-71 MILWAUKEE BUCKS

## REGULAR SEASON DAY-BY-DAY

Gm	Date	Opponent	W-L	Score	Record	Bucks High Scorer	Opp. High Scorer	Atten.
1	10/17	@ Atlanta	W	107-98	1-0	Abdul-Jabbar, 32	Hudson, 27	7,197
2	10/20	@ Detroit	L	114-115	1-1	Abdul-Jabbar, 38	Bing, 37	11,316
3	10/24	Baltimore	W	122-120 (2OT)	2-1	Abdul-Jabbar, 39	Unsel, 27	10,746*
4	10/25	Seattle	W	126-107	3-1	Abdul-Jabbar, 37	Snyder, 24	9,340
5	10/27	San Diego	W	126-113	4-1	Dandridge, 39	Hayes, 34	9,565
6	10/31	@ Cincinnati	W	121-100	5-1	Abdul-Jabbar, 28	Van Arsdale, 22	9,634
7	11/4	@ Cleveland	W	110-108	6-1	Abdul-Jabbar, 53	Johnson, 27	3,575
8	11/8	Phoenix	W	125-105	7-1	Dandridge, 32	Van Arsdale, 23	10,746*
9	11/11	@ Boston	W	123-113	8-1	Abdul-Jabbar, 44	Havlicek, 31	15,203
10	11/14	@ Buffalo	W	116-107	9-1	Abdul-Jabbar, 27	Kauffman, 23	10,248
11	11/15	Baltimore	W	105-90	10-1	A-Jabbar/Robertson, 27	Marin, 30	10,746*
12	11/16	San Francisco	W	119-100	11-1	Abdul-Jabbar, 31	Thurmond, 25	10,247
13	11/18	@ San Diego	W	117-111	12-1	Abdul-Jabbar, 25	Adams, 23	8,958
14	11/20	@ Los Angeles	W	117-100	13-1	Abdul-Jabbar, 29	Chamberlain, 28	17,509
15	11/21	@ San Francisco	W	127-102	14-1	Abdul-Jabbar, 28	Thurmond, 30	8,204
16	11/22	@ Portland	W	126-104	15-1	Abdul-Jabbar, 30	McKenzie, 17	9,471
17	11/24	@ Chicago	W	117-108	16-1	Abdul-Jabbar, 37	Sloan, 23	11,331
18	11/25	Detroit	W	113-87	17-1	Abdul-Jabbar, 31	Moore, 17	10,746*
19	11/27	New York	L	94-103	17-2	Abdul-Jabbar, 33	Reed, 34	10,746*
20	11/28	@ New York	L	99-100	17-3	Abdul-Jabbar, 35	DeBusschere, 21	19,500
21	11/29	Portland	W	124-111	18-3	Abdul-Jabbar, 33	Ellis/Petrie, 27	9,849
22	12/3	Chicago	W	107-100	19-3	A-Jabbar/Robertson, 22	Love, 22	9,759
23	12/4	Philadelphia	W	128-122 (OT)	20-3	Abdul-Jabbar, 35	Cunningham, 33	10,746*
24	12/8	Atlanta	W	125-104	21-3	Abdul-Jabbar, 25	Hudson, 30	10,746*
25	12/9	@ Baltimore	L	97-127	21-4	Abdul-Jabbar, 24	Unsel/Marin, 25	10,655
26	12/11	Cleveland	W	134-92	22-4	Abdul-Jabbar, 34	Wesley, 18	9,449
27	12/12	@ Phoenix	L	111-113	22-5	Abdul-Jabbar, 36	Van Arsdale, 26	11,002
28	12/13	@ Seattle	W	124-107	23-5	Abdul-Jabbar, 40	Kojis, 29	12,267
29	12/18	Boston	W	124-114	24-5	Abdul-Jabbar, 40	Havlicek, 25	10,746*
30	12/19	@ Cincinnati	L	110-119	24-6	Abdul-Jabbar, 35	Lacey, 23	5,071
31	12/20	Buffalo	W	131-101	25-6	Abdul-Jabbar, 27	Davis, 23	10,174
32	12/21	Los Angeles	W	113-88	26-6	Abdul-Jabbar, 37	Chamberlain, 25	10,746*
33	12/26	San Francisco	W	131-111	27-6	Abdul-Jabbar, 34	Thurmond, 25	10,746*
34	12/28	Cincinnati (Mad.)	W	137-114	28-6	Abdul-Jabbar, 29	Robinson, 22	8,485
35	12/29	@ Cleveland	W	119-97	29-6	A-Jabbar/Dandridge, 23	Johnson, 22	7,682
36	12/30	@ Philadelphia	L	107-119	29-7	Abdul-Jabbar, 30	Cunningham, 37	14,835
37	1/2	Cleveland	W	118-73	30-7	Abdul-Jabbar, 27	Sorenson, 17	10,746*
38	1/4	Seattle	W	124-110	31-7	Abdul-Jabbar, 38	Kojis, 24	8,835
39	1/6	Chicago (Mad.)	W	119-106	32-7	Abdul-Jabbar, 24	Love, 29	6,093
40	1/7	New York	W	116-106	33-7	Robertson, 35	Frazier, 23	10,746*
41	1/9	Detroit	W	118-100	34-7	Abdul-Jabbar, 27	Bing, 25	10,746*
42	1/10	Baltimore	W	151-99	35-7	Dandridge, 34	Johnson, 17	10,746*
43	1/15	Cincinnati	W	135-116	36-7	Abdul-Jabbar, 35	Lacey, 27	10,746*
44	1/16	@ Chicago	W	110-90	37-7	Abdul-Jabbar, 25	Love, 27	14,013
45	1/17	Boston	W	120-113	38-7	Abdul-Jabbar, 44	Nelson, 26	10,746*
46	1/20	@ Baltimore	W	120-116	39-7	Abdul-Jabbar, 39	Monroe, 24	12,289
47	1/22	Atlanta	L	110-117	39-8	Dandridge, 22	Bellamy, 25	10,746*
48	1/23	Portland	W	142-117	40-8	Abdul-Jabbar, 44	Schlueter, 20	10,746*
49	1/24	@ Atlanta	W	142-120	41-8	Dandridge, 33	Maravich, 30	7,192
50	1/26	@ New York	L	98-107	41-9	Abdul-Jabbar, 29	Reed, 35	19,500
51	1/27	@ Boston	W	132-129	42-9	Abdul-Jabbar, 53	White, 30	8,097
52	1/29	@ Philadelphia	W	142-118	43-9	Abdul-Jabbar, 31	Clark/Greer, 21	15,244
53	1/31	Detroit (Mad.)	W	131-104	44-9	Abdul-Jabbar, 28	Bing, 26	9,035
54	2/2	@ Portland	L	111-123	44-10	Abdul-Jabbar, 38	Barnett, 27	9,040
55	2/3	@ San Diego	W	108-101	45-10	Abdul-Jabbar, 25	Hayes, 41	6,483
56	2/5	@ Los Angeles	L	93-116	45-11	Abdul-Jabbar, 27	Hairston, 24	17,505
57	2/6	@ San Francisco	W	111-85	46-11	Dandridge/McGlocklin, 20	Lucas, 17	13,298
58	2/8	Phoenix	W	118-94	47-11	Abdul-Jabbar, 39	Hawkins, 23	10,746*
59	2/9	@ Detroit	W	107-106	48-11	Abdul-Jabbar, 38	Bing/Walker, 28	11,468
60	2/11	Los Angeles	W	122-88	49-11	Abdul-Jabbar, 31	Chamberlain, 25	10,746*
61	2/13	Chicago	W	103-96	50-11	Abdul-Jabbar, 35	Walker, 32	10,746*
62	2/14	@ Atlanta	W	124-88	51-11	Abdul-Jabbar, 23	Maravich, 15	7,192
63	2/16	@ Buffalo	W	135-103	52-11	Abdul-Jabbar, 38	May, 34	7,243
64	2/17	Phila. (Mad.)	W	119-114	53-11	Abdul-Jabbar, 41	Cunningham, 26	8,133
65	2/19	@ Seattle	W	128-112	54-11	Abdul-Jabbar, 42	Snyder, 31	12,685
66	2/20	@ San Francisco	W	104-96	55-11	McGlocklin, 28	Thurmond, 30	9,145
67	2/21	@ Phoenix	W	125-97	56-11	Abdul-Jabbar, 36	Van Arsdale, 21	12,371
68	2/23	San Francisco	W	118-107	57-11	Robertson, 26	Jones, 31	10,746*
69	2/24	San Diego	W	139-104	58-11	Dandridge, 33	Hayes, 23	10,746*
70	2/26	Cincinnati	W	135-111	59-11	3 players, 24	Paulk, 24	10,746*
71	2/28	@ Boston	W	131-99	60-11	Abdul-Jabbar, 26	Cowens, 36	10,880
72	3/1	Philadelphia	W	127-103	61-11	A-Jabbar/Robertson, 29	Clark, 20	10,746*
73	3/3	Los Angeles	W	112-97	62-11	Robertson, 24	Goodrich, 25	10,746*
74	3/4	Buffalo	W	116-113	63-11	Robertson, 32	Kauffman, 26	10,746*
75	3/5	@ Detroit	W	108-95	64-11	Abdul-Jabbar, 34	Bing, 39	11,192
76	3/8	Seattle	W	104-99	65-11	Abdul-Jabbar, 32	Haywood, 30	10,746*
77	3/9	@ Chicago	L	103-110 (OT)	65-12	Abdul-Jabbar, 39	Love, 23	16,277
78	3/13	@ New York	L	103-108	65-13	Abdul-Jabbar, 34	DeBusschere, 33	19,500
79	3/14	Phoenix (Mad.)	L	113-125	65-14	Abdul-Jabbar, 38	Hawkins, 27	9,035
80	3/16	@ Phoenix	W	119-111	66-14	Abdul-Jabbar, 48	Hawkins/Van Arsdale, 28	11,640
81	3/18	@ Seattle	L	121-122	66-15	Abdul-Jabbar, 39	Smith, 28	8,970
82	3/19	@ San Diego	L	99-111	66-16	Abdul-Jabbar, 22	Trapp, 24	10,256

\* denotes sellout

GENERAL  
INFO

FRONT  
OFFICE

PLAYERS

2012-13  
SEASON

STATS &  
RECORDS

HISTORY

NBA

OPPONENTS

MEDIA

# 1971-72 MILWAUKEE BUCKS



**BACK ROW:** Charles Lowery, Wali Jones, Barry Nelson, Toby Kimball, John Block, Trainer Arnie Garber. **FRONT ROW:** Jon McGlocklin, Bob Dandridge, Kareem Abdul-Jabbar, Oscar Robertson, Lucius Allen, Curtis Perry, Head Coach Larry Costello.

## REGULAR SEASON (63-19) - 1ST, MIDWEST DIVISION - PLAYOFFS (6-5)

PLAYER	G-6S	MIN	FG-FGA	PCT	FT-FTA	PCT	OR	DR	TR	AST	PF-DQ	STL	BLK	PTS	AVG
Abdul-Jabbar	81-81	3583	1159-2019	.574	504-732	.689	-	-	1346	370	235-1	-	-	2822	34.8
Dandridge	80-80	2957	630-1264	.498	215-291	.739	-	-	613	249	297-7	-	-	1475	18.4
Robertson	64-60	2390	419-887	.472	276-330	.836	-	-	323	491	116-0	-	-	1114	17.4
Allen	80-58	2316	441-874	.505	198-259	.764	-	-	254	333	214-2	-	-	1080	13.5
McGlocklin	80-46	2213	374-733	.510	109-126	.865	-	-	181	231	146-0	-	-	857	10.7
Block	79-6	1524	233-530	.440	206-275	.749	-	-	410	95	213-4	-	-	672	8.5
Smith	28-25	737	97-198	.490	41-58	.707	-	-	161	63	92-1	-	-	235	8.4
Jones	48-0	1030	144-354	.407	74-90	.822	-	-	75	141	112-0	-	-	362	7.5
Perry (TOT)	75-50	1826	181-486	.372	76-119	.639	-	-	593	100	261-14	-	-	438	5.8
Perry (MIL)	50-45	1471	143-371	.385	64-95	.674	-	-	471	78	214-13	-	-	350	7.0
Kimball	74-9	971	107-229	.467	44-81	.543	-	-	312	60	137-0	-	-	258	3.5
McLemore	10-0	99	9-28	.321	11-12	.917	-	-	34	12	18-0	-	-	29	2.9
Lowery	20-0	134	17-38	.447	11-18	.611	-	-	19	14	16-1	-	-	45	2.3
Dinwiddie	23-0	144	16-57	.281	5-9	.556	-	-	32	9	23-0	-	-	37	1.6
Webb	19-0	109	9-35	.257	11-13	.846	-	-	18	7	8-0	-	-	29	1.5
Nelson	28-0	102	15-36	.417	5-10	.500	-	-	20	7	21-0	-	-	35	1.3
<b>BUCKS</b>	<b>62</b>	<b>19780</b>	<b>3813-7653</b>	<b>.498</b>	<b>1774-2399</b>	<b>.739</b>	<b>-</b>	<b>-</b>	<b>4269</b>	<b>2160</b>	<b>1862-29</b>	<b>1632</b>	<b>-</b>	<b>9400</b>	<b>114.6</b>

### HIGHLIGHTS:

- Prior to the season, Lew Alcindor legally changed his name to Kareem Abdul-Jabbar.
- Abdul-Jabbar enjoyed his second straight MVP season, averaging a league-best 34.8 ppg and 16.6 rpg (third in NBA).
- On Dec. 10, 1971, Abdul-Jabbar scored 55 points vs. Boston, a team record. Abdul-Jabbar set seven other club records – FGA, game (39 vs. Los Angeles, March 17, 1972); points, season (2,822); scoring average (34.8); FGM, season (1,159); FGA, season (2,019); total rebounds, season (1,346); and minutes, season (3,583).
- On Jan. 9, 1972, the Bucks defeated the L.A. Lakers 120-104, snapping L.A.'s 33-game winning streak.
- On Feb. 4, Oscar Robertson strained a leg muscle and missed 17 games down the stretch.
- After disposing of Golden State in the first round of the playoffs, the Bucks faced the Lakers for the Western Conference championship, falling in six games.
- Abdul-Jabbar set the team single-game playoff mark for field goal attempts (37) vs. Los Angeles April 14, 1972.
- The Bucks set playoff single-game franchise records for field goal attempts – 115 vs. Los Angeles on April 22, 1972 and rebounds – 75 vs. Los Angeles on April 16, 1972.

### PLAYOFF RECORD:

- Beat Golden State, Conference Semifinals, 4-1
- Lost to Los Angeles, Conference Finals, 2-4

### HONORS:

- Kareem Abdul-Jabbar – NBA Most Valuable Player, NBA All-Star Team and All-NBA Team
- Oscar Robertson – NBA All-Star Team

# 1971-72 MILWAUKEE BUCKS

## REGULAR SEASON DAY-BY-DAY

Gm	Date	Opponent	W-L	Score	Record	Bucks High Scorer	Opp. High Scorer	Atten.
1	10/14	@ Phoenix	W	110-97	1-0	Abdul-Jabbar, 31	Hawkins, 25	9,164
2	10/16	@ Seattle	W	98-91	2-0	A-/Dandridge, 25	Haywood, 23	13,100
3	10/17	@ Portland	W	127-94	3-0	Abdul-Jabbar, 25	Wicks, 23	5,713
4	10/19	Cleveland	W	116-82	4-0	Abdul-Jabbar, 24	B. Smith, 26	10,746*
5	10/22	Buffalo	W	124-105	5-0	Abdul-Jabbar, 38	Garrett, 19	9,134
6	10/23	@ Philadelphia	W	110-88	6-0	Abdul-Jabbar, 40	Foster, 17	15,304
7	10/26	Baltimore	W	120-90	7-0	Dandridge, 27	Clark, 18	10,139
8	10/29	@ Boston	L	114-125	7-1	Abdul-Jabbar, 43	Covens, 37	12,452
9	10/31	@ Cleveland	W	118-102	8-1	Abdul-Jabbar, 35	Johnson, 19	4,456
10	11/5	@ Chicago	W	104-102	9-1	Abdul-Jabbar, 33	Weiss, 30	16,666
11	11/6	Detroit	W	106-78	10-1	Abdul-Jabbar, 29	Lanier, 22	10,746*
12	11/9	Phoenix	W	118-113	11-1	Abdul-Jabbar, 44	Hawkins, 28	10,039
13	11/10	@ Atlanta	W	116-110	12-1	Abdul-Jabbar, 33	Hudson, 41	6,916
14	11/12	Houston	W	111-102	13-1	Abdul-Jabbar, 31	Lantz, 26	10,461
15	11/13	@ Buffalo	W	127-106	14-1	Abdul-Jabbar, 29	Kauffman, 44	17,241
16	11/14	Philadelphia (Mad.)	W	125-114	15-1	Abdul-Jabbar, 46	Cunningham, 32	7,552
17	11/16	@ Portland	W	125-105	16-1	Abdul-Jabbar, 33	Wicks, 20	6,347
18	11/19	@ Seattle	W	108-107	17-1	Abdul-Jabbar, 36	Haywood, 36	12,914
19	11/20	@ Golden State	L	100-107	17-2	Robertson, 25	Russell, 28	13,502
20	11/21	@ Los Angeles	L	105-112	17-3	Abdul-Jabbar, 39	Goodrich, 27	17,505
21	11/23	@ Detroit	W	112-104	18-3	Abdul-Jabbar, 34	Lanier, 28	10,011
22	11/24	Atlanta	W	141-107	19-3	Abdul-Jabbar, 33	Bellamy, 26	10,746*
23	11/26	Portland	W	120-105	20-3	Abdul-Jabbar, 33	Wicks, 30	10,746*
24	11/27	@ Cincinnati	W	114-81	21-3	Robertson, 25	Archibald, 25	8,858
25	11/30	Golden State	L	103-104	21-4	Abdul-Jabbar, 30	Ellis, 25	9,838
26	12/3	Cincinnati	W	120-82	22-4	Dandridge, 25	Archibald, 25	9,169
27	12/4	Chicago	W	108-105	23-4	Abdul-Jabbar, 41	Walker, 28	10,746*
28	12/7	Seattle	W	116-83	24-4	Abdul-Jabbar, 29	Smith, 21	9,061
29	12/10	Boston	W	120-104	25-4	Abdul-Jabbar, 55	Havlicek, 32	10,746*
30	12/11	@ Baltimore	W	107-101	26-4	Abdul-Jabbar, 39	Marin, 25	7,421
31	12/14	Houston	W	106-98	27-4	Robertson, 29	Meely, 20	8,914
32	12/15	Buffalo (Mad.)	W	122-108	28-4	Abdul-Jabbar, 35	Kauffman, 29	5,661
33	12/17	Seattle	W	120-113	29-4	Abdul-Jabbar, 44	Haywood, 36	9,360
34	12/19	Baltimore	W	111-96	30-4	Abdul-Jabbar, 34	Clark, 22	10,746*
35	12/22	Boston (Mad.)	L	98-104	30-5	Abdul-Jabbar, 30	Havlicek, 26	9,035
36	12/25	@ Detroit	L	118-120	30-6	Abdul-Jabbar, 38	Lanier, 35	6,364
37	12/26	Atlanta	W	114-92	31-6	Abdul-Jabbar, 24	Hudson, 27	10,746*
38	12/28	@ Chicago	L	105-116	31-7	Abdul-Jabbar, 35	Love, 41	19,497
39	12/29	Portland	W	123-84	32-7	Abdul-Jabbar, 32	Schlueter, 18	10,363
40	1/3	@ New York	L	99-101	32-8	Abdul-Jabbar, 38	Frazier, 31	19,588
41	1/4	New York	W	121-100	33-8	Abdul-Jabbar, 36	Frazier, 21	10,746*
42	1/5	@ Cincinnati	W	115-106	34-8	Abdul-Jabbar, 40	Lacey, 23	4,007
43	1/8	Detroit	W	136-119	35-8	Abdul-Jabbar, 36	Lanier, 28	10,746*
44	1/9	Los Angeles	W	120-104	36-8	Abdul-Jabbar, 39	West, 20	10,746*
45	1/11	Phoenix	L	114-115	36-9	Abdul-Jabbar, 27	Walk, 42	10,111
46	1/12	@ Atlanta	L	102-104	36-10	Abdul-Jabbar, 26	Bellamy, 29	7,105
47	1/14	Chicago	W	104-77	37-10	Abdul-Jabbar, 31	Walker, 17	10,746*
48	1/16	Portland	W	126-97	38-10	Abdul-Jabbar, 29	Wicks, 25	10,331
49	1/21	Cleveland	W	120-91	39-10	Abdul-Jabbar, 29	Smith, 19	10,061
50	1/23	Atlanta	L	113-118	39-11	Abdul-Jabbar, 33	Maravich, 35	10,746*
51	1/25	Seattle	W	123-91	40-11	Abdul-Jabbar, 30	Haywood, 15	9,046
52	1/26	@ Detroit	W	120-94	41-11	Abdul-Jabbar, 34	Dischinger/Lanier, 15	6,927
53	1/28	@ Philadelphia	W	127-118	42-11	Abdul-Jabbar, 34	Cunningham, 39	11,496
54	1/30	@ Baltimore	W	116-112	43-11	Abdul-Jabbar, 39	Clark, 24	13,587
55	2/1	@ Golden State	W	108-97	44-11	Robertson, 33	Mullins, 23	9,018
56	2/2	@ Phoenix	W	106-103	45-11	Abdul-Jabbar, 45	Hawkins, 37	9,365
57	2/4	@ Los Angeles	L	105-118	45-12	Abdul-Jabbar, 40	West, 37	17,505
58	2/5	@ Houston	W	119-112	46-12	Abdul-Jabbar, 41	Lantz, 30	10,218
59	2/8	@ Buffalo	W	126-108	47-12	Abdul-Jabbar, 31	Hilton, 30	11,472
60	2/9	@ Cleveland	W	126-121	48-12	Abdul-Jabbar, 53	Westley, 23	6,303
61	2/11	New York	L	107-113	48-13	Abdul-Jabbar, 37	Lucas, 29	10,746*
62	2/12	Golden State	W	123-100	49-13	Abdul-Jabbar, 34	Thurmond, 25	10,746*
63	2/13	@ Boston	W	117-109	50-13	Abdul-Jabbar, 51	White, 31	15,315
64	2/17	@ Cincinnati	W	111-97	51-13	Abdul-Jabbar, 34	Archibald, 30	4,480
65	2/18	Philadelphia	L	126-132	51-14	Abdul-Jabbar, 53	Carter, 41	10,746
66	2/19	@ Chicago	L	97-104	51-15	Abdul-Jabbar, 31	Sloan, 23	18,130
67	2/20	Chicago	W	103-100	52-15	Abdul-Jabbar, 44	Love, 19	10,746*
68	2/23	@ Baltimore	W	113-105	53-15	Abdul-Jabbar, 35	Clark, 23	4,648
69	2/26	Phoenix (Mad.)	W	119-117 (OT)	54-15	Abdul-Jabbar, 44	Walk, 28	9,371
70	2/29	Detroit	W	131-113	55-15	Abdul-Jabbar, 33	Lanier, 35	10,746*
71	3/1	Los Angeles (Mad.)	L	108-109	55-16	Abdul-Jabbar, 33	West, 28	9,227
72	3/3	@ Philadelphia	W	94-81	56-16	Abdul-Jabbar, 27	Wohl, 17	10,061
73	3/6	Boston	W	132-127	57-16	Abdul-Jabbar, 45	Havlicek, 34	10,746*
74	3/7	@ New York	L	101-110	57-17	Abdul-Jabbar, 35	Lucas, 30	19,588
75	3/12	@ Seattle	W	109-99	58-17	Abdul-Jabbar, 30	Winfield, 20	13,129
76	3/14	@ Portland	W	109-98	59-17	Abdul-Jabbar, 36	Wicks, 28	8,080
77	3/15	@ Phoenix	L	106-110	59-18	Abdul-Jabbar, 36	Hawkins, 27	11,090
78	3/17	@ Los Angeles	L	107-123	59-19	Abdul-Jabbar, 50	McMillan, 27	17,505
79	3/18	@ Houston	W	120-106	60-19	Abdul-Jabbar, 42	Hayes, 39	8,825
80	3/21	Houston	W	111-94	61-19	Abdul-Jabbar, 37	Murphy, 31	10,746*
81	3/24	New York	W	131-88	62-19	L. Allen, 28	Monroe/Jackson 12	10,746*
82	3/25	Cincinnati	W	119-95	63-19	Abdul-Jabbar, 39	Archibald, 22	10,746*

\* denotes sellout

GENERAL  
INFO

FRONT  
OFFICE

PLAYERS

2012-13  
SEASON

STATS &  
RECORDS

HISTORY

NBA

OPPONENTS

MEDIA

# 1972-73 MILWAUKEE BUCKS



**BACK ROW:** Assistant Coach Hubie Brown, Russell Lee, Chuck Terry, Dick Cunningham, Mickey Davis, Terry Driscoll, Trainer Bill Bates, R.P.T.. **FRONT ROW:** Jon McGlocklin, Bob Dandridge, Kareem Abdul-Jabbar, Oscar Robertson, Lucius Allen, Curtis Perry, Head Coach Larry Costello.

## REGULAR SEASON (60-22) - 1ST, MIDWEST DIVISION - PLAYOFFS (2-4)

PLAYER	G-6S	MIN	FG-FGA	PCT	FT-FTA	PCT	OR	DR	TR	AST	PF-DQ	STL	BLK	PTS	AVG
Abdul-Jabbar	76-76	3254	982-1772	.554	328-460	.713	-	-	1224	379	208-0	-	-	2292	30.2
Dandridge	73-73	2852	638-1353	.472	198-251	.789	-	-	600	207	279-2	-	-	1474	20.2
Robertson	73-69	2737	446-983	.454	238-281	.847	-	-	360	551	167-0	-	-	1130	15.5
Allen	80-78	2693	547-1130	.484	143-200	.715	-	-	279	426	188-1	-	-	1237	15.5
McGlocklin	80-15	1951	351-699	.502	63-73	.863	-	-	158	236	119-0	-	-	765	9.6
Perry	67-62	2094	265-575	.461	83-126	.659	-	-	644	123	246-6	-	-	613	9.1
Driscoll (TOT)	60-19	964	140-327	.428	43-62	.694	-	-	300	55	144-3	-	-	323	5.4
Driscoll (MIL)	59-19	959	140-326	.429	43-62	.694	-	-	297	55	143-3	-	-	323	5.5
Davis	74-9	1046	152-347	.438	76-92	.826	-	-	226	72	119-0	-	-	380	5.1
Jones	27-3	419	59-145	.407	16-18	.889	-	-	29	56	39-0	-	-	134	5.0
Gregor	9-0	88	11-33	.333	5-7	.714	-	-	32	9	9-0	-	-	27	3.0
Lee	46-0	277	49-127	.386	32-43	.744	-	-	43	38	36-0	-	-	130	2.8
Cunningham	74-6	692	64-156	.410	29-50	.580	-	-	208	34	94-0	-	-	157	2.1
Terry	67-0	693	55-162	.340	17-24	.708	-	-	145	40	116-1	-	-	127	1.9
<b>BUCKS</b>	<b>82</b>	<b>19755</b>	<b>3759-7808</b>	<b>.481</b>	<b>1271-1687</b>	<b>.763</b>	<b>-</b>	<b>-</b>	<b>4245</b>	<b>2226</b>	<b>1763-13</b>	<b>-</b>	<b>-</b>	<b>8789</b>	<b>107.2</b>

### HIGHLIGHTS:

- Prior to the season, on August 18, 1972, Abdul-Jabbar signed a four-year contract extension.
- The Bucks became the first team in NBA history to post 60 or more wins in three consecutive seasons.
- Abdul-Jabbar set a team record with 24 field goals vs. Houston at Madison Jan. 25, 1973.
- Abdul-Jabbar finished the season ranked second in scoring (30.2 ppg) and fourth in rebounding (16.1 rpg). In late March, he scored the 10,000th point of his career in only his fourth NBA season.
- Bob Dandridge was named to his first NBA All-Star team, joining Abdul-Jabbar on the West squad.
- The Bucks set an NBA record with 14 consecutive wins to end the regular season.
- In the postseason, the Bucks were surprised by a deep Golden State team, 4-2, in the opening round.

### PLAYOFF RECORD:

- Lost to Golden State, Conference Semifinals, 2-4

### HONORS:

- Kareem Abdul-Jabbar – NBA All-Star Team and All-NBA Team
- Bob Dandridge – NBA All-Star Team

# 1972-73 MILWAUKEE BUCKS

## REGULAR SEASON DAY-BY-DAY

Gm	Date	Opponent	W-L	Score	Record	Bucks High Scorer	Opp. High Scorer	Atten.
1	10/13	@ Phoenix	W	117-105	1-0	Abdul-Jabbar, 41	Scott, 26	12,408
2	10/14	@ Golden State	W	81-77	2-0	Abdul-Jabbar, 27	Russell, 20	9,926
3	10/17	@ Portland	L	108-111	2-1	Abdul-Jabbar, 49	Wicks, 33	7,828
4	10/20	Detroit	W	109-86	3-1	Dandridge, 27	Rowe, 21	8,976
5	10/21	@ Buffalo	W	91-63	4-1	Robertson, 27	Hummer, 12	8,439
6	10/22	@ Cleveland	W	104-84	5-1	Dandridge, 27	3 players, 14	4,876
7	10/25	Buffalo	W	109-92	6-1	Abdul-Jabbar, 25	E. Smith, 28	8,217
8	10/26	@ Kansas City	W	114-107	7-1	Dandridge, 33	Archibald, 28	7,659
9	10/28	@ Philadelphia	W	96-92	8-1	Abdul-Jabbar, 23	Carter, 20	7,837
10	11/4	Phoenix	L	104-105	8-2	Abdul-Jabbar, 22	Scott/Walk, 20	10,746*
11	11/5	Philadelphia	W	131-113	9-2	Dandridge, 26	Carter, 29	7,389
12	11/8	Seattle	W	116-103	10-2	Abdul-Jabbar, 29	Haywood, 29	7,378
13	11/10	Baltimore	W	120-82	11-2	Allen, 24	Hayes, 25	10,485
14	11/11	@ Atlanta	L	102-111	11-3	Abdul-Jabbar, 35	Hudson, 32	14,344
15	11/14	Los Angeles	L	92-95	11-4	Abdul-Jabbar, 37	West, 26	10,746*
16	11/17	@ Boston	W	95-88	12-4	Abdul-Jabbar, 32	Havlicek, 30	15,316
17	11/18	@ New York	L	87-88	12-5	Abdul-Jabbar, 32	Monroe, 22	19,694
18	11/21	Boston	L	102-116	12-6	Abdul-Jabbar, 33	Havlicek, 27	10,587
19	11/24	K.C. - Omaha	W	115-106	13-6	Abdul-Jabbar, 26	Archibald, 26	10,746*
20	11/25	@ Baltimore	W	101-91	14-6	Abdul-Jabbar, 28	Hayes, 31	8,485
21	11/26	Atlanta	W	108-96	15-6	Dandridge, 29	Maravich, 23	10,078
22	11/29	Chicago	W	105-97	16-6	Abdul-Jabbar, 27	Weiss/Heard, 18	10,598
23	12/1	New York	W	100-74	17-6	Abdul-Jabbar, 40	Monroe, 17	10,746*
24	12/3	@ Phoenix	W	119-101	18-6	Abdul-Jabbar, 33	Hawkins, 19	8,531
25	12/5	@ Los Angeles	L	94-116	18-7	Abdul-Jabbar, 29	Goodrich, 24	17,505
26	12/6	@ Seattle	L	91-95	18-8	Abdul-Jabbar, 38	Haywood, 32	8,953
27	12/8	Golden State	W	124-91	19-8	Abdul-Jabbar, 19	Barry, 26	9,764
28	12/9	Detroit	L	103-107	19-9	Abdul-Jabbar, 31	Lanier, 22	9,378
29	12/12	@ Portland	W	115-94	20-9	Abdul-Jabbar, 35	Davis, 17	5,106
30	12/13	@ Seattle	W	104-103	21-9	Dandridge/Robertson, 25	Haywood, 38	8,036
31	12/15	Cleveland	W	98-82	22-9	Dandridge, 18	Davis, 17	7,428
32	12/19	Seattle	W	121-77	23-9	Abdul-Jabbar, 33	Brisker, 15	7,407
33	12/20	Portland	W	123-104	24-9	Abdul-Jabbar, 44	Wicks, 32	8,180
34	12/23	Boston	W	104-98	25-9	Abdul-Jabbar, 26	Havlicek, 24	10,746*
35	12/25	@ K.C. - Omaha	W	104-99	26-9	Abdul-Jabbar, 32	Archibald, 20	8,636
36	12/26	@ Detroit	L	105-112	26-10	Abdul-Jabbar, 43	Lantz, 37	11,255
37	12/28	Detroit	W	115-91	27-10	Abdul-Jabbar, 44	Bing, 28	10,485
38	12/29	@ Houston	W	114-101	28-10	Abdul-Jabbar, 39	Marin, 25	9,373
39	12/30	@ Chicago	L	92-99	28-11	Allen, 26	Love, 28	19,500
40	1/1	Baltimore	L	87-88	28-12	Abdul-Jabbar, 27	Riordan, 23	7,628
41	1/2	@ New York	L	92-102	28-13	Abdul-Jabbar, 38	Bradley, 22	19,694
42	1/3	Atlanta	W	105-97	29-13	Abdul-Jabbar, 26	Bellamy, 22	10,563
43	1/6	Buffalo	W	110-96	30-13	Abdul-Jabbar, 37	R. Smith, 21	9,587
44	1/7	Los Angeles	W	99-92	31-13	Abdul-Jabbar, 37	McMillan, N/A	10,746*
45	1/12	K.C. - Omaha	W	117-98	32-13	Abdul-Jabbar, 38	Archibald, 19	10,725
46	1/14	Chicago	W	100-95	33-13	Abdul-Jabbar, 35	Sloan/Walker, 20	10,746*
47	1/16	Philadelphia	W	108-92	34-13	Abdul-Jabbar, 28	Carter, 21	9,003
48	1/19	Portland	W	108-105	35-13	Dandridge, 31	Wicks, 31	8,452
49	1/21	Golden State	W	124-108	36-13	Abdul-Jabbar, 27	Mullins, 17	10,746*
50	1/25	Houston (Mad.)	L	125-129	36-14	Abdul-Jabbar, 48	Tomjanovich, 29	6,898
51	1/26	@ Detroit	W	117-105	37-14	Abdul-Jabbar, 35	Rowe, 30	9,917
52	1/30	@ Cleveland	L	98-112	37-15	Abdul-Jabbar, 28	Davis, 23	5,103
53	2/2	@ Buffalo	W	114-108	38-15	Abdul-Jabbar, 38	R. Smith, 27	10,121
54	2/4	@ Chicago	L	99-121	38-16	Abdul-Jabbar, 24	Love, 49	13,528
55	2/6	Phoenix	W	126-111	39-16	Abdul-Jabbar, 35	Scott, 29	9,285
56	2/7	@ K.C. - Omaha	L	98-105	39-17	Abdul-Jabbar, 27	Archibald, 39	10,242
57	2/9	Los Angeles	W	109-88	40-17	Abdul-Jabbar, 29	McMillan, 28	10,746*
58	2/10	Golden State	W	135-108	41-17	Dandridge, 36	Thurmond, 28	10,746*
59	2/11	@ Boston	L	96-120	41-18	Abdul-Jabbar, 25	Cowens, 28	15,320
60	2/13	@ Detroit	W	110-96	42-18	A-Jabbar/Dandridge, 28	Lanier, 29	7,874
61	2/14	@ Philadelphia	L	104-106	42-19	Dandridge, 38	Ellis, 36	4,965
62	2/16	Houston	W	105-103	43-19	Robertson, 31	Tomjanovich, 29	9,879
63	2/17	K.C. - Omaha	W	111-104	44-19	Allen, 25	Archibald, 33	10,746*
64	2/18	@ Baltimore	L	93-96	44-20	Dandridge, 20	Clark, 25	13,075
65	2/20	Cleveland (Mad.)	W	118-100	45-20	A-Jabbar/Robertson, 28	Wilkins, 20	6,487
66	2/22	@ K.C. - Omaha	W	116-113	46-20	Allen, 32	Archibald, 43	9,536
67	2/24	@ Golden State	L	93-102	46-21	Abdul-Jabbar, 27	Barry, 25	9,970
68	2/25	@ Los Angeles	L	82-91	46-22	Abdul-Jabbar, 21	Chamberlain, 24	17,505
69	2/28	Seattle	W	124-110	47-22	Abdul-Jabbar, 26	Haywood, 36	10,292
70	3/1	New York	W	114-100	48-22	Abdul-Jabbar, 36	Jackson, 22	10,746*
71	3/4	@ Houston	W	116-101	49-22	Abdul-Jabbar, 29	Marin, 19	4,883
72	3/6	Chicago	W	96-88	50-22	Abdul-Jabbar, 31	Love, 24	10,746*
73	3/9	Portland	W	116-96	51-22	Abdul-Jabbar, 25	Steele/Wicks, 14	10,746*
74	3/12	Phoenix	W	126-95	52-22	Abdul-Jabbar, 34	Walk, 22	10,746*
75	3/16	@ Chicago	W	99-91	53-22	Abdul-Jabbar, 24	Walker, 30	18,519
76	3/18	@ Atlanta	W	105-104	54-22	Abdul-Jabbar, 22	Hudson, 28	10,308
77	3/19	Detroit (Mad.)	W	118-99	55-22	Abdul-Jabbar, 27	Lanier, 24	9,304
78	3/21	@ Seattle	W	119-96	56-22	Abdul-Jabbar, 36	Haywood, 29	11,407
79	3/22	@ Golden State	W	108-98	57-22	Abdul-Jabbar, 27	Russell, 23	6,256
80	3/25	@ Phoenix	W	114-112	58-22	Abdul-Jabbar, 36	Walk, 24	9,386
81	3/26	@ Portland	W	118-99	59-22	Abdul-Jabbar, 31	Petrie, 29	11,903
82	3/27	@ Los Angeles	W	85-84	60-22	Robertson, 25	McMillan, 32	17,505

\* denotes sellout

GENERAL  
INFO

FRONT  
OFFICE

PLAYERS

2012-13  
SEASON

STATS &  
RECORDS

HISTORY

NBA

OPPONENTS

MEDIA

# 1973-74 MILWAUKEE BUCKS



**BACK ROW:** Assistant Coach Hubie Brown, Russell Lee, Ron Williams, Lucius Allen, Jon McGlocklin, Dick Garrett, Trainer Bill Bates, R.P.T., Head Coach Larry Costello. **FRONT ROW:** Oscar Robertson, Mickey Davis, Bob Dandridge, Kareem Abdul-Jabbar, Dick Cunningham, Cornell Warner, Terry Driscoll, Curtis Perry.

## REGULAR SEASON (59-23) - 1ST, MIDWEST DIVISION - PLAYOFFS (11-5) WESTERN CONFERENCE CHAMPIONS

PLAYER	G-GS	MIN	FG-FGA	PCT	FT-FTA	PCT	OR	DR	TR	AST	PF-DQ	STL	BLK	PTS	AVG
Abdul-Jabbar	81-81	3548	948-1759	.539	295-420	.702	287	891	1178	386	238-2	112	283	2191	27.0
Dandridge	71-67	2521	583-1158	.503	175-214	.818	117	362	479	201	271-4	111	41	1341	18.9
Allen	72-69	2388	526-1062	.495	216-274	.788	89	202	291	374	215-2	137	22	1268	17.6
Robertson	70-62	2477	338-772	.438	212-254	.835	71	208	279	446	132-0	77	4	888	12.7
McGlocklin	79-22	1910	329-693	.475	72-80	.900	33	106	139	241	128-1	43	7	730	9.2
Perry	81-66	2386	325-729	.446	78-134	.582	242	461	703	183	301-8	104	97	728	9.0
Williams	71-13	1130	192-393	.489	60-68	.882	19	50	69	153	114-1	49	2	444	6.3
Warner (TOT)	72-14	1405	174-349	.499	85-114	.746	106	291	397	71	204-8	27	42	433	6.0
Warner (MIL)	67-14	1356	172-336	.512	81-110	.736	101	279	380	67	197-8	27	40	425	6.3
Davis	73-11	1012	169-335	.504	93-112	.830	78	146	224	87	94-0	27	5	431	5.9
Driscoll	64-5	697	88-187	.471	30-46	.652	73	126	199	54	121-0	21	16	206	3.2
Garrett (TOT)	40-0	326	43-126	.341	15-19	.789	15	25	40	23	56-0	10	1	101	2.5
Garrett (MIL)	15-0	87	11-35	.314	5-6	.833	5	9	14	9	15-0	3	0	27	1.8
Lee	36-0	166	38-94	.404	11-16	.688	16	24	40	20	29-0	11	0	87	2.4
Terry	7-0	32	4-12	.333	0-0	—	1	2	3	4	4-0	2	0	8	1.1
Cunningham	8-0	45	3-6	.500	0-7	.000	1	15	16	0	5-0	2	2	6	0.8
<b>BUCKS</b>	<b>82</b>	<b>19755</b>	<b>3726-7571</b>	<b>.492</b>	<b>1328-1741</b>	<b>.763</b>	<b>1133</b>	<b>2881</b>	<b>4014</b>	<b>2225</b>	<b>1864-26</b>	<b>1694</b>	<b>519</b>	<b>8780</b>	<b>107.1</b>

### HIGHLIGHTS:

- Oscar Robertson signed a one-year contract to play in his 14th and final season.
- Lucius Allen tore cartilage in his knee in a game on March 15 at Detroit and was sidelined for the remainder of the season and the entire playoffs.
- Kareem Abdul-Jabbar blocked 10 shots in a game vs. Detroit on Nov. 3, 1973, and also set team records for defensive rebounds in a season (891) and blocked shots in a season (283).
- Abdul-Jabbar was named MVP for the third time in five seasons, averaging 27.0 ppg and 14.5 rpg.
- The Bucks led the league in point differential at +8.1 per game.
- The Bucks eliminated Los Angeles, 4-1, in the opening round and dispatched Chicago, 4-0, in the Conference Finals to return to the NBA Finals.
- Against Boston in the NBA Finals, the Bucks forced Game Seven with a double-overtime win in Boston, courtesy of an Abdul-Jabbar sky-hook from deep in the corner. In Game Seven, the host Bucks were defeated by the Celtics 102-87.
- Abdul-Jabbar set a Bucks playoff record for field goals made in a game (20, at Chicago, April 8, 1974), and Oscar Robertson set the Bucks mark for assists in a playoff game with 16 at L.A. on April 2, 1974.

### PLAYOFF RECORD:

- Beat Los Angeles, Conference Semifinals, 4-1
- Beat Chicago, Conference Finals, 4-0
- Lost to Boston, NBA Championship Finals, 4-3

### HONORS:

- Kareem Abdul-Jabbar – NBA Most Valuable Player, NBA All-Star Team, All-NBA Team and NBA All-Defensive Team
- Bob Dandridge – NBA All-Star Team

# 1973-74 MILWAUKEE BUCKS

## REGULAR SEASON DAY-BY-DAY

Gm	Date	Opponent	W-L	Score	Record	Bucks High Scorer	Opp. High Scorer	Atten.
1	10/12	@ Phoenix	W	107-84	1-0	Dandridge, 24	Green, 14	9,033
2	10/13	@ Golden State	W	97-85	2-0	Abdul-Jabbar, 29	Barnett, 24	6,596
3	10/14	@ Seattle	L	100-109	2-1	Dandridge, 24	McDaniels, 29	11,240
4	10/17	Golden State	W	109-95	3-1	Abdul-Jabbar, 22	Barnett, 28	9,189
5	10/19	@ Detroit	W	96-94	4-1	Dandridge, 17	Lanier, 28	10,645
6	10/20	Cleveland	W	101-88	5-1	Abdul-Jabbar, 33	Carr, 24	8,837
7	10/24	Buffalo	W	130-113	6-1	Abdul-Jabbar, 31	McAdoo, 32	8,039
8	10/26	@ Philadelphia	W	98-92	7-1	Abdul-Jabbar, 35	Carter/Van Arsdale, 19	5,897
9	10/29	Phoenix	W	104-95	8-1	Allen, 23	Scott, 24	9,975
10	10/30	@ K.C. - Omaha	W	112-78	9-1	Allen, 26	Block, 25	5,540
11	11/2	@ Cleveland	W	118-100	10-1	Abdul-Jabbar, 35	Carr, 16	5,361
12	11/3	Detroit	W	123-115 (OT)	11-1	Dandridge, 31	Lanier, 28	10,938*
13	11/7	Los Angeles	W	109-92	12-1	Abdul-Jabbar, 22	Hairston, 19	10,938*
14	11/10	K.C. - Omaha	W	84-83	13-1	Abdul-Jabbar, 19	Walker, 20	8,725
15	11/11	@ Washington	W	110-91	14-1	A-Jabbar/Robertson, 24	Hayes, 26	11,638
16	11/13	Portland	W	108-100	15-1	Allen, 29	Petrie, 23	8,531
17	11/16	@ Boston	L	90-105	15-2	Abdul-Jabbar, 28	Cowens, 26	15,320
18	11/17	@ New York	L	93-100	15-3	Abdul-Jabbar, 24	DeBusschere, 26	19,694
19	11/20	Golden State	L	105-108	15-4	A-Jabbar/Dandridge, 21	Barry, 31	9,975
20	11/22	New York	W	107-91	16-4	Allen, 27	Frazier, 30	10,938*
21	11/24	@ Atlanta	W	112-92	17-4	Dandridge, 30	Hudson, 29	9,111
22	11/25	Philadelphia	W	105-96	18-4	Abdul-Jabbar, 31	Mix, 17	8,103
23	11/27	@ Buffalo	W	115-110	19-4	Abdul-Jabbar, 36	McMillan, 24	8,169
24	11/28	Seattle	W	127-93	20-4	Abdul-Jabbar, 32	Stallworth, 16	8,298
25	11/30	Boston	W	117-93	21-4	Dandridge, 27	Cowens, 22	10,938*
26	12/4	Houston	W	124-109	22-4	Abdul-Jabbar, 32	Tomjanovich, 34	7,889
27	12/7	Portland	W	116-86	23-4	Dandridge/Allen, 25	Petrie, 21	8,796
28	12/8	@ Philadelphia	W	105-92	24-4	Allen, 21	Carter, 24	6,012
29	12/11	Seattle	W	130-91	25-4	Allen, 28	Brown, 23	7,075
30	12/13	Chicago	L	94-97	25-5	Abdul-Jabbar, 23	Walker, 26	10,938*
31	12/15	Atlanta	W	116-82	26-5	A-Jabbar/Dandridge, 21	Hudson, 22	9,785
32	12/16	@ Portland	W	121-98	27-5	Abdul-Jabbar, 32	J. Johnson, 26	9,034
33	12/18	@ Los Angeles	L	107-109	27-6	Abdul-Jabbar, 37	Goodrich, 40	15,143
34	12/22	@ Phoenix	L	112-121	27-7	Abdul-Jabbar, 21	Scott, 31	8,013
35	12/26	Cleveland	W	123-110	28-7	Abdul-Jabbar, 38	Carr, 29	9,986
36	12/27	Philadelphia	W	129-107	29-7	Abdul-Jabbar, 26	Carter, 26	9,267
37	12/28	@ Houston	W	127-111	30-7	Abdul-Jabbar, 31	Murphy, 27	5,743
38	12/30	Detroit	L	91-98	30-8	Abdul-Jabbar, 30	Bing, 22	10,938*
39	1/2	@ Detroit	L	92-106	30-9	Allen, 39	Lanier, 34	10,513
40	1/3	K.C. - Omaha	W	120-105	31-9	Abdul-Jabbar, 38	Williams, 30	8,936
41	1/5	Phoenix	W	118-109	32-9	Abdul-Jabbar, 34	Van Arsdale, 22	9,812
42	1/6	@ Washington	L	88-90	32-10	Abdul-Jabbar, 25	Chenier, 31	17,246
43	1/11	Washington	W	115-113 (OT)	33-10	Abdul-Jabbar, 34	Chenier, 31	9,683
44	1/12	@ Chicago	W	101-82	34-10	Allen, 24	Porter, 17	18,597
45	1/13	Chicago	W	124-94	35-10	Abdul-Jabbar, 23	Love, 24	10,938*
46	1/19	Portland	W	121-106	36-10	Abdul-Jabbar, 34	Wicks, 27	9,687
47	1/20	Los Angeles	W	94-90	37-10	Abdul-Jabbar, 39	Goodrich, 29	10,938*
48	1/23	Buffalo (Mad.)	W	114-88	38-10	Abdul-Jabbar, 38	McMillan, 17	7,325
49	1/25	@ Phoenix	W	112-108	39-10	Abdul-Jabbar, 31	Scott, 29	7,660
50	1/27	@ Los Angeles	L	92-99	39-11	Abdul-Jabbar, 25	Price, 20	17,505
51	1/29	@ Portland	W	126-106	40-11	Abdul-Jabbar, 25	Wicks, 25	6,581
52	2/1	@ Seattle	L	85-110	40-12	A-Jabbar/Dandridge, 18	Snyder, 24	14,078
53	2/2	@ Golden State	L	91-120	40-13	Abdul-Jabbar, 23	Mullins, 32	11,606
54	2/5	@ Cleveland	W	102-87	41-13	Abdul-Jabbar, 33	Wilkins, 18	5,291
55	2/6	Boston	L	104-105	41-14	Abdul-Jabbar, 32	Cowens, 28	10,938*
56	2/8	Washington	W	105-96	42-14	Allen, 28	Hayes, 21	10,121
57	2/10	@ Boston (Prov.)	W	95-86	43-14	Abdul-Jabbar, 28	Cowens, 20	11,671
58	2/12	@ Chicago	L	81-93	43-15	Abdul-Jabbar, 30	Love, 34	16,487
59	2/14	@ Detroit	W	102-99	44-15	Abdul-Jabbar, 27	Bing, 19	11,385
60	2/15	Chicago	L	90-92	44-16	Abdul-Jabbar, 27	Love, 24	10,938*
61	2/17	New York	W	97-86	45-16	Abdul-Jabbar, 32	Monroe, 20	10,938*
62	2/19	@ Buffalo	L	109-145	45-17	Abdul-Jabbar, 38	McAdoo, 36	15,676
63	2/20	Atlanta (Mad.)	W	110-94	46-17	Abdul-Jabbar, 32	Maravich, 28	9,455
64	2/22	@ Houston	W	122-113	47-17	Abdul-Jabbar, 38	Newlin, 32	8,253
65	2/24	@ K.C. - Omaha	W	100-93	48-17	Allen, 31	Walker, 26	8,849
66	2/27	Los Angeles	L	108-110	48-18	Abdul-Jabbar, 33	Hairston, 22	10,938*
67	2/28	Detroit	W	113-90	49-18	Allen, 27	Trapp, 17	10,938*
68	3/1	@ Atlanta	L	89-105	49-19	Williams, 16	Maravich, 31	8,470
69	3/2	Seattle	W	116-99	50-19	Abdul-Jabbar, 31	Snyder, 25	10,938*
70	3/3	Houston (Mad.)	W	112-106 (OT)	51-19	Abdul-Jabbar, 44	Tomjanovich, 26	7,089
71	3/4	K.C. - Omaha	W	109-103	52-19	Allen, 21	B.Hagen, Walker, 24	9,012
72	3/6	@ K.C. - Omaha	W	111-99	53-19	Abdul-Jabbar, 25	Walker, 25	7,182
73	3/7	Golden State	L	95-97	53-20	Allen, 31	Barry, 31	10,317
74	3/9	@ New York	L	75-88	53-21	Abdul-Jabbar, 27	DeBusschere, Monroe, 20	19,694
75	3/11	Phoenix	W	105-92	54-21	Abdul-Jabbar/Allen, 18	Walk, 20	9,027
76	3/15	@ Detroit	L	89-93	54-22	Dandridge, 31	Adams, 21	11,267
77	3/17	@ Chicago	W	107-82	55-22	Abdul-Jabbar, 38	Porter, 22	18,542
78	3/19	@ Golden State	W	111-100	56-22	Abdul-Jabbar, 31	Mullins, 25	11,363
79	3/20	@ Los Angeles	L	114-120	56-23	Abdul-Jabbar, 27	Goodrich, 27	17,387
80	3/21	@ Seattle	W	106-101	57-23	Abdul-Jabbar, 40	Snyder, 28	13,771
81	3/24	@ Portland	W	120-110	58-23	Abdul-Jabbar, 43	Steele, 26	7,709
82	3/26	K.C. - Omaha	W	118-98	59-23	Dandridge, 23	Lacey, 21	10,938*

\* denotes sellout

GENERAL INFO  
FRONT OFFICE  
PLAYERS  
2012-13 SEASON  
STATS & RECORDS  
HISTORY  
NBA  
OPPONENTS  
MEDIA

# 1974-75 MILWAUKEE BUCKS



**BACK ROW:** Trainer Bill Bates, R.P.T., Gary Brokaw, Jim Price, Steve Kuberski, Walt Wesley, Kevin Restani, Assistant Coach Jack McKinney, Head Coach Larry Costello. **FRONT ROW:** Bob Dandridge, Cornell Warner, Mickey Davis, Kareem Abdul-Jabbar, Jon McGlocklin, George Thompson, Ron Williams.

## REGULAR SEASON (38-44) - 4TH, MIDWEST DIVISION - PLAYOFFS (DNQ)

PLAYER	G-GS	MIN	FG-FGA	PCT	FT-FTA	PCT	OR	DR	TR	AST	PF-DQ	STL	BLK	PTS	AVG
Abdul-Jabbar	65-64	2747	812-1584	.513	325-426	.763	194	718	912	264	205-2	65	212	1949	30.0
Dandridge	80-80	3031	691-1460	.473	211-262	.805	142	409	551	243	330-7	122	48	1593	19.9
Allen	10-10	342	68-164	.415	31-37	.838	9	22	31	53	23-0	14	1	167	16.7
Price (TOT)	50-46	1870	317-717	.442	169-194	.871	62	136	198	286	182-1	111	24	803	16.1
Price (MIL)	41-37	1531	242-550	.440	128-149	.859	45	110	155	223	146-0	90	21	612	14.9
Thompson	73-54	1983	306-691	.443	168-214	.785	50	131	181	225	203-5	66	6	780	10.7
McGlocklin	79-21	1853	323-651	.496	63-72	.875	25	94	119	255	142-2	51	6	709	9.0
Brokaw	73-36	1639	234-514	.455	126-184	.685	36	111	147	221	176-3	31	18	594	8.1
Warner	79-74	2519	248-514	.458	106-155	.684	238	574	812	127	267-8	49	54	602	7.6
Davis	75-6	1077	174-363	.479	78-88	.886	68	169	237	79	103-0	30	5	426	5.7
Restani	76-23	1755	188-427	.440	35-49	.714	131	272	403	119	172-1	36	19	411	5.4
Williams	46-2	526	62-165	.376	24-29	.828	10	33	43	71	7-0-2	23	2	148	3.2
Kuberski	59-2	517	62-159	.390	44-56	.786	52	71	123	35	59-0	11	3	168	2.8
Wesley (TOT)	45-1	247	42-93	.452	16-27	.593	18	45	63	12	51-0	7	5	100	2.2
Wesley (MIL)	41-1	214	37-84	.440	14-23	.609	14	41	55	11	43-0	7	5	88	2.1
Driscoll	11-0	52	3-13	.231	1-2	.500	7	9	16	3	7-0	1	0	7	0.6
Cunningham	2-0	8	0-0	—	0-0	—	0	2	2	1	1-0	0	0	0	0.0
Rule	1-0	11	0-1	.000	0-0	—	0	0	0	2	2-0	0	0	0	0.0
<b>BUCKS</b>	<b>82</b>	<b>19805</b>	<b>3450-7367</b>	<b>.468</b>	<b>1354-1746</b>	<b>.775</b>	<b>1021</b>	<b>2766</b>	<b>3787</b>	<b>1932</b>	<b>1949-30</b>	<b>1540</b>	<b>400</b>	<b>8254</b>	<b>100.7</b>

### HIGHLIGHTS:

- Oscar Robertson announced his retirement on Sept. 3, 1974.
- Kareem Abdul-Jabbar suffered a broken hand during the preseason and was sidelined for the first 16 games of the season. The Bucks went 3-13 without their star.
- No player appeared in all 82 games for the Bucks.
- Jim Price was acquired in exchange for Lucius Allen on Nov. 9, 1974. Price earned an All-Star berth in his first season in Milwaukee, but a cartilage tear in his left knee ended his season after only 50 games.
- The Bucks had three players (Abdul-Jabbar, Price and Dandridge) on the All-Star team for the first time in club history.
- In falling just short of a playoff berth, the Bucks lost 18 games by five points or less.
- Abdul-Jabbar finished third in the NBA in scoring (30.0 ppg), fifth in rebounds (14.0 rpg) and first in blocks (3.26 bpg). Dandridge finished 18th in scoring with a 19.9 ppg average.
- After the season, on June 16, 1975, Abdul-Jabbar and Walt Wesley are dealt to the Los Angeles Lakers in exchange for Elmore Smith, Brian Winters, David Meyers, Junior Bridgeman and future considerations.

### PLAYOFF RECORD:

- Did not qualify

### HONORS:

- Kareem Abdul-Jabbar – NBA All-Star Team and All-Defensive Team
- Jim Price – NBA All-Star Team
- Bob Dandridge – NBA All-Star Team



# 1974-75 MILWAUKEE BUCKS

## REGULAR SEASON DAY-BY-DAY

Gm	Date	Opponent	W-L	Score	Record	Bucks High Scorer	Opp. High Scorer	Atten.
1	10/18	Houston	L	101-106	0-1	Dandridge, 27	Tomjanovich, 23	10,575
2	10/19	@ Chicago	L	70-87	0-2	Dandridge, 13	Walker, 18	9,031
3	10/22	Chicago	W	92-90	1-2	Dandridge, 28	Walker, 21	9,439
4	10/25	Washington	L	96-111	1-3	Allen, 21	Chenier, 29	10,938*
5	10/26	@ Washington	L	95-101	1-4	Allen, 23	Hayes, 31	7,166
6	10/30	@ Kansas City	L	97-99	1-5	Allen, 23	Archibald, 30	5,241
7	11/1	@ Los Angeles	L	86-109	1-6	Allen, 21	Goodrich, 29	12,219
8	11/2	@ Golden State	L	90-99	1-7	Thompson, 24	Barry, 22	7,570
9	11/3	@ Seattle	L	89-101	1-8	Dandridge, 18	Brown, 28	11,839
10	11/7	@ Houston	L	93-103	1-9	Dandridge, 23	Tomjanovich, 22	3,184
11	11/10	Atlanta	L	94-99	1-10	Dandridge/Price, 22	Van Arsdale, 23	10,189
12	11/12	Boston	L	83-91	1-11	Dandridge, 24	Silas, 22	9,919
13	11/13	@ Detroit	L	91-98	1-12	Dandridge, 28	Lanier, 40	4,944
14	11/16	Cleveland	L	89-92	1-13	Dandridge, 21	Carr, 23	10,938*
15	11/19	Phoenix	W	122-108	2-13	Price, 43	Scott, 32	9,187
16	11/21	@ Kansas City	W	106-96	3-13	Dandridge, 28	Archibald, 24	5,516
17	11/23	@ New York	W	90-72	4-13	Dandridge, 25	Monroe, 17	19,694
18	11/26	Los Angeles	L	102-105	4-14	Abdul-Jabbar, 36	Riley, 18	10,938*
19	11/29	Kansas City	W	102-99	5-14	Abdul-Jabbar, 37	Williams, 26	10,938*
20	11/30	Chicago	W	101-99 (OT)	6-14	Abdul-Jabbar, 28	Walker, 25	10,938*
21	12/1	Philadelphia	W	117-112	7-14	Abdul-Jabbar, 35	Mix, 23	5,032
22	12/3	@ Buffalo	W	110-101	8-14	Abdul-Jabbar, 36	McAdoo, 37	8,585
23	12/4	Seattle	L	103-112	8-15	Abdul-Jabbar, 22	Haywood, 37	10,481
24	12/6	@ Chicago	W	99-96	9-15	Abdul-Jabbar, 28	Block, 22	17,107
25	12/10	Detroit	W	90-82	10-15	Abdul-Jabbar, 23	Bing, 21	9,625
26	12/12	Kansas City	L	105-113	10-16	Dandridge, 32	Archibald, 23	10,938*
27	12/13	@ Philadelphia	L	89-93 (OT)	10-17	Abdul-Jabbar, 26	Carter, 22	6,446
28	12/17	@ Portland	L	103-119	10-18	Abdul-Jabbar, 23	Wicks, 25	11,878
29	12/19	@ Phoenix	W	112-108	11-18	Abdul-Jabbar, 28	Erickson, 22	7,369
30	12/22	New Orleans	W	96-76	12-18	Abdul-Jabbar, 23	Coleman, 14	9,038
31	12/23	Washington	L	103-106 (OT)	12-19	Dandridge, 28	Hayes, 34	10,938*
32	12/29	New York	W	115-89	13-19	Dandridge, 31	Wingo, 16	10,938*
33	12/30	Buffalo	W	106-91	14-19	Abdul-Jabbar, 31	McAdoo, 29	10,938*
34	1/2	Atlanta	W	116-111	15-19	Abdul-Jabbar, 52	Van Arsdale, 20	10,938*
35	1/4	Houston	W	93-89	16-19	Abdul-Jabbar, 37	Newlin, 25	10,838*
36	1/5	Chicago	W	96-95	17-19	A-Jabbar/Dandridge, 33	Love, 23	10,938*
37	1/7	@ Kansas City	L	99-108	17-20	Abdul-Jabbar, 39	Archibald, 32	6,506
38	1/8	@ Detroit	W	102-92	18-20	Dandridge, 32	Bing, 28	11,380
39	1/10	Detroit	L	81-89	18-21	Abdul-Jabbar, 22	Lanier, 29	10,938*
40	1/11	@ Cleveland	W	91-81	19-21	Abdul-Jabbar, 22	Foster, 17	14,310
41	1/12	Philadelphia	W	99-88	20-21	Abdul-Jabbar, 21	Collins, 21	10,647
42	1/16	Golden State	W	119-100	21-21	Abdul-Jabbar, 40	Barry, 26	10,089
43	1/19	Portland	W	122-108	22-21	Abdul-Jabbar, 50	Wicks, 31	10,938*
44	1/24	@ Houston	L	91-95	22-22	Abdul-Jabbar, 29	Murphy, 23	8,174
45	1/25	@ Atlanta	L	101-117	22-23	Abdul-Jabbar, 22	Van Arsdale, 28	12,605
46	1/27	@ New Orleans	W	117-115	23-23	Abdul-Jabbar, 41	Maravich, 36	6,419
47	1/29	@ Kansas City	L	102-106	23-24	Abdul-Jabbar, 43	Archibald, 28	9,185
48	1/31	@ Philadelphia	W	101-97	24-24	Abdul-Jabbar, 28	Cunningham, 38	10,111
49	2/2	@ Boston	L	102-120	24-25	Abdul-Jabbar, 23	Cowens, 24	15,320
50	2/5	Boston	L	90-92	24-26	Abdul-Jabbar, 29	Cowens, 23	10,938*
51	2/6	Kansas City	L	94-95	24-27	Dandridge, 28	McNeil, 23	8,108
52	2/7	New Orleans	W	119-98	25-27	Abdul-Jabbar, 31	Maravich, 27	10,938*
53	2/10	Detroit	W	130-109	26-27	Abdul-Jabbar, 39	Porter, 22	10,309
54	2/12	@ Washington	L	108-112 (OT)	26-28	Abdul-Jabbar, 28	Hayes, 35	15,331
55	2/14	Cleveland	W	112-105	27-28	Abdul-Jabbar, 32	Smith, 25	10,938*
56	2/16	@ New Orleans	L	101-103	27-29	Abdul-Jabbar, 33	Nelson, 27	7,435
57	2/18	@ Cleveland	W	104-93	28-29	Brokaw, 24	Russell, 15	13,852
58	2/21	@ Chicago	L	85-96	28-30	Abdul-Jabbar, Brokaw, 20	Love, 29	19,549
59	2/23	Phoenix	L	97-106	28-31	Abdul-Jabbar, 28	Awtrey, 24	8,832
60	2/25	@ Kansas City	L	90-93	28-32	Abdul-Jabbar, 27	Archibald, 27	11,762
61	2/26	@ Detroit	L	84-104	28-33	Abdul-Jabbar, 21	Lanier, 26	10,190
62	2/28	@ Boston	L	106-107	28-34	Abdul-Jabbar, 40	Cowens, 33	15,320
63	3/1	Buffalo	W	104-100	29-34	Abdul-Jabbar, 34	McAdoo, 13	10,938*
64	3/4	Detroit	W	101-83	30-34	Abdul-Jabbar, 27	Porter, 18	10,575
65	3/6	Seattle	W	102-92	31-34	Abdul-Jabbar, 26	Brown, 25	10,938*
66	3/8	@ Buffalo	L	95-110	31-35	Abdul-Jabbar, 27	McAdoo, 33	15,124
67	3/10	Kansas City	W	103-96	32-35	Abdul-Jabbar, 34	Archibald, 33	10,938*
68	3/11	Golden State	L	90-107	32-36	Abdul-Jabbar, 18	Barry, 30	10,687
69	3/13	@ Atlanta	W	120-104	33-36	Abdul-Jabbar, 41	Sojourner, 23	5,294
70	3/14	Los Angeles	L	104-105	33-37	Abdul-Jabbar, 29	Goodrich, 30	10,938*
71	3/16	@ Chicago	W	103-90	34-37	Abdul-Jabbar, 32	Love, 28	18,222
72	3/18	@ Portland	L	89-95	34-38	Abdul-Jabbar, 28	Wicks, 21	11,846
73	3/19	@ Seattle	L	100-101	34-39	Dandridge/Thompson, 24	Gray, 20	14,082
74	3/22	@ Golden State	L	117-133	34-40	Abdul-Jabbar, 22	Barry, 38	12,787
75	3/23	@ Los Angeles	L	97-116	34-41	Abdul-Jabbar, 22	Goodrich, 36	14,121
76	3/25	@ Phoenix	L	87-92	34-42	Abdul-Jabbar, 34	Scott, 22	7,232
77	3/28	Portland	W	128-105	35-42	Abdul-Jabbar, 38	Steele, 23	10,938*
78	3/30	@ New York	L	99-111	35-43	Abdul-Jabbar, 32	Monroe, 24	19,695
79	4/1	Detroit	W	98-91	36-43	Abdul-Jabbar, 27	Lanier, 19	10,021
80	4/4	New York	W	109-101	37-43	Abdul-Jabbar, 33	Frazier, 25	10,938*
81	4/5	@ Detroit	W	119-106	38-43	Abdul-Jabbar, 28	Porter, 20	9,107
82	4/6	Chicago	L	100-112	38-44	Abdul-Jabbar, 34	Van Lier, 24	10,938*

\* denotes sellout

GENERAL  
INFO

FRONT  
OFFICE

PLAYERS

2012-13  
SEASON

STATS &  
RECORDS

HISTORY

NBA

OPPONENTS

MEDIA

# 1975-76 MILWAUKEE BUCKS



**BACK ROW:** Trainer Tony Spino, Assistant Coach Jack McKinney, Gary Brokaw, Jon McGlocklin, Bob Dandridge, Brian Winters, Jim Price, Head Coach Larry Costello. **FRONT ROW:** Junior Bridgeman, David Meyers, Clyde Mayes, Jim Fox, Elmore Smith, Kevin Restani, Mickey Davis.

## REGULAR SEASON (38-44) - 1ST, MIDWEST DIVISION - PLAYOFFS (1-2)

PLAYER	G-GS	MIN	FG-FGA	PCT	FT-FTA	PCT	OR	DR	TR	AST	PF-DQ	STL	BLK	PTS	AVG
Dandridge	73-68	2735	650-1296	.502	271-329	.824	171	369	540	206	263-5	111	38	1571	21.5
Winters	78-77	2795	618-1333	.464	180-217	.829	66	183	249	366	240-0	124	25	1416	18.2
Smith	78-78	2809	498-962	.518	222-351	.632	201	692	893	97	268-7	78	238	1218	15.6
Price	80-66	2525	398-958	.415	141-166	.849	74	187	261	395	264-3	148	32	937	11.7
Bridgeman	81-19	1646	286-651	.439	0128-161	.795	113	181	294	157	235-3	52	21	700	8.6
Brokaw	75-10	1468	237-519	.457	159-227	.700	26	99	125	246	138-1	37	17	633	8.4
Meyers	72-33	1589	198-472	.419	135-210	.643	121	324	445	100	145-0	72	25	531	7.4
Restani	82-23	1650	234-493	.475	24-42	.571	115	261	376	96	151-3	36	12	492	6.0
Mayes	65-30	948	114-248	.460	56-97	.577	97	166	263	37	154-7	9	42	284	4.4
McGlocklin	33-0	336	63-148	.426	9-10	.900	3	14	17	38	18-0	8	0	135	4.1
Fox	70-4	918	105-203	.517	62-79	.785	82	153	235	42	129-1	27	16	272	3.9
Davis	45-2	411	55-152	.362	50-63	.794	25	59	84	37	36-0	13	2	160	3.6
<b>BUCKS</b>	<b>82</b>	<b>19830</b>	<b>3456-7435</b>	<b>.465</b>	<b>1437-1952</b>	<b>.736</b>	<b>1094</b>	<b>2688</b>	<b>3782</b>	<b>1817</b>	<b>2041-30</b>	<b>1613</b>	<b>468</b>	<b>8349</b>	<b>101.8</b>

### HIGHLIGHTS:

- The four players acquired in exchange for Abdul-Jabbar combine for 50.0 ppg, led by 18.2 ppg from Brian Winters, who joined Bob Dandridge on the All-Star team.
- Dandridge became the first player other than Abdul-Jabbar since 1968-69 to lead the Bucks in scoring. Dandridge averaged 21.5 points per game (9th in NBA).
- Despite the sub-par record, the Bucks won the Midwest Division for the fifth time in eight seasons.
- Prior to the playoffs, Coach Larry Costello signed a new two-year pact.
- In the postseason, the Bucks were beaten in the First Round of the best-of-three playoff series 2-1 by Detroit.

### PLAYOFF RECORD:

- Lost to Detroit, First Round, 1-2

### HONORS:

- Bob Dandridge - NBA All-Star Team
- Brian Winters - NBA All-Star Team

# 1975-76 MILWAUKEE BUCKS

## REGULAR SEASON DAY-BY-DAY

Gm	Date	Opponent	W-L	Score	Record	Bucks High Scorer	Opp. High Scorer	Atten.
1	10/25	Chicago	L	87-91	0-1	Winters, 21	Van Lier, 22	10,938*
2	10/28	Los Angeles	L	92-99	0-2	Meyers, 21	Russell, 33	10,938*
3	10/31	@ New Orleans	L	85-100	0-3	Meyers, 28	Maravich, 16	8,724
4	11/1	Portland	L	97-113	0-4	Winters, 22	Neal, 25	10,601
5	11/2	@ Houston	L	89-104	0-5	Winters, 22	Tomjanovich, 24	7,142
6	11/4	Detroit	W	103-101	1-5	Winters, 34	Lanier, 22	8,875
7	11/7	Boston	W	104-101	2-5	Dandridge, 26	Cowens, 28	10,831
8	11/8	@ Washington	W	99-95 (2OT)	3-5	Winters, 27	Mayes, 22	8,670
9	11/11	Philadelphia	W	108-81	4-5	Dandridge, 28	Collins, 24	10,527
10	11/12	@ Philadelphia	W	107-84	5-5	Dandridge, 29	Collins, 24	7,597
11	11/14	Buffalo	L	98-112	5-6	Winters, 20	McAdoo, 27	10,938*
12	11/15	@ Detroit	L	89-101	5-7	Winters, 21	Rowe, 22	7,644
13	11/19	@ Phoenix	W	96-94	6-7	Winters, 20	Van Arsdale, 18	5,582
14	11/21	@ Los Angeles	L	104-116	6-8	Dandridge, 28	Abdul-Jabbar, 30	15,412
15	11/23	@ Seattle	L	104-112	6-9	Winters, 28	Burleson, 28	14,021
16	11/27	Golden State	L	105-106	6-10	Winters, 22	Williams/Johnson, 22	10,413
17	11/28	@ Chicago	L	69-89	6-11	Winters, 13	Love, 24	7,575
18	11/29	Chicago	W	88-85	7-11	Winters, 28	Van Lier, 19	10,938*
19	12/3	Portland	W	114-92	8-11	Winters, 22	Anderson, 17	10,523
20	12/5	Kansas City	W	103-95	9-11	Dandridge, 24	Archibald, 29	10,938*
21	12/9	@ New York	W	109-100	10-11	Winters, 28	Haywood, 27	14,891
22	12/10	@ Boston	L	98-111	10-12	Dandridge/Winters, 20	Scott/Cowens, 19	9,831
23	12/12	Cleveland	L	91-101	10-13	Smith, 19	B. Smith, 18	10,498
24	12/17	@ Phoenix	L	111-116	10-14	Brokaw, 28	Erickson/Adams, 25	5,689
25	12/20	@ Golden State	L	87-124	10-15	Brokaw, 17	Barry, 20	10,357
26	12/21	@ Seattle	W	103-101	11-15	Dandridge, 31	Bantom, 20	12,188
27	12/23	New York	L	108-110	11-16	Bridgeman, 28	Monroe, 24	9,413
28	12/26	Washington	W	85-81	12-16	Winters, 24	Hayes, 23	10,869
29	12/27	@ Atlanta	L	82-87	12-17	Smith, 20	Drew, 18	6,838
30	12/28	Phoenix	W	88-85	13-17	Price, 20	Erickson, 22	10,938*
31	12/30	@ Buffalo	L	106-118	13-18	Mayes, 17	McAdoo, 40	8,309
32	1/2	@ Detroit	W	98-83	14-18	Dandridge, 23	Lanier, 24	7,830
33	1/3	Houston	W	126-101	15-18	Dandridge, 34	Kunnert/Murphy, 23	10,938*
34	1/6	Atlanta	L	87-91	15-19	Price, 20	Van Arsdale, 26	9,955
35	1/7	@ Philadelphia	L	102-112	15-20	Price, 25	McGinnis, 24	8,387
36	1/9	Detroit	W	102-95	16-20	Smith, 23	Trapp, 27	10,938*
37	1/10	@ Washington	L	87-102	16-21	Dandridge, 24	Hayes, 28	9,316
38	1/11	Los Angeles	W	95-89	17-21	Price, 20	Abdul-Jabbar, 35	10,938*
39	1/13	Seattle	W	114-108	18-21	Dandridge, 25	Brown, 24	10,496
40	1/16	New Orleans	L	92-94	18-22	Winters, 22	Behagen, 25	10,938*
41	1/18	Boston	L	94-97	18-23	Price, 26	White, 22	10,579
42	1/20	Philadelphia	L	108-111	18-24	Dandridge, 34	McGinnis, 28	9,107
43	1/23	Kansas City	W	113-97	19-24	Dandridge, 40	Johnson, 23	10,938*
44	1/24	@ Cleveland	L	89-132	19-25	Dandridge, 23	Russell, 22	16,730
45	1/26	Golden State	L	104-115	19-26	Dandridge, 25	Barry, 28	10,938*
46	1/27	@ Kansas City	L	89-107	19-27	Dandridge, 17	Lacey, 26	5,887
47	1/29	@ Phoenix	W	105-96	20-27	Dandridge, 36	Westphal, 29	7,125
48	1/31	@ Golden State	L	88-90 (OT)	20-28	Price, 16	Wilkes, 25	11,004
49	2/1	@ Portland	L	97-107	20-29	Dandridge, 22	Wilkes/Petrie, 26	11,284
50	2/6	@ Buffalo	L	104-109	20-30	Dandridge, 28	McAdoo, 32	9,682
51	2/7	@ Detroit	W	114-116	21-30	Dandridge, 23	Lanier, 30	9,438
52	2/10	New York	L	97-104	21-31	Bridgeman, 22	Bradley/Monroe, 24	15,111
53	2/11	@ New York	W	109-95	22-31	Winters, 27	Haywood, 20	10,938*
54	2/13	Cleveland	L	96-101	22-32	Winters, 24	Chones, 19	6,023
55	2/14	@ Chicago	W	95-89	23-32	Price, 20	Laskowski, 29	5,163
56	2/15	Houston	W	113-105	24-32	Winters, 30	Tomjanovich, 24	10,421
57	2/17	Washington	L	112-113	24-33	Smith/Brokaw, 23	Chenier, 42	9,583
58	2/20	@ Houston	L	108-110	24-34	Brokaw, 23	Murphy, 27	5,163
59	2/22	Chicago	W	115-112	25-34	Winters, 27	Love, 30	10,938*
60	2/28	@ New Orleans	W	112-99	26-34	Dandridge, 27	Maravich, 21	8,274
61	3/2	New Orleans	W	111-109 (OT)	27-34	Winters, 28	Williams, 33	10,315
62	3/4	Kansas City	W	99-95	28-34	Dandridge, 31	Archibald, 26	10,209
63	3/7	@ Kansas City	L	97-113	28-35	Dandridge, 24	Archibald, 29	6,666
64	3/10	Seattle	L	105-110	28-36	Dandridge, 22	Brown, 26	9,587
65	3/12	Detroit	L	101-117	28-37	Smith, 19	Lanier, 21	10,938*
66	3/13	@ Kansas City	W	121-118	29-37	Dandridge, 38	Wedman, 26	6,666
67	3/14	Phoenix	L	106-108	29-38	Dandridge, 33	Adams, 25	10,938*
68	3/17	Los Angeles	W	109-96	30-38	Smith, 22	Abdul-Jabbar/Allen, 21	10,938*
69	3/20	@ Golden State	L	106-120	30-39	Dandridge, 20	Smith, 19	12,787
70	3/21	@ Los Angeles	W	130-111	31-39	Dandridge, 27	Abdul-Jabbar, 34	11,579
71	3/23	@ Portland	L	97-100 (OT)	31-40	Winters, 34	Neal/Wicks, 25	9,633
72	3/24	@ Seattle	L	110-135	31-41	Winters, 20	Seals, 27	14,096
73	3/26	Buffalo	W	123-92	32-41	Dandridge, 24	McAdoo, 25	10,938*
74	3/27	@ Cleveland	L	99-103	32-42	Dandridge, 22	Snyder, 20	19,526
75	3/28	Portland	W	115-100	33-42	Dandridge, 29	Wicks, 16	9,247
76	3/30	Atlanta	W	130-126 (OT)	34-42	Smith, 31	Henderson, 28	8,559
77	4/2	Kansas City	W	120-107	35-42	Winters, 24	Archibald, 28	10,579
78	4/3	@ Atlanta	W	115-106	36-42	Dandridge, 34	Hudson, 21	2,818
79	4/5	@ Chicago	W	102-97	37-42	Smith, 28	Boerwinkle, 19	5,678
80	4/7	@ Detroit	L	96-106	37-43	Bridgeman, 23	Lanier, 23	5,719
81	4/9	@ Boston	W	106-100	38-43	Dandridge, 26	Havlicek, 22	15,320
82	4/11	Chicago	L	77-111	38-44	Restani, 13	Johnson, 27	9,275

\* denotes sellout

GENERAL INFO

FRONT OFFICE

PLAYERS

2012-13 SEASON

STATS & RECORDS

HISTORY

NBA

OPPONENTS

MEDIA

# 1976-77 MILWAUKEE BUCKS



**BACK ROW:** Head Coach Don Nelson, Fred Carter, Bob Dandridge, Lloyd Walton, Rowland Garrett, Junior Bridgeman, Assistant Coach K.C. Jones, Trainer Tony Spino. **FRONT ROW:** David Meyers, Alex English, Brian Winters, Swen Nater, Scott Lloyd, Quinn Buckner, Kevin Restani.

## REGULAR SEASON (30-52) - 6TH, MIDWEST DIVISION - PLAYOFFS (DNQ)

PLAYER	G-GS	MIN	FG-FGA	PCT	FT-FTA	PCT	OR	DR	TR	AST	PF-DQ	STL	BLK	PTS	AVG
Dandridge	70-65	2501	585-1253	.467	283-367	.771	146	294	440	268	222-1	95	28	1453	20.8
Winters	78-76	2717	652-1308	.498	205-242	.847	64	167	231	337	228-1	114	29	1509	19.3
Bridgeman	82-48	2410	491-1094	.449	197-228	.864	129	287	416	205	221-3	82	26	1179	14.4
Nater	72-49	1960	383-725	.528	172-228	.754	266	599	865	108	214-7	54	51	938	13.0
Meyers	50-33	1262	179-383	.467	127-192	.661	122	219	341	86	152-4	42	32	485	9.7
Brokaw	41-7	891	130-324	.401	105-137	.766	10	54	64	111	85-0	22	23	365	8.9
Buckner	79-67	2095	299-689	.434	83-154	.539	91	173	264	372	291-5	192	21	681	8.6
Smith	34-25	789	113-253	.447	61-105	.581	52	156	208	30	109-2	19	69	287	8.4
Price	6-3	111	21-41	.512	7-9	.778	4	9	13	15	14-0	7	1	49	8.2
Carter (TOT)	61-8	1112	209-500	.418	68-96	.708	55	62	117	125	125-0	39	9	486	8.0
Carter (MIL)	47-8	875	166-399	.416	58-77	.753	45	48	93	104	96-0	28	7	390	8.3
Lloyd	69-7	1025	153-324	.472	95-126	.754	81	129	210	33	158-5	21	13	401	5.8
Restani	64-16	1116	173-334	.518	12-24	.500	81	181	262	88	102-0	33	11	358	5.6
English	60-6	648	132-277	.477	46-60	.767	68	100	168	25	78-0	17	18	310	5.2
Walton	53-0	678	88-188	.468	53-65	.815	15	36	51	141	52-0	40	2	229	4.3
Davis	19-0	165	29-68	.426	23-25	.920	11	18	29	20	11-0	6	4	81	4.3
Garrett (TOT)	62-0	598	106-239	.444	41-51	.804	37	75	112	27	80-0	21	10	253	4.1
Garrett (MIL)	33-0	383	66-146	.452	23-29	.793	27	45	72	20	50-0	14	7	155	4.7
McDonald	9-0	79	8-34	.235	3-4	.750	8	4	12	7	11-0	4	0	19	2.1
<b>BUCKS</b>	<b>82</b>	<b>19705</b>	<b>3668-7840</b>	<b>.468</b>	<b>1553-2072</b>	<b>.750</b>	<b>1220</b>	<b>2519</b>	<b>3739</b>	<b>1970</b>	<b>2094-28</b>	<b>790</b>	<b>342</b>	<b>8889</b>	<b>108.4</b>

### HIGHLIGHTS:

- On Sept. 9, 1976, Don Nelson joined the Bucks as an assistant coach.
- That same month, the last original Milwaukee Buck, Jon McGlocklin, retired from the NBA as the Bucks third all-time leading scorer with 7,507 points (currently ranks 12th) in 595 games in a Milwaukee uniform. On Dec. 10, 1976, his #14 jersey was retired by the Bucks.
- A group headed by James F. Fitzgerald, William J. Blake and the J.P. Cullen and Son Corporation purchased 361,000 outstanding shares of Milwaukee Professional Sports and Services common stock. On Nov. 4, 1976, Fitzgerald was elected chairman of the board and president of Milwaukee Professional Sports and Services.
- Only 18 games into the season Larry Costello resigned as head coach after a 3-15 start and was replaced by Nelson.
- Bob Dandridge was the team's leading scorer once more, with 20.8 points per game.
- Swen Nater set the Bucks record for rebounds in a single game with 33 vs. Atlanta on Dec. 19, 1976. After the season, Nater was traded to Buffalo for the third overall pick in the 1977 Draft (Marques Johnson).
- Milwaukee hosted the NBA All-Star Game on Feb. 13, 1977. Julius Erving, with 30 points, was named MVP in the West's 125-124 win.

### PLAYOFF RECORD:

- Did not qualify

### HONORS:

- Quinn Buckner - All Rookie Second Team

# 1976-77 MILWAUKEE BUCKS

## REGULAR SEASON DAY-BY-DAY

Gm	Date	Opponent	W-L	Score	Record	Bucks High Scorer	Opp. High Scorer	Atten.
1	10/21	Buffalo	L	112-133	0-1	Winters, 21	Shumate, 23	9,754
2	10/23	Boston	L	107-111 (OT)	0-2	Dandridge, 25	White, 29	10,374
3	10/24	@ Atlanta	L	91-115	0-3	Dandridge, 29	Hawes, 19	3,272
4	10/26	@ Chicago	L	88-90	0-4	Price, 20	Van Lier, 18	7,106
5	10/28	@ Denver	L	100-119	0-5	Bridgeman, 19	Issel, 30	14,155
6	10/30	Chicago	W	102-74	1-5	Winters, 30	Kropp, 18	10,938*
7	11/2	Seattle	W	125-113	2-5	Dandridge, 37	Tolson, 19	9,175
8	11/3	@ Washington	L	105-117	2-6	Restani, 22	Hayes, 31	6,825
9	11/4	@ Cleveland	L	88-96	2-7	Winters, 23	Russell, 22	10,502
10	11/6	Denver	L	103-105	2-8	Winters, 20	Thompson, 29	10,938*
11	11/9	Cleveland	L	90-111	2-9	Brokaw/Lloyd, 16	Russell, 25	9,139
12	11/12	Houston	W	111-99	3-9	Lloyd, 20	Newlin, 23	10,692
13	11/13	@ New York	L	97-110	3-10	Winters, 29	Frazier, 25	14,218
14	11/14	Detroit	L	83-104	3-11	English, 21	Ford, 20	9,702
15	11/16	@ Kansas City	L	91-100	3-12	English/Smith, 21	Boone, 27	4,242
16	11/17	@ Phoenix	L	95-103	3-13	Winters, 25	D. Van Arsdale, 19	7,017
17	11/19	@ Portland	L	111-124	3-14	Dandridge, 31	Walton, 27	11,594
18	11/21	@ Seattle	L	106-115	3-15	Winters, 27	Brown, 25	11,969
19	11/23	Los Angeles	L	114-117	3-16	Dandridge, 24	Abdul-Jabbar, 36	9,573
20	11/26	@ Indiana	L	98-109	3-17	Dandridge/Winters, 24	Hillman, 25	12,827
21	11/27	New Jersey	L	91-96	3-18	Dandridge, 22	Archibald, 28	10,938*
22	11/30	Portland	W	115-106	4-18	Winters, 43	Walton, 26	9,879
23	12/1	@ New Orleans	L	105-126	4-19	Dandridge, 23	Maravich, 38	7,552
24	12/2	@ Houston	L	110-137	4-20	Bridgeman, 16	Tomjanovich, 38	5,126
25	12/4	@ Portland	L	108-112	4-21	Dandridge, 30	Walton, 25	11,448
26	12/7	@ Denver	L	115-122	4-22	Winters, 18	Thompson, 27	15,237
27	12/10	San Antonio	L	120-136	4-23	Winters, 26	Kenon, 23	10,526
28	12/12	Philadelphia	L	102-107	4-24	Dandridge, 30	McGinnis, 27	10,938*
29	12/15	@ Boston	L	128-129	4-25	Bridgeman, 41	Scott, 29	7,917
30	12/17	@ New Jersey	W	126-110	5-25	Dandridge, 36	Skinner, 21	5,775
31	12/19	Atlanta	W	126-109	6-25	Nater, 30	Henderson, 17	8,975
32	12/23	Golden State	W	112-103	7-25	Dandridge, 22	Williams, 26	9,187
33	12/26	@ Los Angeles	L	99-107	7-26	Bridgeman/Winters, 20	Abdul-Jabbar, 19	9,609
34	12/28	@ Golden State	W	113-102	8-26	Dandridge, 29	Wilkes, 24	12,957
35	12/30	Portland	W	127-107	9-26	Bridgeman, 24	Davis, 20	10,938*
36	1/2	Indiana	L	109-116	9-27	Winters, 18	Robisch, 27	9,617
37	1/4	Phoenix	W	139-111	10-27	Bridgeman, 38	Perry/Ferrell, 20	8,871
38	1/6	Buffalo	W	119-111	11-27	Dandridge, 27	Dantley, 23	10,275
39	1/7	@ Detroit	L	132-140	11-28	Dandridge, 26	H. Porter/Carr, 25	5,356
40	1/8	Philadelphia	W	111-106	12-28	Dandridge, 25	Erving, 32	10,938*
41	1/11	Washington	L	109-120	12-29	Dandridge, 28	Hayes/Wright, 25	9,219
42	1/12	@ San Antonio	W	127-121	13-29	Bridgeman, 28	Gervin, 26	10,096
43	1/14	Houston	L	84-111	13-30	Lloyd, 16	Murphy, 22	9,879
44	1/15	@ Chicago	L	93-96	13-31	Bridgeman, 32	May, 21	7,723
45	1/16	Chicago	L	83-102	13-32	Dandridge/Buckner, 20	Johnson, 27	9,690
46	1/18	Cleveland	L	93-101	13-33	Winters, 18	Carr, 22	9,047
47	1/21	@ Atlanta	L	101-121	13-34	Dandridge, 26	Hudson, 39	3,658
48	1/22	@ Cleveland	L	116-130	13-35	Winters, 27	Carr, 28	13,547
49	1/23	Kansas City	W	119-111	14-35	Bridgeman, 27	Robinzne, 27	9,989
50	1/26	@ Buffalo	L	108-114	14-36	Bridgeman, 25	Dantley, 29	5,580
51	1/28	@ Boston	L	113-119	14-37	Bridgeman, 28	Havlicek, 33	10,699
52	1/30	@ New Jersey	W	100-92	15-37	Bridgeman, 21	Skinner, 20	7,125
53	2/1	@ Los Angeles	L	115-136	15-38	Dandridge, 30	Abdul-Jabbar, 34	12,445
54	2/2	@ Phoenix	L	113-130	15-39	Bridgeman, 23	Westphal, 29	7,364
55	2/5	@ Golden State	L	116-138	15-40	Dandridge, 25	Barry, 29	11,132
56	2/6	@ Seattle	L	99-107	15-41	Nater, 24	Brown/Seals, 22	13,572
57	2/8	New Jersey	W	100-97	16-41	Winters, 30	Hawkins, 25	7,894
58	2/9	@ Philadelphia	L	104-107	16-42	Winters, 34	Free, 21	13,989
59	2/10	Kansas City	W	112-102	17-42	Nater, 28	Boone, 22	7,968
60	2/15	New Orleans	W	117-106	18-42	Winters, 31	Williams, 24	8,679
61	2/17	Golden State	W	99-97	19-42	Winters, 24	Smith, 28	10,629
62	2/18	New York	W	124-123	20-42	Dandridge, 32	McAdoe, 42	10,601
63	2/23	@ New Orleans	L	96-106	20-43	Bridgeman/Dandridge, 19	Maravich, 38	7,179
64	2/24	@ San Antonio	W	131-121	21-43	Winters, 29	Gervin, 31	9,116
65	2/26	@ Washington	L	102-105	21-44	Winters, 28	Hayes, 25	8,199
66	3/5	@ Houston	L	106-119	21-45	Dandridge, 18	Dandridge, 18	5,793
67	3/6	@ Kansas City	L	108-109	21-46	Dandridge, 22	Taylor, 19	11,882
68	3/8	@ Detroit	L	107-109	21-47	Dandridge, 28	Simpson, 20	4,446
69	3/9	Washington	W	109-107	22-47	Dandridge, 26	Chenier, 25	9,981
70	3/12	Indiana	W	108-106	23-47	Dandridge, 24	Knight, 23	9,225
71	3/14	Los Angeles	W	110-106	24-47	Dandridge, 17	Abdul-Jabbar, 25	9,793
72	3/17	Boston	W	100-91	25-47	Winters, 21	Havlicek, 24	8,975
73	3/20	Seattle	L	107-110	25-48	Dandridge, 27	Brown, 23	9,047
74	3/22	@ New York	L	115-125	25-49	Dandridge, 22	McAdoe, 29	12,005
75	3/25	Denver	W	112-108	26-49	Winters, 24	Issel, 32	10,898
76	3/26	Detroit	W	128-108	27-49	Carter, 27	Eberhard, 24	8,879
77	3/29	Phoenix	L	110-122	27-50	Dandridge, 32	Westphal, 34	8,945
78	4/1	New York	L	109-116	27-51	Winters, 34	Monroe, 28	8,677
79	4/2	@ Buffalo	L	93-94	27-52	Bridgeman, 26	Dantley, 32	6,606
80	4/3	@ Indiana	W	120-112	28-52	Meyers/Bridgeman, 22	Knight, 30	8,738
81	4/8	Atlanta	W	118-107	29-52	Winters, 36	Drew, 27	8,904
82	4/10	San Antonio	W	133-125	30-52	Winters, 36	Gervin, 31	7,689

\* denotes sellout

GENERAL  
INFO

FRONT  
OFFICE

PLAYERS

2012-13  
SEASON

STATS &  
RECORDS

HISTORY

NBA

OPPONENTS

MEDIA

# 1977-78 MILWAUKEE BUCKS



**BACK ROW:** Head Coach Don Nelson, Ernie Grunfeld, Junior Bridgeman, Brian Winters, Quinn Buckner, Assistant Coach John Killilea, Trainer Tony Spino. **FRONT ROW:** Jim Eakins, Marques Johnson, Dave Meyers, Lloyd Walton, John Gianelli, Alex English, Kent Benson.

## REGULAR SEASON (44-38) - 2ND, MIDWEST DIVISION - PLAYOFFS (5-4)

PLAYER	G-GS	MIN	FG-FGA	PCT	FT-FTA	PCT	OR	DR	TR	AST	PF-DQ	STL	BLK	PTS	AVG
Winters	80-79	2751	674-1457	.463	246-293	.840	87	163	250	393	239-4	124	27	1594	19.9
Johnson	80-80	2765	628-1204	.522	301-409	.736	292	555	847	190	221-3	92	103	1557	19.5
Meyers	80-79	2416	432-938	.461	314-435	.722	144	393	537	241	240-2	86	46	1178	14.7
Bridgeman	82-3	1876	476-947	.503	166-205	.810	114	176	290	175	202-1	72	30	1118	13.6
English	82-4	1552	343-633	.542	104-143	.727	144	251	395	129	178-1	41	55	790	9.6
Buckner	82-82	2072	314-671	.468	131-203	.645	78	169	247	456	287-6	188	19	759	9.3
Gianelli	82-60	2327	307-629	.488	79-123	.642	166	343	509	192	189-4	54	92	693	8.5
Benson	69-22	1288	220-473	.465	92-141	.652	89	206	295	99	177-1	69	54	532	7.7
Grunfeld	73-1	1261	204-461	.443	94-143	.657	70	124	194	145	150-1	54	19	502	6.9
Walton	76-0	1264	154-344	.448	54-83	.651	26	50	76	253	94-0	77	13	362	4.8
Eakins (TOT)	33-1	406	44-86	.512	50-60	.833	29	46	75	29	71-0	7	17	138	4.2
Eakins (MIL)	17-0	155	14-34	.412	21-26	.808	12	17	29	12	25-0	4	7	49	2.9
Restani	8-0	84	13-28	.464	0-2	.000	4	10	14	9	4-0	0	1	26	3.3
Laurel	10-0	57	10-31	.323	4-4	1.000	6	4	10	3	10-0	3	1	24	2.4
Lloyd	14-0	112	12-33	.364	6-10	.600	7	19	26	9	22-0	3	5	30	2.1
<b>BUCKS</b>	<b>82</b>	<b>19980</b>	<b>3801-7883</b>	<b>.482</b>	<b>1612-2220</b>	<b>.726</b>	<b>1239</b>	<b>2480</b>	<b>3719</b>	<b>2306</b>	<b>2038-23</b>	<b>1678</b>	<b>472</b>	<b>9214</b>	<b>112.4</b>

### HIGHLIGHTS:

- Prior to the season, on June 20, 1977, John Killilea, once a scout for the Bucks and more recently an assistant coach in Boston, was named assistant coach and assistant director of player personnel.
- The Bucks drafted three of the top 11 players in the 1977 Draft, adding Kent Benson, Marques Johnson and Ernie Grunfeld to a group that included veterans Junior Bridgeman, Quinn Buckner, Dave Meyers and Brian Winters.
- The Bucks set an all-time NBA record (later broken) by winning eight overtime games.
- The Bucks earned a playoff berth on the final day of the season when Seattle beat Golden State. Milwaukee swept the favored Suns 2-0 in the first round mini-series and took Denver to a tough seven games before succumbing.
- The Bucks set five team playoff records against Denver on April 23, 1978. - field goal percentage (.660), blocked shots (13), most points half (87), most points quarter (47, fourth quarter) and assists (46).

### PLAYOFF RECORD:

- Beat Phoenix, Conference First Round, 2-0
- Lost to Denver, Conference Semifinals, 3-4

### HONORS:

- Brian Winters - NBA All-Star Team
- Quinn Buckner - NBA All-Defensive Second Team
- Marques Johnson - NBA All-Rookie Team

# 1977-78 MILWAUKEE BUCKS

## REGULAR SEASON DAY-BY-DAY

Gm	Date	Opponent	W-L	Score	Record	Bucks High Scorer	Opp. High Scorer	Atten.
1	10/18	Los Angeles	W	117-112	1-0	Winters, 26	Wilkes, 23	10,938*
2	10/19	@ Denver	L	115-133	1-1	Johnson, 22	Thompson, 36	14,792
3	10/22	Chicago	W	113-95	2-1	Bridgeman, 24	Mi. Johnson, 22	10,938*
4	10/27	@ Houston	L	110-133	2-2	Winters, 29	Tomjanovich, 32	7,851
5	10/30	Seattle	W	108-95	3-2	Meyers, 23	Williams, 21	10,107
6	11/1	Kansas City	W	115-95	4-2	Bridgeman, 23	Robinzine, 18	9,271
7	11/3	@ Cleveland	L	91-100	4-3	Johnson, 20	B. Smith, 24	8,264
8	11/4	Houston	W	110-108	5-3	Winters, 22	Lucas, 23	10,938*
9	11/8	Denver	L	101-111	5-4	Johnson, 26	Thompson, 20	10,084
10	11/10	@ Washington	W	106-103	6-4	Winters/Meyers, 24	Dandridge, 25	7,139
11	11/11	Cleveland	L	82-88	6-5	Bridgeman, 20	Frazier, 16	10,938*
12	11/13	Boston	L	119-127 (OT)	6-6	Johnson, 19	White, 21	10,938*
13	11/15	Portland	L	106-109	6-7	Meyers, 14	B. Walton, 32	10,865
14	11/16	@ New Jersey	W	116-106	7-7	Meyers, 29	K. Porter, 26	2,876
15	11/19	@ Philadelphia	L	100-111	7-8	Johnson, 27	Erving, 23	18,276
16	11/22	Golden State	W	109-88	8-8	Winters, 22	Parish, 19	10,938*
17	11/23	@ Kansas City	W	122-116	9-8	Johnson, 23	Robinzine, 20	9,748
18	11/25	@ Atlanta	W	117-115	10-8	Bridgeman, 24	Rollins, 30	8,553
19	11/26	@ San Antonio	L	107-129	10-9	Winters, 18	Gervin, 26	9,078
20	11/29	Detroit	L	99-100	10-10	Johnson, 22	Money, 24	10,489
21	11/30	@ Indiana	W	120-113	11-10	Johnson/Winters, 21	Dantley, 34	14,244
22	12/2	Washington	L	95-108	11-11	Winters, 29	Hayes, 29	10,938*
23	12/3	@ New York	W	115-108	12-11	Winters, 30	McAdoo, 27	15,103
24	12/4	New Jersey	W	134-118 (OT)	13-11	Winters, 36	K.Porter, 40	9,879
25	12/6	@ Los Angeles	L	108-109	13-12	Winters, 22	Abdul-Jabbar, 26	14,448
26	12/8	@ Golden State	W	117-116	14-12	Winters, 22	Barry, 31	11,183
27	12/9	@ Seattle	L	123-136	14-13	Johnson/Meyers, 20	Williams, 33	12,946
28	12/10	@ Denver	L	111-118	14-14	Winters, 22	Jones, 25	15,426
29	12/13	Philadelphia	W	129-117	15-14	Johnson, 29	Erving, 29	10,938*
30	12/16	New York	W	152-150 (3OT)	16-14	Johnson/Buckner, 27	Shelton, 41	10,938*
31	12/18	Buffalo	W	111-100	17-14	Johnson, 19	Smith, 28	10,621
32	12/21	San Antonio	W	116-92	18-14	Johnson, 23	Gervin/Kenon, 16	9,569
33	12/22	@ Detroit	L	102-118	18-15	Meyers, 19	Lanier, 29	4,002
34	12/23	Atlanta	L	93-109	18-16	Johnson, 21	Drew, 19	10,864
35	12/25	@ Kansas City	W	131-122	19-16	Winters, 22	Washington, 29	7,652
36	12/27	@ Buffalo	W	108-105	20-16	Johnson, 28	Knight, 41	5,908
37	12/29	Boston	L	115-124	20-17	Johnson, 28	Covens, 30	10,938*
38	1/3	Phoenix	L	103-125	20-18	Johnson, 31	Westphal, 34	8,571
39	1/5	New Orleans	L	109-116	20-19	Winters, 23	Maravich, 38	10,938*
40	1/6	@ Houston	W	103-101	21-19	Winters, 31	Malone, 25	11,180
41	1/8	Kansas City	W	133-123	22-19	Winters, 22	Wedman, 21	10,938*
42	1/10	Indiana	W	125-103	23-19	Winters, 25	Bantom, 21	10,085
43	1/11	@ San Antonio	L	106-130	23-20	Winters, 20	Kenon, 24	8,967
44	1/13	@ Chicago	L	111-128	23-21	Winters, 23	Holland, 29	15,524
45	1/17	New Jersey	W	119-109	24-21	Johnson, 29	King, 35	10,034
46	1/18	@ Boston	L	116-130	24-22	Bridgeman, 23	Wicks, 35	8,565
47	1/19	Denver	W	114-109	25-22	Johnson, 27	Thompson, 34	10,938*
48	1/22	Chicago	W	112-90	26-22	Winters, 22	Gilmore, 22	10,938*
49	1/27	@ Los Angeles	L	114-131	26-23	Meyers, 21	Hudson, 29	14,348
50	1/29	@ Seattle	L	101-103	26-24	Winters, 30	Williams, 22	14,098
51	1/31	@ Portland	L	116-136	26-25	Winters, 23	Hollins, 24	12,666
52	2/2	@ Golden State	L	102-105	26-26	Johnson/Meyers, 19	Parish, 26	11,667
53	2/3	@ Phoenix	L	105-115	26-27	Johnson, 18	Davis, 30	12,660
54	2/8	Buffalo	W	104-103	27-27	Winters, 37	Smith/McNeill, 22	10,685
55	2/10	Cleveland	W	108-98 (OT)	28-27	Meyers/Bridgeman, 22	E. Smith, 24	10,938*
56	2/11	@ New York	L	122-133	28-28	Bridgeman, 35	McAdoo, 35	15,505
57	2/15	New Orleans	W	112-99	29-28	Johnson, 26	Robinson, 37	8,607
58	2/17	Houston	W	115-98	30-28	Johnson, 22	Newlin, 20	10,938*
59	2/19	Seattle	L	103-108	30-29	Winters, 27	G. Williams, 23	10,938*
60	2/24	@ Chicago	W	112-109 (OT)	31-29	Winters, 25	Gilmore, 23	16,254
61	2/26	@ New Orleans	W	122-120 (OT)	32-29	Winters, 37	Goodrich, 31	9,327
62	2/28	Washington	W	136-135 (OT)	33-29	Winters, 29	C. Johnson, 25	10,938*
63	3/3	@ Phoenix	L	126-132	33-30	Johnson, 25	Westphal, 31	11,139
64	3/5	@ Portland	L	88-126	33-31	Benson, 15	Lucas/Owens, 20	12,666
65	3/8	New York	W	127-125 (2OT)	34-31	Bridgeman, 22	McAdoo, 34	10,938*
66	3/10	Golden State	L	102-124	34-32	Johnson, 24	Smith, 27	10,938*
67	3/12	@ Atlanta	L	93-98	34-33	Johnson, 28	Cris, 17	5,913
68	3/14	Phoenix	W	121-106	35-33	Winters, 29	Davis, 38	10,938*
69	3/17	@ Buffalo	L	127-136	35-34	Winters, 28	McNeill/Smith, 31	4,629
70	3/18	@ Indiana	W	113-104	36-34	Johnson, 25	Bantom, 38	13,955
71	3/19	@ Washington	W	117-106	37-34	Bridgeman, 25	Hayes, 32	9,492
72	3/21	Atlanta	W	100-86	38-34	Johnson, 21	Cris, 21	10,938*
73	3/23	Portland	W	116-109	39-34	Johnson, 32	Hollins, 38	10,938*
74	3/24	@ Philadelphia	L	122-131	39-35	Johnson, 25	Bryant, 28	16,614
75	3/26	Detroit	W	110-109	40-35	Meyers, 25	Shumate, 24	10,938*
76	3/30	Indiana	W	105-100	41-35	Winters, 22	Edward, 33	10,938*
77	3/31	@ New Jersey	L	114-122	41-36	Meyers, 24	King, 39	5,647
78	4/2	@ Detroit	W	129-121	42-36	Johnson, 24	Shumate, 31	2,887
79	4/4	Los Angeles	L	102-103	42-37	Winters, 24	Abdul-Jabbar, 27	10,938*
80	4/6	@ Cleveland	L	105-117	42-38	Johnson, 22	Chones, 27	11,265
81	4/7	San Antonio	W	108-102	43-38	Winters, 30	Gervin, 22	10,938*
82	4/8	@ Boston	W	123-111	44-38	Johnson, 25	Havlicek/Bing, 21	14,712

\* denotes sellout

GENERAL  
INFO

FRONT  
OFFICE

PLAYERS

2012-13  
SEASON

STATS &  
RECORDS

HISTORY

NBA

OPPONENTS

MEDIA

# 1978-79 MILWAUKEE BUCKS



**BACK ROW:** Assistant Coach John Killilea, George Johnson, Kevin Restani, Kent Benson, John Gianelli, Marques Johnson, Head Coach Don Nelson. **MIDDLE ROW:** Quinn Buckner, Sam Smith, Ernie Grunfeld, Junior Bridgeman, Brian Winters, Lloyd Walton. **FRONT ROW:** Trainer Tony Spino.

## REGULAR SEASON (38-44) - 4TH, MIDWEST DIVISION - PLAYOFFS (DNQ)

PLAYER	G-GS	MIN	FG-FGA	PCT	FT-FTA	PCT	OR	DR	TR	AST	PF-DQ	STL	BLK	PTS	AVG
M. Johnson	77-77	2779	820-1491	.550	332-437	.760	212	374	586	234	186-1	116	89	1972	25.6
Winters	79-77	2575	662-1343	.493	237-277	.856	48	129	177	383	243-1	83	40	1561	19.8
Bridgeman	82-5	1963	540-1067	.506	189-228	.829	113	184	297	163	184-2	88	41	1269	15.5
Benson	82-65	2132	413-798	.518	180-245	.735	187	397	584	204	280-4	89	81	1006	12.3
Grunfeld	82-7	1778	326-661	.493	191-251	.761	124	236	360	216	220-3	58	15	843	10.3
Buckner	81-81	1757	251-553	.454	79-125	.632	57	153	210	468	224-1	156	17	581	7.2
Gianelli	82-31	2057	256-527	.486	72-102	.706	122	286	408	160	196-4	44	57	584	7.1
Restani	81-47	1598	262-529	.495	51-73	.699	141	244	385	122	155-0	30	27	575	7.1
G. Johnson	67-19	1157	165-342	.482	84-117	.718	106	254	360	81	187-5	75	49	414	6.2
Walton	75-0	1381	157-327	.480	61-90	.678	34	70	104	356	103-0	72	9	375	5.0
Smith	16-0	125	19-47	.404	18-24	.750	0	9	9	16	12-0	8	7	56	3.5
Howard	3-0	22	5-11	.455	0-0	—	5	2	7	1	8-0	0	0	10	3.3
Van Lier	38-1	555	30-77	.390	47-52	.904	8	32	40	158	108-4	43	3	107	2.8
Beshore	1-0	1	0-0	—	0-0	—	0	0	0	0	0-0	0	0	0	0.0
<b>BUCKS</b>	<b>82</b>	<b>19880</b>	<b>3906-7773</b>	<b>.503</b>	<b>1541-2021</b>	<b>.762</b>	<b>1157</b>	<b>2370</b>	<b>3527</b>	<b>2562</b>	<b>2106-25</b>	<b>1574</b>	<b>435</b>	<b>9353</b>	<b>114.1</b>

### HIGHLIGHTS:

- Dave Meyers was lost for all 82 games of the regular season due to a back injury.
- Marques Johnson was named to the NBA All-Star Team, receiving more fan votes than any other player in the Western Conference. Johnson finished third in the NBA in scoring with a 25.6 average.
- Junior Bridgeman finished the season with a 15.5 average, tops among Sixth Men.
- The Bucks shattered the NBA assist record with 2,562 on the year for a 31.2 average (since broken).
- On Dec. 26, 1978 vs. Detroit, the Bucks set NBA records for assists in a game (53) and in a quarter (19). They also set a team record for margin of victory (59) in the 143-84 win.
- On March 14, 1979, vs. New Orleans, the Bucks scored 87 points in a half (a team record) and scored 158 points, a franchise-best for a non-overtime game.

### PLAYOFF RECORD:

- Did not qualify

### HONORS:

- Marques Johnson – NBA All-Star Team and All-NBA Team



# 1978-79 MILWAUKEE BUCKS

## REGULAR SEASON DAY-BY-DAY

Gm	Date	Opponent	W-L	Score	Record	Bucks High Scorer	Opp. High Scorer	Atten.
1	10/14	@ San Antonio	L	111-153	0-1	M. Johnson, 35	Gervin, 37	11,897
2	10/15	@ New Orleans	W	123-112	1-1	M. Johnson, 31	Robinson, 24	7,264
3	10/20	New York	L	105-115	1-2	M. Johnson, 31	Williams, 26	10,938*
4	10/21	@ Kansas City	W	103-88	2-2	M. Johnson, 31	Redmond, 14	7,959
5	10/22	Golden State	W	109-107	3-2	Winters, 37	Smith, 28	10,938*
6	10/24	@ Phoenix	L	116-124	3-3	M. Johnson, 37	Davis, 38	11,728
7	10/25	@ San Diego	L	116-125	3-4	Winters, 25	Free, 38	8,051
8	10/27	@ Seattle	L	79-80	3-5	M. Johnson, 32	Brown, 20	19,060
9	10/28	@ Portland	L	95-106	3-6	M. Johnson, 21	Owens/Hollins, 25	12,666
10	10/31	Kansas City	W	114-112	4-6	Winters, 27	Birdsong, 26	10,467
11	11/1	@ New Jersey	L	110-131	4-7	Bridgeman, 20	King, 29	3,306
12	11/3	@ Philadelphia	L	103-118	4-8	M. Johnson, 33	Erving, 29	13,297
13	11/4	New Orleans	L	108-116	4-9	Winters, 33	Robinson, 30	10,938*
14	11/7	Boston	W	125-108	5-9	M. Johnson/Winters, 19	White, 24	10,875
15	11/8	@ Detroit	L	106-117	5-10	M. Johnson, 23	Lanier, 35	7,024
16	11/10	Houston	W	131-126	6-10	Winters, 27	Malone, 39	10,938*
17	11/11	@ Atlanta	L	95-102	6-11	Winters, 21	Johnson, 22	8,236
18	11/14	Los Angeles	L	119-137	6-12	M. Johnson, 26	Dantley, 34	10,938*
19	11/15	@ Washington	L	111-138	6-13	M. Johnson, 20	Grevey, 24	7,128
20	11/18	@ New York	L	100-102	6-14	Winters, 31	Williams, 29	16,261
21	11/21	Portland	W	123-93	7-14	M. Johnson, 24	Brewer, 25	9,868
22	11/23	San Antonio	L	114-116	7-15	M. Johnson/Winters, 27	Kenon, 34	10,938*
23	11/25	Philadelphia	W	127-126	8-15	Winters, 36	Collins, 32	10,938*
24	11/26	@ Indiana	L	112-114	8-16	M. Johnson, 23	Davis, 35	7,156
25	11/28	Denver	W	117-100	9-16	Winters, 27	McGinnis, 26	10,812
26	12/1	Indiana	W	111-107	10-16	M. Johnson/Winters, 23	Bantom, 23	10,938*
27	12/2	@ Cleveland	W	106-100	11-16	M. Johnson, 34	Russell/Chones, 19	9,052
28	12/6	@ Golden State	L	111-118	11-17	M. Johnson, 38	Lucas, 23	9,734
29	12/8	@ Los Angeles	L	85-101	11-18	M. Johnson, 20	Abdul-Jabbar, 23	10,847
30	12/9	@ Denver	L	103-113	11-19	M. Johnson, 31	Issel, 28	14,022
31	12/10	San Diego	L	106-107	11-20	Winters, 28	Free, 28	10,889
32	12/12	Phoenix	W	120-114	12-20	M. Johnson, 40	Westphal, 36	10,938*
33	12/15	Cleveland	L	106-110	12-21	Winters, 23	Russell, 24	10,938*
34	12/17	Chicago	W	117-101	13-21	Bridgeman, 22	Gilmore, 25	10,901
35	12/19	Seattle	W	128-99	14-21	M. Johnson, 25	Hansen, 19	10,938*
36	12/23	Kansas City	L	117-122 (OT)	14-22	M. Johnson, 33	Birdsong, 30	10,938*
37	12/26	Detroit	W	143-84	15-22	Grunfeld, 27	Tyler, 16	10,938*
38	12/28	@ San Antonio	L	103-112	15-23	M. Johnson, 21	Gervin, 36	11,583
39	12/29	@ Houston	L	103-106	15-24	Winters, 27	Malone, 20	9,331
40	1/2	@ Cleveland	W	116-113	16-24	M. Johnson, 24	Russell, 35	4,459
41	1/3	Indiana	L	102-108	16-25	M. Johnson, 24	Sobers, 28	10,938*
42	1/5	@ Chicago	L	119-124	16-26	Winters, 30	O. Johnson, 22	11,625
43	1/6	San Diego	W	104-93	17-26	Benson/Winters, 20	Williams, 26	10,938*
44	1/8	Houston	W	116-104	18-26	M. Johnson, 36	Malone, 27	10,938*
45	1/10	Atlanta	L	113-117 (2OT)	18-27	M. Johnson, 38	Drew, 35	9,512
46	1/12	Golden State	W	101-94	19-27	Winters, 23	Ray, 20	10,938*
47	1/14	Chicago	W	104-99	20-27	M. Johnson, 34	Gilmore, 23	10,938*
48	1/17	Phoenix	W	123-118	21-27	Winters, 24	Robinson, 25	10,661
49	1/19	@ Boston	L	102-103	21-28	M. Johnson, 20	Cowens, 26	13,082
50	1/21	New York	W	138-114	22-28	M. Johnson, 33	McAdoo, 28	10,938*
51	1/28	@ Los Angeles	L	109-111	22-29	M. Johnson, 23	Abdul-Jabbar, 40	11,602
52	1/30	@ San Diego	L	113-117	22-30	M. Johnson, 39	Smith, 26	8,431
53	1/31	@ Phoenix	L	118-123	22-31	M. Johnson, 29	Westphal, 28	11,736
54	2/2	@ Seattle	L	102-104	22-32	M. Johnson, 31	Sikka, 22	24,322
55	2/7	Washington	L	90-96	22-33	Bridgeman, 18	Hayes, 33	10,938*
56	2/8	@ Houston	L	129-134	22-34	Bridgeman, 36	Malone, 32	9,257
57	2/9	Seattle	W	118-116 (OT)	23-34	Grunfeld, 21	Williams, 26	10,938*
58	2/11	Denver	W	126-87	24-34	Bridgeman, 20	Boswell, 16	10,938*
59	2/14	New Jersey	W	115-94	25-34	Bridgeman, 29	Boynes, 17	9,925
60	2/16	Los Angeles	W	99-98	26-34	Winters, 26	Abdul-Jabbar, 26	10,938*
61	2/18	@ Philadelphia	L	107-110 (OT)	26-35	Bridgeman, 21	Dawkins, 27	13,752
62	2/21	@ Kansas City	L	117-133	26-36	M. Johnson, 24	Wedman, 28	9,350
63	2/24	@ Denver	L	117-132	26-37	M. Johnson, 25	Thompson/McGinnis, 29	15,322
64	2/28	Cleveland	W	139-117	27-37	M. Johnson, 29	Russell, 20	10,938*
65	3/2	@ New Jersey	L	91-99	27-38	Winters/Bridgeman, 18	King 23	5,826
66	3/4	@ Boston	W	135-122	28-38	M. Johnson, 36	Maxwell, 27	11,599
67	3/7	New Jersey	W	133-98	29-38	Benson, 27	Washington, 19	10,938*
68	3/9	Philadelphia	W	119-113	30-38	M. Johnson, 24	Dawkins, 26	10,938*
69	3/11	Detroit	L	115-125	30-39	Benson, 21	Lanier, 31	10,938*
70	3/14	New Orleans	W	158-102	31-39	Bridgeman, 25	James, 20	10,938*
71	3/16	@ Washington	W	134-126 (2OT)	32-39	Bridgeman, 23	Dandridge, 33	14,686
72	3/18	San Antonio	W	147-127	33-39	M. Johnson, 34	Gervin, 23	10,938*
73	3/20	@ New York	L	110-118	33-40	M. Johnson, 24	Monroe, 28	10,179
74	3/23	@ Golden State	L	113-116	33-41	M. Johnson, 38	Williams, 26	10,498
75	3/25	@ Portland	W	122-110 (OT)	34-41	M. Johnson, 28	Thompson, 23	12,666
76	3/28	Boston	W	135-117	35-41	Bridgeman, 30	McAdoo, 30	10,938*
77	3/30	@ Indiana	W	101-99	36-41	M. Johnson, 21	English, 21	11,015
78	3/31	@ Chicago	W	108-99	37-41	M. Johnson, 26	O. Johnson, 24	6,977
79	4/1	Portland	L	107-109	37-42	Bridgeman, 27	Lucas, 30	10,938*
80	4/3	Washington	L	108-112	37-43	M. Johnson, 29	Hayes, 29	10,938*
81	4/4	@ Atlanta	L	109-118	37-44	Winters, 20	Furlow, 20	8,041
82	4/6	@ New Orleans	W	140-131	38-44	M. Johnson, 33	Haywood, 31	4,006

\* denotes sellout

GENERAL  
INFO

FRONT  
OFFICE

PLAYERS

2012-13  
SEASON

STATS &  
RECORDS

HISTORY

NBA

OPPONENTS

MEDIA

# 1979-80 MILWAUKEE BUCKS



**BACK ROW:** Head Coach Don Nelson, Pat Cummings, Harvey Catchings, Bob Lanier, Richard Washington, Dave Meyers, Assistant Coach John Killilea. **FRONT ROW:** Assistant Coach Dave Wohl, Lloyd Walton, Brian Winters, Marques Johnson, Junior Bridgeman, Sidney Moncrief, Quinn Buckner, Trainer Jeff Snedeker.

## REGULAR SEASON (49-33) - 1ST, MIDWEST DIVISION - PLAYOFFS (3-4)

PLAYER	G-GS	MIN	FG-FGA	PCT	3FG-FA	PCT	FT-FTA	PCT	OR	DR	TR	AST	PF-DQ	STL	BLK	PTS	AVG
Johnson	77-77	2686	689-1267	.544	2-9	.222	291-368	.791	217	349	566	273	173-0	100	70	1671	21.7
Lanier (TOT)	63-63	2131	466-967	.537	1-6	.167	277-354	.782	152	400	552	184	200-3	74	89	1210	19.2
Lanier (MIL)	26-26	739	147-283	.519	1-1	1.000	113-144	.785	44	135	179	62	70-1	36	29	408	15.7
Bridgeman	81-7	2316	594-1243	.478	5-27	.185	230-266	.865	104	197	301	237	216-3	94	20	1423	17.6
Winters	80-77	2623	535-1116	.479	38-102	.373	184-214	.860	48	175	223	362	208-0	101	28	1292	16.1
Meyers	79-77	2204	399-830	.481	1-5	.200	156-246	.634	140	308	448	225	218-3	72	40	955	12.1
Buckner	67-67	1690	306-655	.467	2-5	.400	105-143	.734	69	169	238	383	202-1	135	4	719	10.7
Benson	56-47	1389	213-431	.494	0-1	.000	66-97	.680	96	237	333	127	178-1	54	74	492	8.8
Moncrief	77-10	1557	211-451	.468	0-1	.000	232-292	.795	154	184	338	133	106-0	72	16	654	8.5
Cummings	71-2	900	187-370	.505	0-0	—	94-123	.764	81	157	238	53	141-0	22	17	468	6.6
Washington	75-5	1092	197-421	.468	0-0	—	46-76	.605	95	181	276	55	166-2	26	48	440	5.9
Walton	76-6	1243	110-242	.455	1-3	.333	49-71	.690	33	58	91	285	68-0	43	2	270	3.6
Catchings	72-9	1366	97-244	.398	0-1	.000	39-62	.629	164	246	410	82	191-1	23	162	233	3.2
<b>BUCKS</b>	<b>82</b>	<b>19805</b>	<b>3685-7553</b>	<b>.488</b>	<b>50-155</b>	<b>.323</b>	<b>1605-2102</b>	<b>.764</b>	<b>1245</b>	<b>2396</b>	<b>3641</b>	<b>2277</b>	<b>1937-12</b>	<b>778</b>	<b>510</b>	<b>9025</b>	<b>110.1</b>

### HIGHLIGHTS:

- The Bucks won their sixth Midwest Division title – and first since 1975-76.
- The 3-point line is introduced to the NBA game – Brian Winters hit 38 of the team's 50 treys.
- On Feb. 4, 1980, at the All-Star break, the Bucks dealt Kent Benson and a first round draft choice to Detroit for Bob Lanier. After Lanier's arrival, the team went 20-6.
- The Bucks played to 99.7 percent of capacity, selling out 39 of 41 games, including the final 38 contests.
- In the Conference Semifinals, an NBA-record crowd of 40,172 attended game five at the Kingdome, where the Bucks won 108-97. The Sonics ultimately won the series in seven games.

### PLAYOFF RECORD:

- Lost to Seattle, Conference Semifinals, 3-4

### HONORS:

- Marques Johnson – NBA All-Star Team and All-NBA Second Team
- Quinn Buckner – NBA All-Defensive Second Team
- Sidney Moncrief – NBA All-Rookie Second Team

# 1979-80 MILWAUKEE BUCKS

## REGULAR SEASON DAY-BY-DAY

Gm	Date	Opponent	W-L	Score	Record	Bucks High Scorer	Opp. High Scorer	Atten.
1	10/12	@ Kansas City	L	103-105	0-1	Johnson, 28	Birdsong, 26	7,625
2	10/13	@ Denver	W	125-96	1-1	Meyers, 26	McGinnis, 18	12,554
3	10/15	@ Utah	W	131-107	2-1	Bridgeman, 28	Maravich, 29	7,721
4	10/17	Denver	W	125-97	3-1	Johnson, 27	Issel/Thompson, 25	10,205
5	10/19	Phoenix	W	95-94	4-1	Winters, 18	Westphal, 29	10,938*
6	10/21	Chicago	W	113-111	5-1	Bridgeman, 26	Theus, 25	10,185
7	10/23	@ Phoenix	W	114-108	6-1	Johnson, 32	Robinson, 34	10,538
8	10/25	@ San Diego	W	118-115	7-1	Winters, 23	Free, 30	6,617
9	10/27	Detroit	W	132-118	8-1	Johnson/Bridgeman, 25	McAdoo, 28	10,938*
10	10/31	Los Angeles	W	110-106	9-1	Johnson, 25	Nixon, 24	10,938*
11	11/3	@ Chicago	W	136-134 (OT)	10-1	Johnson, 30	Greenwood, 28	13,882
12	11/4	Seattle	L	101-114	10-2	Johnson/Bridgeman, 20	Williams, 27	10,938*
13	11/6	Philadelphia	L	117-118 (OT)	10-3	Johnson, 29	Erving, 34	10,938*
14	11/8	Portland	W	98-89	11-3	Winters, 24	Brewer, 19	10,938*
15	11/10	San Diego	W	133-104	12-3	Buckner, 40	Williams, 33	10,938*
16	11/13	@ Portland	W	101-92	13-3	Johnson, 34	Brewer, 17	12,666
17	11/14	@ Seattle	L	117-136	13-4	Bridgeman, 24	D. Johnson, 27	18,392
18	11/18	@ San Diego	L	96-112	13-5	Johnson, 34	Taylor, 23	6,342
19	11/21	Atlanta	W	96-93	14-5	Johnson, 25	Drew, 20	10,938*
20	11/22	@ New Jersey	W	117-109	15-5	Bridgeman, 26	Newlin, 20	5,482
21	11/23	@ Detroit	L	100-119	15-6	Winters, 21	Long, 27	12,202
22	11/25	Golden State	W	114-90	16-6	Johnson, 20	Lucas, 19	10,938*
23	11/27	New Jersey	L	93-118	16-7	Washington, 19	Newlin, 35	10,938*
24	11/28	@ Indiana	W	87-79	17-7	Johnson, 19	Hasset, 14	9,168
25	12/1	@ Golden State	W	109-99	18-7	Winters, 33	Short, 24	9,357
26	12/2	@ Los Angeles	L	103-116	18-8	Bridgeman, 30	Nixon, 25	16,027
27	12/3	@ Utah	W	96-89	19-8	Bridgeman, 19	Dantley, 28	9,186
28	12/5	@ Denver	L	107-123	19-9	Johnson/Winters, 23	Issel, 36	15,922
29	12/7	San Antonio	L	105-117	19-10	Johnson, 28	Gervin, 39	10,938*
30	12/9	Boston	L	108-113	19-11	Johnson, 25	Bird, 25	10,938*
31	12/11	Seattle	L	99-103	19-12	Winters, 22	Williams, 35	10,938*
32	12/12	@ Philadelphia	L	91-112	19-13	Bridgeman, 17	Erving, 24	10,932
33	12/14	@ Boston	L	94-97	19-14	Johnson, 30	Maxwell, 27	15,320
34	12/16	Utah	W	104-79	20-14	Johnson, 21	Dantley, 16	10,938*
35	12/20	Kansas City	W	120-109	21-14	Bridgeman, 23	Wedman/Birdsong, 24	10,938*
36	12/23	Phoenix	L	103-106	21-15	Johnson, 22	Westphal, 26	10,938*
37	12/26	Chicago	W	110-101	22-15	Johnson/Bridgeman, 23	Theus, 23	10,938*
38	12/27	@ Washington	L	108-117	22-16	Bridgeman, 27	Ballard, 27	9,693
39	12/29	@ New York	L	105-117	22-17	Bridgeman, 20	Williams/Knight, 22	14,303
40	12/30	Utah	L	88-95	22-18	Johnson, 26	Dantley, 23	10,938*
41	1/3	Indiana	W	106-96	23-18	Meyers, 26	Johnson/Edwards, 25	10,938*
42	1/5	@ Cleveland	W	99-98	24-18	Johnson, 23	Robisch, 28	8,871
43	1/6	Los Angeles	W	113-103	25-18	Meyers, 28	Wilkes, 24	10,938*
44	1/8	@ Chicago	L	102-110	25-19	Johnson, 22	Gilmore/Mengelt, 18	8,256
45	1/9	San Diego	L	107-111	25-20	Meyers, 22	Free, 33	10,938*
46	1/11	New York	W	109-107	26-20	Winters, 23	Cartwright, 20	10,938*
47	1/13	Houston	L	117-121	26-21	Johnson, 30	Malone, 27	10,018
48	1/16	Kansas City	L	108-112	26-22	Johnson, 37	Birdsong, 28	10,938*
49	1/18	Denver	L	111-120	26-23	Johnson, 28	Issel, 29	10,938*
50	1/20	Portland	W	89-88	27-23	Johnson, 19	Brewer, 19	10,938*
51	1/22	@ Utah	L	122-127 (OT)	27-24	Johnson, 31	Dantley, 36	6,562
52	1/23	@ Golden State	W	104-102	28-24	Meyers, 25	Cooper, 27	6,969
53	1/25	@ Phoenix	L	96-110	28-25	Johnson, 32	Robinson, 23	12,660
54	1/27	@ Los Angeles	L	102-112	28-26	Johnson, 25	Johnson, 25	17,505
55	1/29	@ Portland	W	103-96	29-26	Johnson, 29	Jeelani, 20	12,666
56	1/31	@ Seattle	L	101-105	29-27	Johnson, 28	D. Johnson, 23	20,854
57	2/6	Cleveland	W	111-109	30-27	Bridgeman, 23	Mitchell, 26	10,938*
58	2/8	Washington	W	115-90	31-27	Bridgeman, 23	Grevey, 23	10,938*
59	2/10	Phoenix	W	109-107	32-27	Lanier, 23	Davis, 27	10,938*
60	2/13	Chicago	W	111-109	33-27	Bridgeman, 32	Theus, 21	10,938*
61	2/14	Golden State	W	120-103	34-27	Johnson, 25	Smith/Parker, 19	10,938*
62	2/15	@ Houston	W	114-103	35-27	Johnson, 23	Malone, 20	12,290
63	2/17	@ San Antonio	L	134-135	35-28	Winters, 22	Gervin, 42	12,957
64	2/20	@ Atlanta	L	103-106	35-29	Lanier, 23	E. Johnson, 24	12,070
65	2/24	@ Kansas City	W	94-72	36-29	Johnson, 25	Ford, 17	14,546
66	2/26	San Diego	W	122-88	37-29	Cummings, 25	Free, 21	10,938*
67	2/27	@ Phoenix	W	119-110 (OT)	38-29	Bridgeman, 35	Davis, 24	11,683
68	2/29	@ Los Angeles	W	126-117 (OT)	39-29	Winters, 34	Johnson, 13	16,258
69	3/2	@ San Diego	W	101-98	40-29	Bridgeman, 25	Free, 22	13,841
70	3/4	Los Angeles	L	124-127	40-30	Meyers/Winters, 24	Abdul-Jabbar, 28	10,938*
71	3/5	@ Denver	L	109-112	40-31	Lanier, 32	Issel, 28	11,762
72	3/8	@ Golden State	W	105-80	41-31	Bridgeman, 23	Abernethy, 16	9,952
73	3/12	Seattle	W	112-103	42-31	Bridgeman, 26	Williams, 27	10,938*
74	3/14	Portland	W	120-110	43-31	Bridgeman, 19	Natt, 24	10,938*
75	3/16	Kansas City	W	128-121	44-31	Lanier, 20	Elmore, 23	10,938*
76	3/18	@ Portland	L	122-123	44-32	Johnson, 28	Brewer, 25	12,666
77	3/19	@ Seattle	W	108-106	45-32	Johnson/Lanier, 23	Williams, 39	23,345
78	3/21	Golden State	W	121-93	46-32	Johnson, 19	Townsend, 17	10,938*
79	3/25	@ Chicago	W	122-111	47-32	Bridgeman, 22	Greenwood, 25	6,556
80	3/27	Denver	W	143-95	48-32	Cummings, 30	Wilkinson, 31	10,938*
81	3/28	@ Kansas City	L	114-116	48-33	Meyers, 23	Birdsong/Robinson 18	10,013
82	3/30	Utah	W	107-91	49-33	Bridgeman, 20	Poquette, 16	10,938*

\* denotes sellout

GENERAL  
INFO

FRONT  
OFFICE

PLAYERS

2012-13  
SEASON

STATS &  
RECORDS

HISTORY

NBA

OPPONENTS

MEDIA

# 1980-81 MILWAUKEE BUCKS



**BACK ROW:** Head Coach Don Nelson, Junior Bridgeman, Pat Cummings, Len Elmore, Bob Lanier, Harvey Catchings, Mickey Johnson, Marques Johnson, Assistant Coach John Killilea. **FRONT ROW:** Assistant Coach Garry St. Jean, Assistant Coach Dave Wohl, Mike Evans, Brian Winters, Sidney Moncrief, Quinn Buckner, Trainer Jeff Snedeker.

## REGULAR SEASON (60-22) - 1ST, CENTRAL DIVISION - PLAYOFFS (3-4)

PLAYER	G-GS	MIN	FG-FGA	PCT	3FG-FA	PCT	FT-FTA	PCT	OR	DR	TR	AST	PF-DQ	STL	BLK	PTS	AVG
Ma. Johnson	76-75	2542	636-1153	.552	0-9	.000	269-381	.706	225	293	518	346	196-1	115	41	1541	20.3
Bridgeman	77-1	2215	537-1102	.487	3-21	.143	213-241	.884	78	211	289	234	182-2	88	28	1290	16.8
Lanier	67-64	1753	376-716	.525	1-1	1.000	208-277	.751	128	285	413	179	184-0	73	81	961	14.3
Moncrief	80-57	2417	400-739	.541	2-9	.222	320-398	.804	186	220	406	264	156-1	90	37	1122	14.0
Buckner	82-82	2384	471-956	.493	1-6	.167	149-203	.734	88	210	298	384	271-3	197	3	1092	13.3
Mi. Johnson	82-82	2118	379-846	.448	3-18	.167	262-332	.789	183	362	545	286	256-4	94	71	1023	12.5
Winters	69-25	1771	331-697	.475	18-51	.353	119-137	.869	32	108	140	229	185-2	70	10	799	11.6
Cummings	74-6	1084	248-460	.539	0-2	.000	99-140	.707	97	195	292	62	192-4	31	19	595	8.0
Evans	71-0	911	134-291	.460	2-14	.143	50-64	.781	22	65	87	167	114-0	34	4	320	4.5
Catchings	77-18	1635	134-300	.447	0-0	—	59-92	.641	154	319	473	99	284-7	33	184	327	4.2
Elmore	72-0	925	76-212	.358	0-0	—	54-75	.720	68	140	208	69	178-3	37	52	206	2.9
<b>BUCKS</b>	<b>82</b>	<b>19755</b>	<b>3722-7472</b>	<b>.498</b>	<b>30-131</b>	<b>.229</b>	<b>1802-2340</b>	<b>.770</b>	<b>1261</b>	<b>2408</b>	<b>3669</b>	<b>2319</b>	<b>2198-27</b>	<b>862</b>	<b>530</b>	<b>9276</b>	<b>113.1</b>

### HIGHLIGHTS:

- Following a divisional realignment, the Bucks began their first year in the Eastern Conference. The Bucks were paired in the Central Division with Atlanta, Chicago, Cleveland, Detroit and Indiana.
- The Bucks finished with a 60-22 record to become the 19th team in the history of the NBA (and fourth Bucks team) to reach the magical 60-win plateau.
- Milwaukee became the 17th team in NBA history to lose no more than two games consecutively.
- The Bucks won 10 in a row early in the season and also set a franchise record with 11 straight road wins from Oct. 18-Nov. 23, 1980.
- Quinn Buckner broke the Bucks season mark for steals with 197 (since broken).
- The Bucks swatted 18 shots vs. Detroit on Nov. 12, 1980, to set a team record which still stands.
- The Bucks averaged 113.1 ppg, tops in the Eastern Conference.
- The Bucks set a team single-game playoff mark with 45 free throws at Philadelphia April 7, 1981.

### PLAYOFF RECORD:

- Lost to Philadelphia, Conference Semifinals, 3-4

### HONORS:

- Marques Johnson - NBA All-Star Team and All-NBA Second Team
- Quinn Buckner - NBA All-Defensive Second Team

# 1980-81 MILWAUKEE BUCKS

## REGULAR SEASON DAY-BY-DAY

Gm	Date	Opponent	W-L	Score	Record	Bucks High Scorer	Opp. High Scorer	Atten.
1	10/10	@ Philadelphia	W	106-103	1-0	Bridgeman, 21	Erving, 22	15,136
2	10/11	@ New York	L	109-114	1-1	Ma. Johnson, 19	Richardson, 22	17,229
3	10/16	Boston	L	103-110	1-2	Ma. Johnson, 27	Parish, 17	11,052*
4	10/18	@ Cleveland	W	107-105	2-2	Winters, 25	R. Smith, 23	5,103
5	10/19	New Jersey	W	105-93	3-2	Winters, 22	Robinson/Cook, 19	9,514
6	10/21	Cleveland	W	115-95	4-2	Ma. Johnson, 28	Mitchell, 24	8,615
7	10/22	@ Indiana	W	119-105	5-2	Winters/Bridgeman, 24	Bantom, 20	7,138
8	10/25	Chicago	W	109-93	6-2	Ma. Johnson, 21	Greenwood, 21	11,052*
9	10/26	Washington	W	111-88	7-2	Ma. Johnson, 21	Hayes, 17	11,052*
10	10/28	@ Chicago	W	106-99	8-2	Ma. Johnson, 18	Theus, 25	7,828
11	10/29	@ New Jersey	W	132-116	9-2	Bridgeman, 26	Newlin, 22	6,060
12	11/1	@ Atlanta	W	99-93	10-2	Ma. Johnson, 27	Johnson, 22	9,650
13	11/2	Indiana	W	135-121	11-2	Ma. Johnson, 40	Edwards, 23	10,980
14	11/4	Detroit	L	96-98	11-3	Bridgeman, 20	Long, 33	10,489
15	11/8	@ Boston	W	102-101	12-3	Ma. Johnson, 23	Bird, 29	15,320
16	11/9	Philadelphia	L	121-136	12-4	Ma. Johnson, 29	Erving, 33	11,052*
17	11/11	@ Cleveland	W	100-96	13-4	Ma. Johnson, 19	R. Smith, 23	4,686
18	11/12	@ Detroit	W	122-98	14-4	Bridgeman, 27	Long, 23	6,088
19	11/14	New York	W	125-106	15-4	Moncrief, 27	Cartwright, 27	11,052*
20	11/16	Chicago	L	108-114	15-5	Winters, 26	Gilmore, 24	10,998
21	11/18	@ Utah	W	126-93	16-5	Moncrief, 21	Dantley, 29	7,904
22	11/20	@ Portland	W	97-93	17-5	Mi. Johnson, 22	Thompson, 18	12,666
23	11/23	@ Los Angeles	W	110-94	18-5	Ma. Johnson, 24	Wilkes, 27	14,814
24	11/28	Atlanta	W	113-108 (OT)	19-5	Lanier, 29	Collins, 22	11,052*
25	11/29	@ Washington	L	89-98	19-6	Ma. Johnson, 19	Unsel, 20	9,628
26	11/30	Boston	W	107-105	20-6	Bridgeman, 25	Parish, 26	11,052*
27	12/2	Utah	W	119-108	21-6	Ma. Johnson, 21	Dantley, 30	11,052*
28	12/5	Indiana	W	102-100	22-6	Lanier, 29	Bantom, 25	11,052*
29	12/6	@ New York	L	94-104	22-7	Bridgeman, 21	Cartwright, 24	16,313
30	12/9	@ Boston	L	89-112	22-8	Ma. Johnson, 27	Maxwell, 23	15,320
31	12/11	New York	W	119-107	23-8	Ma. Johnson/Buckner, 22	Woodson, 22	11,052*
32	12/13	@ Atlanta	L	119-122	23-9	Ma. Johnson, 31	Drew, 21	9,575
33	12/14	San Antonio	W	115-98	24-9	Lanier, 25	Gervin, 19	11,052*
34	12/17	@ New Jersey	L	112-115	24-10	Ma. Johnson, 24	Lucas, 31	6,459
35	12/18	Detroit	W	121-104	25-10	Buckner, 22	Hubbard, 22	10,950
36	12/19	@ Chicago	L	106-129	25-11	Ma. Johnson, 24	Sobers, 24	6,194
37	12/21	Houston	W	123-91	26-11	Moncrief, 24	Murphy, 18	11,052*
38	12/27	Dallas	W	112-96	27-11	Moncrief/Bridgeman, 17	Robinzine, 16	11,052*
39	12/30	@ Washington	W	115-94	28-11	Ma. Johnson, 32	Hayes, 23	7,825
40	1/4	San Diego	W	128-95	29-11	Bridgeman, 25	Williams, 20	11,052*
41	1/6	New Jersey	W	102-86	30-11	Bridgeman, 31	Robinson/Newlin, 20	11,052*
42	1/8	Atlanta	W	98-95	31-11	Bridgeman, 26	Drew, 20	11,052*
43	1/10	@ Indiana	L	102-106	31-12	Ma. Johnson, 21	Knight, 21	14,505
44	1/11	Phoenix	W	123-109	32-12	Ma. Johnson, 28	Robinson, 24	11,052*
45	1/13	@ Detroit	W	119-106	33-12	Ma. Johnson, 24	Herron, 23	4,178
46	1/15	Philadelphia	W	113-110	34-12	Ma. Johnson, 24	Erving, 28	11,052*
47	1/16	Kansas City	W	118-112 (OT)	35-12	Bridgeman, 25	Wedman, 25	11,052*
48	1/18	Portland	W	110-103	36-12	Moncrief, 21	Thompson, 23	11,052*
49	1/21	@ Golden State	W	105-98	37-12	Bridgeman, 26	Free, 26	13,239
50	1/23	@ Phoenix	L	122-131	37-13	Ma. Johnson, 26	Davis, 26	12,660
51	1/24	@ San Diego	W	121-117	38-13	Ma. Jnsn/Bridgeman, 29	Bryant, 30	8,742
52	1/28	@ Seattle	W	119-110	39-13	Ma. Johnson, 24	Sikma, 19	16,409
53	1/29	@ Denver	L	118-131	39-14	Bridgeman, 25	English, 26	9,845
54	2/3	Indiana	L	99-108	39-15	Ma. Johnson, 27	Knight, 24	11,052*
55	2/5	Boston	W	113-103	40-15	Ma. Johnson, 20	Archibald, 20	11,052*
56	2/6	@ Cleveland	W	103-99	41-15	Moncrief, 21	Mitchell, 30	7,179
57	2/9	Chicago	W	128-109	42-15	Bridgeman, 27	Greenwood, 20	11,052*
58	2/11	@ Indiana	W	107-101	43-15	Bridgeman, 30	Orr, 21	11,817
59	2/13	Golden State	L	106-110	43-16	Ma. Johnson, 26	Free, 28	11,052*
60	2/14	@ Houston	W	117-112	44-16	Bridgeman, 25	Malone, 24	10,568
61	2/15	@ San Antonio	L	108-110	44-17	Ma. Johnson, 22	Gervin, 33	11,236
62	2/17	@ Dallas	W	114-106	45-17	Ma. Johnson, 20	Davis, 24	7,068
63	2/20	@ Kansas City	L	109-112	45-18	Buckner, 31	Birdsong, 31	11,046
64	2/22	@ Washington	W	102-93	46-18	Moncrief, 25	Porter, 24	9,823
65	2/25	Los Angeles	W	126-108	47-18	Lanier, 29	Abdul-Jabbar, 29	11,052*
66	3/1	Washington	W	137-107	48-18	Ma. Johnson, 21	Ballard, 21	11,052*
67	3/3	Detroit	W	115-98	49-18	Ma. Johnson, 23	Tyler/Mokeski, 18	11,052*
68	3/5	Atlanta	W	107-91	50-18	Buckner, 24	Cris, 19	11,052*
69	3/6	@ New York	W	122-111	51-18	Bridgeman, 34	Richardson, 22	15,700
70	3/8	@ Philadelphia	L	100-123	51-19	Ma. Johnson, 22	Toney, 28	15,994
71	3/9	Cleveland	W	113-100	52-19	Cummings, 30	Mitchell, 30	11,052*
72	3/11	@ Boston	L	108-122	52-20	Moncrief, 19	Bird, 28	15,320
73	3/12	Denver	W	131-113	53-20	Mi. Johnson, 23	Issel, 27	11,052*
74	3/13	Philadelphia	W	120-104	54-20	Ma. Johnson, 29	Erving, 25	11,052*
75	3/15	Seattle	W	132-108	55-20	Winters, 19	V. Johnson, 27	11,052*
76	3/17	@ Chicago	L	106-116	55-21	Ma. Johnson, 20	Gilmore, 30	10,832
77	3/18	New York	L	103-116	55-22	Bridgeman, 27	Richardson, 28	11,052*
78	3/20	@ Detroit	W	104-86	56-22	Winters, 16	Benson, 19	14,492
79	3/22	@ New Jersey	W	125-116	57-22	Moncrief, 23	Robinson, 20	8,402
80	3/24	New Jersey	W	131-107	58-22	Ma. Johnson, 20	Newlin, 19	11,052*
81	3/26	Cleveland	W	137-109	59-22	Bridgeman, 25	Washington, 21	11,052*
82	3/29	@ Atlanta	W	132-128 (OT)	60-22	Moncrief, 26	Hawes, 32	7,021

\* denotes sellout

GENERAL  
INFO

FRONT  
OFFICE

PLAYERS

2012-13  
SEASON

STATS &  
RECORDS

HISTORY

NBA

OPPONENTS

MEDIA

# 1981-82 MILWAUKEE BUCKS



**BACK ROW:** Head Coach Don Nelson, Pat Cummings, Geoff Crompton, Bob Lanier, Alton Lister, Harvey Catchings, Mickey Johnson, Assistant Coach John Killilea. **FRONT ROW:** Assistant Coach Dave Wohl, Assistant Coach Garry St. Jean, Scott May, Brian Winters, Marques Johnson, Junior Bridgeman, Sidney Moncrief, Quinn Buckner, Trainer Jeff Snedeker.

## REGULAR SEASON (55-27) - 1ST, CENTRAL DIVISION - PLAYOFFS (2-4)

PLAYER	G-GS	MIN	FG-FGA	PCT	3FG-FA	PCT	FT-FTA	PCT	OR	DR	TR	AST	PF-DQ	STL	BLK	PTS	AVG
Moncrief	80-80	2980	556-1063	.523	1-14	.071	468-573	.817	221	313	534	382	206-3	138	22	1581	19.8
Ma, Johnson	60-52	1900	404-760	.532	0-4	.000	182-260	.700	153	211	364	213	142-1	59	35	990	16.5
Winters	61-13	1829	404-806	.501	36-93	.387	123-156	.788	51	119	170	253	187-1	57	9	967	15.9
Lanier	74-72	1986	407-729	.558	0-2	.000	182-242	.752	92	296	388	219	211-3	72	56	996	13.5
Buckner	70-70	2156	396-822	.482	4-15	.267	110-168	.655	77	173	250	328	218-2	174	3	906	12.9
Mi. Johnson	76-71	1934	372-757	.491	1-7	.143	233-291	.801	133	321	454	215	240-4	72	45	978	12.9
Bridgeman	41-4	924	209-433	.483	4-9	.444	89-103	.864	37	88	125	109	91-0	28	3	511	12.5
May	65-7	1187	212-417	.508	0-4	.000	159-193	.824	85	133	218	133	151-2	50	6	583	9.0
Smith	17-1	316	52-110	.473	2-10	.200	10-12	.833	1	13	14	44	35-0	10	1	116	6.8
Cummings	78-7	1132	219-430	.509	0-2	.000	67-91	.736	61	184	245	99	227-6	22	9	505	6.5
Dandridge	11-0	174	21-55	.382	0-0	—	10-17	.588	4	13	17	13	25-0	5	2	52	4.7
Lister	80-23	1186	149-287	.519	0-0	—	64-123	.520	108	279	387	84	239-4	18	118	362	4.5
Stacom	7-0	90	14-34	.412	1-2	.500	1-2	.500	2	5	7	7	6-0	1	0	30	4.3
Holland (TOT)	14-3	194	27-78	.346	0-3	.000	3-6	.500	6	7	13	18	13-0	11	1	57	4.1
Holland (MIL)	1-0	9	0-5	.000	0-0	—	0-2	.000	0	0	0	2	1-0	0	0	0	0.0
Evans	14-0	196	24-51	.471	0-2	.000	8-12	.667	3	9	12	22	26-1	9	0	56	4.0
Catchings	80-9	1603	94-224	.420	0-0	—	41-69	.594	129	227	356	97	237-3	42	134	229	2.9
Crompton	35-1	203	11-32	.344	0-0	—	6-15	.400	10	31	41	13	39-0	6	12	28	2.8
<b>BUCKS</b>	<b>82</b>	<b>19805</b>	<b>3544-7015</b>	<b>.505</b>	<b>49-164</b>	<b>.299</b>	<b>1753-2329</b>	<b>.753</b>	<b>1167</b>	<b>2415</b>	<b>3582</b>	<b>2233</b>	<b>2281-30</b>	<b>763</b>	<b>455</b>	<b>8890</b>	<b>108.4</b>

### HIGHLIGHTS:

- The Bucks captured their third straight division title and second consecutive Central Division title. Milwaukee posted the largest season-ending division lead in the NBA (13 games).
- Milwaukee overcame an 18-game holdout by All-Star Marques Johnson at the start of the season and weathered the storm of 114 player games missed due to injury.
- Sidney Moncrief earned his first berth on the All-Star squad. Center Bob Lanier also made the All-Star squad.
- The Bucks scored a team record 166 points, including a team record 97 in the first half, vs. San Antonio March 6, 1982 in a classic 3-overtime thriller.
- Alton Lister tied the Bucks playoff mark for blocked shots in a game with 7 at Philadelphia May 5, 1982.

### PLAYOFF RECORD:

- Lost to Philadelphia, Conference Semifinals, 2-4

### HONORS:

- Sidney Moncrief – NBA All-Star Team, All-NBA Second Team and NBA All-Defensive Team
- Bob Lanier – NBA All-Star Team
- Quinn Buckner – NBA All-Defensive Second Team

# 1981-82 MILWAUKEE BUCKS

## REGULAR SEASON DAY-BY-DAY

Gm	Date	Opponent	W-L	Score	Record	Bucks High Scorer	Opp. High Scorer	Atten.
1	10/30	@ Detroit	L	113-118	0-1	Moncrief, 22	Thomas, 31	9,182
2	10/31	Boston	W	119-103	1-1	Moncrief, 29	Parish, 23	11,052*
3	11/5	Washington	W	98-90	2-1	Winters, 25	Mahorn, 20	10,575
4	11/7	San Diego	W	105-102	3-1	Winters, 22	Chambers, 35	11,052*
5	11/10	@ Atlanta	L	83-94	3-2	Mi. Johnson, 20	Roundfield, 26	6,123
6	11/11	@ New Jersey	W	100-88	4-2	Lanier, 20	O'Koren, 14	12,971
7	11/13	New York	W	95-85	5-2	Buckner, 21	Russell, 21	11,052*
8	11/15	Cleveland	W	98-96	6-2	Moncrief, 28	Silas, 21	8,257
9	11/17	@ Washington	W	99-95	7-2	Buckner, 17	Lucas, 18	6,203
10	11/18	@ Philadelphia	L	100-102	7-3	Moncrief, 27	Erving, 28	12,785
11	11/20	@ Boston	L	89-112	7-4	Moncrief, 14	Bird, 20	15,320
12	11/21	@ New York	L	112-118	7-5	Moncrief, 34	Lucas, 19	13,237
13	11/24	Detroit	W	103-95	8-5	Lanier/Buckner, 24	Long, 21	10,275
14	11/27	Golden State	L	96-113	8-6	Moncrief/Bridgeman, 19	Free, 28	11,052*
15	11/29	San Antonio	W	105-89	9-6	Bridgeman, 26	Gervin, 33	10,602
16	12/1	@ Cleveland	W	126-110	10-6	Moncrief, 39	Mitchell, 29	4,076
17	12/4	Atlanta	W	97-80	11-6	Moncrief/Bridgeman, 19	Hawes/McMillen, 15	10,302
18	12/5	@ Detroit	W	111-108	12-6	Buckner/Moncrief, 20	Tripucca, 30	15,289
19	12/9	Houston	W	89-83	13-6	Moncrief, 20	Malone, 20	10,960
20	12/11	Indiana	W	103-100 (OT)	14-6	Winters, 27	Knight, 19	10,782
21	12/12	@ New York	W	104-86	15-6	Bridgeman, 24	Richardson, 25	10,608
22	12/13	Philadelphia	W	127-108	16-6	Moncrief, 25	Erving, 27	11,052*
23	12/15	@ Indiana	W	104-96	17-6	Moncrief, 25	Knight, 20	6,722
24	12/18	New Jersey	L	88-100	17-7	Bridgeman, 19	R. Williams, 22	10,006
25	12/22	Kansas City	L	101-106	17-8	Moncrief, 19	King, 23	10,988
26	12/26	@ Cleveland	W	109-102	18-8	Lanier, 23	Brewer, 31	6,126
27	12/27	Chicago	W	108-96	19-8	Moncrief, 28	Theus, 21	11,052*
28	12/29	@ Indiana	W	107-96	20-8	Moncrief, 24	Davis, 20	9,106
29	12/30	Washington	W	107-103	21-8	Winters, 29	F. Johnson, 21	10,918
30	1/2	@ Chicago	W	128-121	22-8	Buckner, 24	3 players, 23	9,251
31	1/3	Denver	L	122-128	22-9	Ma. Johnson, 21	English, 38	11,052*
32	1/5	New York	L	102-112	22-10	Buckner/Bridgeman, 18	Williams, 34	9,887
33	1/6	@ New Jersey	W	109-95	23-10	Buckner, 22	B. Williams, 18	12,483
34	1/8	Atlanta	L	88-90	23-11	Moncrief, 25	E. Johnson, 21	11,052*
35	1/10	Los Angeles	W	118-107	24-11	Buckner, 27	E. Johnson, 28	11,052*
36	1/13	@ Philadelphia	W	111-107	25-11	Moncrief, 26	Erving, 25	10,786
37	1/15	Boston	W	122-118	26-11	Lanier, 26	Bird, 29	11,052*
38	1/17	Detroit	L	103-108	26-12	Ma. Johnson, 27	Long, 22	11,052*
39	1/20	@ Dallas	L	104-109	26-13	Winters, 20	Vincent, 21	10,058
40	1/22	@ Denver	W	131-125	27-13	Winters, 40	English, 33	12,315
41	1/23	@ Golden State	L	113-119	27-14	Moncrief, 28	Free, 36	13,239
42	1/26	@ Los Angeles	W	96-94	28-14	Ma. Johnson, 32	Wilkes, 18	16,042
43	1/28	@ Utah	W	119-101	29-14	May, 27	Dantley, 32	7,427
44	2/3	Chicago	W	113-98	30-14	Winters, 25	Woolridge, 23	10,920
45	2/5	Dallas	W	117-92	31-14	Moncrief/Winters, 19	Blackman, 17	11,052*
46	2/7	Phoenix	W	107-92	32-14	May/Winters, 23	Davis, 18	11,052*
47	2/9	@ Indiana	W	108-101	33-14	Moncrief/Ma. Johnson, 19	Carter, 18	6,156
48	2/11	Portland	W	116-105	34-14	Winters, 20	Thompson, 25	10,290
49	2/13	@ Chicago	W	120-90	35-14	Buckner/Winters, 18	Theus, 29	8,722
50	2/14	@ Cleveland	W	125-97	36-14	Ma. Johnson, 30	Carr, 22	5,719
51	2/17	Indiana	W	104-93	37-14	Winters, 24	Knight, 17	10,787
52	2/19	Cleveland	W	106-88	38-14	Moncrief, 26	Silas, 31	11,052*
53	2/21	@ Kansas City	W	110-104	39-14	Ma. Johnson, 28	S. Johnson, 24	6,010
54	2/23	@ New York	L	110-113	39-15	Ma. Johnson, 22	Newlin, 23	9,525
55	2/24	@ New Jersey	W	113-106	40-15	Ma. Johnson, 21	R. Williams, 26	12,068
56	2/28	@ Boston	L	102-106	40-16	Ma. Johnson/Lanier, 18	Maxwell, 31	15,320
57	3/2	Detroit	W	101-91	41-16	Winters, 21	Laimbeer, 19	11,052*
58	3/3	@ Atlanta	W	96-87	42-16	Moncrief, 23	Rollins, 20	6,640
59	3/6	@ San Antonio	L	166-171 (30T)	42-17	Winters, 42	Gervin, 50	11,764
60	3/8	@ Atlanta	L	95-98	42-18	Mi. Johnson, 25	Roundfield/E. Johnson, 24	5,372
61	3/9	@ Houston	L	91-103	42-19	Bridgeman, 21	Malone, 28	15,515
62	3/10	Chicago	L	98-101	42-20	Moncrief, 24	Gilmore, 23	10,819
63	3/12	Seattle	L	110-112	42-21	Mi. Johnson, 35	Williams, 30	11,052*
64	3/14	Utah	W	129-100	43-21	Moncrief, 22	Dantley, 19	11,052*
65	3/16	Philadelphia	W	106-91	44-21	Moncrief, 32	Toney, 27	11,052*
66	3/19	Cleveland	W	119-97	45-21	Winters, 22	Hubbard, 18	11,052*
67	3/21	New Jersey	W	102-86	46-21	Ma. Johnson, 21	R. Williams, 19	11,052*
68	3/23	@ Portland	W	109-104	47-21	Moncrief, 25	Thompson, 37	12,666
69	3/24	@ Seattle	L	97-99	47-22	Ma. Johnson/Moncrief, 24	Sikka, 22	23,062
70	3/26	@ Phoenix	L	112-113	47-23	Moncrief, 32	D. Johnson, 25	13,730
71	3/27	@ San Diego	W	128-99	48-23	Ma. Johnson, 27	Brogan, 20	4,825
72	3/30	Philadelphia	W	116-114 (OT)	49-23	Moncrief, 23	Erving, 28	11,052*
73	4/1	Atlanta	W	117-113	50-23	Ma. Johnson, 30	Drew, 27	10,620
74	4/2	@ Chicago	W	114-105	51-23	Ma./Mi. Johnson, 34	Lester, 17	7,112
75	4/4	Indiana	W	129-115	52-23	Ma. Johnson/Moncrief, 28	Buse, 19	11,052*
76	4/6	Boston	W	122-116	53-23	Lanier/Moncrief, 26	McHale, 27	11,052*
77	4/9	@ Detroit	W	118-100	54-23	Moncrief, 35	Long, 27	15,047
78	4/10	@ Washington	L	114-115	54-24	Moncrief, 25	Mahorn, 24	9,728
79	4/13	Washington	L	99-109	54-25	Moncrief, 21	Collins, 32	11,052*
80	4/14	@ Boston	L	91-100	54-26	Ma. Johnson, 26	McHale, 20	15,320
81	4/16	New York	W	112-99	55-26	Ma. Johnson/Moncrief, 24	Cartwright, 19	11,052*
82	4/18	@ Philadelphia	L	86-110	55-27	Lister, 17	Erving, 18	14,571

\* denotes sellout

GENERAL INFO

FRONT OFFICE

PLAYERS

2012-13 SEASON

STATS & RECORDS

HISTORY

NBA

OPPONENTS

MEDIA

# 1982-83 MILWAUKEE BUCKS



**BACK ROW:** Head Coach Don Nelson, Marques Johnson, Bob Lanier, Alton Lister, Paul Mokeski, Dave Cowens, Harvey Catchings, Assistant Coach John Killilea. **MIDDLE ROW:** Sidney Moncrief, Brian Winters, Junior Bridgeman, Assistant Coach Garry St. Jean, Steve Mix, Paul Pressey, Phil Ford. **FRONT KNEELING:** Charlie Criss. **NOT PICTURED:** Trainer Jeff Snedeker.

## REGULAR SEASON (51-31) - 1ST, CENTRAL DIVISION - PLAYOFFS (5-4)

PLAYER	G-GS	MIN	FG-FGA	PCT	3FG-FA	PCT	FT-FTA	PCT	OR	DR	TR	AST	PF-DQ	STL	BLK	PTS	AVG
Moncrief	76-76	2710	606-1156	.524	1-10	.100	499-604	.826	192	245	437	300	180-1	113	23	1712	22.5
Ma, Johnson	80-80	2853	723-1420	.509	4-20	.200	264-359	.735	196	366	562	363	211-0	100	56	1714	21.4
Bridgeman	70-5	1855	421-856	.492	1-13	.077	164-196	.837	44	202	246	207	155-0	40	9	1007	14.4
Mt. Johnson	6-0	153	30-66	.455	0-2	.000	7-9	.778	9	16	25	11	22-0	1	2	67	11.2
Lanier	39-35	978	163-332	.491	0-1	.000	91-133	.684	58	142	200	105	125-2	34	24	417	10.7
Winters	57-12	1361	255-587	.434	22-68	.324	73-85	.859	35	75	110	156	132-2	45	4	605	10.6
Lister	80-37	1885	272-514	.529	0-0	—	130-242	.537	168	400	568	111	328-18	50	177	674	8.4
Cowens	40-34	1014	136-306	.444	0-2	.000	52-63	.825	73	201	274	82	137-4	30	15	324	8.1
Ford (TOT)	77-63	1610	213-445	.479	1-9	.111	97-123	.789	18	85	103	290	190-2	52	3	524	6.8
Ford (MIL)	70-56	1447	193-410	.471	1-8	.125	90-113	.796	18	78	96	252	168-2	46	3	477	6.8
Pressey	79-18	1528	213-466	.457	1-9	.111	105-176	.597	83	198	281	207	174-2	99	47	532	6.7
Criss	66-0	922	169-375	.451	6-31	.194	68-76	.895	14	65	79	127	44-0	27	0	412	6.2
Mix	57-20	792	133-273	.487	1-4	.250	74-87	.851	37	99	136	68	70-0	33	3	341	6.0
Mokeski (TOT)	73-19	1128	119-260	.458	0-1	.000	50-68	.735	76	184	260	49	223-9	21	44	288	3.9
Mokeski (MIL)	50-1	589	64-139	.460	0-1	.000	34-42	.810	29	93	122	23	138-3	9	21	162	3.2
Hill	14-3	169	14-26	.538	0-0	—	18-22	.818	5	15	20	27	20-0	9	0	46	3.3
Catchings	74-33	1554	90-197	.457	0-0	—	62-92	.674	132	276	408	77	224-4	26	148	242	3.3
Pellom (TOT)	6-0	29	6-16	.375	0-0	—	0-0	—	2	6	8	1	3-0	0	0	12	2.0
Pellom (MIL)	4-0	20	4-10	.400	0-0	—	0-0	—	2	6	8	0	3-0	0	0	8	2.0
<b>BUCKS</b>	<b>82</b>	<b>19830</b>	<b>3486-7133</b>	<b>.489</b>	<b>37-169</b>	<b>.219</b>	<b>1731-2299</b>	<b>.753</b>	<b>1095</b>	<b>2477</b>	<b>3572</b>	<b>2116</b>	<b>2131-38</b>	<b>662</b>	<b>532</b>	<b>8740</b>	<b>106.6</b>

### HIGHLIGHTS:

- Don Nelson earned NBA Coach of the Year honors, guiding the team to a fourth straight division title.
- Sidney Moncrief was named the NBA Defensive Player of the Year and earned a spot on the All-NBA team while leading the club in scoring (22.5 ppg).
- The Bucks set a franchise record by blocking 532 shots (since broken) and committing a low 1,421 turnovers on the season (since broken).
- The Bucks handed eventual champion Philadelphia their only playoff loss of the postseason.

### PLAYOFF RECORD:

- Beat Boston, Conference Semifinals, 4-0
- Lost to Philadelphia, Conference Finals, 1-4

### HONORS:

- Sidney Moncrief - NBA All-Star Team, NBA Defensive Player of the Year, All-NBA Team and NBA All-Defensive Team
- Marques Johnson - NBA All-Star Team
- Don Nelson - NBA Coach of the Year



# 1982-83 MILWAUKEE BUCKS

## REGULAR SEASON DAY-BY-DAY

Gm	Date	Opponent	W-L	Score	Record	Bucks High Scorer	Opp. High Scorer	Atten.
1	10/30	New York	W	108-86	1-0	Bridgeman, 20	Orr, 22	11,052*
2	10/31	@ Cleveland	W	119-95	2-0	Bridgeman, 17	Robinson, 18	6,622
3	11/2	@ Kansas City	L	112-119	2-1	Moncrief, 37	E. Johnson, 34	7,442
4	11/4	@ Atlanta	W	104-100	3-1	Ma. Johnson, 20	Roundfield, 30	8,895
5	11/5	San Diego	W	130-99	4-1	Ma. Johnson, 20	Cummings, 19	10,685
6	11/7	Seattle	L	90-102	4-2	Moncrief, 20	Shelton/Brown, 20	10,975
7	11/10	@ Boston	W	105-101	5-2	Moncrief, 27	Bird, 28	15,320
8	11/12	@ Detroit	L	100-111	5-3	Moncrief, 22	Thomas, 28	17,147
9	11/14	Boston	L	98-100	5-4	Moncrief, 22	Bird, 20	11,052*
10	11/16	Indiana	W	115-103	6-4	Ma. Johnson, 32	Williams, 20	10,620
11	11/18	@ New York	W	89-77	7-4	Moncrief, 19	King, 27	10,222
12	11/19	@ Philadelphia	L	109-121	7-5	Ma. Johnson, 19	Schoene, 25	18,482
13	11/21	@ Indiana	W	109-98	8-5	Ma. Johnson, 29	Carter, 20	4,202
14	11/24	Utah	W	119-106	9-5	Ma. Johnson, 34	Dantley, 30	9,385
15	11/27	New York	W	109-96	10-5	Lanier, 26	King, 27	11,052*
16	11/28	@ Boston	L	109-124	10-6	Bridgeman, 27	Bird, 37	15,320
17	11/30	Cleveland	W	88-78	11-6	Bridgeman, 20	Wedman, 16	8,765
18	12/1	@ Indiana	W	125-105	12-6	Ma. Johnson, 30	Kellogg, 16	5,850
19	12/3	Boston	W	115-112	13-6	Ma. Johnson, 28	McHale, 30	11,052*
20	12/5	@ New Jersey	L	103-108	13-7	Bridgeman, 22	Ma. Johnson, 20	11,016
21	12/8	Chicago	L	101-111	13-8	Moncrief, 21	Theus, 32	9,185
22	12/10	@ Atlanta	W	104-83	14-8	Ma. Johnson/Moncrief, 24	Williams, 17	7,864
23	12/12	Indiana	W	120-108	15-8	Ma. Johnson, 26	Williams, 22	8,895
24	12/15	Denver	L	98-113	15-9	Ma. Johnson, 25	English, 33	9,085
25	12/17	Chicago	W	115-93	16-9	Bridgeman, 30	Theus, 23	9,206
26	12/19	San Antonio	W	113-98	17-9	Moncrief, 27	Mitchell/Gilmore, 22	10,302
27	12/21	@ New York	L	94-101 (OT)	17-10	Bridgeman, 25	King, 21	8,520
28	12/23	Atlanta	W	101-90	18-10	Moncrief, 31	Roundfield, 22	10,704
29	12/26	Detroit	W	106-96	19-10	Ma. Johnson, 30	Thomas, 32	10,918
30	12/28	@ Chicago	W	113-103	20-10	Moncrief, 28	Dailey, 19	7,680
31	12/29	@ Washington	L	87-94	20-11	Moncrief, 24	Ballard, 23	9,014
32	12/30	Dallas	W	111-99	21-11	Ma. Johnson, 32	Vincent, 19	11,052*
33	1/2	Houston	W	103-82	22-11	Moncrief, 24	Bailey, 21	10,039
34	1/4	New Jersey	L	95-102	22-12	Moncrief, 24	Cook/Williams, 22	9,950
35	1/7	Detroit	W	109-92	23-12	Ma. Johnson/Moncrief, 23	Jones, 17	11,052*
36	1/9	Phoenix	W	106-96	24-12	Moncrief, 24	Adams, 19	10,108
37	1/12	@ Philadelphia	L	121-122	24-13	Bridgeman, 29	Malone, 30	16,199
38	1/13	Cleveland	W	110-100	25-13	Moncrief, 30	Free, 22	9,974
39	1/15	@ Chicago	W	128-126 (2OT)	26-13	Ma. Johnson, 34	Corzine, 27	7,247
40	1/16	Golden State	W	109-108	27-13	Moncrief, 34	Carroll, 36	9,011
41	1/19	@ Detroit	L	106-107	27-14	Moncrief, 31	Tripucka, 24	11,101
42	1/21	Washington	W	111-104	28-14	Ma. Johnson, 35	Ballard, 23	10,845
43	1/23	Philadelphia	W	107-96	29-14	Moncrief, 30	Malone/Toney, 21	11,052*
44	1/25	@ San Diego	W	115-102	30-14	Ma. Johnson, 33	Cummings, 25	5,063
45	1/26	@ Los Angeles	L	113-115	30-15	Ma. Johnson, 30	Abdul-Jabbar, 29	17,505
46	1/29	@ Golden State	L	102-110	30-16	Moncrief, 29	Short, 32	11,671
47	2/1	@ Portland	W	115-99	31-16	Moncrief, 33	Natt, 22	12,666
48	2/2	@ Seattle	L	114-117	31-17	Moncrief, 34	Thompson, 22	10,158
49	2/4	@ Utah	W	122-110	32-17	Ma. Johnson, 27	Drew, 33	8,577
50	2/9	@ Cleveland	L	94-104	32-18	Moncrief, 28	Free, 32	2,088
51	2/10	Portland	W	102-92	33-18	Moncrief, 28	Paxson, 22	9,765
52	2/16	Detroit	W	126-121 (OT)	34-18	Ma. Johnson, 39	Tripucka, 27	11,052*
53	2/18	Indiana	W	121-95	35-18	Ma. Johnson, 20	Knight/Schoene, 14	11,052*
54	2/20	New Jersey	W	109-108	36-18	Moncrief, 31	Birdsong, 20	11,052*
55	2/22	@ Phoenix	L	105-112	36-19	Bridgeman, 20	Davis, 29	12,908
56	2/24	@ Houston	W	114-103	37-19	Moncrief, 42	Bailey, 26	7,365
57	2/26	@ San Antonio	W	107-104	38-19	Moncrief, 34	Gervin, 22	12,439
58	3/1	@ Washington	W	101-99	39-19	Moncrief, 33	Ruland, 25	6,781
59	3/2	Los Angeles	L	117-127	39-20	Lister, 27	E. Johnson, 34	11,052*
60	3/4	@ Dallas	W	108-102	40-20	Moncrief, 31	Aguirre, 35	17,134
61	3/5	@ Denver	L	120-126	40-21	Ford, 21	Vandeweghe, 36	17,065
62	3/9	Atlanta	W	109-100	41-21	Moncrief, 39	Glenn, 18	10,897
63	3/11	Kansas City	W	108-100	42-21	Ma. Johnson, 27	E. Johnson, 30	11,052*
64	3/13	Cleveland	W	117-83	43-21	Moncrief, 15	Free, 19	10,035
65	3/16	New York	L	93-105	43-22	Moncrief, 19	King/Williams, 15	9,584
66	3/18	@ Detroit	L	99-103 (OT)	43-23	Ma. Johnson, 23	Tripucka, 29	18,057
67	3/19	Philadelphia	L	97-105	43-24	Winters, 20	Malone, 31	11,052*
68	3/20	New Jersey	W	107-92	44-24	Winters, 30	King, 26	9,565
69	3/22	Boston	W	116-108	45-24	Ma. Johnson, 29	Bird, 20	11,052*
70	3/23	@ Philadelphia	L	101-104 (OT)	45-25	Ma. Johnson, 24	Malone, 25	17,842
71	3/25	Washington	L	96-97	45-26	Ma. Johnson/Winters, 17	Sobers, 29	10,903
72	3/26	@ New York	W	89-81	46-26	Pressey, 23	King, 21	13,059
73	3/29	@ Washington	L	81-94	46-27	Moncrief, 16	F. Johnson/Ruland, 24	6,957
74	4/1	@ Boston	L	83-97	46-28	Moncrief, 17	Parish, 20	15,320
75	4/2	@ New Jersey	W	105-103	47-28	Moncrief, 24	Richardson, 27	14,187
76	4/5	Philadelphia	L	108-116	47-29	Bridgeman, 31	Malone, 34	11,052*
77	4/7	@ Cleveland	W	100-87	48-29	Moncrief, 21	Hubbard, 16	2,441
78	4/9	@ Chicago	W	115-104	49-29	Moncrief, 27	Corzine, 23	4,924
79	4/10	Chicago	W	121-91	50-29	Ma. Johnson, 28	Higgins, 17	10,185
80	4/13	@ Indiana	L	90-113	50-30	Moncrief/Winters, 17	Knight, 21	3,388
81	4/14	Washington	W	97-90	51-30	Ma. Johnson, 26	Ruland, 26	10,202
82	4/16	@ Atlanta	L	79-96	51-31	Ma. Johnson, 27	Glenn, 25	9,101

\* denotes sellout

GENERAL  
INFO

FRONT  
OFFICE

PLAYERS

2012-13  
SEASON

STATS &  
RECORDS

HISTORY

NBA

OPPONENTS

MEDIA

# 1983-84 MILWAUKEE BUCKS



**BACK ROW:** Assistant Coach Mike Schuler, Harvey Catchings, Bob Lanier, Randy Breuer, Alton Lister, Paul Mokeski, Marques Johnson, Assistant Coach Garry St. Jean. **FRONT ROW:** Head Coach Don Nelson, Lorenzo Romar, Sidney Moncrief, Kevin Grevey, Junior Bridgeman, Paul Pressey, Nate Archibald, Trainer Jeff Snedeker.

## REGULAR SEASON (50-32) - 1ST, CENTRAL DIVISION - PLAYOFFS (8-8)

PLAYER	G-GS	MIN	FG-FGA	PCT	3FG-FA	PCT	FT-FTA	PCT	OR	DR	TR	AST	PF-DQ	STL	BLK	PTS	AVG
Moncrief	79-79	3075	560-1125	.498	5-18	.278	529-624	.848	215	313	528	358	204-2	108	27	1654	20.9
Johnson	74-74	2715	646-1288	.502	2-13	.154	241-340	.709	173	307	480	315	194-1	115	45	1535	20.7
Bridgeman	81-10	2431	509-1094	.465	6-31	.194	196-243	.807	80	252	332	265	224-2	53	14	1220	15.1
Lanier	72-72	2007	392-685	.572	0-3	.000	194-274	.708	141	314	455	186	228-8	58	51	978	13.6
Dunleavy	17-12	404	70-127	.551	19-45	.422	32-40	.800	6	22	28	78	51-0	12	1	191	11.2
Pressey	81-18	1730	276-528	.523	2-9	.222	120-200	.600	102	180	282	252	241-6	86	50	674	8.3
Lister	82-72	1955	256-512	.500	0-0	—	114-182	.626	156	447	603	110	327-11	41	140	626	7.6
Archibald	46-46	1038	136-279	.487	4-18	.222	64-101	.634	16	60	76	160	78-0	33	0	340	7.4
Grevey	64-3	923	178-395	.451	15-53	.283	75-84	.893	30	51	81	75	95-0	27	4	446	7.0
Romar (TOT)	68-9	1022	161-351	.459	4-33	.121	67-94	.713	21	72	93	193	77-0	55	8	393	5.8
Romar (MIL)	65-9	1007	159-346	.460	4-32	.125	65-90	.722	21	71	92	192	76-0	55	8	387	6.0
Criss	6-0	107	11-30	.367	1-6	.167	7-11	.636	2	7	9	17	7-0	5	0	30	5.0
Mokeski	68-4	838	102-213	.479	1-3	.333	50-72	.694	51	115	166	44	168-1	11	29	255	3.8
Breuer	57-8	472	68-177	.384	0-0	—	32-46	.696	48	61	109	17	98-1	11	38	168	2.9
Catchings	69-3	1156	61-153	.399	0-1	.000	22-42	.524	89	182	271	43	172-3	25	81	144	2.1
White	8-0	45	7-17	.412	0-0	—	2-5	.400	5	3	8	1	3-0	2	1	16	2.0
Townes	2-0	2	1-1	1.000	0-0	—	0-0	—	0	0	0	0	1-0	0	0	2	1.0
<b>BUCKS</b>	<b>82</b>	<b>19905</b>	<b>3432-6970</b>	<b>.492</b>	<b>59-232</b>	<b>.254</b>	<b>1743-2354</b>	<b>.740</b>	<b>1135</b>	<b>2385</b>	<b>3520</b>	<b>2113</b>	<b>2167-35</b>	<b>642</b>	<b>489</b>	<b>8666</b>	<b>105.7</b>

### HIGHLIGHTS:

- For the fifth consecutive season, the Bucks won their division, while making the NBA's final four for the second straight year.
- The Bucks led the league in defense, allowing just 101.5 ppg while also leading the league in defensive FG% (.456).
- Junior Bridgeman moved into the top spot on the Bucks all-time games played list.
- Marques Johnson scored his 10,000th point in front of a national CBS audience.
- Moncrief set the Bucks mark for free throws in a season, 529.
- Bucks set a team single playoff game mark of 55 free throw attempts at New Jersey May 3, 1984 (42 FTM).

### PLAYOFF RECORD:

- Beat Atlanta, First Round, 3-2
- Beat New Jersey, Conference Semifinals, 4-2
- Lost to Boston, Conference Finals, 1-4

### HONORS:

- Sidney Moncrief – NBA All-Star Team, NBA Defensive Player of the Year, All-NBA Second Team and NBA All-Defensive Team

# 1983-84 MILWAUKEE BUCKS

## REGULAR SEASON DAY-BY-DAY

Gm	Date	Opponent	W-L	Score	Record	Bucks High Scorer	Opp. High Scorer	Atten.
1	10/28	Indiana	W	104-83	1-0	Johnson, 24	Kellogg, 21	10,321
2	11/1	@ Detroit	L	93-106	1-1	Johnson, 23	Tripucka, 39	7,257
3	11/2	@ Boston	L	105-119	1-2	Moncrief, 28	Bird, 27	14,890
4	11/4	@ Philadelphia	W	104-94	2-2	Johnson, 34	Malone, 19	13,245
5	11/6	Atlanta	W	97-84	3-2	Moncrief, 27	Glen, 16	9,316
6	11/8	@ New York	W	97-90	4-2	Moncrief, 35	King, 22	10,108
7	11/9	Kansas City	W	95-93	5-2	Moncrief, 29	Drew, 26	9,285
8	11/11	@ New Jersey	L	103-107	5-3	Bridgeman, 30	King, 18	10,051
9	11/13	Seattle	W	108-107	6-3	Moncrief, 30	Chambers, 24	9,047
10	11/15	@ Los Angeles	L	97-126	6-4	Johnson, 21	Wilkes, 17	14,557
11	11/17	@ San Diego	L	122-141	6-5	Bridgeman, 28	Kelser, 35	7,330
12	11/18	@ Phoenix	W	109-94	7-5	Moncrief, 30	Lucas, 25	12,066
13	11/19	@ Denver	L	126-133	7-6	Moncrief, 43	English, 32	10,852
14	11/23	Golden State	W	118-94	8-6	Moncrief, 29	Carroll, 26	8,795
15	11/26	Washington	W	109-92	9-6	Johnson, 22	Malone, 21	10,597
16	11/29	@ Washington	W	94-88	10-6	Johnson, 28	Ruland, 18	6,529
17	11/30	Denver	W	139-122	11-6	Moncrief, 25	Vandeweghe, 26	9,526
18	12/2	New Jersey	W	122-107	12-6	Bridgeman, 30	Williams, 27	10,595
19	12/7	Houston	W	103-101	13-6	Moncrief, 22	Lloyd, 26	9,897
20	12/9	@ Cleveland	W	96-83	14-6	Moncrief, 27	Hubbard, 17	3,487
21	12/11	Philadelphia	L	87-97	14-7	Moncrief, 26	Erving/Toney, 24	11,052*
22	12/13	@ Chicago	L	88-96	14-8	Moncrief, 22	Dailey, 25	4,822
23	12/14	@ Philadelphia	L	93-115	14-9	Johnson, 34	Erving, 29	14,284
24	12/16	Dallas	W	110-105	15-9	Lanier, 25	Aguirre, 30	9,876
25	12/17	@ New York	L	96-102	15-10	Moncrief, 27	Williams, 23	11,186
26	12/22	Chicago	L	99-116	15-11	Moncrief, 29	Dailey, 26	10,182
27	12/23	@ Cleveland	W	89-83	16-11	Bridgeman, 23	Free/Hubbard, 17	4,245
28	12/27	@ Indiana	L	104-115	16-12	Moncrief, 26	Stipanovich, 24	12,074
29	12/28	@ New Jersey	W	89-85	17-12	Moncrief, 21	King, 20	13,112
30	12/30	Portland	W	93-88	18-12	Lanier, 22	Thompson, 17	10,513
31	1/3	Cleveland	W	104-92	19-12	Moncrief, 24	Free, 20	8,910
32	1/5	Philadelphia	L	102-103 (OT)	19-13	Bridgeman, 31	Malone, 28	11,052*
33	1/6	@ Atlanta	L	87-91	19-14	Bridgeman, 23	Wilkins, 24	6,478
34	1/8	Detroit	L	100-111	19-15	Moncrief, 24	Thomas, 29	10,859
35	1/10	Cleveland	L	104-116	19-16	Moncrief, 28	Free, 34	8,874
36	1/13	New York	W	103-101	20-16	Bridgeman, 21	Cartwright, 28	10,025
37	1/15	Boston	W	106-87	21-16	Johnson, 24	Ainge, 18	11,052*
38	1/17	@ Indiana	W	112-92	22-16	Johnson, 25	Stipanovich, 17	8,741
39	1/18	Atlanta	W	99-90	23-16	Johnson, 31	Wilkins, 23	10,229
40	1/20	Washington	W	133-103	24-16	Johnson, 26	Ballard, 20	9,285
41	1/22	@ Boston	L	98-109	24-17	Johnson, 26	Parish, 22	14,890
42	1/24	@ Washington	L	117-123 (2OT)	24-18	Moncrief, 27	Sobers, 29	6,408
43	1/25	@ Atlanta	L	105-109	24-19	Johnson, 30	Roundfield, 20	7,142
44	1/31	@ Golden State	W	123-109 (OT)	25-19	Moncrief, 31	Short, 31	12,095
45	2/1	@ Seattle	L	98-99	25-20	Grevey, 25	Williams, 26	10,073
46	2/3	@ Portland	L	110-116	25-21	Johnson, 24	Natt, 32	12,666
47	2/4	@ Utah	L	102-116	25-22	Moncrief, 31	Dantley, 36	12,690
48	2/7	@ Kansas City	W	112-110 (OT)	26-22	Bridgeman/Johnson 23	Woodson, 19	6,141
49	2/8	New York	W	113-103	27-22	Johnson, 29	King, 35	9,485
50	2/10	San Antonio	L	127-132	27-23	Moncrief, 27	Lucas, 29	10,489
51	2/12	San Diego	W	107-100	28-23	Moncrief, 38	Cummings, 23	10,065
52	2/14	Phoenix	W	92-83	29-23	Moncrief, 23	Davis, 14	8,958
53	2/15	@ Indiana	W	107-91	30-23	Moncrief, 24	Kellogg, 23	8,197
54	2/17	Utah	W	105-91	31-23	Johnson, 22	Dantley, 26	11,052*
55	2/19	@ Chicago	W	113-103	32-23	Moncrief, 26	Greenwood, 20	4,684
56	2/21	@ Houston	L	102-119	32-24	Pressey, 16	Leavell, 25	11,642
57	2/24	@ Dallas	W	95-88	33-24	Moncrief, 18	Blackman, 27	17,007
58	2/25	@ San Antonio	W	130-119	34-24	Johnson, 25	Banks, 20	9,670
59	2/29	Chicago	W	112-83	35-24	Bridgeman, 25	Dailey/Greenwood, 14	9,021
60	3/2	@ Washington	W	98-78	36-24	Johnson, 24	Malone/Ruland, 17	8,643
61	3/3	@ New York	W	111-106	37-24	Moncrief, 33	King, 27	17,762
62	3/6	@ Atlanta	W	109-104 (OT)	38-24	Moncrief, 25	Roundfield, 22	6,275
63	3/7	New Jersey	L	100-106	38-25	Lanier, 24	King, 20	9,975
64	3/9	Boston	L	128-129 (2OT)	38-26	Johnson, 36	Bird, 30	11,052*
65	3/11	Atlanta	L	84-108	38-27	Johnson, 31	Wilkins, 29	10,962
66	3/13	Detroit	W	116-95	39-27	Moncrief, 27	Tripucka, 18	11,052*
67	3/14	@ Philadelphia	L	91-92	39-28	Johnson, 24	Malone, 27	16,256
68	3/16	@ Boston	L	99-109	39-29	Johnson, 26	Bird, 28	14,890
69	3/18	Washington	W	109-101	40-29	Johnson, 25	Ballard, 25	9,116
70	3/20	Los Angeles	L	95-99	40-30	Johnson, 16	Abdul-Jabbar, 22	11,052*
71	3/21	@ New Jersey	W	102-95	41-30	Johnson, 23	Richardson, 23	15,252
72	3/24	Indiana	W	106-92	42-30	Johnson, 29	Stipanovich, 18	11,052*
73	3/28	Cleveland	W	130-98	43-30	Johnson, 21	Garris, 20	9,187
74	3/30	Chicago	W	119-86	44-30	Pressey, 20	Woolridge, 20	9,846
75	3/31	@ Detroit	L	105-107	44-31	Johnson, 25	Laimbeer, 27	35,407
76	4/3	New Jersey	W	109-92	45-31	Johnson, 30	Birdsong, 20	9,397
77	4/5	Philadelphia	W	113-103	46-31	Johnson/Lanier, 18	Toney, 29	11,052*
78	4/7	Detroit	W	110-92	47-31	Moncrief, 21	Thomas, 17	11,052*
79	4/10	Boston	L	95-96	47-32	Bridgeman, 18	Parish, 22	10,795
80	4/11	@ Cleveland	W	108-95	48-32	Dunleavy/Johnson 17	Free, 21	3,412
81	4/13	@ Chicago	W	109-85	49-32	Johnson, 18	Woolridge, 20	4,042
82	4/14	Indiana	W	104-92	50-32	Bridgeman, 29	Williams, 18	10,302

\* denotes sellout

GENERAL  
INFO

FRONT  
OFFICE

PLAYERS

2012-13  
SEASON

STATS &  
RECORDS

HISTORY

NBA

OPPONENTS

MEDIA

# 1984-85 MILWAUKEE BUCKS



**BACK ROW:** David Thirdkill, Charles Davis, Terry Cummings, Randy Breuer, Paul Mokeski, Alton Lister, Kenny Fields, Paul Thompson. **FRONT ROW:** Head Coach Don Nelson, Assistant Coach Mike Schulz, Sidney Moncrief, Kevin Grevey, Paul Pressey, Ricky Pierce, Craig Hodges, Trainer Jeff Sneider, Assistant Coach Garry St. Jean. **NOT PICTURED:** Mike Dunleavy.

## REGULAR SEASON (59-23) - 1ST, CENTRAL DIVISION - PLAYOFFS (3-5)

PLAYER	G-GS	MIN	FG-FGA	PCT	3FG-FA	PCT	FT-FTA	PCT	OR	DR	TR	AST	PF-DQ	STL	BLK	PTS	AVG
Cummings	79-78	2722	759-1532	.495	0-1	.000	343-463	.741	244	472	716	228	264-4	117	67	1861	23.6
Moncrief	73-72	2734	561-1162	.483	9-33	.273	454-548	.828	149	242	391	382	197-1	117	39	1585	21.7
Pressey	80-80	2876	480-928	.517	7-20	.350	317-418	.758	149	280	429	543	258-4	129	56	1284	16.1
Hodges	82-63	2496	359-733	.490	47-135	.348	106-130	.815	74	112	186	349	262-8	96	1	871	10.6
Lister	81-80	2091	322-598	.538	0-1	.000	154-262	.588	219	428	647	127	287-5	49	167	798	9.9
Pierce	44-3	882	165-307	.537	1-4	.250	102-124	.823	49	68	117	94	117-0	34	5	433	9.8
Thompson (TOT)	49-27	942	189-459	.412	6-30	.200	69-87	.793	57	101	158	78	119-1	56	25	453	9.2
Thompson (MIL)	16-0	227	41-105	.390	0-7	.000	24-34	.706	21	21	42	20	42-0	15	5	106	6.6
Dunleavy	19-19	433	64-135	.474	16-47	.340	25-29	.862	6	25	31	85	55-1	15	3	169	8.9
Mokeski	79-6	1586	205-429	.478	0-2	.000	81-116	.698	107	303	410	99	266-6	28	35	491	6.2
Grevey	78-6	1182	190-424	.448	8-33	.242	88-107	.822	27	76	103	94	85-1	30	2	476	6.1
Davis (TOT)	61-2	774	153-356	.430	1-10	.100	51-62	.823	59	94	153	51	113-1	22	5	358	5.9
Davis (MIL)	57-2	746	151-346	.436	1-10	.100	48-58	.828	57	92	149	50	110-1	21	5	351	6.2
Breuer	78-0	1083	162-317	.511	0-0	---	89-127	.701	92	164	256	40	179-4	21	82	413	5.3
Fields	51-1	535	84-191	.440	0-0	---	27-36	.750	41	43	84	38	84-2	9	10	195	3.8
Micheaux	18-0	171	17-35	.486	0-0	---	12-17	.706	18	26	44	13	26-0	8	7	46	2.6
West	1-0	6	0-1	.000	0-0	---	2-2	1.000	1	0	1	0	4-0	0	1	2	2.0
Engler (TOT)	11-0	82	8-20	.400	0-0	---	5-9	.556	12	18	30	0	5-0	2	5	21	1.9
Engler (MIL)	1-0	3	0-2	.000	0-0	---	0-0	---	1	0	1	0	0-0	0	1	0	0.0
Thirdkill	6-0	16	3-4	.750	0-0	---	1-2	.500	1	1	2	0	1-0	0	0	7	1.2
Romar	4-0	16	1-8	.125	0-1	.000	0-0	---	0	0	0	2	2-0	0	0	2	0.5
<b>BUCKS</b>	<b>82</b>	<b>19805</b>	<b>3564-7257</b>	<b>.491</b>	<b>89-294</b>	<b>.303</b>	<b>1873-2473</b>	<b>.757</b>	<b>1256</b>	<b>2353</b>	<b>3609</b>	<b>2164</b>	<b>2239-37</b>	<b>689</b>	<b>486</b>	<b>9090</b>	<b>110.9</b>

### HIGHLIGHTS:

- A Sept. 29, 1984, trade netted Terry Cummings, Ricky Pierce and Craig Hodges in exchange for Marques Johnson, Junior Bridgeman, Harvey Catchings and cash.
- On Dec. 6, 1984, the Bucks retired #16 of center Bob Lanier.
- For the fifth straight campaign, the Bucks notched 50 victories, averaging 55 wins over that five-year span.
- Led by Sidney Moncrief and Paul Pressey, the Milwaukee defense led the league for the second time in a row, allowing only 104 ppG.
- The Bucks set a new club standard for home wins, recording a stellar 36-5 mark.
- Pressey tied the Bucks single playoff game mark with 16 assists vs. Philadelphia on April 30, 1985, and May 7, 1985.
- On March 1, 1985, the sale of the Milwaukee Bucks to Herb Kohl from Jim Fitzgerald was finalized. Four days later, Jane and Lloyd Pettit announced they would donate \$30-40 million to build a new arena.

### PLAYOFF RECORD:

- Beat Chicago, First Round, 3-1
- Lost to Philadelphia, Conference Semifinals, 0-4

### HONORS:

- Sidney Moncrief - NBA All-Star Team, NBA All-Defensive Team, and All-NBA Second Team
- Terry Cummings - NBA All-Star Team and All-NBA Second Team
- Paul Pressey - NBA All-Defensive Team
- Don Nelson - NBA Coach of the Year

# 1984-85 MILWAUKEE BUCKS

## REGULAR SEASON DAY-BY-DAY

Gm	Date	Opponent	W-L	Score	Record	Bucks High Scorer	Opp. High Scorer	Atten.
1	10/27	Chicago	W	108-106	1-0	Cummings, 34	Woolridge, 29	11,052*
2	10/29	@ Chicago	L	110-116	1-1	Moncrief, 28	Jordan, 37	9,356
3	10/31	Washington	W	105-79	2-1	Moncrief, 18	Gus Williams, 20	7,705
4	11/2	@ Washington	W	102-96	3-1	Cummings, 25	Gus Williams, 37	7,102
5	11/3	Cleveland	W	117-88	4-1	Cummings, 21	Free, 21	10,012
6	11/7	Atlanta	W	103-99	5-1	Pressey, 26	Johnson, 21	8,429
7	11/9	Indiana	W	122-105	6-1	Moncrief, 31	Brown, 21	9,121
8	11/10	@ Detroit	L	100-104	6-2	Moncrief, 29	Triputka, 20	21,172
9	11/13	@ Atlanta	W	110-99	7-2	Moncrief, 27	Wilkins, 21	6,371
10	11/15	@ L.A. Clippers	W	103-90	8-2	Cummings/Moncrief, 23	Smith/White, 15	7,235
11	11/16	@ Phoenix	L	106-118	8-3	Grevey, 16	Foster, 24	12,988
12	11/18	@ L.A. Lakers	L	89-96	8-4	Cummings, 29	Worthy, 24	12,768
13	11/20	@ Dallas	L	108-109	8-5	Moncrief, 33	Aguires, 24	16,511
14	11/21	Chicago	W	108-98	9-5	Pressey, 27	Jordan, 35	11,052*
15	11/24	Golden State	W	103-97	10-5	Pressey, 21	Short, 35	10,656
16	11/27	@ Indiana	L	105-126	10-6	Cummings, 28	Williams, 32	7,550
17	11/28	@ Atlanta	L	83-95	10-7	Micheaux, 16	Wilkins, 17	2,172
18	11/30	New York	W	110-100	11-7	Lister, 30	P. Cummings, 21	9,975
19	12/1	@ Washington	L	97-100	11-8	Cummings, 26	Robinson, 20	7,524
20	12/5	@ Philadelphia	L	111-112	11-9	Cummings, 22	Malone, 27	9,147
21	12/6	Detroit	W	114-99	12-9	Cummings/Moncrief, 27	Laimbeer, 20	9,925
22	12/8	Indiana	W	99-96	13-9	Moncrief, 21	Williams, 26	9,289
23	12/11	@ Cleveland	W	120-106	14-9	Moncrief, 30	Hinson, 27	3,574
24	12/12	@ New Jersey	L	109-116	14-10	Cummings, 25	Williams, 28	10,936
25	12/14	Philadelphia	L	111-115	14-11	Cummings, 37	Erving, 32	11,052*
26	12/16	Utah	W	115-102	15-11	Cummings, 29	Dantley, 42	8,615
27	12/18	Dallas	W	110-96	16-11	Cummings, 29	Blackman, 24	8,671
28	12/19	@ Boston	W	107-92	17-11	Cummings, 29	Bird/Johnson, 18	14,890
29	12/21	@ Philadelphia	W	104-101	18-11	Moncrief, 35	Malone, 27	13,556
30	12/22	San Antonio	W	101-90	19-11	Cummings, 29	Mitchell, 23	9,587
31	12/26	Houston	W	97-87	20-11	Moncrief, 23	Olajuwon, 21	11,052*
32	12/29	@ Cleveland	W	115-102	21-11	Cummings, 27	Thompson, 18	6,108
33	12/30	Boston	W	114-98	22-11	Moncrief, 27	Bird/McHale, 24	11,052*
34	1/3	L.A. Clippers	W	111-87	23-11	Moncrief, 21	Ma. Johnson, 21	11,052*
35	1/4	@ Chicago	L	101-106	23-12	Moncrief, 29	Dailey, 26	13,357
36	1/5	Philadelphia	L	106-110	23-13	Cummings/Moncrief, 27	Erving, 24	11,052*
37	1/8	Washington	L	95-99	23-14	Moncrief, 34	Ballard, 20	9,247
38	1/9	@ Indiana	W	106-105	24-14	Cummings, 30	Stipanovich, 30	6,574
39	1/11	Cleveland	W	130-117	25-14	Moncrief, 35	Hinson/Free, 26	9,775
40	1/13	Denver	W	140-116	26-14	3 players, 21	English, 24	10,995
41	1/15	L.A. Lakers	W	115-104	27-14	Cummings, 39	E. Johnson, 32	11,052*
42	1/18	New Jersey	W	102-93	28-14	Pressey, 29	King, 25	10,857
43	1/24	@ Kansas City	W	120-119	29-14	Cummings, 34	Thorpe, 22	6,228
44	1/26	@ Houston	W	105-102	30-14	Cummings, 28	Sampson, 19	16,016
45	1/27	@ San Antonio	W	106-93	31-14	Cummings, 30	Mitchell, 35	9,511
46	1/29	@ Golden State	W	108-101	32-14	Moncrief, 30	Mi. Johnson, 22	7,060
47	2/1	@ Seattle	W	109-91	33-14	Cummings, 32	Chambers, 22	7,830
48	2/2	@ Portland	W	105-95	34-14	Pressey, 22	Thompson, 26	12,666
49	2/4	Detroit	L	111-113 (OT)	34-15	Pressey, 27	Laimbeer, 32	11,052*
50	2/6	@ New Jersey	L	93-106	34-16	Pressey, 18	Richardson, 25	11,378
51	2/7	Atlanta	L	91-94 (OT)	34-17	Cummings, 19	Wilkins, 22	10,783
52	2/12	New Jersey	W	111-103	35-17	Moncrief, 32	B. Williams, 22	9,927
53	2/14	@ Indiana	W	132-128 (OT)	36-17	Moncrief, 29	Kellogg, 31	11,188
54	2/17	Chicago	W	125-105	37-17	Moncrief, 21	Jordan, 26	11,052*
55	2/19	@ New York	W	129-118	38-17	Moncrief, 30	Walker, 31	9,010
56	2/20	@ Detroit	W	113-112	39-17	Pressey, 24	Johnson, 23	20,542
57	2/23	@ Cleveland	L	106-128	39-18	Moncrief, 22	Davis, 23	7,843
58	2/26	Philadelphia	W	116-97	40-18	Cummings, 27	Toney, 21	11,052*
59	2/27	@ Utah	W	119-100	41-18	Cummings, 30	Griffith, 28	9,042
60	3/2	@ Denver	L	122-123	41-19	Cummings, 33	English, 35	17,022
61	3/5	Seattle	W	102-87	42-19	Cummings, 23	Sobers, 16	10,897
62	3/8	Kansas City	W	127-114	43-19	Moncrief, 25	Woodson, 23	11,052*
63	3/10	Portland	W	110-94	44-19	Moncrief, 27	Bowie, 20	10,108
64	3/11	@ Atlanta	W	121-115	45-19	Cummings/Moncrief, 26	Wilkins, 24	6,612
65	3/13	Cleveland	W	128-93	46-19	Cummings, 26	Hubbard/Free, 20	9,865
66	3/16	Phoenix	W	125-96	47-19	Breuer, 18	C. Jones, 19	11,052*
67	3/17	@ Chicago	L	117-119 (OT)	47-20	Cummings/Moncrief, 28	Jordan, 32	16,022
68	3/19	New Jersey	W	130-111	48-20	Cummings, 24	Williams/Ransley, 20	10,929
69	3/20	@ Boston	L	105-107	48-21	Cummings, 26	McHale, 28	14,890
70	3/22	@ Philadelphia	W	131-112	49-21	Davis, 23	Malone, 22	16,114
71	3/23	Indiana	W	140-129	50-21	Cummings, 31	Kellogg, 37	11,052*
72	3/25	New York	W	126-106	51-21	Moncrief, 23	Grunfeld, 30	9,386
73	3/26	@ Washington	W	107-96	52-21	Pressey, 21	Gus Williams, 27	5,116
74	3/28	@ New York	W	121-116	53-21	Pressey, 25	Grunfeld, 19	9,506
75	3/30	Atlanta	W	106-95	54-21	Grevey, 19	Wilkins, 22	11,052*
76	4/2	Boston	W	109-103	55-21	3 players, 18	McHale, 25	11,052*
77	4/4	Detroit	W	130-121	56-21	Cummings, 29	Triputka, 32	11,052*
78	4/6	@ New Jersey	L	104-108	56-22	Moncrief, 25	Williams/Richardson, 22	14,574
79	4/7	@ Detroit	L	91-113	56-23	Pierce, 16	Tyler, 20	16,153
80	4/10	Washington	W	106-97	57-23	Moncrief, 27	Ballard, 26	10,117
81	4/12	@ Boston	W	115-113 (OT)	58-23	Moncrief, 26	Bird, 47	14,890
82	4/13	New York	W	88-84	59-23	Lister, 18	Walker, 29	10,169

\* denotes sellout

GENERAL  
INFO

FRONT  
OFFICE

PLAYERS

2012-13  
SEASON

STATS &  
RECORDS

HISTORY

NBA

OPPONENTS

MEDIA

# 1985-86 MILWAUKEE BUCKS



**BACK ROW:** Charles Davis, Jerry Reynolds, Terry Cummings, Randy Breuer, Paul Mokeski, Alton Lister, Kenny Fields, Paul Pressey. **FRONT ROW:** Head Coach Don Nelson, Assistant Coach Mike Schuler, Mike Glenn, Sidney Moncrief, Ricky Pierce, Craig Hodges, Trainer Jeff Snedeker, Assistant Coach Garry St. Jean. **NOT PICTURED:** Earl Jones, Derrick Rowland.

## REGULAR SEASON (57-25) - 1ST, CENTRAL DIVISION - PLAYOFFS (7-7)

PLAYER	G-GS	MIN	FG-FGA	PCT	3FG-FA	PCT	FT-FTA	PCT	OR	DR	TR	AST	PF-DQ	STL	BLK	PTS	AVG
Moncrief	73-72	2567	470-962	.489	33-103	.320	498-580	.859	115	219	334	357	178-1	103	18	1471	20.2
Cummings	82-82	2669	681-1438	.474	0-2	.000	265-404	.656	222	472	694	193	283-4	121	51	1627	19.8
Pressey	80-80	2704	411-843	.488	8-44	.182	316-392	.806	127	272	399	623	247-4	168	71	1146	14.3
Pierce	81-8	2147	429-798	.538	3-23	.130	266-310	.858	94	137	231	177	252-6	83	6	1127	13.9
Hodges	66-66	1739	284-568	.500	73-162	.451	75-86	.872	39	78	117	229	157-3	74	2	716	10.8
Lister	81-19	1812	318-577	.551	0-2	.000	160-266	.602	199	393	592	101	300-8	49	142	796	9.8
Breuer	82-63	1792	272-570	.477	0-1	.000	141-198	.712	159	299	458	114	214-2	50	116	685	8.4
Davis	57-7	873	188-397	.474	3-24	.125	61-75	.813	60	110	170	55	113-1	26	7	440	7.7
Fields	78-3	1120	204-398	.513	0-4	.000	91-132	.689	59	144	203	79	170-3	51	15	499	6.4
Lamp	44-1	701	109-243	.449	3-13	.231	55-64	.859	34	87	121	64	88-1	20	3	276	6.3
Glenn	38-1	573	94-190	.495	0-0	—	47-49	.959	4	53	57	39	42-0	9	3	235	6.2
Reynolds	55-8	508	72-162	.444	1-2	.500	58-104	.558	37	43	80	86	57-0	43	19	203	3.7
Mokeski	45-0	521	59-139	.424	0-0	—	25-34	.735	36	103	139	30	92-1	6	6	143	3.2
Warrick	5-0	27	4-10	.400	1-2	.500	1-1	1.000	0	3	3	6	3-0	2	0	10	2.0
Rowland	2-0	9	1-3	.333	0-0	—	1-2	.500	0	1	1	1	1-0	0	0	3	1.5
Jones	12-0	43	5-12	.417	0-0	—	3-4	.750	4	6	10	4	13-0	0	1	13	1.1
<b>BUCKS</b>	<b>82</b>	<b>19805</b>	<b>3601-7310</b>	<b>.493</b>	<b>125-382</b>	<b>.327</b>	<b>2063-2701</b>	<b>.764</b>	<b>1189</b>	<b>2420</b>	<b>3609</b>	<b>2158</b>	<b>2210-34</b>	<b>805</b>	<b>460</b>	<b>9390</b>	<b>114.5</b>

### HIGHLIGHTS:

- The Bucks notched their sixth straight Central Division title and seventh straight division crown.
- Milwaukee set team records for free throws made (2,063) and attempted (2,701) in a season.
- The Bucks set a single-game record for field goal percentage, scorching the nets at .667 in a rout of Sacramento, 140-82, on December 15, 1985.
- Craig Hodges set Bucks records for 3-point FGM (73) and 3-point FGA (162) for a season (both records have since been broken).
- The Bucks advanced to the Eastern Conference Finals for the third time in four years.
- Paul Pressey set the Bucks single game playoff record for FTM (15) and FTA (17) vs. Philadelphia May 7, 1986.
- Craig Hodges snared eight steals at Philadelphia (May 9, 1986) setting the Bucks single game playoff record. The Bucks recorded 19 steals to set a new team record.

### PLAYOFF RECORD:

- Beat New Jersey, First Round, 3-0
- Beat Philadelphia, Conference Semifinals, 4-3
- Lost to Boston, Conference Finals, 0-4

### HONORS:

- Sidney Moncrief - NBA All-Star Team, All-NBA Second Team and NBA All-Defensive Team
- Paul Pressey - NBA All-Defensive Team

# 1985-86 MILWAUKEE BUCKS

## REGULAR SEASON DAY-BY-DAY

Gm	Date	Opponent	W-L	Score	Record	Bucks High Scorer	Opp. High Scorer	Atten.
1	10/25	@ Detroit	L	116-118	0-1	Moncrief, 29	Laimbeer, 28	24,353
2	10/26	Atlanta	W	117-91	1-1	Moncrief, 20	Wilkins, 18	10,237
3	10/29	Philadelphia	W	119-117	2-1	Pressey, 28	Threatt, 24	10,175
4	10/30	@ Boston	L	106-117	2-2	Pierce, 26	McHale, 25	14,890
5	11/2	New Jersey	W	136-113	3-2	Moncrief, 23	Birdsong, 25	11,052*
6	11/3	@ Cleveland	W	120-110	4-2	Cummings, 23	Hinson, 20	7,488
7	11/5	San Antonio	W	126-97	5-2	Pierce, 26	Mitchell, 17	10,107
8	11/7	@ New York	W	92-88	6-2	Moncrief, 21	Ewing, 24	12,862
9	11/9	@ New Jersey	L	123-126	6-3	Moncrief/Pressey, 29	Birdsong/Richardson, 25	10,388
10	11/10	@ Philadelphia	L	97-105	6-4	Moncrief, 28	Malone, 35	10,019
11	11/12	@ Chicago	W	132-103	7-4	Cummings, 26	Woodridge, 30	10,312
12	11/13	Detroit	W	137-118	8-4	Lister/Pierce 22	Tripucca, 32	10,395
13	11/15	Chicago	W	118-103	9-4	Cummings, 22	Woodridge, 21	11,052*
14	11/17	@ Portland	W	117-104	10-4	Cummings, 27	Vandeweghe, 30	12,666
15	11/20	@ Seattle	W	116-106	11-4	Cummings, 28	Chambers, 24	6,599
16	11/21	@ Sacramento	W	131-97	12-4	Breuer/Lister, 19	Johnson, 28	10,333
17	11/23	@ L.A. Clippers	L	112-116	12-5	Moncrief, 24	Johnson, 26	8,215
18	11/24	@ Phoenix	W	140-138 (OT)	13-5	Cummings, 28	Davis, 38	10,916
19	11/27	Atlanta	W	114-96	14-5	Cummings, 19	Johnson, 24	10,879
20	11/29	@ Detroit	L	102-111	14-6	Pierce, 18	Tripucca, 26	26,756
21	11/30	Indiana	W	111-94	15-6	Cummings, 29	Williams, 20	10,781
22	12/3	Boston	L	109-112	15-7	Pressey, 28	McHale, 29	11,052*
23	12/5	@ New York	W	105-95	16-7	Moncrief, 19	Walker, 15	12,047
24	12/6	@ Atlanta	L	93-94	16-8	Moncrief, 23	Wilkins, 29	5,562
25	12/10	Seattle	W	117-98	17-8	Cummings, 19	Chambers/Sobers, 17	9,541
26	12/12	@ Washington	L	108-110 (OT)	17-9	Hodges, 29	3 players, 21	4,643
27	12/13	Cleveland	L	124-128	17-10	Moncrief, 34	Free, 39	11,052*
28	12/15	Sacramento	W	140-82	18-10	Cummings, 21	Theus, 18	10,103
29	12/18	L.A. Lakers	L	105-107	18-11	Cummings, 23	Abdul-Jabbar, 31	11,052*
30	12/20	@ Indiana	L	102-114	18-12	Moncrief, 21	Fleming, 23	8,017
31	12/21	Dallas	W	132-107	19-12	Cummings, 25	Blackman, 27	10,486
32	12/26	Indiana	W	105-87	20-12	Pressey, 22	Williams, 14	11,052*
33	12/28	@ Cleveland	W	114-112 (OT)	21-12	Moncrief, 35	Free, 22	10,711
34	12/30	Detroit	W	121-110	22-12	Moncrief, 26	Thomas, 19	11,052*
35	1/3	@ Washington	W	107-100	23-12	Cummings, 31	Robinson, 26	8,856
36	1/4	New York	W	119-86	24-12	Cummings, 25	Ewing, 21	11,052*
37	1/7	Cleveland	W	110-101	25-12	Pierce, 20	Hinson, 24	11,052*
38	1/8	@ New Jersey	L	99-106	25-13	Moncrief, 25	King, 24	10,472
39	1/10	Portland	W	95-89	26-13	Pierce, 21	Drexler, 26	11,052*
40	1/13	Denver	L	115-119	26-14	Moncrief, 29	English, 42	10,165
41	1/16	Washington	W	114-98	27-14	Cummings, 35	Wood, 25	11,052*
42	1/19	Golden State	W	122-109	28-14	Cummings, 23	Short, 23	10,928
43	1/20	@ Atlanta	L	98-101	28-15	Moncrief/Pressey, 23	Wilkins, 33	9,467
44	1/24	@ Indiana	W	117-92	29-15	Davis, 24	Tisdale, 16	11,202
45	1/25	@ New York	W	104-88	30-15	Moncrief, 24	Ewing/Wilkins, 20	16,547
46	1/27	@ Utah	W	127-103	31-15	Moncrief, 27	Dantley, 31	11,325
47	1/28	@ L.A. Lakers	L	115-125	31-16	Pressey, 24	Abdul-Jabbar, 32	17,505
48	1/30	@ Golden State	W	120-108	32-16	Cummings, 26	Floyd, 30	8,421
49	2/1	@ Denver	L	113-116	32-17	Moncrief, 23	English, 35	14,376
50	2/4	Boston	L	93-112	32-18	Cummings, 24	Bird, 24	11,052*
51	2/6	Chicago	W	117-97	33-18	Pierce, 18	Oakley, 18	11,052*
52	2/12	@ Indiana	W	103-97	34-18	Cummings, 20	Williams, 25	7,565
53	2/13	Utah	W	113-106	35-18	Pressey, 24	Dantley, 27	10,517
54	2/15	New Jersey	W	112-94	36-18	Pierce/Pressey, 18	Williams, 23	11,052*
55	2/17	@ Philadelphia	W	111-106	37-18	Moncrief, 28	Cheeks, 27	14,116
56	2/19	@ Dallas	W	124-107	38-18	Pressey, 26	Blackman, 26	17,007
57	2/20	@ Houston	W	120-113	39-18	Moncrief, 28	Sampson, 24	14,448
58	2/22	@ San Antonio	W	120-115	40-18	Moncrief, 31	Gilmore, 25	10,463
59	2/25	L.A. Clippers	W	114-99	41-18	Cummings, 16	Nixon, 22	11,052*
60	2/28	Washington	W	102-84	42-18	Moncrief, 21	Robinson, 20	11,052*
61	3/2	@ Washington	L	104-125	42-19	Moncrief, 18	Robinson, 27	10,089
62	3/3	New York	W	115-108	43-19	Cummings/Fields, 23	Tucker, 24	10,459
63	3/5	@ New Jersey	W	119-106	44-19	Pierce, 32	King, 27	10,222
64	3/7	Philadelphia	W	125-95	45-19	Davis, 21	McAduo, 20	11,052*
65	3/8	@ Atlanta	L	109-111	45-20	Pressey, 30	Wilkins, 29	15,822
66	3/12	Phoenix	L	126-127 (OT)	45-21	Moncrief, 24	Davis, 32	10,895
67	3/14	Indiana	L	104-114	45-22	Moncrief, 25	Stipanovich, 22	11,052*
68	3/15	@ Chicago	W	125-116 (OT)	46-22	Cummings, 34	Oakley, 35	15,208
69	3/18	Washington	W	116-87	47-22	Davis, 26	Robinson, 29	11,052*
70	3/20	Houston	W	116-106	48-22	Cummings, 25	Sampson, 20	11,052*
71	3/22	Atlanta	W	113-98	49-22	Lister, 18	Wittman, 18	11,052*
72	3/25	New Jersey	W	118-105	50-22	Hodges, 24	King, 34	10,189
73	3/26	@ Boston	L	115-121	50-23	Cummings, 31	Bird, 35	14,890
74	3/28	@ Philadelphia	W	116-94	51-23	Pierce, 31	Barkley/Erving 19	13,074
75	3/29	Detroit	W	130-121	52-23	Moncrief, 31	Tripucca, 30	11,052*
76	4/1	Chicago	W	116-107	53-23	Cummings, 32	Jordan, 28	11,052*
77	4/3	Cleveland	W	114-93	54-23	Davis, 21	Hinson, 21	10,907
78	4/4	@ Detroit	W	115-108	55-23	Cummings, 27	Laimbeer, 25	28,964
79	4/7	@ Chicago	L	101-107	55-24	Reynolds, 17	Jordan, 26	10,249
80	4/8	Boston	L	114-126	55-25	Cummings, 22	Bird, 26	11,052*
81	4/10	@ Cleveland	W	102-101	56-25	Moncrief, 22	Free, 26	6,189
82	4/12	New York	W	116-78	57-25	Hodges, 20	Wilkins, 20	11,052*

\* denotes sellout

GENERAL  
INFO

FRONT  
OFFICE

PLAYERS

2012-13  
SEASON

STATS &  
RECORDS

HISTORY

NBA

OPPONENTS

MEDIA

# 1986-87 MILWAUKEE BUCKS



**BACK ROW:** Dudley Bradley, Terry Cummings, Randy Breuer, Paul Mokeski, Jack Sikma, Jerry Reynolds, Paul Pressey, Ricky Pierce. **FRONT ROW:** Head Coach Don Nelson, Trainer Jeff Snedeker, Craig Hodges, John Lucas, Junior Bridgeman, Sidney Moncrief, Keith Smith, Scott Skiles, Assistant Coach Del Harris.

## REGULAR SEASON (50-32) - 3RD, CENTRAL DIVISION - PLAYOFFS (6-6)

PLAYER	G-GS	MIN	FG-FGA	PCT	3FG-FA	PCT	FT-FTA	PCT	OR	DR	TR	AST	PF-DQ	STL	BLK	PTS	AVG
Cummings	82-77	2770	729-1426	.511	0-3	.000	249-376	.662	214	486	700	229	296-3	129	81	1707	20.8
Pierce	79-31	2505	575-1077	.534	3-28	.107	387-440	.880	117	149	266	144	222-0	64	24	1540	19.5
Lucas	43-40	1358	285-624	.457	46-126	.365	137-174	.787	29	96	125	290	82-0	71	6	753	17.5
Pressey	61-60	2057	294-616	.477	16-55	.291	242-328	.738	98	198	296	441	213-4	110	47	846	13.9
Sikma	82-82	2536	390-842	.463	0-2	.000	265-313	.847	208	614	822	203	328-14	88	90	1045	12.7
Moncrief	39-30	992	158-324	.488	8-31	.258	136-162	.840	57	70	127	121	73-0	27	10	460	11.8
Hodges	78-43	2147	315-682	.462	85-228	.373	131-147	.891	48	92	140	240	189-3	76	7	846	10.8
Breuer	76-10	1467	241-497	.485	0-0	—	118-202	.584	129	221	350	47	229-9	56	61	600	7.9
Reynolds	58-24	963	140-356	.393	6-18	.333	118-184	.641	72	101	173	106	91-0	50	30	404	7.0
Bridgeman	34-4	418	79-171	.462	1-6	.167	16-20	.800	14	38	52	35	50-0	10	2	175	5.1
Collins	6-0	57	10-28	.357	0-0	—	5-7	.714	11	4	15	2	11-0	2	1	25	4.2
Skiles	13-0	205	18-62	.290	3-14	.214	10-12	.833	6	20	26	45	18-0	5	1	49	3.8
Glenn	4-0	34	5-13	.385	0-0	—	5-7	.714	0	2	2	1	3-0	1	0	15	3.8
Smith	42-4	461	57-150	.380	3-9	.333	21-28	.750	13	19	32	43	74-0	25	3	138	3.3
Fields	4-0	22	6-8	.750	0-0	—	1-5	.200	0	2	2	1	3-0	1	0	13	3.3
McDowell	7-0	70	8-17	.471	0-0	—	6-7	.857	9	10	19	2	14-0	2	0	22	3.1
Bradley	68-2	900	76-213	.357	13-50	.260	47-58	.810	31	71	102	66	118-2	105	8	212	3.1
Mokeski	62-3	626	52-129	.403	0-1	.000	46-64	.719	45	93	138	22	126-0	18	13	150	2.4
J. Henderson	6-0	36	4-13	.308	0-0	—	4-4	1.000	2	5	7	0	12-0	1	1	12	2.0
Webster	15-0	102	10-19	.526	1-1	1.000	6-8	.750	12	14	26	3	17-0	3	7	27	1.8
Engler	5-0	48	3-12	.250	0-0	—	1-1	1.000	3	13	16	3	10-0	1	1	7	1.4
C. Henderson (TOT)	8-0	16	4-8	.500	0-0	—	3-3	1.000	3	5	8	0	2-0	0	0	11	1.4
C. Henderson (MIL)	2-0	6	2-3	.667	0-0	—	2-2	1.000	1	4	5	0	1-0	0	0	6	3.0
<b>BUCKS</b>	<b>82</b>	<b>19780</b>	<b>3457-7282</b>	<b>.475</b>	<b>185-572</b>	<b>.323</b>	<b>1953-2549</b>	<b>.766</b>	<b>1119</b>	<b>2322</b>	<b>3441</b>	<b>2044</b>	<b>2180-35</b>	<b>845</b>	<b>393</b>	<b>9052</b>	<b>110.4</b>

### HIGHLIGHTS:

- The Bucks notched their seventh consecutive 50-win season, but the streak of seven straight division championships was snapped by Atlanta.
- The Bucks played .500+ basketball in every month, extending their streak to an incredible 50 months of .500 basketball.
- Milwaukee finished a perfect 24-0 when holding opponents under the century mark.
- Jack Sikma, acquired in a pre-season trade with Seattle, averaged 12.7 ppg and 10.0 rpg.
- The team set an all-time attendance mark averaging 11,000 fans in 41 dates, including 36 sellouts - only 2,145 seats went unsold for the season.
- The Bucks sent Julius Erving into retirement with a Game Five win in the first round vs. Philadelphia.
- After the season, Don Nelson resigned and, on June 4, 1987, was replaced by Del Harris.

### PLAYOFF RECORD:

- Beat Philadelphia, First Round, 3-2
- Lost to Boston, Conference Semifinals, 3-4

### HONORS:

- Ricky Pierce - NBA Sixth Man Award



# 1986-87 MILWAUKEE BUCKS

## REGULAR SEASON DAY-BY-DAY

Gm	Date	Opponent	W-L	Score	Record	Bucks High Scorer	Opp. High Scorer	Atten.
1	10/31	@ Detroit	W	120-104	1-0	Moncrief, 22	Dantley, 33	20,541
2	11/1	Boston	W	111-105	2-0	Cummings, 26	McHale, 33	11,052*
3	11/4	@ Atlanta	L	98-107	2-1	Moncrief, 23	Wittman, 28	10,762
4	11/5	@ Philadelphia	L	101-107	2-2	Moncrief, 26	Erving/McCormick, 18	14,712
5	11/7	@ New Jersey	W	115-94	3-2	Pierce, 24	Woodridge, 15	8,286
6	11/8	Detroit	W	103-89	4-2	Moncrief, 21	Thomas, 26	11,052*
7	11/11	Indiana	W	102-94	5-2	Pierce, 23	Person, 18	10,765
8	11/12	@ Boston	L	116-124	5-3	Pierce, 31	McHale, 29	14,890
9	11/14	New York	W	106-103	6-3	Cummings, 25	Cartwright, 20	11,052*
10	11/15	@ Indiana	L	103-104	6-4	Cummings, 29	Stipanovich, 25	16,255
11	11/18	Golden State	W	111-85	7-4	Pierce, 26	Teagle, 15	10,585
12	11/20	@ Seattle	W	116-105	8-4	Cummings, 32	Chambers, 35	8,790
13	11/22	@ Sacramento	W	107-99	9-4	Cummings, 24	Tyler, 23	10,333
14	11/23	@ L.A. Lakers	L	117-127	9-5	Pierce, 22	Johnson, 23	16,251
15	11/26	Washington	W	122-103	10-5	Cummings, 30	J. Malone, 26	11,052*
16	11/28	@ Detroit	L	99-120	10-6	Reynolds, 26	Dantley, 25	25,603
17	11/29	Denver	W	131-99	11-6	Cummings, 23	English/Hanzlik, 14	11,052*
18	12/2	Indiana	W	95-88	12-6	Cummings, 30	Stipanovich, 18	10,032
19	12/3	@ Philadelphia	L	110-115 (OT)	12-7	Cummings, 26	McCormick, 22	11,127
20	12/5	@ Washington	W	91-87	13-7	Pierce, 19	J. Malone, 25	9,728
21	12/10	L.A. Lakers	W	116-93	14-7	Pressey, 27	Worthy, 24	11,052*
22	12/12	Chicago	L	93-106	14-8	Hodges, 23	Jordan, 41	11,052*
23	12/13	@ Chicago	W	113-90	15-8	Pressey, 20	Paxon, 16	17,335
24	12/16	Philadelphia	W	103-91	16-8	Pierce, 24	Barkley, 27	11,052*
25	12/18	Atlanta	W	104-95	17-8	Cummings, 32	Rivers, 22	11,052*
26	12/20	Boston	W	120-100	18-8	Pierce, 29	McHale, 26	11,052*
27	12/23	San Antonio	W	110-108	19-8	Cummings, 26	Robertson, 25	11,052*
28	12/27	@ New York	L	100-114	19-9	Cummings, 17	Cartwright, 26	12,726
29	12/29	@ New Jersey	L	117-122	19-10	Moncrief/Pierce, 21	Gminski, 27	10,050
30	12/30	Detroit	L	99-103	19-11	Cummings, 24	Dantley, 25	11,052*
31	1/2	@ Cleveland	W	91-84	20-11	Pierce, 26	Harper, 24	9,043
32	1/3	Cleveland	W	104-95	21-11	Pierce, 27	Hubbard, 19	11,052*
33	1/6	New Jersey	W	124-112	22-11	Pierce, 27	B. Williams, 18	10,968
34	1/7	@ Boston	L	92-119	22-12	Reynolds, 15	McHale, 27	14,890
35	1/9	Washington	L	92-100	22-13	Cummings, 28	Williams, 21	11,052*
36	1/11	Portland	L	91-103	22-14	Cummings, 23	Vandeweghe, 32	11,052*
37	1/13	Sacramento	W	113-89	23-14	Cummings, 23	Thompson, 19	10,765
38	1/15	@ Atlanta	L	91-130	23-15	Pierce, 19	Wilkins, 32	11,925
39	1/16	Dallas	L	122-124 (OT)	23-16	Cummings, 39	Aguirre, 27	11,052*
40	1/18	Atlanta	W	100-91	24-16	Pierce, 20	McGee, 24	11,052*
41	1/20	@ Chicago	L	90-103	24-17	Cummings, 27	Jordan, 29	13,674
42	1/21	@ Cleveland	W	111-107	25-17	Cummings/Pierce, 21	Harper, 24	7,013
43	1/24	@ Denver	L	122-132	25-18	Cummings, 28	English, 46	16,107
44	1/26	@ L.A. Clippers	W	114-94	26-18	Cummings, 31	Woodson, 23	6,792
45	1/27	@ Golden State	W	119-115	27-18	Pierce, 30	Floyd, 31	12,215
46	1/29	@ Houston	W	99-93	28-18	Cummings, 25	Olajuwon, 29	16,016
47	1/30	@ Dallas	L	117-133	28-19	Lucas, 21	Aguirre/Harper, 28	17,007
48	2/1	@ San Antonio	L	116-120	28-20	Cummings, 32	Robertson, 28	7,301
49	2/3	New York	L	109-110	28-21	Pierce/Sikma, 23	Ewing, 30	11,052*
50	2/5	Chicago	W	120-105	29-21	Pierce, 32	Jordan, 36	11,052*
51	2/11	@ New York	W	127-104	30-21	Sikma, 28	Ewing, 29	10,869
52	2/12	Seattle	W	106-104	31-21	Pierce, 30	Chambers, 32	11,052*
53	2/14	Houston	W	116-101	32-21	Lucas, 29	Olajuwon, 21	11,052*
54	2/16	New Jersey	W	128-124	33-21	Pierce, 23	Gminski/B. Williams, 22	11,052*
55	2/18	@ Utah	W	113-109	34-21	Cummings, 35	Malone, 26	12,212
56	2/21	@ Phoenix	W	115-107	35-21	Lucas, 24	Davis, 27	14,471
57	2/22	@ Portland	L	120-124	35-22	Lucas/Moncrief, 19	Drexler, 29	12,666
58	2/24	Indiana	W	120-114 (2 OT)	36-22	Cummings, 24	Williams, 28	11,052*
59	2/28	@ Chicago	L	104-107	36-23	Cummings, 23	Jordan, 37	18,122
60	3/4	L.A. Clippers	W	110-100	37-23	Pierce, 18	Woodson, 23	11,052*
61	3/6	Utah	L	123-124	37-24	Sikma, 20	Malone, 34	11,052*
62	3/7	@ Indiana	W	124-120	38-24	Cummings, 26	Long, 29	14,345
63	3/9	Phoenix	W	118-110	39-24	Cummings, 28	Davis, 28	11,052*
64	3/11	@ Washington	W	115-107	40-24	Moncrief, 25	Cattedge, 32	7,834
65	3/12	@ New Jersey	L	106-123	40-25	Sikma, 19	Gminski/B. Williams, 23	8,032
66	3/14	Cleveland	W	111-104	41-25	Pierce, 23	J. Williams, 27	11,052*
67	3/17	Boston	W	123-115	42-25	Lucas, 26	McHale, 31	11,052*
68	3/18	@ Boston	L	102-120	42-26	Cummings, 24	Bird, 30	14,890
69	3/20	@ Atlanta	L	97-114	42-27	Lucas/Pierce, 17	Wilkins, 41	15,964
70	3/21	Philadelphia	L	102-105	42-28	Cummings, 28	Barkley, 32	11,052*
71	3/24	New York	W	135-96	43-28	Hodges, 27	Tucker, 19	11,052*
72	3/25	@ Indiana	L	108-125	43-29	Cummings, 21	Stipanovich/Tisdale, 24	10,015
73	3/27	@ Cleveland	L	113-116	43-30	Cummings, 29	Harper, 31	9,945
74	4/1	Atlanta	W	104-92	44-30	Pierce, 22	Wilkins, 20	11,052*
75	4/4	New Jersey	W	112-102	45-30	Cummings/Lucas, 24	B. Williams, 18	11,052*
76	4/5	@ Detroit	L	107-125	45-31	Pierce, 28	Salley, 28	37,712
77	4/7	@ Washington	W	95-94	46-31	Lucas, 26	J. Malone, 24	7,866
78	4/10	@ New York	W	132-93	47-31	Pierce, 24	Tucker, 17	15,852
79	4/11	Cleveland	W	121-93	48-31	Cummings, 21	Corbin, 14	11,052*
80	4/13	Chicago	L	107-114	48-32	Cummings, 24	Jordan, 50	11,052*
81	4/15	Philadelphia	W	128-95	49-32	Lucas, 25	Erving, 26	11,052*
82	4/18	Detroit	W	124-110	50-32	Moncrief, 19	Dantley/Laimbeer, 17	11,052*

\* denotes sellout

GENERAL INFO

FRONT OFFICE

PLAYERS

2012-13 SEASON

STATS & RECORDS

HISTORY

NBA

OPPONENTS

MEDIA

# 1987-88 MILWAUKEE BUCKS



**BACK ROW:** Paul Pressey, Terry Cummings, John Stroeder, Paul Mokeski, Randy Breuer, Jack Sikma, Larry Krystkowiak, Jerry Reynolds.  
**FRONT ROW:** Head Coach Del Harris, Assistant Coach Mack Calvin, Assistant Coach Mike Dunleavy, John Lucas, Sidney Moncrief, Ricky Pierce, Jay Humphries, Trainer Jeff Snedeker, Assistant Coach Frank Hamblen.

## REGULAR SEASON (42-40) - 4TH, CENTRAL DIVISION - PLAYOFFS (2-3)

PLAYER	G-GS	MIN	FG-FGA	PCT	3FG-FA	PCT	FT-FTA	PCT	OR	DR	TR	AST	PF-DQ	STL	BLK	PTS	AVG
Cummings	76-76	2629	675-1392	.485	1-3	.333	270-406	.665	184	369	553	181	274-6	78	46	1621	21.3
Sikma	82-82	2923	514-1058	.486	3-14	.214	321-348	.922	195	514	709	279	316-11	93	80	1352	16.5
Pierce	37-0	965	248-486	.510	3-14	.214	107-122	.877	30	53	83	73	94-0	21	7	606	16.4
Pressey	75-75	2484	345-702	.491	8-39	.205	285-357	.798	130	245	375	523	233-6	112	34	983	13.1
Breuer	81-73	2258	390-788	.495	0-0	—	188-286	.657	191	360	551	103	198-3	46	107	968	12.0
Moncrief	56-51	1428	217-444	.489	5-31	.161	164-196	.837	58	122	180	204	109-0	41	12	603	10.8
Humphries (TOT)	68-33	1809	284-538	.528	3-18	.167	112-153	.732	49	125	174	395	177-1	81	5	683	10.0
Humphries (MIL)	18-0	252	20-54	.370	0-2	.000	9-14	.643	5	18	23	41	23-0	20	1	49	2.7
Hodges	43-0	983	155-345	.449	55-118	.466	32-39	.821	12	34	46	109	80-1	30	0	397	9.2
Lucas	81-22	1766	281-631	.445	51-151	.338	130-162	.802	29	130	159	392	102-1	88	3	743	9.2
Reynolds	62-21	1161	188-419	.449	3-7	.429	119-154	.773	70	90	160	104	97-0	74	32	498	8.0
Krystkowiak	50-7	1050	128-266	.481	0-3	.000	103-127	.811	88	143	231	50	137-0	18	8	359	7.2
Mokeski	60-0	848	100-210	.476	0-4	.000	51-72	.708	70	151	221	22	194-5	27	29	251	4.2
Hoppen	3-0	35	4-11	.364	0-0	—	3-3	1.000	4	3	7	2	3-0	0	0	11	3.7
Mannion	35-1	477	48-118	.407	2-12	.167	25-37	.676	17	34	51	55	53-0	13	7	123	3.5
Davis	5-0	39	6-18	.333	0-2	.000	0-0	—	1	2	3	3	4-0	2	1	12	2.4
Moore (TOT)	10-0	50	9-27	.333	0-0	—	6-8	.750	6	8	14	6	6-0	2	1	24	2.4
Moore (MIL)	3-0	16	2-3	.667	0-0	—	0-2	.000	1	1	2	1	2-0	0	0	4	1.3
Henry	14-2	145	13-41	.317	2-6	.333	4-7	.571	5	14	19	29	11-0	4	1	32	2.3
Stroeder	41-0	271	29-79	.367	0-2	.000	20-30	.667	24	47	71	20	48-0	3	12	78	1.9
Winstow	7-0	45	3-13	.231	0-1	.000	1-2	.500	3	4	7	2	9-0	1	0	7	1.0
Bradley	2-0	5	0-1	.000	0-1	.000	0-0	—	0	1	1	1	2-0	0	0	0	0.0
<b>BUCKS</b>	<b>82</b>	<b>19780</b>	<b>3366-7079</b>	<b>.475</b>	<b>133-410</b>	<b>.324</b>	<b>1832-2364</b>	<b>.775</b>	<b>1117</b>	<b>2335</b>	<b>3452</b>	<b>2194</b>	<b>1989-33</b>	<b>671</b>	<b>380</b>	<b>8697</b>	<b>106.1</b>

### HIGHLIGHTS:

- Prior to the season, the Bucks hosted the inaugural McDonald's Basketball Open, which also featured the Soviet National Basketball team and the reigning European champions, Tracer Milan of Italy.
- Milwaukee recorded its ninth straight winning season and 15th in the storied 20-year history.
- The Bucks finished the season with an awesome 992-648 (.605%) all-time record, bettered only by the Boston Celtics.
- The 1987-88 season saw the curtain close on an incredibly successful run in the Arena, as the Bucks prepared to move into the Bradley Center.
- On Dec. 4, 1987, the Bucks snapped Kareem Abdul-Jabbar's string of 787 double figure scoring games. Ironically, the last time Abdul-Jabbar failed to score in double digits was the first game of the 1977 season, also on the MECCA floor.
- Jack Sikma became the tallest man in NBA history to win the NBA free throw title by shooting 92.2% from the line.
- The Bucks string of 52 consecutive months of .500 or better basketball ended after a 6-9 record in January.
- Paul Pressey became the club's all-time leader in assists, topping Brian Winters on March 16, 1988.
- Junior Bridgeman was honored on Jan. 17, 1988, when his uniform (#2) was retired.
- In the final season at the Arena, the Bucks drew 452,057 fans to the Milwaukee Arena, including 38 of 41 sellouts.
- Milwaukee qualified for the playoffs for the ninth consecutive season and 16th time in 20 years.

### PLAYOFF RECORD:

- Lost to Atlanta, First Round, 2-3

### HONORS:

- None

# 1987-88 MILWAUKEE BUCKS

## REGULAR SEASON DAY-BY-DAY

Gm	Date	Opponent	W-L	Score	Record	Bucks High Scorer	Opp. High Scorer	Atten.
1	11/6	@ Boston	L	108-125	0-1	Cummings, 26	Bird, 28	14,890
2	11/7	Detroit	W	119-105	1-1	Sikma, 26	Dumars/Dantley, 20	11,052*
3	11/10	Washington	W	115-100	2-1	Pressey, 24	J. Malone, 18	10,586
4	11/11	@ Cleveland	W	109-101	3-1	Sikma, 26	Daugherty, 24	12,145
5	11/14	@ New York	L	89-93	3-2	Cummings, 28	Ewing, 27	12,965
6	11/15	Atlanta	W	112-103	4-2	Cummings, 28	Willis, 21	11,052*
7	11/17	Golden State	W	120-108	5-2	Cummings, 33	Mullin, 21	10,716
8	11/19	@ Sacramento	W	117-113 (OT)	6-2	Cummings, 34	Thorpe, 33	10,333
9	11/20	@ Seattle	L	97-99	6-3	Sikma, 23	McDaniel, 30	14,601
10	11/22	@ L.A. Lakers	W	124-116 (OT)	7-3	Reynolds, 24	Johnson, 26	17,505
11	11/25	Chicago	L	101-103	7-4	Pressey, 18	Jordan, 33	11,052*
12	11/28	Boston	W	112-97	8-4	Pressey, 21	Bird, 28	11,052*
13	11/30	Indiana	W	104-94	9-4	Sikma, 21	Fleming, 20	10,779
14	12/2	@ Detroit	L	105-115	9-5	Breuer, 33	Dantley, 25	18,780
15	12/4	L.A. Lakers	W	85-83	10-5	Hodges, 22	Johnson, 22	11,052*
16	12/8	@ Indiana	L	101-103	10-6	Breuer, 28	Stipanovich, 24	8,535
17	12/10	@ Chicago	L	105-111	10-7	Cummings, 27	Jordan, 32	17,820
18	12/11	Portland	W	125-112	11-7	Sikma, 35	S. Johnson, 25	11,052*
19	12/13	Dallas	L	99-113	11-8	Cummings/Sikma, 19	Perkins, 21	11,052*
20	12/15	@ New York	W	103-98	12-8	Pressey, 25	Jackson, 22	9,016
21	12/18	Atlanta	L	87-94	12-9	Breuer/Hodges, 19	Wilkins, 23	11,052*
22	12/22	New York	W	122-105	13-9	Lucas, 25	Ewing/Cartwright, 16	11,052*
23	12/26	Washington	W	102-97	14-9	Sikma, 25	King, 24	11,052*
24	12/29	@ New Jersey	W	106-88	15-9	Cummings, 21	Hopson, 22	9,035
25	12/30	Houston	L	93-102	15-10	Cummings, 17	Olajuwon, 28	11,052*
26	1/2	Indiana	L	97-99	15-11	Cummings/Pressey, 16	Person, 22	11,052*
27	1/5	L.A. Clippers	W	98-82	16-11	Cummings, 20	Woodson, 19	11,052*
28	1/7	@ Indiana	L	108-114	16-12	Cummings, 32	Stipanovich, 25	10,263
29	1/8	Utah	L	107-111	16-13	Sikma, 24	Malone, 29	11,052*
30	1/10	New Jersey	W	105-87	17-13	Moncrief, 17	Williams, 24	11,052*
31	1/12	Philadelphia	W	106-103	18-13	Sikma, 22	Barkley, 25	11,052*
32	1/14	@ Washington	L	107-136	18-14	Sikma, 23	M. Malone, 36	8,316
33	1/17	Cleveland	W	111-93	19-14	Cummings, 25	Daugherty, 19	11,052*
34	1/19	@ San Antonio	L	104-110	19-15	Cummings, 24	Brickowski, 26	6,133
35	1/21	@ Houston	L	103-116	19-16	Breuer, 25	Olajuwon, 28	16,611
36	1/23	@ Dallas	L	97-113	19-17	Pressey, 22	Aguirre, 35	17,007
37	1/25	@ Golden State	W	108-105	20-17	Cummings, 25	Whitehead, 19	11,452
38	1/26	@ Portland	L	106-112	20-18	Moncrief, 28	Drexler/Kersey, 25	12,666
39	1/28	@ Denver	L	113-122	20-19	Pressey, 22	English, 24	13,911
40	1/29	@ L.A. Clippers	W	97-88	21-19	Pressey, 20	Dailey, 21	9,239
41	2/2	Detroit	L	97-99	21-20	Cummings, 30	Mahorn, 28	11,052*
42	2/4	Boston	W	111-101	22-20	Cummings, 30	McHale, 25	11,052*
43	2/9	Cleveland	W	112-104	23-20	Cummings, 29	Daugherty, 19	11,052*
44	2/11	@ Philadelphia	L	103-119 (OT)	23-21	Cummings/Pierce, 23	Barkley, 46	11,483
45	2/12	Chicago	L	93-95	23-22	Cummings, 23	Jordan, 27	11,052*
46	2/15	@ Washington	W	114-110	24-22	Sikma, 27	J. Williams, 28	9,564
47	2/17	Seattle	W	115-93	25-22	Cummings, 20	Ellis, 26	11,052*
48	2/19	Detroit	W	119-108	26-22	Cummings, 36	Thomas, 32	11,052*
49	2/21	Philadelphia	W	120-115 (OT)	27-22	Cummings, 36	Barkley, 29	11,052*
50	2/23	@ New York	L	87-89	27-23	Cummings, 21	Walker, 21	11,044
51	2/24	@ Indiana	W	97-94	28-23	Sikma, 27	Fleming, 20	8,364
52	2/26	@ Boston	L	96-132	28-24	Lucas, 19	Bird, 32	14,890
53	2/27	@ Chicago	W	94-91	29-24	Cummings, 27	Jordan, 38	18,243
54	3/1	Boston	W	117-116	30-24	Moncrief/Sikma, 20	Bird, 31	11,052*
55	3/5	@ Atlanta	W	104-101	31-24	Moncrief, 29	Wilkins, 24	16,451
56	3/6	@ Detroit	L	99-109	31-25	Pierce, 21	Laimbeer, 22	24,751
57	3/8	San Antonio	W	119-101	32-25	Cummings, 27	Robertson, 23	11,052*
58	3/9	@ Cleveland	L	91-117	32-26	Cummings, 22	Harper, 23	11,641
59	3/11	Denver	W	132-93	33-26	Reynolds, 24	Rasmussen, 21	11,052*
60	3/13	Phoenix	W	117-107	34-26	Cummings, 27	Gilliam/K. Johnson, 18	11,052*
61	3/15	Sacramento	W	108-97	35-26	Breuer/Pressey, 17	D. Smith, 26	11,052*
62	3/16	@ New Jersey	L	79-83	35-27	Lucas, 21	B. Williams, 30	9,657
63	3/19	Cleveland	W	101-100	36-27	Pierce, 29	Pace, 24	11,052
64	3/21	@ Atlanta	L	105-115	36-28	Cummings, 26	Wilkins, 35	13,702
65	3/22	Atlanta	W	111-98	37-28	Breuer, 27	Wilkins, 25	11,052*
66	3/24	@ Phoenix	L	114-119	37-29	Cummings, 22	Davis, 24	11,271
67	3/26	@ Utah	W	107-105	38-29	Cummings, 24	K. Malone, 33	12,444
68	3/30	@ Philadelphia	L	109-134	38-30	Cummings/Pressey, 18	Barkley, 33	10,895
69	3/31	New York	L	103-113	38-31	Pierce, 24	Wilkins, 20	11,052*
70	4/2	New Jersey	W	125-111	39-31	Cummings, 34	McCormick, 27	11,052*
71	4/5	@ Atlanta	L	110-121	39-32	Pierce, 21	Wilkins, 39	15,442
72	4/6	Chicago	L	110-119	39-33	Pierce, 19	Jordan, 37	11,052*
73	4/8	@ Cleveland	L	85-104	39-34	Reynolds, 16	Daugherty, 22	16,475
74	4/9	Indiana	W	105-100	40-34	Cummings, 24	Tisdale, 29	11,052*
75	4/11	Philadelphia	L	102-115	40-35	Pierce, 20	Barkley, 31	11,052*
76	4/13	@ Boston	L	104-123	40-36	Cummings, 21	Bird, 26	14,890
77	4/15	@ Detroit	L	91-92	40-37	Sikma, 28	Rodman, 18	27,126
78	4/17	@ Chicago	L	97-105	40-38	Cummings, 27	Jordan, 44	18,551
79	4/19	@ Philadelphia	L	102-115	40-39	Pierce, 25	Barkley, 28	18,168
80	4/20	Washington	W	132-94	41-39	Cummings, 26	Alarie/King, 14	11,052*
81	4/22	New York	W	118-109	42-39	Krystkowiak, 23	Ewing, 25	11,052*
82	4/23	@ New Jersey	L	105-118	42-40	Cummings/Sikma, 24	Hinson, 25	13,375

\* denotes sellout

GENERAL  
INFO

FRONT  
OFFICE

PLAYERS

2012-13  
SEASON

STATS &  
RECORDS

HISTORY

NBA

OPPONENTS

MEDIA

# 1988-89 MILWAUKEE BUCKS



**BACK ROW:** Fred Roberts, Tito Horford, Jack Sikma, Randy Breuer, Paul Mokeski, Larry Krystkowiak, Terry Cummings. **MIDDLE ROW:** Sidney Moncrief, Jay Humphries, Paul Pressey, Mark Davis, Tony Brown, Jeff Grayer, Ricky Pierce, Rickey Green. **FRONT ROW:** Trainer Jeff Snedeker, Assistant Coach Frank Hamblen, Head Coach Del Harris, Assistant Coach Mike Dunleavy, Assistant Coach Mack Calvin.

## REGULAR SEASON (49-33) - 4TH, CENTRAL DIVISION - PLAYOFFS (3-6)

PLAYER	G-GS	MIN	FG-FGA	PCT	3FG-FA	PCT	FT-FTA	PCT	OR	DR	TR	AST	PF-DQ	STL	BLK	PTS	AVG
Cummings	80-78	2824	730-1563	.467	7-15	.467	362-460	.787	281	369	650	198	265-5	106	72	1829	22.9
Pierce	75-4	2078	527-1018	.518	8-36	.222	255-297	.859	82	115	197	156	193-1	77	19	1317	17.6
Sikma	80-80	2587	360-835	.431	82-216	.380	266-294	.905	141	482	623	289	300-6	85	61	1068	13.4
Krystkowiak	80-77	2472	362-766	.473	4-12	.333	289-351	.823	198	412	610	107	219-0	93	9	1017	12.7
Pressey	67-62	2170	307-648	.474	12-55	.218	187-241	.776	73	189	262	439	221-2	119	44	813	12.1
Moncrief	62-50	1594	261-532	.491	25-73	.342	205-237	.865	46	126	172	188	114-1	65	13	752	12.1
Humphries	73-50	2220	345-714	.483	25-94	.266	129-158	.816	70	119	189	405	187-1	142	5	844	11.6
Grayer	11-2	200	32-73	.438	0-0	.000	17-20	.850	14	21	35	22	15-0	10	1	81	7.4
Roberts	71-3	1251	155-319	.486	3-14	.214	104-129	.806	68	141	209	66	126-0	36	23	417	5.9
Green (TOT)	63-2	871	129-264	.489	3-11	.273	30-33	.909	11	58	69	187	35-0	40	2	291	4.6
Green (MIL)	30-0	501	72-132	.545	2-6	.333	17-19	.895	7	39	46	105	19-0	22	2	163	5.4
Breuer	48-4	513	86-179	.480	0-0	—	28-51	.549	51	84	135	22	59-0	9	37	200	4.2
Davis	31-0	251	48-97	.495	1-9	.111	26-32	.813	15	21	36	14	38-0	13	5	123	4.0
Brown (TOT)	43-0	365	50-118	.424	4-16	.250	24-31	.774	22	22	44	26	42-0	15	4	128	3.0
Brown (MIL)	29-0	274	36-73	.493	2-7	.286	18-23	.783	15	14	29	21	28-0	12	4	92	3.2
Mokeski	74-0	690	59-164	.360	7-26	.269	40-51	.784	63	124	187	36	153-0	29	21	165	2.2
Horford	25-0	112	15-46	.326	0-0	—	12-19	.632	9	13	22	3	14-0	1	7	42	1.7
Dunleavy	2-0	5	1-2	.500	1-2	.500	0-0	—	0	0	0	0	0-0	0	0	3	1.5
Turner	4-0	13	3-6	.500	0-0	—	0-0	—	0	3	3	0	2-0	2	0	6	1.5
<b>BUCKS</b>	<b>82</b>	<b>19755</b>	<b>3399-7167</b>	<b>.474</b>	<b>179-567</b>	<b>.316</b>	<b>1955-2382</b>	<b>.821</b>	<b>1133</b>	<b>2272</b>	<b>3405</b>	<b>2071</b>	<b>1953-16</b>	<b>821</b>	<b>323</b>	<b>8932</b>	<b>108.9</b>

### HIGHLIGHTS:

- Milwaukee became the top free throw shooting team in NBA history by shooting 82.073%, eclipsing the old standard of 82.054% set by Kansas City-Omaha in 1974-75 (since broken).
- The Bucks posted franchise win number 1,000 on Dec. 6, 1988, with a 109-84 win over Detroit.
- The Bucks topped 30 wins at home for the ninth straight year (31-10).
- The Bucks were the only team to not lose an overtime game in 1988-89 (2-0).
- Milwaukee qualified for the playoffs for the 10th straight year and 17th time in 21 seasons.
- Fred Roberts substituted for injured Terry Cummings and tallied a playoff career-high 33 points vs. Detroit.
- Paul Pressey did not play in the playoffs due to a dislocated right shoulder sustained late in the regular season.

### PLAYOFF RECORD:

- Beat Atlanta, First Round, 3-2
- Lost to Detroit, Conference Semifinals, 0-4

### HONORS:

- Terry Cummings - NBA All-Star Team

# 1988-89 MILWAUKEE BUCKS

## REGULAR SEASON DAY-BY-DAY

Gm	Date	Opponent	W-L	Score	Record	Bucks High Scorer	Opp. High Scorer	Atten.
1	11/4	@ Indiana	W	117-103	1-0	Pierce, 28	Person, 23	11,153
2	11/5	Atlanta	L	94-107	1-1	Cummings, 19	M.Malone, 25	18,649*
3	11/9	Philadelphia	W	114-103	2-1	Cummings, 31	Robinson, 26	14,192
4	11/12	Boston	W	108-100	3-1	Cummings, 27	Parish, 23	18,673*
5	11/17	New Jersey	L	96-105	3-2	Pierce, 28	Hinson, 23	15,419
6	11/19	@ Cleveland	L	99-106	3-3	Cummings, 30	Daugherty, 31	17,287
7	11/22	@ Indiana	L	91-105	3-4	Cummings, 19	Fleming, 20	8,538
8	11/23	Washington	W	124-102	4-4	Cummings, 31	J.Williams, 17	15,102
9	11/25	@ Boston	L	96-115	4-5	Breuer, 20	McHale, 28	14,890
10	11/26	Miami	W	103-93	5-5	Grayer, 18	Taylor, 21	18,573
11	11/29	Portland	W	119-114	6-5	Cummings, 29	Kersey, 30	13,918
12	12/1	Cleveland	L	96-99	6-6	Sikma, 22	Harper, 28	14,215
13	12/2	@ New Jersey	W	103-92	7-6	Cummings, 32	Hinson, 31	9,225
14	12/6	Detroit	W	109-84	8-6	Pierce, 24	Dantley, 17	15,619
15	12/8	@ New York	L	109-113	8-7	Cummings, 26	Newman, 20	14,356
16	12/9	@ Chicago	L	100-118	8-8	Cummings, 28	Jordan, 35	17,592
17	12/11	L.A. Lakers	W	95-94	9-8	Moncrief, 23	Worthy, 21	18,633*
18	12/13	@ Philadelphia	W	109-91	10-8	Sikma, 26	Barkley, 21	10,103
19	12/14	@ Detroit	W	119-110	11-8	Humphries, 21	Dantley, 22	21,454
20	12/16	@ Atlanta	L	112-115	11-9	Cummings, 32	Wilkins, 30	14,379
21	12/17	Chicago	L	93-112	11-10	Cummings, 21	Jordan, 36	18,633*
22	12/20	Charlotte	W	125-115	12-10	Cummings, 37	Tripucka, 21	15,075
23	12/21	@ Charlotte	W	112-100	13-10	Cummings, 32	Tripucka, 30	23,010
24	12/23	Dallas	W	113-101	14-10	Cummings, 30	Blackman, 21	18,633*
25	12/27	Indiana	W	120-107	15-10	Cummings, 29	Person, 32	18,633*
26	12/30	Atlanta	L	113-117	15-11	Sikma, 30	Wilkins, 29	18,633*
27	1/4	L.A. Clippers	W	110-102	16-11	Cummings, 27	Norman, 24	15,827
28	1/6	@ Washington (Balt.)	W	128-121	(20T) 17-11	Cummings/Pierce, 29	J.Malone, 38	6,429
29	1/7	Utah	W	107-89	18-11	Cummings, 24	K.Malone, 24	18,633*
30	1/11	Denver	W	123-106	19-11	Krystkowiak, 27	Lever, 27	15,702
31	1/13	@ Miami	W	107-101	20-11	Pierce, 23	Sundvold, 19	15,008
32	1/15	Detroit	W	120-112	21-11	Cummings, 26	Thomas, 25	18,633*
33	1/17	@ Atlanta	L	98-111	21-12	Cummings/Pierce, 22	Levingston, 23	15,387
34	1/18	Charlotte	W	118-106	22-12	Cummings, 26	Reid/Tripucka, 20	16,145
35	1/20	@ Utah	L	96-98	22-13	Pierce/Sikma, 22	K.Malone, 39	12,444
36	1/21	@ Denver	W	116-107	23-13	Pierce, 21	English, 31	17,022
37	1/24	@ Sacramento	W	114-110	24-13	Cummings, 31	K.Smith, 19	16,517
38	1/26	@ Portland	W	127-109	25-13	Krystkowiak, 31	Kersey, 25	12,848
39	1/28	@ L.A. Clippers	W	105-84	26-13	Humphries, 24	Dailey, 28	12,476
40	1/29	@ Seattle	L	106-112	26-14	Pressey, 24	McKey, 23	20,009
41	1/31	Sacramento	W	117-104	27-14	Humphries, 23	Pinckney, 21	15,021
42	2/3	@ Indiana	W	109-91	28-14	Pierce, 29	Miller, 27	9,090
43	2/4	@ Washington	W	113-102	29-14	Pierce, 21	J.Malone, 23	9,532
44	2/7	Cleveland	W	115-106	30-14	Cummings, 31	Daugherty, 28	18,633*
45	2/8	@ Detroit	L	96-107	30-15	Cummings, 20	Laimbeer, 22	21,454
46	2/14	New Jersey	W	132-91	31-15	Cummings, 28	Hinson/Morris, 16	15,874
47	2/16	@ Chicago	L	116-117	31-16	Sikma, 26	Jordan, 50	17,679
48	2/19	Chicago	L	106-108	31-17	Cummings, 27	Jordan, 23	18,633*
49	2/21	Indiana	W	116-90	32-17	Cummings, 27	Person, 20	15,765
50	2/24	@ Boston (Hart.)	L	112-125	32-18	Pierce, 22	McHale, 26	15,239
51	2/25	Houston	W	121-105	33-18	Pressey, 25	Olajuwon, 26	18,633*
52	2/27	San Antonio	W	105-96	34-18	Cummings, 19	Brickowski, 22	14,862
53	3/1	New York	W	121-111	35-18	Cummings, 38	Wilkins, 20	16,997
54	3/3	@ Chicago	L	96-102	35-19	Cummings, 20	Jordan, 28	18,244
55	3/5	@ Cleveland	W	103-98	36-19	Cummings, 26	Daugherty, 30	19,938
56	3/7	Washington	W	121-101	37-19	Cummings, 26	King, 18	16,242
57	3/10	Seattle	W	102-90	38-19	Pierce, 20	Schoene, 18	18,633*
58	3/11	Phoenix	W	100-93	39-19	Cummings, 33	K.Johnson, 28	18,633*
59	3/13	@ Dallas	W	111-95	40-19	Cummings, 25	Dantley, 18	17,007
60	3/15	@ San Antonio	L	108-110	40-20	Pierce, 24	W.Anderson, 35	8,778
61	3/16	@ Houston	L	104-120	40-21	Cummings/Pressey, 21	Olajuwon, 22	16,611
62	3/18	Detroit	W	117-100	41-21	Cummings, 26	Aguirre/V.Johnson, 14	18,633*
63	3/19	@ New York	L	104-128	41-22	Cummings, 24	Waddegehne, 20	18,385
64	3/21	Boston	W	98-86	42-22	Cummings, 21	Lewis, 22	18,417
65	3/23	@ Cleveland	L	88-102	42-23	Sikma, 21	Harper, 21	19,512
66	3/25	Cleveland	W	113-105 (OT)	43-23	Pierce, 29	Daugherty, 30	18,633*
67	3/27	Golden State	W	121-109	44-23	Krystkowiak, 26	Mullin, 28	18,633*
68	3/29	Chicago	L	102-106	44-24	Cummings, 24	Jordan, 32	18,633*
69	3/31	@ Phoenix	L	104-122	44-25	Cummings, 36	Chambers, 34	14,471
70	4/2	@ L.A. Lakers	L	117-118	44-26	Pierce, 29	Scott, 32	17,505
71	4/4	@ Golden State	W	124-118	45-26	Cummings, 32	Richmond, 27	15,025
72	4/6	New York	L	99-112	45-27	Cummings, 21	Ewing/G.Wilkins, 21	16,212
73	4/8	Philadelphia	W	113-103	46-27	Krystkowiak, 28	Barkley, 24	18,633*
74	4/9	@ Detroit	L	91-100	46-28	Pierce, 26	Aguirre, 20	21,454
75	4/11	New Jersey	W	125-93	47-28	Pierce, 19	Morris, 25	15,489
76	4/12	@ Washington	L	107-111	47-29	Cummings/Pierce, 24	J.Malone, 24	7,731
77	4/15	@ Atlanta	L	100-125	47-30	Moncrief/Sikma, 14	Wilkins, 29	16,371
78	4/16	@ New Jersey	W	100-96	48-30	Pierce, 22	McGee, 26	12,082
79	4/18	@ Philadelphia	L	102-124	48-31	Krystkowiak, 18	Barkley, 34	13,359
80	4/19	Atlanta	L	92-100	48-32	Cummings, 24	Wilkins, 31	16,381
81	4/21	@ Charlotte	W	117-100	49-32	Krystkowiak, 23	Curry, 23	23,388
82	4/22	Indiana	L	110-117	49-33	Pierce, 23	Miller, 28	17,294

\* denotes sellout

GENERAL INFO

FRONT OFFICE

PLAYERS

2012-13 SEASON

STATS & RECORDS

HISTORY

NBA

OPPONENTS

MEDIA

# 1989-90 MILWAUKEE BUCKS



**BACK ROW:** Fred Roberts, Greg Anderson, Brad Lohaus, Tito Horford, Jack Sikma, Larry Krystkowiak, Ben Coleman, Frank Kornet.

**MIDDLE ROW:** Jay Humphries, Ricky Pierce, Jeff Grayer, Head Coach Del Harris, Tony Brown, Paul Pressey, Alvin Robertson.

**FRONT ROW:** Trainer Jeff Snedeker, Assistant Coach Frank Hamblen, Assistant Coach Mike Dunleavy, Assistant Coach Mack Calvin.

## REGULAR SEASON (44-38) - 3RD, CENTRAL DIVISION - PLAYOFFS (1-3)

PLAYER	G-GS	MIN	FG-FGA	PCT	3FG-FA	PCT	FT-FTA	PCT	OR	DR	TR	AST	PF-DQ	STL	BLK	PTS	AVG
Pierce	59-0	1709	503-987	.510	46-133	.346	307-366	.839	64	103	167	133	158-2	50	7	1359	23.0
Humphries	81-81	2818	496-1005	.494	21-70	.300	224-285	.786	80	189	269	472	253-2	156	11	1237	15.3
Robertson	81-81	2599	476-946	.503	4-26	.154	197-266	.741	230	329	559	445	280-2	207	17	1153	14.2
Sikma	71-70	2250	344-827	.416	68-199	.342	230-260	.885	109	383	492	229	244-5	76	48	986	13.9
Pressey	57-2	1400	239-506	.472	6-43	.140	144-190	.758	59	113	172	244	149-3	71	23	628	11.0
Roberts	82-66	2235	330-666	.495	2-11	.182	195-249	.783	107	204	311	147	210-5	56	25	857	10.5
Lohaus (TOT)	80-41	1943	305-663	.460	47-137	.343	75-103	.728	98	300	398	168	211-3	58	88	732	9.2
Lohaus (MIL)	52-17	1353	211-461	.458	46-121	.380	54-77	.701	77	211	288	106	145-2	44	66	522	10.0
Anderson	60-28	1291	219-432	.507	0-0	—	91-170	.535	112	261	373	24	176-3	32	54	529	8.8
Grayer	71-40	1427	224-487	.460	1-8	.125	99-152	.651	94	123	217	107	125-0	48	10	548	7.7
Krystkowiak	16-7	381	43-118	.364	0-2	.000	26-33	.788	16	60	76	25	41-0	10	2	112	7.0
Breuer	30-8	554	86-186	.462	0-0	—	32-51	.627	43	84	127	13	63-0	9	33	204	6.8
Coleman	22-0	305	46-97	.474	0-1	.000	34-41	.829	31	56	87	12	54-0	7	7	126	5.7
Brown	61-10	635	88-206	.427	5-20	.250	38-56	.679	39	33	72	41	79-0	32	4	219	3.6
Sighting (TOT)	35-8	496	50-125	.400	3-12	.250	18-22	.818	3	16	19	94	40-0	16	2	121	3.5
Sighting (MIL)	1-0	27	0-6	.000	0-0	—	3-4	.750	0	0	0	2	1-0	0	0	3	3.0
Dunleavy	5-0	43	4-14	.286	2-9	.222	7-8	.875	0	2	2	10	7-0	1	0	17	3.4
Henderson	11-0	129	11-26	.423	3-7	.429	2-2	1.000	3	9	12	13	14-0	8	0	27	2.5
Kornet	57-0	438	42-114	.368	5-20	.250	24-39	.615	25	46	71	21	54-0	14	3	113	2.0
Horford	35-0	236	18-62	.290	0-0	—	15-24	.625	19	40	59	2	33-0	5	16	51	1.5
<b>BUCKS</b>	<b>82</b>	<b>19830</b>	<b>3380-7146</b>	<b>.473</b>	<b>209-670</b>	<b>.312</b>	<b>1722-2273</b>	<b>.758</b>	<b>1108</b>	<b>2246</b>	<b>3354</b>	<b>2046</b>	<b>2086-24</b>	<b>826</b>	<b>326</b>	<b>8691</b>	<b>106.0</b>

### HIGHLIGHTS:

- Milwaukee overcame a record 235 missed player games due to injury to finish third in the Central Division at 44-38.
- The Bucks registered their 11th consecutive winning season, a streak second only to the Lakers string of 14 in a row.
- On Nov. 9, 1989, the Bucks battled Seattle in a five overtime marathon that etched its mark in NBA annals as the second-longest professional game on record (4:17). The Bucks captured a 155-154 victory over the Sonics.
- On Nov. 16, 1989, the Bucks tied a league mark by scoring 50 points in the first period vs. Orlando.
- The Bucks topped the league in steals (10.1 spg) while finishing second in forced turnovers (18.4 TO's per game).
- Ricky Pierce became the first reserve ever to lead the team in scoring (23.0 ppg).
- Alvin Robertson broke the club record for steals in a season with 207.
- Milwaukee qualified for post season competition for the 11th straight year and 18th time in 22 seasons.

### PLAYOFF RECORD:

- Lost to Chicago, First Round, 1-3

### HONORS:

- Ricky Pierce – NBA Sixth Man Award

# 1989-90 MILWAUKEE BUCKS

## REGULAR SEASON DAY-BY-DAY

Gm	Date	Opponent	W-L	Score	Record	Bucks High Scorer	Opp. High Scorer	Atten.
1	11/3	@ Boston	L	114-127	0-1	Pierce, 35	Bird, 32	14,890
2	11/4	@ Philadelphia	W	102-96	1-1	Pressey, 21	Barkley, 27	13,893
3	11/7	Boston	W	106-100	2-1	Roberts, 26	Bird/McHale, 18	15,079
4	11/9	Seattle	W	155-154 (50T)	3-1	Pierce, 36	Ellis, 53	14,012
5	11/11	Philadelphia	L	96-104	3-2	Pierce, 21	Barkley, 23	17,465
6	11/14	San Antonio	W	108-97	4-2	Sikma, 29	Anderson, 22	14,120
7	11/16	Orlando	W	132-113	5-2	Pierce, 28	Theus, 33	13,298
8	11/17	@ Detroit	L	79-106	5-3	Pierce/Sikma, 16	Dumas, 27	21,454
9	11/21	@ Washington	L	91-97	5-4	Roberts, 26	J.Malone, 20	11,721
10	11/22	Atlanta	W	118-110	6-4	Pierce, 20	M.Malone, 21	15,124
11	11/25	@ New York	L	108-125	6-5	Humphries, 17	G.Wilkins, 23	18,212
12	11/27	Indiana	L	97-101	6-6	Pierce, 22	Smits, 25	13,226
13	11/29	@ L.A. Clippers	W	117-103	7-6	Pierce, 26	Manning/Norman, 21	12,306
14	11/30	@ Denver	L	102-103	7-7	Humphries, 25	Davis, 24	8,727
15	12/2	@ Golden State	L	98-101	7-8	Humphries, 28	Mullin, 26	15,025
16	12/5	@ Sacramento	L	103-118	7-9	Pierce, 45	Tisdale, 34	17,014
17	12/8	@ Phoenix	L	98-123	7-10	Humphries, 20	Chambers, 41	12,409
18	12/10	Portland	W	107-104	8-10	Sikma, 30	Drexler, 36	15,124
19	12/12	Orlando	W	106-103	9-10	Pressey, 20	Reynolds, 26	14,276
20	12/13	@ Cleveland	L	93-99	9-11	Roberts, 27	Nance, 31	13,331
21	12/15	@ Indiana	W	103-98	10-11	Sikma, 20	Miller, 24	10,495
22	12/16	Miami	L	96-99	10-12	Sikma, 22	Seikaly, 22	15,715
23	12/19	Boston	L	86-95	10-13	Humphries, 22	Bird, 21	15,182
24	12/22	Cleveland	W	112-100	11-13	Humphries, 27	Price, 20	17,854
25	12/23	@ Minnesota	W	94-90	12-13	Robertson, 18	Campbell, 23	23,249
26	12/26	Houston	W	103-96	13-13	Sikma, 26	Olajuwon, 34	15,945
27	12/29	@ Detroit	W	99-85	14-13	Roberts, 20	Aguirre, 19	21,454
28	12/30	Minnesota	W	109-99	15-13	Sikma, 23	Mitchell, 28	17,924
29	1/2	@ Atlanta	L	107-113	15-14	Pierce, 25	Malone, 31	11,676
30	1/3	@ New Jersey	W	110-96	16-14	Pierce, 32	Bowie, 21	6,890
31	1/6	Chicago	W	118-111	17-14	Sikma, 21	Jordan, 35	18,633*
32	1/8	Charlotte	W	126-113	18-14	Anderson, 28	Gilliam, 25	14,178
33	1/10	@ Cleveland	W	116-100	19-14	Pierce, 31	J.Williams, 23	15,369
34	1/12	L.A. Clippers	L	94-95	19-15	Pierce, 25	Harper, 23	17,901
35	1/13	@ Indiana	L	109-111	19-16	Pierce, 22	Person, 26	12,180
36	1/16	Golden State	W	134-126	20-16	Robertson, 37	Mullin, 39	18,633*
37	1/18	@ Washington	W	115-112	21-16	Pierce, 25	Eackles, 37	12,414
38	1/19	L.A. Lakers	W	103-102	22-16	Pierce, 22	Johnson, 26	18,633*
39	1/21	Miami	W	127-101	23-16	Pierce, 22	Seikaly, 26	15,017
40	1/23	@ Portland	L	90-119	23-17	Pierce, 23	Kersey/Porter, 19	12,884
41	1/24	@ Seattle	W	119-112	24-17	Sikma, 28	McDaniel, 32	10,903
42	1/26	@ L.A. Lakers	L	91-100	24-18	Humphries, 17	Worthy, 21	17,505
43	1/27	@ Utah	L	96-144	24-19	Pierce, 21	K.Malone, 61	12,616
44	1/30	Sacramento	W	109-102	25-19	Sikma, 23	Tisdale, 31	13,682
45	2/1	Orlando	W	129-111	26-19	Robertson, 16	Ansel, 24	14,113
46	2/2	@ Philadelphia	L	109-119	26-20	Robertson, 19	Barkley, 33	15,383
47	2/4	Philadelphia	L	102-105	26-21	Pressey, 21	Dawkins, 21	17,964
48	2/6	@ Boston (Hart.)	W	119-106	27-21	Roberts/Sikma, 20	McHale, 28	15,239
49	2/8	Detroit	L	101-104	27-22	Lohaus, 21	Thomas, 23	17,204
50	2/14	Denver	W	127-117	28-22	Anderson, 24	Rasmussen, 24	13,829
51	2/18	Chicago	L	88-111	28-23	Anderson, 16	Jordan, 39	18,633*
52	2/20	New Jersey	W	110-102	29-23	Pierce, 29	Shackleford, 23	14,065
53	2/22	Dallas	W	109-97	30-23	Pierce, 33	Tarpley, 26	15,136
54	2/23	@ Charlotte	W	104-100	31-23	Pierce, 31	Gilliam, 23	23,901
55	2/25	@ Miami	W	113-108	32-23	Pierce, 30	Douglas, 17	15,008
56	2/27	@ Chicago	L	96-106	32-24	Pierce, 38	Jordan, 43	18,050
57	3/2	@ Atlanta	L	110-132	32-25	Anderson/Pierce, 24	Wilkins, 44	16,096
58	3/3	New York	L	105-106	32-26	Pierce, 35	Ewing, 31	18,633*
59	3/6	Chicago	L	105-114	32-27	Robertson, 33	Jordan, 35	18,633*
60	3/9	Utah	L	100-108	32-28	3 players, 15	Malone, 40	18,633*
61	3/11	Cleveland	L	96-107	32-29	Pierce, 29	Price, 31	17,474
62	3/12	@ New Jersey	W	109-104	33-29	Pierce, 39	Bowie, 29	7,146
63	3/15	Washington	W	96-91	34-29	Humphries/Lohaus, 17	J.Malone, 26	14,602
64	3/17	@ New York	W	123-111	35-29	Lohaus, 23	Ewing, 37	18,212
65	3/20	Detroit	L	96-117	35-30	Pierce, 21	Edwards, 21	17,053
66	3/21	@ Indiana	L	96-112	35-31	Robertson, 31	Person, 27	9,350
67	3/24	@ Orlando	W	109-101	36-31	Pierce, 34	Catledge, 24	15,077
68	3/25	@ Miami	L	102-105	36-32	Pierce, 31	Douglas, 24	15,008
69	3/27	Phoenix	W	133-127	37-32	Pierce, 30	K.Johnson, 44	15,493
70	3/29	@ Houston	L	94-120	37-33	Robertson, 18	Thorpe, 21	15,088
71	3/31	@ San Antonio	L	100-107	37-34	Sikma, 23	Cummings, 24	15,910
72	4/1	@ Dallas	L	72-86	37-35	Roberts, 13	Tarpley, 24	17,007
73	4/4	Indiana	W	121-116 (OT)	38-35	Robertson, 30	Miller, 31	15,019
74	4/6	@ Detroit	W	92-84	39-35	Lohaus, 25	Edwards, 25	21,454
75	4/7	Washington	W	110-100	40-35	Humphries, 29	King, 35	18,482
76	4/10	@ Orlando	W	130-127	41-35	Pierce, 31	Catledge, 29	15,077
77	4/11	@ Atlanta	L	94-106	41-36	Pierce, 31	Wilkins, 27	13,348
78	4/13	@ Chicago	L	106-116	41-37	Pierce, 22	Jordan, 26	18,676
79	4/14	Atlanta	W	109-93	42-37	Humphries, 27	Wilkins, 29	18,633*
80	4/17	Cleveland	L	88-96	42-38	Humphries, 22	J.Williams, 19	14,374
81	4/19	New York	W	96-95	43-38	Humphries, 29	Walker, 24	14,487
82	4/21	New Jersey	W	96-95	44-38	Humphries, 23	Short, 24	16,121

\* denotes sellout

GENERAL INFO  
FRONT OFFICE  
PLAYERS  
2012-13 SEASON  
STATS & RECORDS  
HISTORY  
NBA  
OPPONENTS  
MEDIA

# 1990-91 MILWAUKEE BUCKS



**BACK ROW:** Jeff Grayer, Frank Brickowski, Brad Lohaus, Dan Schayes, Jack Sikma, Fred Roberts, Frank Kornet, Dale Ellis. **MIDDLE ROW:** Trainer Mark Pfeil, Assistant Coach Frank Hamblen, Jay Humphries, Lester Conner, Head Coach Del Harris, Alvin Robertson, Steve Henson, Assistant Coach Mack Calvin, Assistant Coach Larry Riley. **FRONT ROW:** Scout/Video Coordinator Larry Harris, Equipment Manager Harold Lewis.

## REGULAR SEASON (48-34) - 3RD, CENTRAL DIVISION - PLAYOFFS (0-3)

PLAYER	G-GS	MIN	FG-FGA	PCT	3FG-FA	PCT	FT-FTA	PCT	OR	DR	TR	AST	PF-DQ	STL	BLK	PTS	AVG
Pierce	46-0	1327	359-720	.499	37-93	.398	282-311	.907	37	80	117	96	90-0	38	11	1037	22.5
Ellis (TOT)	51-24	1424	340-718	.474	57-157	.363	120-166	.723	66	107	173	95	112-1	49	8	857	16.8
Ellis (MIL)	21-0	624	159-327	.486	30-68	.441	58-82	.707	38	43	81	31	53-1	16	5	406	19.3
Humphries	80-80	2726	482-960	.502	60-161	.373	191-239	.799	57	163	220	538	237-2	129	7	1215	15.2
Robertson	81-81	2598	438-904	.485	23-63	.365	199-263	.757	191	268	459	444	273-5	246	16	1098	13.6
Brickowski	75-73	1912	372-706	.527	0-2	.000	198-248	.798	129	297	426	131	255-4	86	43	942	12.6
Roberts	82-82	2114	357-670	.533	4-25	.160	170-209	.813	107	174	281	135	190-2	63	29	888	10.8
Schayes	82-38	2228	298-597	.499	0-5	.000	274-328	.835	174	361	535	98	264-4	55	61	870	10.6
Sikma	77-44	1940	295-691	.427	46-135	.341	166-197	.843	108	333	441	143	218-4	65	64	802	10.4
Grayer	82-7	1422	210-485	.433	0-3	.000	101-147	.687	111	135	246	123	98-0	48	9	521	6.4
Dantley	10-0	126	19-50	.380	1-3	.333	18-26	.692	8	5	13	9	8-0	5	0	57	5.7
Lohaus	81-3	1219	179-415	.431	33-119	.277	37-54	.685	59	158	217	75	170-3	50	74	428	5.3
Conner (TOT)	74-4	1008	96-207	.464	0-5	.000	68-94	.723	21	91	112	165	75-0	85	2	260	3.5
Conner (MIL)	39-2	519	38-96	.396	0-3	.000	39-52	.750	10	45	55	107	37-0	48	1	115	2.9
Henson	68-0	690	79-189	.418	18-54	.333	38-42	.905	14	37	51	131	83-0	32	0	214	3.1
Anderson	26-0	247	27-73	.370	0-1	.000	16-28	.571	26	49	75	3	29-0	8	9	70	2.7
Stephens	3-0	6	2-3	.667	0-0	—	2-2	1.000	0	0	0	2	0-0	0	0	6	2.0
Kornet	32-0	157	23-62	.371	5-18	.278	7-13	.538	10	14	24	9	28-0	5	1	58	1.8
<b>BUCKS</b>	<b>82</b>	<b>19855</b>	<b>3337-6948</b>	<b>.480</b>	<b>257-753</b>	<b>.341</b>	<b>1796-2241</b>	<b>.801</b>	<b>1079</b>	<b>2162</b>	<b>3241</b>	<b>2075</b>	<b>2033-25</b>	<b>894</b>	<b>330</b>	<b>8727</b>	<b>106.4</b>

### HIGHLIGHTS:

- The Bucks clawed to a 48-34 mark to finish third in the Central and post their 12th consecutive winning season.
- Milwaukee entered the 1990-91 campaign as the winningest team in the history of the NBA, averaging 49.31 victories per season since joining the league in 1968-69.
- The season began with 18 straight Bradley Center victories by the Bucks, setting a franchise record for consecutive home wins within a season.
- The Bucks set a club record and topped the NBA for the second consecutive season in steals with 894 (the previous team-best for thefts in a season was 867 in 1977-78).
- The Bucks were .500 or better against each of the four divisions (Atlantic 17-7, Central 16-14, Midwest 7-7, Pacific 8-6).
- Milwaukee posted 16 victories in games it trailed at the half, a total which tied Portland for the league best.
- The Bucks made their 12th straight playoff appearance and 19th in the 23-year history of the franchise.
- For only the fifth time in 18 series, the Bucks lost a playoff series in which they held the homecourt advantage.

### PLAYOFF RECORD:

- Lost to Philadelphia, First Round, 0-3

### HONORS:

- Alvin Robertson - NBA All-Star Team and NBA All-Defensive First Team
- Ricky Pierce - NBA All-Star Team



# 1990-91 MILWAUKEE BUCKS

## REGULAR SEASON DAY-BY-DAY

Gm	Date	Opponent	W-L	Score	Record	Bucks High Scorer	Opp. High Scorer	Atten.
1	11/2	@ Detroit	L	104-115	0-1	Pierce, 31	Dumars, 19	21,454
2	11/3	Minnesota	W	111-93	1-1	Pierce/Robertson, 18	Campbell, 30	15,102
3	11/6	@ Miami	W	106-94	2-1	Robertson, 27	Rice, 19	15,008
4	11/8	Philadelphia	W	141-111	3-1	Pierce, 28	Barkley, 27	13,475
5	11/9	@ Washington	W	108-100	4-1	Pierce, 25	B.King, 34	9,829
6	11/13	Boston	W	119-91	5-1	Sikma, 21	McHale/Shaw, 19	15,321
7	11/14	@ New Jersey	L	95-112	5-2	Pierce, 23	Coleman, 20	6,424
8	11/16	@ Cleveland	L	94-99	5-3	Robertson, 24	Nance, 25	14,430
9	11/17	New Jersey	W	111-99	6-3	Pierce, 32	Bowie, 16	14,276
10	11/19	Utah	W	114-104	7-3	Pierce, 25	K.Malone, 24	13,568
11	11/21	Atlanta	W	105-93	8-3	Pierce, 22	M.Malone, 22	15,279
12	11/24	@ New York	W	107-97	9-3	Pierce, 31	Ewing, 32	17,101
13	11/27	Indiana	W	112-98	10-3	Pierce, 37	Schrempf, 20	13,492
14	11/28	@ Charlotte	L	111-118 (OT)	10-4	Pierce, 28	Chapman/Reid, 21	23,901
15	11/30	New York	W	103-97	11-4	Humphries, 20	Oakley, 19	15,294
16	12/2	@ Indiana	L	103-107	11-5	Sikma, 16	Person, 20	8,717
17	12/4	@ Philadelphia	L	108-109 (OT)	11-6	Robertson, 26	Barkley, 42	10,795
18	12/5	Cleveland	W	113-109 (OT)	12-6	Robertson, 31	Valentine, 24	13,941
19	12/7	@ Atlanta	W	104-103	13-6	Humphries/Sikma, 20	Rivers, 24	9,586
20	12/9	Seattle	W	105-99	14-6	Pierce, 24	Kemp, 31	14,327
21	12/11	Chicago	W	99-87	15-6	Humphries, 21	Jordan, 31	18,633*
22	12/12	@ Boston	L	111-129	15-7	Brickowski, 17	Bird, 30	14,890
23	12/15	L.A. Clippers	W	98-92	16-7	Brickowski, 25	Smith, 27	16,764
24	12/18	Detroit	W	106-101	17-7	Humphries, 36	Dumars, 19	15,439
25	12/21	@ Dallas	L	89-103	17-8	Pierce, 20	Blackman, 27	17,007
26	12/22	@ San Antonio	W	114-98	18-8	Sikma, 29	Robinson, 25	15,908
27	12/26	Golden State	W	126-119	19-8	Humphries/Pierce, 28	Mullin, 29	18,633*
28	12/29	@ New York	W	109-100	20-8	Pierce, 22	G.Wilkins, 24	17,077
29	12/30	Portland	W	117-112	21-8	Pierce, 31	Drexler, 21	18,633*
30	1/2	@ Charlotte	W	106-91	22-8	Sikma, 22	Newman, 19	23,901
31	1/3	Dallas	W	97-87	23-8	Pierce, 28	Harper, 21	15,671
32	1/5	Phoenix	W	88-86	24-8	Brickowski, 24	K.Johnson, 34	18,633*
33	1/8	Washington	W	99-96	25-8	Pierce, 22	B.King, 30	16,645
34	1/9	@ Boston	L	102-110	25-9	Pierce, 22	McHale, 30	14,890
35	1/11	Philadelphia	L	105-120	25-10	Pierce, 25	Barkley, 37	18,633*
36	1/12	@ Indiana	L	110-118	25-11	Pierce, 27	M.Williams/Schrempf, 19	12,049
37	1/14	@ Chicago	L	97-110	25-12	Pierce, 26	Jordan, 34	18,676
38	1/16	Indiana	W	126-119	26-12	Humphries, 33	Miller, 26	14,627
39	1/18	Oriando	W	125-106	27-12	Pierce, 25	Catledge, 21	17,245
40	1/20	@ Portland	L	112-116	27-13	Humphries, 27	Duckworth, 21	12,884
41	1/22	@ Seattle	L	101-132	27-14	Pierce, 21	E.Johnson, 29	9,469
42	1/23	@ Sacramento	L	91-95	27-15	Pierce, 22	Carr, 28	17,014
43	1/25	@ Golden State	L	98-127	27-16	Schayes, 25	Hardaway, 31	15,025
44	1/26	@ L.A. Clippers	L	98-99	27-17	Humphries, 22	Norman, 20	15,350
45	1/29	Denver	L	122-126	27-18	Pierce, 28	Adams, 41	15,993
46	2/1	Sacramento	W	117-112	28-18	Pierce, 33	Simmons, 26	18,075
47	2/3	Charlotte	W	120-111	29-18	Humphries, 27	Curry, 24	17,112
48	2/4	@ Cleveland	W	103-96	30-18	Pierce, 27	Daugherty, 30	12,580
49	2/6	Houston	L	109-111	30-19	Humphries, 30	Thorpe, 35	15,381
50	2/14	Detroit	L	94-102	30-20	Pierce, 18	Dumars, 31	16,945
51	2/15	@ Charlotte	W	106-103 (OT)	31-20	Robertson, 24	Newman, 20	23,901
52	2/17	@ Oriando	W	111-103 (OT)	32-20	Schayes, 26	Skiles/Smith, 20	15,077
53	2/19	Miami	W	116-90	33-20	Robertson, 21	Seikaly, 19	15,587
54	2/21	@ Houston	L	90-92	33-21	Brickowski, 18	Thorpe, 28	14,666
55	2/23	Cleveland	W	118-103	34-21	Schayes, 31	Daugherty, 23	18,633*
56	2/26	@ Miami	W	119-106	35-21	Schayes, 29	Burton/Douglas, 18	15,008
57	2/28	@ New Jersey	L	93-98	35-22	Robertson, 22	Petrovic, 22	8,870
58	3/1	Washington	W	106-105	36-22	Ellis, 20	B.King, 35	18,633*
59	3/3	Atlanta	L	106-115	36-23	Ellis, 32	Wilkins, 25	16,341
60	3/5	@ Chicago	L	86-104	36-24	Ellis/Grayser, 19	Jordan, 30	18,335
61	3/7	L.A. Lakers	W	99-94	37-24	Grayser, 23	Worthy, 26	18,633*
62	3/9	Charlotte	L	98-107	37-25	Humphries, 27	Newman, 27	18,633*
63	3/11	@ Detroit	W	96-85	38-25	Ellis, 30	Dumars, 17	21,454
64	3/13	Chicago	L	101-102	38-26	Schayes, 19	Jordan, 39	18,633*
65	3/14	@ Cleveland	L	101-103	38-27	Henson, 16	Nance, 31	13,649
66	3/17	New York	W	102-101	39-27	Ellis, 23	Ewing, 23	17,212
67	3/19	Miami	W	101-88	40-27	Ellis, 29	Burton, 24	16,274
68	3/22	@ L.A. Lakers	W	99-92	41-27	Brickowski, 32	Worthy, 34	17,505
69	3/23	@ Denver	W	140-136 (OT)	42-27	Ellis, 25	Adams, 54	10,750
70	3/25	@ Utah	L	98-109	42-28	Ellis, 25	K.Malone, 37	12,616
71	3/28	@ Phoenix	L	88-102	42-29	Brickowski, 17	Chambers/Majerle, 18	14,487
72	3/30	Atlanta	W	104-96	43-29	Brickowski/Roberts, 23	Wilkins, 27	17,683
73	4/2	@ Philadelphia	W	121-104	44-29	Roberts, 32	Williams, 17	15,155
74	4/4	San Antonio	L	101-105	44-30	Humphries, 20	Robinson, 35	17,163
75	4/6	New Jersey	W	133-114	45-30	Roberts, 34	Theus, 36	17,238
76	4/9	Detroit	W	105-95	46-30	Humphries, 23	Dumars, 42	15,081
77	4/11	Boston	W	111-92	47-30	Roberts, 26	McHale, 16	16,511
78	4/13	@ Atlanta	L	91-97	47-31	Brickowski, 23	Webb, 23	14,687
79	4/15	@ Chicago	L	94-103	47-32	Brickowski, 22	Jordan, 46	18,117
80	4/16	@ Washington	L	106-112 (OT)	47-33	Schayes, 23	Ellison, 27	7,491
81	4/19	@ Minnesota	L	91-109	47-34	Roberts, 17	Campbell, 28	19,006
82	4/20	Indiana	W	133-100	48-34	Roberts, 21	Miller, 23	17,295

\* denotes sellout

GENERAL  
INFO

FRONT  
OFFICE

PLAYERS

2012-13  
SEASON

STATS &  
RECORDS

HISTORY

NBA

OPPONENTS

MEDIA

# 1991-92 MILWAUKEE BUCKS



**BACK ROW:** Frank Brickowski, Larry Krystkowiak, Brad Lohaus, Dan Schayes, Moses Malone, Fred Roberts, Dale Ellis. **MIDDLE ROW:** Head Coach Frank Hamblen, Lester Conner, Alvin Robertson, Dave Popson, Jeff Grayer, Jay Humphries, Steve Henson, Vice President of Basketball Operations Del Harris. **FRONT ROW:** Equipment Manager Harold Lewis, Scout/Video Coordinator Larry Harris, Assistant Coach Larry Riley, Assistant Coach Butch Carter, Director of Player Personnel and Assistant Coach Lee Rose, Trainer Mark Pfeil, Assistant Trainer Phil Horton.

## REGULAR SEASON (31-51) - 6TH, CENTRAL DIVISION - PLAYOFFS (DNQ)

PLAYER	G-GS	MIN	FG-FGA	PCT	3FG-FA	PCT	FT-FTA	PCT	OR	DR	TR	AST	PF-DQ	STL	BLK	PTS	AVG
Ellis	81-11	2191	485-1034	.469	138-329	.419	164-212	.774	92	161	253	104	151-0	57	18	1272	15.7
Malone	82-77	2511	440-929	.474	3-8	.375	396-504	.786	320	424	744	93	136-0	74	64	1279	15.6
Humphries	71-71	2261	377-803	.469	42-144	.292	195-249	.783	44	140	184	466	210-2	119	13	991	14.0
Robertson	82-79	2463	396-922	.430	67-210	.319	151-198	.763	175	175	350	360	263-5	210	32	1010	12.3
Brickowski	65-60	1556	306-584	.524	3-6	.500	125-163	.767	97	247	344	122	223-11	60	23	740	11.4
Roberts	80-63	1746	311-645	.482	19-37	.514	128-171	.749	103	154	257	122	177-0	52	40	769	9.6
Krystkowiak	79-16	1848	293-660	.444	0-5	.000	128-169	.757	131	298	429	114	218-2	54	12	714	9.0
Grayer	82-11	1659	309-689	.448	19-66	.288	102-153	.667	129	128	257	150	142-0	64	13	739	9.0
Lohaus	70-8	1081	162-360	.450	57-144	.396	27-41	.659	65	184	249	74	144-5	40	71	408	5.8
Schayes	43-4	726	83-199	.417	0-0	—	74-96	.771	58	110	168	34	98-0	19	19	240	5.6
Conner	81-9	1420	103-239	.431	0-7	.000	81-115	.704	63	121	184	294	86-0	97	10	287	3.5
Henson	50-1	386	52-144	.361	23-48	.479	23-29	.793	17	24	41	82	50-0	15	1	150	3.0
Lane (TOT)	14-5	177	14-46	.304	0-0	—	9-27	.333	32	34	66	17	28-0	2	1	37	2.6
Lane (MIL)	2-0	6	1-1	1.000	0-0	—	1-2	.500	1	3	4	0	1-0	0	0	3	1.5
Popson	5-0	26	3-7	.429	0-1	.000	1-2	.500	2	3	5	3	5-0	2	1	7	1.4
<b>BUCKS</b>	<b>82</b>	<b>19980</b>	<b>3321-7216</b>	<b>.460</b>	<b>371-1005</b>	<b>.369</b>	<b>1596-2104</b>	<b>.759</b>	<b>1297</b>	<b>2172</b>	<b>3469</b>	<b>2018</b>	<b>1904-25</b>	<b>863</b>	<b>317</b>	<b>8609</b>	<b>105.0</b>

### HIGHLIGHTS:

- The Bucks sixth-place finish in the Central was the lowest since the team moved into the division in 1980-81.
- On Dec. 4, 1991, with Milwaukee sporting an 8-9 record, Del Harris relinquished his head coaching duties to concentrate on the club's basketball operations. Frank Hamblen, his top assistant for the previous four seasons, was named head coach.
- Milwaukee led the NBA in steals (863) for the third straight season and ranked second in turnovers forced at 17.3 per game.
- The Bucks set a new single-game mark with 24 steals vs. Orlando on March 6, 1992.
- Milwaukee finished second in the league in 3-point field goal percentage at 36.9 (371-1,005).
- Dale Ellis led the triple attack as he set new individual club records with 138 3-pointers and 329 trey attempts (both records have been broken).
- Milwaukee grabbed a club record 1,297 offensive rebounds, breaking the old mark of 1,261 set in 1980-81.
- The Bucks exploded for 53 points in the fourth quarter of a game at Cleveland on Nov. 12, 1991, establishing a new club record for points in a quarter.

### PLAYOFF RECORD:

- Did not qualify

### HONORS:

- None

# 1991-92 MILWAUKEE BUCKS

## REGULAR SEASON DAY-BY-DAY

Gm	Date	Opponent	W-L	Score	Record	Bucks High Scorer	Opp. High Scorer	Atten.
1	11/1	@ Detroit	W	109-99	1-0	Ellis, 24	Dumars, 20	21,454
2	11/2	Chicago	W	109-107	2-0	Robertson, 29	Jordan, 46	18,633*
3	11/5	@ New York	L	85-113	2-1	Ellis/Humphries, 14	McDaniel, 28	15,768
4	11/6	Golden State	L	114-120	2-2	Grayer, 27	Mullin, 32	14,591
5	11/8	@ Charlotte	W	125-122 (OT)	3-2	Malone, 23	Curry, 29	23,698
6	11/9	Dallas	W	111-94	4-2	Humphries, 24	Blackman, 28	15,175
7	11/11	@ Philadelphia	L	99-102	4-3	Malone, 20	Hawkins, 21	12,132
8	11/12	@ Cleveland	L	113-119	4-4	Ellis, 31	Daugherty, 25	14,267
9	11/15	@ Chicago	L	101-114	4-5	Robertson, 21	Pippen, 23	18,686
10	11/16	Miami	L	114-120 (OT)	4-6	Malone, 26	Rice, 30	15,621
11	11/19	Charlotte	W	127-104	5-6	Malone, 23	Gattison, 21	14,182
12	11/21	Washington	W	112-87	6-6	Ellis, 18	Ellison, 22	14,671
13	11/23	@ Golden State	L	115-120	6-7	Robertson, 22	Marclionis, 26	15,025
14	11/24	@ L.A. Lakers	L	97-102	6-8	Brickowski, 26	Green, 25	16,020
15	11/26	@ Portland	L	98-107 (OT)	6-9	Ellis, 23	Drexler, 30	12,888
16	11/30	Indiana	W	137-119	7-9	Schayes, 25	Schrempf, 35	14,623
17	12/3	L.A. Lakers	W	126-94	8-9	Grayer, 21	Green, 24	17,739
18	12/5	New Jersey	L	101-109	8-10	Ellis, 19	Petrovic, 23	13,884
19	12/6	@ Indiana	L	106-126	8-11	Roberts, 20	K.Williams, 23	10,132
20	12/8	San Antonio	W	102-83	9-11	Malone, 21	Robinson, 19	14,581
21	12/10	@ Atlanta	L	104-118	9-12	Malone, 27	Wilkins, 41	10,093
22	12/12	@ Washington	W	109-97	10-12	Malone, 24	English, 22	7,213
23	12/14	Minnesota	W	103-92	11-12	Humphries, 19	Mitchell, 21	14,911
24	12/18	@ Boston	L	117-131	11-13	Roberts, 19	McHale, 20	14,890
25	12/19	@ Orlando	W	95-87	12-13	Ellis, 27	Catledge, 20	15,151
26	12/21	Philadelphia	W	110-97	13-13	Malone, 28	Hawkins, 30	15,191
27	12/26	Cleveland	L	94-111	13-14	Robertson, 20	3 players, 16	16,184
28	12/29	Houston	W	110-100	14-14	Ellis, 22	Olajuwon, 27	15,178
29	1/2	@ Minnesota	W	92-91	15-14	Malone, 18	Campbell, 24	19,006
30	1/3	Chicago	W	113-108	16-14	Humphries, 23	Jordan, 44	18,633*
31	1/8	Utah	W	99-98	17-14	Malone, 22	K.Malone, 28	15,406
32	1/10	@ New Jersey	L	97-104	17-15	Ellis, 19	Petrovic, 25	9,230
33	1/11	Sacramento	L	105-106 (OT)	17-16	Ellis, 29	Simmons/Tisdale, 24	17,319
34	1/14	@ Atlanta	L	88-93	17-17	Ellis, 15	Wilkins, 27	9,390
35	1/15	@ Miami	L	115-134	17-18	Brickowski/Humphries, 23	Rice, 31	15,008
36	1/17	New York	W	90-85	18-18	Malone, 20	Wilkins, 24	15,364
37	1/19	Orlando	W	108-98	19-18	Ellis, Malone, 19	Catledge, 22	14,276
38	1/21	@ Houston	L	107-117	19-19	Ellis, 28	Floyd, 31	12,989
39	1/22	@ Dallas	L	116-118	19-20	Ellis, 23	Smith, 26	14,299
40	1/24	@ San Antonio	L	86-115	19-21	Robertson, 14	Robinson, 23	16,057
41	1/25	@ Denver	L	100-107 (OT)	19-22	Malone, 21	Anderson, 23	13,965
42	1/29	Atlanta	L	100-110	19-23	Malone, 28	Augmon, 25	14,683
43	1/31	Boston	W	102-100	20-23	Malone, 25	Douglas, 20	18,446
44	2/1	Seattle	W	122-106	21-23	Ellis, 23	Benjamin, 19	17,832
45	2/5	@ Detroit	L	94-102	21-24	Roberts, 19	Dumars, 24	21,454
46	2/6	Denver	W	106-97	22-24	Ellis, 25	Mutombo, 27	15,527
47	2/11	Detroit	W	104-87	23-24	Ellis/Malone, 24	Woolridge, 21	15,147
48	2/13	Charlotte	W	127-118	24-24	Ellis, 30	Gill, 30	14,083
49	2/14	@ Indiana	L	100-107	24-25	Humphries, 27	Miller, 25	10,688
50	2/16	@ Orlando	L	104-118	24-26	Ellis, 22	Bowie, 22	15,151
51	2/18	Cleveland	W	128-116	25-26	Malone, 30	Daugherty, 19	13,876
52	2/20	Miami	L	109-111	25-27	Brickowski, 25	Rice, 30	13,642
53	2/23	@ Cleveland	L	89-103	25-28	Robertson, 16	Daugherty, 25	17,357
54	2/25	@ Charlotte	L	82-94	25-29	Brickowski/Malone, 13	Gattison, 23	23,698
55	2/27	@ Detroit	L	98-104	25-30	Brickowski, 16	Dumars, 27	21,454
56	2/28	Chicago	L	105-109	25-31	Humphries, 28	Pippen, 41	18,633*
57	3/1	Atlanta	W	109-106 (OT)	26-31	Ellis, 26	Ferrell, 22	15,508
58	3/4	Charlotte	L	110-119	26-32	Brickowski/Ellis, 20	L.Johnson/Gill, 25	13,887
59	3/6	Orlando	W	124-102	27-32	Humphries, 22	Williams, 20	16,149
60	3/7	@ Washington (Balt.)	L	90-94	27-33	Robertson, 19	Adams/Grant, 24	12,054
61	3/10	Portland	L	112-126	27-34	Roberts, 25	Drexler, 29	13,974
62	3/12	Phoenix	L	100-106	27-35	Malone, 17	Chambers, 26	13,587
63	3/14	Philadelphia	W	110-105	28-35	Roberts, 19	Barkley, 33	18,497
64	3/17	Boston	W	127-106	29-35	Ellis, 22	Gamble, 20	15,245
65	3/19	@ New York	L	92-96	29-36	Robertson, 23	Ewing, 26	17,238
66	3/20	@ Indiana	L	97-102 (OT)	29-37	Robertson, 24	M.Williams, 22	11,647
67	3/22	Washington	W	109-88	30-37	Robertson, 29	Eackles, 17	17,802
68	3/24	@ Sacramento	L	102-113	30-38	Robertson, 22	Tisdale, 28	17,014
69	3/25	@ Phoenix	L	104-132	30-39	Brickowski, 19	Chambers, 33	14,496
70	3/27	@ Seattle	L	95-96	30-40	Malone, 30	E.Johnson, 21	11,450
71	3/28	@ L.A. Clippers	L	95-103	30-41	Brickowski, 22	Harper, 28	14,495
72	3/30	@ Utah	L	100-120	30-42	Ellis, 20	J.Malone, 30	19,911
73	4/1	New Jersey	L	117-121	30-43	Robertson, 30	Coleman, 33	13,691
74	4/3	@ New Jersey	L	103-122	30-44	Robertson, 23	Petrovic, 26	12,598
75	4/5	L.A. Clippers	L	96-97	30-45	Ellis, 21	Manning, 23	15,784
76	4/7	@ Chicago	L	101-116	30-46	Roberts, 18	Jordan, 30	18,676
77	4/8	Indiana	L	107-122	30-47	Roberts, 19	Miller, 24	14,064
78	4/10	@ Boston	L	100-109	30-48	Roberts, 17	McHale, 26	14,890
79	4/12	@ Philadelphia	W	94-90	31-48	Lohaus, 24	Anderson, 34	11,247
80	4/14	Detroit	L	94-98 (OT)	31-49	Ellis, 22	Dumars, 26	13,894
81	4/16	@ Miami	L	87-95	31-50	Lohaus, 23	Rice, 23	15,008
82	4/18	New York	L	103-114	31-51	3 players, 17	Jackson, 30	15,401

\* denotes sellout

GENERAL  
INFO

FRONT  
OFFICE

PLAYERS

2012-13  
SEASON

STATS &  
RECORDS

HISTORY

NBA

OPPONENTS

MEDIA

# 1992-93 MILWAUKEE BUCKS



**BACK ROW:** Derek Strong, Orlando Woolridge, Fred Roberts, Brad Lohaus, Dan Schayes, Moses Malone, Frank Brickowski, Anthony Avent.  
**MIDDLE ROW:** Sam Vincent, Lee Mayberry, Blue Edwards, Todd Day, Jon Barry, Eric Murdock, Head Coach Mike Dunleavy. **FRONT ROW:** Equipment Manager Harold Lewis, Assistant Trainer Phil Horton, Assistant Coach Jim Eyen, Assistant Coach Frank Hamblen, Assistant Coach Butch Carter, Trainer Mark Pfeil.

## REGULAR SEASON (28-54) - 6TH, CENTRAL DIVISION - PLAYOFFS (DNQ)

PLAYER	G-GS	MIN	FG-FGA	PCT	3FG-FA	PCT	FT-FTA	PCT	OR	DR	TR	AST	PF-DQ	STL	BLK	PTS	AVG
Brickowski	66-64	2075	456-836	.545	8-26	.308	195-268	.728	120	285	405	196	235-8	80	44	1115	16.9
Edwards	82-81	2729	554-1083	.512	37-106	.349	237-300	.790	123	259	382	214	242-1	129	45	1382	16.9
Murdock	79-78	2437	438-936	.468	31-119	.261	231-296	.780	95	189	284	603	177-2	174	7	1138	14.4
Day	71-37	1931	358-828	.432	54-184	.293	213-297	.717	144	147	291	117	222-1	75	48	983	13.8
Woolridge (TOT)	58-47	1555	289-599	.482	0-9	.000	120-177	.678	87	98	185	115	122-1	27	27	698	12.0
Woolridge (MIL)	8-0	78	18-33	.545	0-0	—	7-9	.778	3	6	9	3	8-0	1	2	43	5.4
Avent	82-78	2285	347-802	.433	0-2	.000	112-172	.651	180	332	512	91	237-0	57	73	806	9.8
Lohaus	80-24	1766	283-614	.461	85-230	.370	73-101	.723	59	217	276	127	178-1	47	74	724	9.1
Robertson	39-32	1065	139-290	.479	17-55	.309	44-70	.629	47	90	137	156	120-0	90	9	339	8.7
Roberts	79-5	1488	226-428	.528	12-29	.414	135-169	.799	91	146	237	118	138-0	57	27	599	7.6
Strong	23-0	339	42-92	.457	4-8	.500	68-85	.800	40	75	115	14	20-0	11	1	156	6.8
Abdelnaby	12-0	159	26-56	.464	0-1	.000	12-16	.750	12	25	37	10	24-0	6	4	64	5.3
Mayberry	82-4	1503	171-375	.456	43-110	.391	39-68	.574	26	92	118	273	148-1	59	7	424	5.2
Schayes	70-7	1124	105-263	.399	0-3	.000	112-137	.818	72	177	249	78	148-1	36	36	322	4.6
Malone	11-0	104	13-42	.310	0-0	—	24-31	.774	22	24	46	7	6-0	1	8	50	4.5
Barry	47-0	552	76-206	.369	21-63	.333	33-49	.673	10	33	43	68	57-0	35	3	206	4.4
Stivins	3-0	25	4-11	.364	0-0	—	3-4	.750	3	3	6	2	4-0	1	0	11	3.7
Ogg	3-0	26	3-9	.333	0-0	—	2-2	1.000	1	5	6	4	6-0	1	3	8	2.7
Pullard	8-0	37	8-18	.444	0-0	—	1-3	.333	2	6	8	2	5-0	2	2	17	2.1
O'Sullivan (TOT)	6-0	17	3-5	.600	0-0	—	3-4	.750	2	4	6	1	4-0	1	0	9	1.5
O'Sullivan (MIL)	3-0	7	1-2	.500	0-0	—	3-4	.750	0	2	2	1	3-0	1	0	5	1.7
<b>BUCKS</b>	<b>82</b>	<b>19730</b>	<b>3268-6924</b>	<b>.472</b>	<b>312-936</b>	<b>.333</b>	<b>1544-2081</b>	<b>.742</b>	<b>1050</b>	<b>2113</b>	<b>3163</b>	<b>2084</b>	<b>1978-15</b>	<b>863</b>	<b>393</b>	<b>8392</b>	<b>102.3</b>

### HIGHLIGHTS:

- The 25th Anniversary edition of the Milwaukee Bucks opened 1992-93 with seven new faces on their roster, representing the single largest turnover in club history (since broken).
- The "Young Bucks" were under the direction of Mike Dunleavy, Sr., named the team's head coach on May 12, 1992.
- The Bucks won 10 of their first 13 games but posted a record 18-51 mark over the final 69 games to finish at 28-54 overall.
- Milwaukee recorded a new club record for fewest turnovers in a game with five vs. Los Angeles Lakers on January 3, 1993 (since broken).
- An NBA record was set against the Bucks when Miami's Brian Shaw hit 10 3-pointers on April 8, 1993 in the Bradley Center.
- Milwaukee finished second in the NBA in steals with 863 (10.52 per game).
- The Bucks snapped a 14-game losing streak at the Boston Garden with a 115-109 win over the Celtics on March 12, 1993.

### PLAYOFF RECORD:

- Did not qualify

### HONORS:

- None

# 1992-93 MILWAUKEE BUCKS

## REGULAR SEASON DAY-BY-DAY

Gm	Date	Opponent	W-L	Score	Record	Bucks High Scorer	Opp. High Scorer	Atten.
1	11/6	@ Detroit	W	86-81	1-0	Brickowski, 19	Dumars, 21	21,454
2	11/7	Boston	W	124-88	2-0	Edwards, 30	Brown, 24	17,892
3	11/10	@ San Antonio	L	98-104	2-1	Lohaus/Robertson, 19	Robinson, 29	16,057
4	11/11	@ Dallas	W	124-116	3-1	Edwards, 31	Harper, 21	11,276
5	11/13	Chicago	L	96-101	3-2	Murdock, 25	Jordan, 34	18,633*
6	11/15	Denver	W	115-98	4-2	Edwards, 32	C.Jackson, 20	14,882
7	11/17	@ Atlanta	W	114-106	5-2	Brickowski/Murdock, 22	Wilkins, 34	7,771
8	11/21	Indiana	W	105-95	6-2	Murdock, 20	Miller, 21	18,214
9	11/24	@ Cleveland	L	105-109	6-3	Avent, 15	Price, 24	15,312
10	11/25	Cleveland	W	94-85	7-3	Lohaus, 17	Ehlo, 17	15,364
11	11/27	@ Philadelphia	W	115-111	8-3	Edwards, 28	Payne, 21	11,831
12	11/28	Washington	W	97-95	9-3	Brickowski, 25	Grant, 35	18,028
13	12/2	Miami	W	100-97	10-3	Brickowski, 23	Edwards/Seikaly, 26	14,516
14	12/3	@ Washington	L	95-113	10-4	Day, 19	Grant, 24	7,711
15	12/5	@ New York	L	98-111	10-5	Day, 19	Mason, 25	19,763
16	12/6	Phoenix	L	112-122	10-6	Avent/Edwards, 19	Knight, 22	16,646
17	12/8	@ Portland	L	97-126	10-7	Murdock, 21	Drexler, 25	12,888
18	12/10	@ Golden State	L	102-114	10-8	Edwards, 28	Hardaway, 29	15,025
19	12/12	@ Utah	L	82-108	10-9	Brickowski, 19	K.Malone, 27	19,911
20	12/13	@ L.A. Lakers	L	96-114	10-10	Murdock, 25	Peeler, 21	13,265
21	12/15	@ Seattle	L	100-108	10-11	Brickowski, 22	Payton, 22	10,327
22	12/17	New Jersey	L	101-102	10-12	Brickowski, 19	Petrovic, 22	13,986
23	12/19	Detroit	L	90-103	10-13	Edwards, 26	Thomas, 26	17,264
24	12/22	Sacramento	L	99-102 (OT)	10-14	Murdock, 30	Simmons, 23	14,536
25	12/26	New York	W	102-100 (OT)	11-14	Day, 22	Ewing, 28	17,682
26	12/28	@ Orlando	L	94-110	11-15	Edwards/Murdock, 18	Scott, 25	15,151
27	1/2	@ Atlanta	W	106-93	12-15	Edwards, 31	Graham, 21	14,349
28	1/3	L.A. Lakers	W	109-101	13-15	Murdock, 23	Divac, 21	15,881
29	1/5	Minnesota	W	114-100	14-15	Brickowski, 21	West, 28	14,085
30	1/7	Atlanta	L	94-100	14-16	Brickowski, 24	Augmon, 20	15,124
31	1/8	@ Chicago	L	95-120	14-17	Day, 20	Jordan, 35	18,676
32	1/10	L.A. Clippers	L	99-104	14-18	Edwards, 36	Manning, 24	14,034
33	1/12	@ Washington	L	98-121	14-19	Day, 26	Adams, 22	6,165
34	1/14	San Antonio	L	93-108	14-20	Brickowski, 18	Ellis, 26	13,854
35	1/16	Boston	L	99-110	14-21	Brickowski, 27	Lewis, 20	16,925
36	1/19	Portland	L	92-119	14-22	Day, 16	Drexler, 21	14,871
37	1/21	@ Indiana	W	110-108	15-22	Edwards, 27	Miller/Schrempf, 19	10,167
38	1/23	Philadelphia	L	104-113	15-23	Edwards/Murdock, 21	Hornacek, 33	16,253
39	1/26	Houston	W	100-86	16-23	Edwards, 24	Olajuwon, 22	14,584
40	1/28	@ Miami	W	109-87	17-23	Roberts, 27	Seikaly, 18	15,008
41	1/30	@ Minnesota	L	82-91	17-24	Murdock, 18	West, 24	19,006
42	2/1	Golden State	W	116-102	18-24	Day, 23	Hardaway, 20	16,236
43	2/3	Cleveland	L	100-108	18-25	Robertson, 18	Daugherty, 31	14,297
44	2/5	@ Charlotte	L	111-118	18-26	Avent/Day, 22	Johnson, 30	23,698
45	2/7	New Jersey	L	102-105	18-27	Brickowski, 26	Petrovic, 26	18,633*
46	2/9	@ Boston (Hartford)	L	92-104	18-28	Day, 29	Lewis/McDaniel, 20	14,137
47	2/12	@ Cleveland	L	98-120	18-29	Brickowski/Day, 17	Wilkins/Williams, 18	19,427
48	2/13	Indiana	W	117-115	19-29	Brickowski, 27	Schrempf, 34	16,294
49	2/15	Charlotte	W	128-122	20-29	Brickowski, 20	Mourning, 29	18,633*
50	2/16	@ New Jersey	L	88-100	20-30	Edwards, 21	Petrovic, 28	10,720
51	2/18	Utah	L	94-105	20-31	Edwards, 25	K.Malone, 26	14,263
52	2/23	@ Chicago	L	95-99	20-32	Brickowski, 26	Jordan, 34	18,197
53	2/24	New York	L	90-91	20-33	Lohaus, 18	Starks, 25	14,368
54	2/26	@ Philadelphia	L	111-114	20-34	Murdock, 21	Hawkins, 17	11,715
55	2/27	@ Detroit	W	95-93	21-34	Lohaus, 27	Dumars, 22	21,454
56	3/2	Dallas	W	120-86	22-34	Brickowski, 17	Rooks, 14	13,794
57	3/5	Orlando	W	109-91	23-34	Edwards, 21	3 players, 18	18,633*
58	3/7	Detroit	L	91-98	23-35	Murdock, 25	Dumars, 35	18,236
59	3/9	Atlanta	L	103-117	23-36	Murdock, 20	Wilkins, 37	16,805
60	3/11	Seattle	L	105-116	23-37	Brickowski, 32	Pierce, 27	14,816
61	3/12	@ Boston	W	115-109	24-37	Edwards/Murdock, 23	Lewis, 21	14,910
62	3/16	@ New York	L	99-102	24-38	Murdock, 19	Ewing, 35	19,763
63	3/17	@ Indiana	L	91-114	24-39	Day, 20	Miller/Mitchell, 20	10,095
64	3/19	@ New Jersey	L	85-99	24-40	Avent, 16	Petrovic, 27	15,326
65	3/20	Philadelphia	W	112-86	25-40	Edwards, 27	Hornacek, 22	16,881
66	3/24	@ L.A. Clippers	L	105-116	25-41	Murdock, 20	Manning, 27	11,294
67	3/26	@ Phoenix	L	103-109	25-42	Edwards, 24	Barkley, 31	19,023
68	3/27	@ Sacramento	W	125-105	26-42	Lohaus, 34	Williams, 30	17,317
69	3/29	Washington	L	107-114	26-43	Lohaus, 21	Adams/Chapman 24	14,437
70	4/1	@ Houston	L	115-121	26-44	Murdock, 22	Olajuwon, 24	13,082
71	4/2	@ Denver	L	107-116	26-45	Day, 30	Stith, 24	15,970
72	4/6	Chicago	W	113-109	27-45	Edwards, 24	Jordan, 30	18,633*
73	4/8	Miami	L	92-117	27-46	Lohaus, 20	Shaw, 32	15,487
74	4/10	Orlando	W	108-97	28-46	Avent, 24	O'Neal/Bowie, 20	18,633*
75	4/12	@ Miami	L	95-106	28-47	Day, 20	Rice, 25	15,008
76	4/13	@ Orlando	L	91-110	28-48	Day, 16	Scott, 41	15,151
77	4/15	Cleveland	L	93-108	28-49	Strong, 13	Ferry, 18	14,267
78	4/16	@ Chicago	L	105-119	28-50	Day/Murdock, 24	Jordan, 47	18,676
79	4/18	Indiana	L	98-108	28-51	Edwards/Murdock, 19	Miller, 36	16,036
80	4/21	@ Charlotte	L	111-119	28-52	Brickowski, 21	Newman, 30	23,698
81	4/23	@ Atlanta	L	106-122	28-53	Murdock, 25	Keefe, 30	12,756
82	4/24	Charlotte	L	106-108	28-54	Day, 24	Mourning, 27	18,633*

\* denotes sellout

GENERAL INFO

FRONT OFFICE

PLAYERS

2012-13 SEASON

STATS & RECORDS


HISTORY

NBA

OPPONENTS

MEDIA

# 1993-94 MILWAUKEE BUCKS



**BACK ROW:** Joe Courtney, Anthony Cook, Mike Gminski, Brad Lohaus, Vin Baker, Ken Norman. **MIDDLE ROW:** Eric Murdock, Lee Mayberry, Todd Day, Derek Strong, Blue Edwards, Jon Barry, Head Coach Mike Dunleavy. **FRONT ROW:** Equipment Manager Harold Lewis, Assistant Trainer Phil Horton, Assistant Coach Jim Eyen, Assistant Coach Frank Hamblen, Assistant Coach Butch Carter, Trainer Mark Pfeil.

## REGULAR SEASON (20-62) - 6TH, CENTRAL DIVISION - PLAYOFFS (DNQ)

PLAYER	G-GS	MIN	FG-FGA	PCT	3FG-FA	PCT	FT-FTA	PCT	OR	DR	TR	AST	PF-DQ	STL	BLK	PTS	AVG
Murdock	82-76	2533	477-1019	.468	69-168	.411	234-288	.813	91	170	261	546	189-2	197	12	1257	15.3
Brickowski	43-40	1441	251-521	.482	3-18	.167	148-191	.775	53	226	279	165	165-3	52	16	653	15.2
Baker	82-63	2560	435-869	.501	1-5	.200	234-411	.569	277	344	621	163	231-3	60	114	1105	13.5
Day	76-39	2127	351-845	.415	33-148	.223	231-331	.698	115	195	310	138	221-4	103	52	966	12.7
Norman	82-75	2539	412-919	.448	63-189	.333	92-183	.503	169	331	500	222	209-2	58	46	979	11.9
Edwards	82-64	2322	382-800	.478	38-106	.358	151-189	.799	104	225	329	171	235-1	83	27	953	11.6
Avent	33-20	695	92-228	.404	0-0	—	61-79	.772	60	94	154	33	60-0	16	20	245	7.4
Strong	67-11	1131	141-341	.413	3-13	.231	159-206	.772	109	172	281	48	69-1	38	14	444	6.6
Barry	72-7	1242	158-382	.414	32-115	.278	97-122	.795	36	110	146	168	110-0	102	17	445	6.2
Mayberry	82-6	1472	167-402	.415	41-119	.345	58-84	.690	26	75	101	215	114-0	46	4	433	5.3
Lohaus	67-2	962	102-281	.363	46-134	.343	20-29	.690	33	117	150	62	142-3	30	55	270	4.0
Foster	3-0	19	4-7	.571	0-0	—	2-2	1.000	0	3	3	0	3-0	0	1	10	3.3
Courtney (TOT)	52-1	345	67-148	.453	2-3	.667	32-47	.681	28	28	56	15	44-0	10	12	168	3.2
Courtney (MIL)	19-0	177	27-70	.386	2-3	.667	9-15	.600	14	15	29	6	21-0	7	6	65	3.4
Gminski (TOT)	29-7	309	36-103	.350	0-0	—	14-18	.778	22	52	74	11	23-0	13	16	86	3.0
Gminski (MIL)	8-1	54	5-24	.208	0-0	—	3-4	.750	3	12	15	0	3-0	0	3	13	1.6
Cook (TOT)	25-0	203	26-54	.481	0-1	.000	10-25	.400	20	36	56	4	22-0	3	14	62	2.5
Cook (MIL)	23-0	201	26-53	.491	0-1	.000	10-25	.400	20	36	56	4	22-0	3	12	62	2.7
Schayes	23-6	230	14-46	.304	0-0	—	21-22	.955	16	29	45	5	27-0	5	8	49	2.1
<b>BUCKS</b>	<b>82</b>	<b>19705</b>	<b>3044-6807</b>	<b>.447</b>	<b>331-1019</b>	<b>.325</b>	<b>1530-2181</b>	<b>.702</b>	<b>1126</b>	<b>2154</b>	<b>3280</b>	<b>1946</b>	<b>1821-19</b>	<b>800</b>	<b>407</b>	<b>7949</b>	<b>96.9</b>

### HIGHLIGHTS:

- Milwaukee's 20-62 overall record was the worst in the 26-year history of the franchise.
- Milwaukee established franchise season-lows (since broken) for total points with 7,949 (the previous mark was 8,254 in 1974-75) and scoring average at 96.9 ppg (100.7 ppg in 1974-75).
- Milwaukee reached the 12 million mark in all-time home attendance on March 31, 1994 vs. Portland.
- The Bucks ranked first in the NBA with only 21 player games missed due to injury/illness.

### PLAYOFF RECORD:

- Did not qualify

### HONORS:

- Vin Baker - NBA All-Rookie First Team

# 1993-94 MILWAUKEE BUCKS

## REGULAR SEASON DAY-BY-DAY

Gm	Date	Opponent	W-L	Score	Record	Bucks High Scorer	Opp. High Scorer	Atten.
1	11/5	@ Cleveland	W	94-91	1-0	Norman, 24	Battle, 22	17,102
2	11/6	Charlotte	L	103-120	1-1	Norman, 28	Newman, 25	18,633*
3	11/8	@ Boston	L	100-108	1-2	Murdock, 22	Douglas, 19	14,890
4	11/10	Chicago	L	90-91	1-3	Edwards, 21	Grant, 20	18,633*
5	11/11	@ Miami	L	103-116	1-4	Norman, 30	Seikaly, 33	15,010
6	11/13	@ New York	L	86-99	1-5	Day, 17	Starks, 35	19,763
7	11/16	Minnesota	L	98-102	1-6	Lohaus, 21	Laettner, 29	13,871
8	11/17	@ Washington	L	104-117	1-7	Murdock, 22	MacLean, 38	6,817
9	11/20	San Antonio	L	97-101	1-8	Murdock, 20	Robinson, 31	16,365
10	11/24	Atlanta	L	85-89	1-9	Edwards, 28	Ehlo, 21	14,081
11	11/26	@ Charlotte	L	99-110	1-10	Avent, 19	L.Johnson, 28	23,698
12	11/27	Boston	W	89-85	2-10	Edwards, 19	Douglas, 24	15,127
13	11/29	@ San Antonio	L	95-102	2-11	Murdock, 18	Robinson, 34	15,401
14	11/30	@ Houston	L	91-102	2-12	Avent, 17	Olajuwon, 20	14,186
15	12/3	@ Dallas	W	107-106	3-12	Brickowski, 30	Mashburn, 28	11,690
16	12/5	Phoenix	L	98-117	3-13	Norman, 25	Barkley, 23	18,255
17	12/8	L.A. Clippers	L	97-100	3-14	Brickowski, 20	Manning, 24	13,287
18	12/10	@ Detroit	W	90-88	4-14	Norman, 16	Polynice, 25	21,454
19	12/11	Philadelphia	L	86-99	4-15	Brickowski, 26	Malone, 18	16,267
20	12/13	@ Phoenix	L	104-112	4-16	Day, 21	K.Johnson, 32	19,023
21	12/15	@ Sacramento	W	96-95	5-16	Murdock, 32	Richmond, 27	17,317
22	12/17	@ Seattle	L	97-127	5-17	Brickowski, 17	Pierce, 21	14,258
23	12/19	@ Portland	L	81-93	5-18	Brickowski, 15	Porter, 17	12,888
24	12/20	@ L.A. Clippers	W	105-92	6-18	Norman, 20	Harper, 20	9,553
25	12/22	Dallas	W	96-86	7-18	Day, 21	Mashburn, 29	15,032
26	12/23	@ Cleveland	L	88-107	7-19	Day, 21	Wilkins, 20	14,129
27	12/27	Washington	L	87-96	7-20	Mayberry, 15	MacLean, 28	15,560
28	12/30	Cleveland	W	105-103	8-20	Brickowski, 22	Daugherty, 26	14,086
29	1/5	@ New Jersey	W	100-91	9-20	Baker, 29	Edwards, 19	12,319
30	1/6	New York	L	86-92	9-21	Baker, 18	Oakley, 21	13,874
31	1/8	New Jersey	L	87-90	9-22	Day, 17	Edwards, 19	15,196
32	1/11	Indiana	L	76-82	9-23	Day, 20	A.Davis, 26	13,364
33	1/13	Utah	L	83-101	9-24	Baker, 17	Humphries/K.Malone, 14	13,864
34	1/15	Orlando	L	105-113	9-25	Brickowski, 32	O'Neal, 33	18,633*
35	1/17	@ Atlanta	L	98-102	9-26	Edwards, 16	Wilkins, 37	8,461
36	1/18	Detroit	W	123-91	10-26	Barry, 21	Houston, 19	12,879
37	1/21	Charlotte	W	113-110	11-26	3 players, 20	E.Johnson, 29	17,764
38	1/22	@ Charlotte	L	80-91	11-27	Curry, 19	Curry, 21	23,698
39	1/24	@ Indiana	W	96-88	12-27	Barry, 23	Miller, 26	9,093
40	1/25	Atlanta	L	90-95	12-28	Edwards, 26	Wilkins, 23	13,861
41	1/28	@ Chicago	L	96-113	12-29	Murdock, 25	Pippen, 30	18,231
42	1/29	@ Philadelphia	L	89-94	12-30	Murdock, 23	Barros, 28	12,353
43	2/1	Miami	L	82-88	12-31	Edwards, 18	Rice, 23	13,197
44	2/2	@ Detroit	L	90-104	12-32	Murdock, 24	Houston, 28	17,156
45	2/4	@ Orlando	W	98-92	13-32	Brickowski, 21	O'Neal, 29	15,291
46	2/5	Seattle	L	94-115	13-33	Brickowski, 24	Schrempf, 18	18,633*
47	2/8	Houston	W	106-98	14-33	Murdock, 28	Olajuwon, 27	15,189
48	2/10	Chicago	L	80-97	14-34	Day, 26	Pippen, 23	18,633*
49	2/15	@ Minnesota	L	90-97	14-35	Baker, 21	Laettner, 23	17,454
50	2/16	Denver	L	95-107	14-36	Barry, 17	Abdul-Rauf, 21	14,131
51	2/18	@ Charlotte	W	106-99	15-36	Norman, 25	Hawkins, 28	23,698
52	2/20	Orlando	L	104-109	15-37	Baker, Day, 20	O'Neal, 38	18,174
53	2/22	Golden State	L	111-115	15-38	Day, 27	Sprewell, 34	13,945
54	2/25	@ Atlanta	L	100-111	15-39	Murdock/Norman, 22	Blaylock, 24	15,869
55	2/26	Washington	W	115-100	16-39	Baker/Edwards, 21	MacLean, 30	16,258
56	3/1	Miami	L	102-110	16-40	Baker, 26	Rice, 25	13,855
57	3/5	Detroit	W	117-108	17-40	Murdock, 28	Dumars, 42	16,942
58	3/7	L.A. Lakers	L	84-106	17-41	Day, 18	Smith, 25	14,978
59	3/9	Indiana	L	94-105	17-42	Baker, 21	Miller, 22	13,849
60	3/11	Sacramento	L	100-108	17-43	Baker, 22	Richmond, 25	17,508
61	3/12	@ Indiana	L	97-104	17-44	Murdock, 26	McKey, 24	14,508
62	3/15	@ Miami	L	94-101	17-45	Murdock, 32	Rice, 28	14,911
63	3/17	@ New York	L	83-105	17-46	Baker, 25	Ewing, 26	19,763
64	3/20	Philadelphia	W	103-101	18-46	Edwards, 23	Weatherspoon, 25	14,837
65	3/22	@ Denver	L	94-108	18-47	Murdock, 30	Abdul-Rauf, 22	15,424
66	3/24	@ Golden State	L	112-114	18-48	Norman, 29	Mullin/Sprewell, 25	15,025
67	3/25	@ Utah	L	96-103	18-49	Edwards, 24	Malone, 27	19,911
68	3/27	@ L.A. Lakers	L	101-110	18-50	Day, 25	Lynch, 30	17,505
69	3/29	Boston	L	107-119 (OT)	18-51	Day, 24	Fox, 33	13,778
70	3/31	Portland	W	111-109	19-51	Norman, 37	Porter, 36	13,284
71	4/2	@ Washington	L	96-104	19-52	Baker, 22	MacLean, 29	12,117
72	4/5	@ Orlando	L	97-104	19-53	Murdock/Strong, 22	Turner, 22	15,291
73	4/6	@ Philadelphia	L	114-115	19-54	Norman, 24	J.Malone, 32	6,705
74	4/9	@ Chicago	L	99-125	19-55	Norman, 20	Williams, 21	18,676
75	4/12	@ Cleveland	L	91-119	19-56	Murdock, 20	Brandon/Phills, 22	17,494
76	4/13	New Jersey	L	105-107	19-57	Murdock, 23	Newman, 21	13,286
77	4/15	Atlanta	L	96-105	19-58	Norman, 21	Willis, 24	17,596
78	4/16	Cleveland	L	90-91	19-59	Murdock, 17	Price, 21	15,462
79	4/19	@ Boston	L	112-120	19-60	Norman, 28	Fox, 31	14,890
80	4/20	Detroit	W	103-78	20-60	Mayberry, 19	Houston, 19	14,876
81	4/22	New York	L	85-125	20-61	Murdock, 15	Ewing, 22	16,704
82	4/23	@ New Jersey	L	100-135	20-62	Baker, 18	Benjamin, 20	20,049

\* denotes sellout

GENERAL INFO

FRONT OFFICE

PLAYERS

2012-13 SEASON

STATS & RECORDS


HISTORY

NBA

OPPONENTS

MEDIA

# 1994-95 MILWAUKEE BUCKS



**BACK ROW:** Marty Conlon, Ed Pinckney, Alton Lister, Eric Mobley, Vin Baker, Glenn Robinson. **MIDDLE ROW:** Eric Murdock, Jon Barry, Johnny Newman, Todd Day, Tate George, Lee Mayberry, Head Coach Mike Dunleavy. **FRONT ROW:** Equipment Manager Harold Lewis, Assistant Trainer Phil Horton, Assistant Coach Jim Eyen, Assistant Coach Frank Hamblen, Assistant Coach Butch Carter, Trainer Mark Pfeil.

## REGULAR SEASON (34-48) - 6TH, CENTRAL DIVISION - PLAYOFFS (DNQ)

PLAYER	G-GS	MIN	FG-FGA	PCT	3FG-FA	PCT	FT-FTA	PCT	OR	DR	TR	AST	PF-DQ	STL	BLK	PTS	AVG
Robinson	80-76	2958	636-1410	.451	86-268	.321	397-499	.796	169	344	513	197	234-2	115	22	1755	21.9
Baker	82-82	3361	594-1229	.483	7-24	.292	256-432	.593	289	557	846	296	277-5	86	116	1451	17.7
Day	82-81	2717	445-1049	.424	163-418	.390	257-341	.754	95	227	322	134	283-6	104	63	1310	16.0
Murdock	75-32	2158	338-814	.415	90-240	.375	211-267	.790	48	166	214	482	139-0	113	12	977	13.0
Conlon	82-3	2064	344-647	.532	8-29	.276	119-194	.613	160	266	426	110	218-3	42	18	815	9.9
Newman	82-11	1896	226-488	.463	45-128	.352	137-171	.801	72	101	173	91	234-3	69	13	634	7.7
Mayberry	82-50	1744	172-408	.422	72-177	.407	58-83	.699	21	61	82	276	123-0	51	4	474	5.8
Mobley	46-26	587	78-132	.591	2-2	1.000	22-45	.489	55	98	153	21	63-0	8	27	180	3.9
Barry	52-0	602	57-134	.425	16-48	.333	61-80	.763	15	34	49	85	54-0	30	4	191	3.7
Young	7-0	77	9-17	.529	5-12	.417	1-1	1.000	1	4	5	12	8-0	4	0	24	3.4
Lister	60-32	776	66-134	.493	0-1	.000	35-70	.500	67	169	236	12	146-3	16	57	167	2.8
Pinckney	62-17	835	48-97	.495	0-0	—	44-62	.710	65	146	211	21	64-0	34	17	140	2.3
Williams	15-0	72	8-24	.333	0-1	.000	8-12	.667	5	14	19	0	14-0	2	6	24	1.6
George (TOT)	3-0	8	1-3	.333	0-1	.000	2-2	1.000	1	0	1	0	1-0	0	0	4	1.3
George (MIL)	3-0	8	1-3	.333	0-1	.000	2-2	1.000	1	0	1	0	1-0	0	0	4	1.3
<b>BUCKS</b>	<b>82</b>	<b>19855</b>	<b>3022-6586</b>	<b>.459</b>	<b>494-1349</b>	<b>.366</b>	<b>1608-2259</b>	<b>.712</b>	<b>1063</b>	<b>2187</b>	<b>3250</b>	<b>1737</b>	<b>1858-22</b>	<b>674</b>	<b>359</b>	<b>8146</b>	<b>99.3</b>

### HIGHLIGHTS:

- With the first overall pick in the 1994 NBA Draft, the Bucks tabbed Glenn Robinson from Purdue. Robinson averaged 21.9 points per game, topped among all rookies, and led the Bucks in scoring.
- Milwaukee's 34-48 overall record represented a 14-victory improvement over the 20-62 mark of 1993-94, the third-best jump in the NBA behind only Dallas (+23) and the L.A. Lakers (+15).
- The Bucks suffered the biggest defeat in franchise history, a 152-104 loss to Orlando on Feb. 20, 1995.
- The Bucks topped the NBA for the second straight season in fewest games missed due to injury/illness with 10, the fewest in club history.

### PLAYOFF RECORD:

- Did not qualify

### HONORS:

- Vin Baker – NBA All-Star Team
- Glenn Robinson – NBA All-Rookie First Team



# 1994-95 MILWAUKEE BUCKS

## REGULAR SEASON DAY-BY-DAY

Gm	Date	Opponent	W-L	Score	Record	Bucks High Scorer	Opp. High Scorer	Atten.
1	11/4	@ Philadelphia	W	91-86	1-0	Conlon/Newman, 20	Barros, 21	16,114
2	11/5	L.A. Lakers	W	97-96	2-0	Baker, 22	Ceballos, 20	18,633*
3	11/10	@ Cleveland	L	88-108	2-1	Newman, 30	Price, 18	19,203
4	11/11	Charlotte	L	115-123	2-2	Day, 21	Curry, 28	16,236
5	11/15	Indiana	W	82-81	3-2	Robinson, 18	Miller, 17	15,264
6	11/18	@ Atlanta	W	97-93 (OT)	4-2	Robinson, 26	Long, 27	11,862
7	11/19	Seattle	L	96-120	4-3	Mayberry, 22	Poynt, 25	18,633*
8	11/22	@ Boston (Hartford)	W	116-94	5-3	Day, 23	Fox, 16	12,829
9	11/23	@ Detroit	L	108-113	5-4	Newman, 24	Mills, 24	21,454
10	11/25	@ Indiana	L	106-111	5-5	Day, 31	Smits, 30	16,694
11	11/26	Orlando	L	105-113	5-6	Day, 26	Hardaway, 35	18,633*
12	11/29	Phoenix	L	106-123	5-7	Baker, 23	Majerle, 23	14,564
13	12/1	Cleveland	L	87-93	5-8	Day, 34	Price, 17	13,648
14	12/3	@ Seattle	L	108-111	5-9	Robinson, 24	Kemp, 26	14,661
15	12/4	@ Portland	L	103-106	5-10	Robinson, 25	Drexler, 36	12,888
16	12/6	@ Sacramento	L	105-108	5-11	Robinson, 31	Polynice, 22	17,317
17	12/7	@ L.A. Clippers	L	94-96 (OT)	5-12	Robinson, 22	Vaught, 30	6,433
18	12/10	Chicago	W	106-103	6-12	Newman, 21	Armstrong, 21	18,633*
19	12/13	@ Charlotte	L	101-107	6-13	Robinson, 24	Hawkins, 23	23,698
20	12/14	Philadelphia	W	99-96	7-13	Robinson, 32	Burton, 28	13,785
21	12/18	Utah	L	98-101	7-14	Day, 23	Malone, 27	16,624
22	12/20	@ Atlanta	L	97-115	7-15	Robinson, 22	Norman, 28	8,818
23	12/21	@ Miami	L	112-122 (2OT)	7-16	Baker, 26	Rice, 30	14,402
24	12/23	@ Orlando	L	91-123	7-17	Robinson, 20	O'Neal, 32	16,010
25	12/26	New Jersey	W	101-97	8-17	Baker, 26	Morris, 28	16,475
26	12/27	@ Detroit	W	98-88	9-17	Baker, 24	Mills, 23	18,209
27	12/30	Charlotte	L	94-101	9-18	Day, 21	Burrell/Johnson, 25	18,026
28	1/3	@ Utah	L	91-123	9-19	Robinson, 24	Hornacek, 18	18,710
29	1/5	@ Golden State	W	111-103	10-19	Day, 27	Hardaway, 26	15,025
30	1/6	@ L.A. Lakers	L	98-106	10-20	Day, 29	Jones, 26	13,227
31	1/8	@ Denver	L	96-102 (OT)	10-21	Robinson, 21	3 players, 16	19,171
32	1/9	@ Phoenix	L	102-119	10-22	Baker, 24	Tisdale, 24	19,023
33	1/11	Sacramento	W	97-88	11-22	Baker, 26	Richmond, 17	13,279
34	1/13	New York	L	88-91	11-23	Robinson, 24	Ewing, 24	17,909
35	1/14	@ Indiana	W	97-95	12-23	Robinson, 21	Smits, 22	16,716
36	1/18	@ Chicago	W	97-93	13-23	Robinson, 24	Kerr, 19	21,191
37	1/19	Washington	W	120-115	14-23	Robinson, 30	Chapman, 30	13,311
38	1/21	Detroit	W	120-100	15-23	Baker, 25	Dumars, 29	18,633*
39	1/24	Houston	L	99-115	15-24	Conlon, 21	Olajuwon, 31	14,556
40	1/25	@ Philadelphia	W	98-97	16-24	Robinson, 29	Burton, 33	8,383
41	1/27	Miami	L	87-96	16-25	Day, 20	Coles, 25	18,171
42	1/28	@ Orlando	L	103-107	16-26	Baker, 27	Scott, 27	16,010
43	1/31	Dallas	W	107-105	17-26	Robinson, 38	Jackson, 26	15,398
44	2/1	@ New Jersey	L	77-95	17-27	Robinson, 21	Morris, 20	12,565
45	2/3	@ Charlotte	L	98-117	17-28	Robinson, 28	Bogues, 23	23,698
46	2/4	Philadelphia	L	96-102	17-29	Robinson, 22	Barros, 31	18,633
47	2/7	@ New York	W	95-87	18-29	Baker/Murdock, 22	Ewing/Starks, 23	19,763
48	2/8	Minnesota	W	100-93	19-29	Robinson, 37	Rooks, 23	14,568
49	2/14	@ Miami	L	99-112	19-30	Robinson, 30	Owens, 20	14,345
50	2/16	Cleveland	L	85-106	19-31	Robinson, 22	Mills, 23	13,498
51	2/18	Chicago	W	118-111	20-31	Baker, 27	Kukoc, 27	18,633*
52	2/20	Orlando	L	104-152	20-32	Day/Robinson, 22	O'Neal, 30	18,633*
53	2/22	Washington	W	100-92	21-32	Day, 21	Cheaney, 22	13,922
54	2/24	Indiana	L	86-98	21-33	Murdock, 21	D. Davis, 21	18,633*
55	2/27	@ Detroit	L	89-97	21-34	Day, 24	Addison, 21	14,248
56	2/28	Miami	L	85-95	21-35	Robinson, 22	Rice, 24	13,075
57	3/2	Atlanta	W	102-93	22-35	Robinson, 28	Augmon, 25	13,244
58	3/3	@ Boston	L	91-103	22-36	Day, 23	Radja, 24	14,890
59	3/5	@ New Jersey	L	94-99	22-37	Robinson, 21	Anderson, 22	20,049
60	3/7	Portland	L	100-106	22-38	Murdock, 29	Porter, 36	13,298
61	3/10	@ Washington (Bal.)	W	114-111	23-38	Day, 26	Cheaney, 26	12,756
62	3/12	Denver	L	93-109	23-39	Baker, 21	Rogers, 21	17,189
63	3/14	Charlotte	W	99-86	24-39	Robinson, 27	Mourning, 18	16,572
64	3/15	@ Indiana	L	108-117	24-40	Day, 34	Miller, 40	16,466
65	3/17	@ Chicago	L	86-87	24-41	3 players, 16	Pippen, 27	22,307
66	3/19	Boston	W	95-94	25-41	Robinson, 28	Douglas, 23	17,688
67	3/21	Golden State	W	115-109	26-41	Day, 33	Legler, 19	13,187
68	3/23	L.A. Clippers	W	104-93	27-41	Robinson, 32	Vaught, 19	15,397
69	3/25	San Antonio	L	105-113	27-42	Robinson, 27	Robinson, 27	18,633*
70	3/28	@ Dallas	L	93-114	27-43	Robinson, 21	Mashburn, 21	16,138
71	3/31	@ San Antonio	L	102-118	27-44	Robinson, 31	Robinson, 26	32,107
72	4/1	@ Houston	W	93-87	28-44	Robinson, 29	Drexler, 23	16,611
73	4/5	New York	L	94-114	28-45	Robinson, 22	Ewing, 34	14,679
74	4/7	New Jersey	W	107-92	29-45	Robinson, 25	Gilliam, 26	18,633*
75	4/9	Atlanta	W	102-99	30-45	Robinson, 32	Blaylock, 22	18,633*
76	4/11	Detroit	W	114-109 (OT)	31-45	Baker, 31	Houston, 36	16,510
77	4/14	@ Minnesota	L	100-104 (OT)	31-46	Robinson, 28	Laettner, 25	18,671
78	4/15	@ Washington	L	110-114	31-47	Baker, 30	Howard, 31	18,756
79	4/17	@ New York	W	99-93	32-47	Baker, 28	Mason, 17	19,763
80	4/19	Boston	W	106-97	33-47	Baker, 27	Douglas, 26	18,418
81	4/21	@ Cleveland	L	82-103	33-48	Murdock, 24	Williams, 24	20,562
82	4/23	Chicago	W	104-100	34-48	Robinson, 36	Jordan, 33	18,633*

\* denotes sellout

GENERAL  
INFO

FRONT  
OFFICE

PLAYERS

2012-13  
SEASON

STATS &  
RECORDS

HISTORY

NBA

OPPONENTS

MEDIA

# 1995-96 MILWAUKEE BUCKS



**BACK ROW:** Glenn Robinson, Vin Baker, Marty Colon, Benoit Benjamin, Mike Peplowski, Kevin Duckworth, Terry Cummings, Randolph Keys.  
**MIDDLE ROW:** Head Coach Mike Dunleavy, Assistant Coach Frank Hamblen, Shawn Respert, Johnny Newman, Lee Mayberry, Sherman Douglas, V.P. of Player Personnel Lee Rose. **FRONT ROW:** Shooting Coach Andy Enfield, Trainer Mark Pfeil, Assistant Coach Butch Carter, Assistant Coach Jim Eyan, Assistant Trainer Phil Horton, Equipment Manager Harold Lewis.

## REGULAR SEASON (25-57) - 7TH, CENTRAL DIVISION - PLAYOFFS (DNQ)

PLAYER	G-GS	MIN	FG-FGA	PCT	3FG-FA	PCT	FT-FTA	PCT	OR	DR	TR	AST	PF-DQ	STL	BLK	PTS	AVG
Baker	82-82	3319	699-1429	.489	10-48	.208	321-479	.670	263	545	808	212	272-3	68	91	1729	21.1
Robinson	82-82	3249	627-1382	.454	90-263	.342	316-389	.812	136	368	504	293	236-2	95	42	1660	20.2
Douglas (TOT)	79-66	2335	345-685	.504	40-110	.364	160-219	.731	55	125	180	436	163-0	63	5	890	11.5
Douglas (MIL)	69-62	2101	309-601	.514	39-103	.379	135-179	.754	49	108	157	397	147-0	61	5	792	11.5
Newman	82-82	2690	321-649	.495	61-162	.377	186-232	.802	66	134	200	154	257-4	90	15	889	10.8
Day	8-0	171	22-71	.310	5-25	.200	24-26	.923	8	14	22	5	27-1	4	3	73	9.1
Benjamin (TOT)	83-71	1896	294-590	.498	0-3	.000	140-194	.722	141	398	539	64	224-1	45	85	728	8.8
Benjamin (MIL)	70-58	1492	223-429	.520	0-3	.000	101-138	.732	110	326	436	48	184-0	35	70	547	7.8
Cummings	81-13	1777	270-584	.462	1-7	.143	104-160	.650	162	283	445	89	263-2	56	30	645	8.0
Murdock	9-0	193	24-66	.364	6-23	.261	8-12	.667	5	9	14	35	16-0	6	0	62	6.9
Conlon	74-1	958	153-327	.468	5-30	.167	84-110	.764	58	119	177	68	126-1	20	11	395	5.3
Mayberry	82-20	1705	153-364	.420	75-189	.397	41-68	.603	21	69	90	302	144-1	64	10	422	5.1
Respert	62-0	845	113-292	.387	42-122	.344	35-42	.833	28	46	74	68	67-0	32	4	303	4.9
Keys	69-1	816	87-208	.418	22-71	.310	36-43	.837	41	84	125	65	139-2	32	14	232	3.4
Reynolds	19-0	191	21-53	.396	1-10	.100	13-21	.619	13	20	33	12	20-0	15	6	56	2.9
Lister	7-5	88	4-9	.444	0-0	---	2-2	1.000	7	22	29	4	15-0	0	3	10	1.4
Mobley	5-3	65	2-7	.286	0-0	---	2-4	.500	3	9	12	0	5-0	1	1	6	1.2
Duckworth	8-1	58	3-14	.214	0-0	---	3-6	.500	2	5	7	2	19-0	2	0	9	1.1
Peplowski (TOT)	7-0	17	3-5	.600	0-0	---	1-3	.333	1	3	4	1	10-0	1	2	7	1.0
Peplowski (MIL)	5-0	12	3-5	.600	0-0	---	1-3	.333	1	3	4	1	6-0	1	2	7	1.4
<b>BUCKS</b>	<b>82</b>	<b>19730</b>	<b>3034-6490</b>	<b>.467</b>	<b>357-1056</b>	<b>.338</b>	<b>1412-1914</b>	<b>.738</b>	<b>973</b>	<b>2164</b>	<b>3137</b>	<b>1755</b>	<b>1943-16</b>	<b>582</b>	<b>307</b>	<b>7837</b>	<b>95.6</b>

### HIGHLIGHTS:

- The Bucks suffered a franchise-record 15-game losing streak in March (3/4 - 3/30).
- For the third straight season, the Bucks led the NBA in fewest games missed due to injury/illness with 18.
- Vin Baker and Glenn Robinson scored 43.2 percent of the Bucks points on the season, ranking second in the NBA in 1995-96, behind only Jordan/Pippen (46.2%). They entered the books as the second-highest Bucks tandem ever (1971-72, Abdul-Jabbar and Dandridge, 45.7%).
- Against Utah on March 18, 1996, Lee Mayberry broke Junior Bridgeman's team record, appearing in his 309th straight game.
- The Bucks welcomed their 5,000,000th fan to the Bradley Center on February 13 vs. Philadelphia.

### PLAYOFF RECORD:

- Did not qualify

### HONORS:

- Vin Baker — NBA All-Star Team

# 1995-96 MILWAUKEE BUCKS

## REGULAR SEASON DAY-BY-DAY

Gm	Date	Opponent	W-L	Score	Record	Bucks High Scorer	Opp. High Scorer	Atten.
1	11/3	@ Boston	W	101-100	1-0	Baker, 30	Fox, 19	18,321
2	11/4	New York	L	71-84	1-1	Baker, 18	Ewing, 17	18,633*
3	11/7	@ Houston	L	89-106	1-2	Baker, 21	Drexler/Olajuwon, 26	16,285
4	11/9	@ Dallas	L	94-104	1-3	Baker, 29	Mashburn, 27	15,095
5	11/10	@ San Antonio	L	90-104	1-4	Baker, 23	Elliot, 22	14,353
6	11/14	San Antonio	W	98-84	2-4	Robinson, 36	Elliot, 31	13,464
7	11/16	Houston	L	87-115	2-5	Robinson, 24	Horry, 40	14,117
8	11/18	Boston	L	93-99	2-6	Baker, 26	Radja, 21	18,633*
9	11/22	Toronto	W	96-86	3-6	Robinson, 23	Robertson, 18	14,959
10	11/25	@ Cleveland	L	87-89	3-7	Robinson, 24	Phills, 19	17,357
11	11/26	Minnesota	L	102-105	3-8	Baker, 27	Laettner, 25	13,896
12	11/28	Charlotte	L	98-106	3-9	Robinson, 28	Reeves, 19	13,685
13	11/30	@ Portland	W	100-99	4-9	Robinson, 31	C. Robinson, 21	19,913
14	12/1	@ Seattle	L	99-110	4-10	Robinson, 24	Kemp, 27	17,072
15	12/3	@ Vancouver	W	109-95	5-10	Baker, 27	3 players, 13	14,149
16	12/7	L.A. Clippers	W	112-103	6-10	Baker, 32	Tower/Vaught, 19	13,718
17	12/9	Chicago	L	106-118	6-11	Robinson, 39	Jordan, 45	18,633*
18	12/12	@ Washington	L	102-108	6-12	Robinson, 30	Webber, 25	10,126
19	12/15	@ Indiana	L	95-112	6-13	Robinson, 22	McKey, 19	16,263
20	12/17	Indiana	W	84-80	7-13	Mayberry, 16	Miller, 17	18,195
21	12/19	L.A. Lakers	L	105-109	7-14	Baker, 22	VanExel, 24	14,488
22	12/20	@ Detroit	L	77-102	7-15	Baker, 25	Houston, 29	14,688
23	12/22	@ Philadelphia	W	99-94	8-15	Baker, 22	Weatherspoon, 21	10,088
24	12/23	Atlanta	W	115-111	9-15	Robinson, 30	Norman, 23	15,658
25	12/26	@ Toronto (Ham.)	L	87-93	9-16	Baker, 22	Stoudamire, 21	17,242
26	12/27	@ Minnesota	W	99-93 (OT)	10-16	Douglas, 24	Mitchell/Rider, 18	17,101
27	12/30	Washington	L	87-96	10-17	Robinson, 21	Legler, 19	17,636
28	1/2	@ New Jersey	L	72-81	10-18	4 players, 10	Bradley, 17	11,397
29	1/3	Detroit	W	96-82	11-18	Robinson, 19	Houston, 17	14,081
30	1/5	Portland	W	113-96	12-18	Baker, 41	Robinson, 30	16,301
31	1/6	@ Chicago	L	84-113	12-19	Robinson, 23	Jordan, 32	23,801
32	1/9	Seattle	L	92-97	12-20	Baker, 25	Poyton, 26	15,388
33	1/11	@ Indiana	L	88-96	12-21	Baker, 23	Miller, 24	15,759
34	1/12	@ Orlando	L	88-93	12-22	Robinson, 31	Scott, 37	17,248
35	1/15	@ New York	W	98-92	13-22	Baker, 30	Mason, 21	19,763
36	1/17	@ Philadelphia	W	111-100	14-22	Robinson, 37	Maxwell, 20	7,435
37	1/18	Golden State	W	100-96	15-22	Baker, 24	Mullin, 20	13,644
38	1/22	Vancouver	L	92-100	15-23	Baker, 24	Reeves, 22	13,488
39	1/24	Indiana	L	89-97	15-24	Robinson, 25	Miller, 27	13,624
40	1/26	Phoenix	L	97-107	15-25	Barkley, 20	Barkley, 20	18,633*
41	1/31	@ Cleveland	L	71-81	15-26	Robinson, 21	Brandon, 23	16,187
42	2/1	Denver	W	108-102	16-26	Baker, 26	Abdul-Rauf, 25	13,389
43	2/3	Cleveland	L	88-111	16-27	Robinson, 22	Brandon, 23	17,979
44	2/6	Dallas	W	114-111	17-27	Baker, 36	McCloud, 36	13,854
45	2/7	@ Toronto	W	93-88	18-27	Douglas, 27	Miller, 21	21,335
46	2/13	Philadelphia	L	101-104	18-28	Baker, 28	Maxwell, 24	13,274
47	2/15	Washington	W	109-98	19-28	Baker, 25	Muresan, 29	16,211
48	2/16	@ Orlando	L	91-121	19-29	Benjamin/Conlon, 13	O'Neal, 31	17,248
49	2/18	@ Charlotte	L	99-122	19-30	Benjamin, 21	Rice, 32	24,042
50	2/20	@ New York	W	92-87	20-30	Robinson, 27	Ewing, 29	19,763
51	2/21	New Jersey	L	92-94 (OT)	20-31	Robinson, 24	Childs/Gilliam, 23	14,122
52	2/23	Orlando	L	102-115	20-32	Baker, 25	Hardaway, 19	18,633*
53	2/25	@ Washington	L	103-111	20-33	Baker, 36	Howard, 25	18,756
54	2/27	Charlotte	L	84-88	20-34	Newman, 27	Rice, 23	13,298
55	2/29	Cleveland	L	86-95	20-35	Baker, 17	Crotty, 19	14,111
56	3/2	Atlanta	W	110-106	21-35	Baker, 26	Long, 23	18,489
57	3/4	@ Boston	L	98-105	21-36	Baker, 22	Barros, 23	16,061
58	3/5	@ Chicago	L	106-115	21-37	Robinson, 22	Jordan, 33	23,547
59	3/8	@ Atlanta	L	91-94	21-38	Baker, 34	Ehlo, 19	10,174
60	3/10	Boston	L	103-110	21-39	Robinson, 30	Day, 28	16,222
61	3/13	@ Sacramento	L	95-104	21-40	Robinson, 25	Richmond, 25	17,317
62	3/15	@ L.A. Lakers	L	96-117	21-41	Newman/Robinson, 19	Johnson, 20	17,505
63	3/16	@ Golden State	L	94-99	21-42	Baker, 25	Sprewell, 31	15,025
64	3/18	Utah	L	90-107	21-43	Robinson, 21	Hornacek, 25	14,879
65	3/20	Sacramento	L	97-122	21-44	Newman, 19	Grant, 30	13,176
66	3/22	Miami	L	106-122	21-45	Baker, 23	Gatling/Williams, 23	18,054
67	3/24	New Jersey	L	80-84	21-46	Robinson, 19	Bradley, 18	18,331
68	3/26	@ L.A. Clippers	L	97-103	21-47	Newman, 25	Richardson, 28	6,841
69	3/27	@ Utah	L	82-98	21-48	Robinson, 31	Hornacek, 24	19,813
70	3/29	@ Phoenix	L	85-108	21-49	Keys, 17	Barkley, 23	19,023
71	3/30	@ Denver	L	85-98	21-50	Robinson, 21	Stith, 20	16,847
72	4/2	Detroit	W	105-98	22-50	Baker, 25	Houston, 29	16,112
73	4/5	New York	L	79-86	22-51	Baker, 18	Ewing, 24	15,377
74	4/6	@ New Jersey	W	109-88	23-51	Robinson, 32	Childs, 19	12,780
75	4/9	Toronto	L	96-102	23-52	Baker, 25	Robertson, 25	15,935
76	4/11	@ Miami	L	105-115	23-53	Baker, 29	Mourning, 32	15,090
77	4/12	@ Atlanta	L	97-104	23-54	Baker, 26	Blaylock, 25	16,129
78	4/14	Orlando	W	114-101	24-54	Baker, 27	O'Neal, 37	17,502
79	4/16	Chicago	L	80-86	24-55	Baker, 28	Jordan, 22	18,633*
80	4/18	@ Charlotte	W	111-103	25-55	Robinson, 23	Rice, 29	24,042
81	4/19	Miami	L	100-106	25-56	Robinson, 28	Mourning, 28	18,633*
82	4/21	@ Detroit	L	92-108	25-57	Baker, 26	Dumars/Thorpe, 19	18,689

\* denotes sellout

GENERAL INFO

FRONT OFFICE

PLAYERS

2012-13 SEASON

STATS & RECORDS

HISTORY

NBA

OPPONENTS

MEDIA

# 1996-97 MILWAUKEE BUCKS



**BACK ROW:** David Wood, Andrew Lang, Acie Earl, Joe Wolf, Vin Baker, Armen Gilliam, Chucky Brown. **MIDDLE ROW:** Head Coach Chris Ford, Ray Allen, Glenn Robinson, Johnny Newman, Sherman Douglas, Elliot Perry. **FRONT ROW:** Equipment and Team Facilities Manager Harold Lewis, Assistant Coach Jim Todd, Assistant Coach Mike Woodson, Assistant Coach Bob Weinbauer, Trainer Mark Pfeil.

## REGULAR SEASON (33-49) - 7TH, CENTRAL DIVISION - PLAYOFFS (DNQ)

PLAYER	G-GS	MIN	FG-FGA	PCT	3FG-FA	PCT	FT-FTA	PCT	OR	DR	TR	AST	PF-DQ	STL	BLK	PTS	AVG
Robinson	80-79	3114	669-1438	.465	63-180	.350	288-364	.791	130	372	502	248	225-5	103	68	1689	21.1
Baker	78-78	3159	632-1251	.505	15-54	.278	358-521	.687	267	537	804	211	275-8	81	112	1637	21.0
Allen	82-81	2532	390-908	.430	117-298	.393	205-249	.823	97	229	326	210	218-0	75	10	1102	13.4
Douglas	79-79	2316	306-610	.502	38-114	.333	114-171	.667	57	136	193	427	191-0	78	10	764	9.7
Newman	82-4	2060	246-547	.450	34-98	.347	189-247	.765	66	120	186	116	257-4	73	17	715	8.7
Gilliam	80-25	2050	246-522	.471	0-0	—	199-259	.768	136	361	497	53	206-0	61	40	691	8.6
Perry	82-3	1595	217-458	.474	49-137	.358	79-106	.745	24	100	124	247	117-0	98	3	562	6.9
Lang	52-52	1194	115-248	.464	0-0	—	44-61	.721	94	184	278	25	140-4	26	47	274	5.3
Earl (TOT)	47-0	500	67-180	.372	0-5	.000	54-84	.643	35	61	96	20	61-0	15	28	188	4.0
Earl (MIL)	9-0	43	8-23	.348	0-0	—	10-14	.714	2	9	11	2	7-0	3	1	26	2.9
Brown (TOT)	70-1	757	78-154	.506	1-6	.167	47-70	.671	41	107	148	28	100-1	9	22	204	2.9
Brown (MIL)	60-1	674	65-128	.508	1-6	.167	39-59	.661	38	94	132	24	86-1	9	20	170	2.8
Wolf	56-7	525	40-89	.449	1-7	.143	14-19	.737	32	80	112	20	105-0	14	11	95	1.7
Respert	14-0	83	6-19	.316	1-9	.111	7-7	1.000	3	4	7	8	5-0	0	0	20	1.4
Tower	5-1	72	3-8	.375	0-0	—	1-8	.125	2	7	9	1	12-0	2	1	7	1.4
Carruth	4-0	21	2-3	.667	0-0	—	1-1	1.000	0	4	4	0	4-0	0	2	5	1.3
Wood	46-0	240	20-38	.526	5-15	.333	12-18	.667	5	22	27	13	36-0	7	6	57	1.2
Hancock	9-0	39	2-6	.333	0-0	—	0-0	—	1	4	5	4	7-0	2	0	4	0.4
Martin	3-0	13	0-7	.000	0-2	.000	0-0	—	1	0	1	1	1-0	0	0	0	0.0
<b>BUCKS</b>	<b>82</b>	<b>19730</b>	<b>2967-6303</b>	<b>.471</b>	<b>324-920</b>	<b>.352</b>	<b>1560-2104</b>	<b>.741</b>	<b>955</b>	<b>2263</b>	<b>3218</b>	<b>1610</b>	<b>1892-22</b>	<b>632</b>	<b>348</b>	<b>7818</b>	<b>95.3</b>

### HIGHLIGHTS:

- On June 19, 1996, Chris Ford was hired to replace Mike Dunleavy as head coach. Dunleavy retained his title as Vice President of Basketball Operations for the season, then resigned on April 26, 1997.
- Milwaukee's 33-49 record marked an eight-victory improvement over 1995-96.
- Vin Baker (21.0 ppg) and Glenn Robinson (21.1 ppg) scored 42.5 percent of the team's total points. Baker and Robinson were also the NBA's only teammates to each average 21 points.
- Baker's 10.3 rebounds per game made him the first Bucks player to average 20 points and 10 rebounds for a season since Abdul-Jabbar in 1974-75.
- Rookie Ray Allen scored the franchise's 100,000th field goal on January 18 at Atlanta.
- Glenn Robinson became the Bucks first NBA Player of the Week in six years when he took the honor for the week of Jan. 6-12.

### PLAYOFF RECORD:

- Did not qualify

### HONORS:

- Vin Baker - NBA All-Star Team
- Ray Allen - NBA All-Rookie Second Team

# 1996-97 MILWAUKEE BUCKS

## REGULAR SEASON DAY-BY-DAY

Gm	Date	Opponent	W-L	Score	Record	Bucks High Scorer	Opp. High Scorer	Atten.
1	11/1	@ Philadelphia	W	111-103	1-0	Baker, 25	Iverson, 30	20,444
2	11/2	Boston	W	124-102	2-0	Newman/Robinson, 21	Walker, 23	17,275
3	11/6	Vancouver	W	105-89	3-0	Allen/Baker, 20	Abdur-Rahim/Edwards,18	13,689
4	11/8	@ Miami	L	89-101	3-1	Baker, 27	Mourning, 23	15,200
5	11/9	@ Charlotte	W	100-98	4-1	Baker, 28	Curry, 23	24,042
6	11/12	Phoenix	W	99-89	(OT) 5-1	Baker, 32	Cassell, 30	13,565
7	11/14	@ Golden State	L	86-95	5-2	Baker, 32	Smith/Sprewell, 26	14,414
8	11/15	@ Sacramento	L	99-103	5-3	Robinson, 29	Richmond, 30	17,317
9	11/17	@ L.A. Clippers	L	94-102	5-4	Robinson, 31	Rogers, 20	7,311
10	11/19	Dallas	W	100-97	6-4	Gilliam/Newman, 27	Kidd, 25	13,225
11	11/21	Atlanta	L	65-73	6-5	3 players, 13	Laettner, 21	14,698
12	11/23	Washington	L	90-95	6-6	Robinson, 33	Howard, 23	16,508
13	11/25	@ Orlando	W	100-88	7-6	Gilliam, 24	Anderson, 25	17,248
14	11/27	Cleveland	W	92-75	8-6	Baker/Robinson, 22	Hill, 16	14,189
15	11/30	Charlotte	L	87-94	8-7	Robinson, 27	Rice, 23	16,327
16	12/3	Chicago	L	104-107	8-8	Robinson, 21	Jordan, 40	18,633*
17	12/7	@ Washington	W	126-118	9-8	Robinson, 44	Webber, 26	18,756
18	12/8	Boston	W	100-87	10-8	Baker, 27	Wesley, 16	13,350
19	12/10	Detroit	L	85-93	10-9	Baker, 28	Dumars,29	13,202
20	12/12	Seattle	W	100-97	11-9	Robinson, 32	Payton, 31	16,355
21	12/14	New Jersey	W	101-91	12-9	Baker/Robinson, 27	Pack, 23	16,689
22	12/16	@ Boston	W	107-91	13-9	Baker, 28	Barros, 16	15,030
23	12/18	L.A. Lakers	L	105-111	13-10	Robinson, 42	O'Neal, 41	16,829
24	12/19	@ Toronto	L	93-96	13-11	Baker, 21	Stoudamire, 19	15,321
25	12/21	Orlando	W	103-85	14-11	Robinson, 24	Wilkins, 17	14,015
26	12/23	@ Houston	W	81-76	15-11	Douglas, 19	Olajuwon, 37	16,285
27	12/26	Houston	L	90-101	15-12	Baker, 23	Olajuwon, 29	18,717*
28	12/27	@ Cleveland	L	86-94	15-13	Baker, 23	Brandon, 30	19,164
29	12/29	Miami	L	94-95	15-14	Baker, 26	Hardaway, 36	16,235
30	1/4	Minnesota	L	91-97	15-15	Baker, 24	Gugliotta, 25	17,218
31	1/5	@ New York	L	92-97	15-16	Robinson, 25	Ewing, 32	19,763
32	1/7	@ Detroit	W	86-76	16-16	Baker, 25	Hill, 24	17,224
33	1/8	Utah	W	119-112 (OT)	17-16	Robinson, 38	Malone, 38	13,682
34	1/10	Chicago	L	101-116	17-17	Robinson, 35	Jordan, 33	18,717*
35	1/12	Golden State	W	111-93	18-17	Allen, 22	Sprewell, 21	13,289
36	1/17	@ Chicago	L	73-100	18-18	Baker, 36	Jordan/Kukoc, 24	23,898
37	1/18	@ Atlanta	L	71-94	18-19	Baker, 15	Blaylock, 26	16,378
38	1/20	@ Philadelphia	W	114-104	19-19	Robinson, 29	Iverson, 31	13,223
39	1/21	Indiana	L	89-92	19-20	Robinson, 29	Smits, 25	14,278
40	1/23	@ Orlando	L	92-96	19-21	Baker, 30	Hardaway/Seikaly, 23	17,248
41	1/25	@ Indiana	W	88-86	20-21	Robinson, 23	Miller, 24	16,554
42	1/26	San Antonio	W	94-76	21-21	Robinson, 19	Herrera, 22	13,179
43	1/28	Detroit	L	84-93	21-22	Baker, 18	Hill, 22	14,487
44	1/31	@ Charlotte	L	95-102	21-23	Allen, 22	Rice, 43	24,042
45	2/1	Philadelphia	L	100-109	21-24	Baker, 22	Iverson, 23	18,486
46	2/4	Cleveland	L	78-79	21-25	Perry, 16	Brandon, 23	13,703
47	2/6	@ Miami	L	90-102	21-26	Newman, 26	Lenard, 38	14,518
48	2/11	Toronto	W	101-96	22-26	Baker, 23	Williams, 27	13,257
49	2/14	@ Toronto	W	106-102	23-26	Robinson, 37	Camby, 21	15,193
50	2/15	Denver	W	92-87	24-26	Baker, 21	L. Ellis, 22	16,278
51	2/17	@ Washington	L	93-95	24-27	Gilliam, 17	Howard, 20	18,756
52	2/20	@ Dallas	W	101-99	25-27	Baker, 29	Finley, 33	13,703
53	2/21	@ San Antonio	L	93-98	25-28	Baker, 27	Herrera, 24	13,829
54	2/23	L.A. Clippers	L	86-99	25-29	Robinson, 25	Martin, 19	15,416
55	2/26	Atlanta	L	72-79	25-30	Robinson, 22	Smith, 21	13,285
56	2/28	@ Indiana	L	85-104	25-31	Robinson, 20	Smits, 21	16,351
57	3/1	Sacramento	L	92-103	25-32	Baker, 20	Owens, 31	16,987
58	3/3	@ Chicago	L	90-108	25-33	Robinson, 23	Jordan, 31	23,894
59	3/4	@ New York	L	86-93	25-34	Baker, 25	Ewing/Johnson, 17	19,763
60	3/7	@ Atlanta	L	80-90	25-35	Robinson, 26	Mutombo/Smith, 20	14,906
61	3/8	@ Cleveland	W	90-82	26-35	Baker, 25	Brandon, 25	17,906
62	3/11	Miami	L	93-108	26-36	Baker, 27	Hardaway, 29	14,989
63	3/14	Washington	L	96-105	26-37	Robinson, 22	Webber, 26	16,652
64	3/16	Indiana	W	102-98	27-37	Robinson, 30	Smits, 24	16,927
65	3/17	@ Boston	L	117-126	27-38	Robinson, 28	Williams, 25	15,342
66	3/20	Portland	L	78-97	27-39	Baker, 26	C. Robinson/Wallace, 20	14,185
67	3/22	New York	W	80-79	28-39	Gilliam, 20	Ewing, 25	18,317
68	3/25	@ Phoenix	L	112-117	28-40	Allen, 32	Johnson, 28	19,023
69	3/26	@ L.A. Lakers	L	84-106	28-41	Baker, 21	Campbell, 31	17,505
70	3/28	@ Utah	L	96-101	28-42	Douglas, 26	Malone, 31	19,911
71	3/30	@ Denver	L	97-99	28-43	Robinson, 30	L. Ellis, 24	8,230
72	4/1	@ Vancouver	W	102-91	29-43	Robinson, 25	Abdur-Rahim, 26	17,193
73	4/3	@ Seattle	L	80-103	29-44	Robinson, 15	Payton, 27	17,072
74	4/4	@ Portland	L	93-108	29-45	Robinson, 19	Rider, 27	21,538
75	4/8	Orlando	L	82-97	29-46	Robinson, 22	Hardaway, 30	15,799
76	4/10	@ New Jersey	L	88-93	29-47	Baker, 24	Jackson, 24	16,666
77	4/11	Philadelphia	W	126-118	30-47	Robinson, 40	Iverson, 44	17,779
78	4/13	New Jersey	W	132-123	31-47	Robinson, 25	Kittles, 40	16,050
79	4/15	Toronto	W	92-85	32-47	Robinson, 19	Slater, 19	14,652
80	4/16	@ Detroit	L	85-92	32-48	Robinson, 25	Ratliff, 25	21,454
81	4/18	@ Minnesota	L	112-122	32-49	Allen, 29	Gugliotta, 22	19,006
82	4/20	Charlotte	W	120-100	33-49	Baker, 31	Rice, 21	14,886

\* denotes sellout

GENERAL INFO

FRONT OFFICE

PLAYERS

2012-13 SEASON

STATS & RECORDS

HISTORY

NBA

OPPONENTS

MEDIA

# 1997-98 MILWAUKEE BUCKS



**BACK ROW:** Ray Allen, Glenn Robinson, Tyrone Hill, Ervin Johnson, Andrew Lang, Armen Gilliam, Jerald Honeycutt, Jamie Feick.  
**MIDDLE ROW:** General Manager Bob Weinbauer, Terrell Brandon, Michael Curry, Head Coach Chris Ford, Ricky Pierce, Litterial Green, Elliot Perry. **FRONT ROW:** Strength and Conditioning Coach Tim Wilson, Trainer Mark Pfeil, Assistant Coach Jim Todd, Assistant Coach Mike Woodson, Assistant Coach Dick Versace, Equipment and Team Facilities Manager Harold Lewis.

## REGULAR SEASON (36-46) - 7TH, CENTRAL DIVISION - PLAYOFFS (DNQ)

PLAYER	G-GS	MIN	FG-FGA	PCT	3FG-FA	PCT	FT-FTA	PCT	OR	DR	TR	AST	PF-DQ	STL	BLK	PTS	AVG
Robinson	56-56	2294	534-1136	.470	25-65	.385	215-266	.808	82	225	307	158	164-2	69	34	1308	23.4
Allen	82-82	3287	563-1315	.428	134-368	.364	342-391	.875	127	278	405	356	244-2	111	12	1602	19.5
Brandon	50-48	1784	339-731	.464	31-93	.333	132-156	.846	23	153	176	387	120-1	111	17	841	16.8
Gilliam	82-25	2114	327-676	.484	0-4	.000	267-333	.802	146	293	439	104	177-1	65	37	921	11.2
Hill	57-56	2064	208-418	.498	0-1	.000	155-255	.608	212	396	608	88	230-8	67	30	571	10.0
Johnson	81-81	2261	253-471	.537	0-0	—	143-238	.601	242	443	685	59	321-7	79	158	649	8.0
Perry	81-33	1752	241-561	.430	17-50	.340	92-109	.844	21	87	108	230	129-1	90	2	591	7.3
Curry	82-27	1978	196-418	.469	4-9	.444	147-176	.835	26	72	98	137	218-1	56	14	543	6.6
Honeycutt	38-0	530	90-221	.407	29-77	.377	36-58	.621	27	66	93	33	83-0	20	6	245	6.4
Pierce	39-0	442	52-143	.364	4-13	.308	43-52	.827	19	26	45	34	35-0	9	0	151	3.9
Smith	7-0	80	8-24	.333	0-4	.000	3-4	.750	4	3	7	10	7-0	5	2	19	2.7
Lang	57-0	692	54-143	.378	0-1	.000	44-57	.772	56	97	153	16	101-0	18	27	152	2.7
Feick	45-2	450	39-90	.433	4-13	.308	20-41	.488	45	79	124	16	67-0	25	17	102	2.3
Breaux	6-0	30	4-11	.364	1-3	.333	1-2	.500	0	2	2	2	1-0	2	1	10	1.7
Nordgaard	13-0	48	5-18	.278	0-0	—	8-9	.889	4	10	14	3	7-0	2	0	18	1.4
Green	21-0	124	5-23	.217	0-2	.000	15-20	.750	1	6	7	16	11-0	4	0	25	1.2
<b>BUCKS</b>	<b>82</b>	<b>19930</b>	<b>2918-6399</b>	<b>.456</b>	<b>249-703</b>	<b>.354</b>	<b>1663-2167</b>	<b>.767</b>	<b>1035</b>	<b>2236</b>	<b>3271</b>	<b>1649</b>	<b>1915-23</b>	<b>733</b>	<b>357</b>	<b>7748</b>	<b>94.5</b>

### HIGHLIGHTS:

- The 30th Anniversary edition of the Milwaukee Bucks opened 1997-98 with eight new faces, representing the single largest turnover in club history (since broken).
- The Bucks 36-46 record was a three-game improvement over the 1996-97 season and marked the best record since the 1990-91 squad that finished 48-34.
- The Bucks scored a then-franchise-low 62 points at Chicago on Dec. 5, 1997.
- Bucks finished fifth in the NBA in free throw percentage (.767) and 10th in field goal percentage (.456).

### PLAYOFF RECORD:

- Did not qualify

### HONORS:

- None

# 1997-98 MILWAUKEE BUCKS

## REGULAR SEASON DAY-BY-DAY

Gm	Date	Opponent	W-L	Score	Record	Bucks High Scorer	Opp. High Scorer	Atten.
1	10/31	@ Philadelphia	W	103-88	1-0	Allen, 29	Jackson, 18	12,199
2	11/1	New Jersey	L	109-113 (OT)	1-1	Robinson, 32	Cassell, 33	18,717*
3	11/4	Orlando	W	110-76	2-1	Allen, 20	Hardaway, 16	12,764
4	11/6	Philadelphia	W	100-93	3-1	Brandon, 22	Iverson, 33	13,851
5	11/8	Boston	W	105-96	4-1	Robinson, 31	Walker, 21	17,653
6	11/12	@ Phoenix	L	95-103	4-2	Robinson, 31	C.Robinson/Chapman, 21	19,023
7	11/13	@ L.A. Clippers	W	102-94	5-2	Robinson, 32	Murray, 25	4,300
8	11/15	@ Vancouver	L	94-109	5-3	Brandon, 22	Abdur-Rahim, 24	17,666
9	11/16	@ Seattle	L	99-119	5-4	Allen, 21	Baker, 20	17,072
10	11/18	Detroit	W	87-79	6-4	Aller/Brandon, 21	B. Williams, 28	13,065
11	11/20	Indiana	L	83-109	6-5	Robinson, 18	Best, 18	14,106
12	11/22	@ Dallas	W	83-62	7-5	Brandon, 18	Finley, 12	11,425
13	11/26	Vancouver	W	101-82	8-5	Robinson, 25	Abdur-Rahim, 19	15,126
14	11/28	@ Orlando	L	90-94	8-6	Robinson, 29	Price, 22	17,070
15	11/29	@ Miami	W	93-87	9-6	Allen, 24	Hardaway, 26	14,897
16	12/2	Phoenix	L	80-86	9-7	Brandon, 23	McCloud, 16	13,131
17	12/4	Charlotte	W	102-92	10-7	Brandon, 24	Rice, 27	13,898
18	12/5	@ Chicago	L	62-84	10-8	Gilliam, 18	Kukoc, 19	24,041
19	12/7	Seattle	W	97-91	11-8	Allen/Brandon, 20	Baker, 29	15,806
20	12/10	@ Boston	L	91-96	11-9	Allen, 23	Billups, 21	17,012
21	12/11	Cleveland	L	77-79	11-10	Robinson, 20	Person, 27	13,105
22	12/13	Miami	L	84-87	11-11	Robinson, 28	Austin, 22	15,803
23	12/17	@ Charlotte	L	90-99	11-12	Allen/Robinson, 24	Divac, 21	20,691
24	12/19	@ Toronto	L	91-92	11-13	Gilliam, 23	Stoudamire, 36	15,076
25	12/20	New York	W	98-78	12-13	Allen, 35	Houston, 15	15,955
26	12/22	Washington	L	79-110	12-14	Robinson, 22	Howard, 25	14,442
27	12/26	Atlanta	W	99-94	(OT) 13-14	Robinson, 30	Henderson, 20	17,038
28	12/27	@ New Jersey	L	104-112 (2OT)	13-15	Robinson, 29	Van Horn, 26	16,351
29	12/30	Dallas	W	105-98	(OT) 14-15	Robinson, 32	Finley, 23	14,948
30	1/2	@ Chicago	L	100-114	14-16	Robinson, 42	Jordan, 44	23,897
31	1/3	Boston	L	99-106	14-17	Robinson, 35	Walker, 32	16,211
32	1/5	@ Portland	W	98-92	15-17	Robinson, 26	Sabonis, 32	19,215
33	1/7	@ LA Lakers	L	102-114	15-18	Brandon, 15	O'Neal, 38	15,483
34	1/8	@ Utah	L	109-116	15-19	Brandon, 29	Malone, 39	19,911
35	1/10	Portland	W	98-92	(OT) 16-19	Allen, 23	Anderson, 31	16,131
36	1/12	L.A. Clippers	W	110-95	17-19	Robinson, 33	Murray, 20	13,174
37	1/14	Golden State	W	101-95	18-19	Robinson, 31	Marshall, 20	13,386
38	1/16	Chicago	L	86-96	18-20	Allen, 27	Jordan, 27	18,717*
39	1/18	San Antonio	L	92-98	(OT) 18-21	Brandon, 21	D. Robinson, 30	17,045
40	1/20	@ Atlanta	L	93-103	18-22	Brandon, 22	Henderson, 18	10,974
41	1/21	@ Orlando	W	91-84	19-22	Robinson, 24	Armstrong, 19	17,248
42	1/24	Sacramento	W	101-97	20-22	Robinson, 26	Richmond, 32	16,904
43	1/27	Detroit	W	83-81	21-22	Gilliam, 15	Dumars, 20	13,389
44	1/29	@ New York	W	115-112 (OT)	22-22	Robinson, 39	Starks, 32	19,763
45	2/1	@ Minnesota	W	118-110	23-22	Robinson, 29	Garnett, 26	20,188
46	2/3	New York	W	82-78	24-22	Brandon, 20	Houston, 21	13,496
47	2/5	Miami	L	87-91	24-23	Allen/Robinson, 25	Mashburn, 25	15,788
48	2/10	Atlanta	L	100-108	24-24	Allen, 28	Smith, 27	13,621
49	2/11	@ Detroit	L	83-95	24-25	Robinson, 25	G. Hill, 21	16,220
50	2/14	@ Cleveland	W	99-93	25-25	Robinson, 27	Sura, 30	18,914
51	2/16	@ New Jersey	L	92-103	25-26	Robinson, 30	Kittles, 19	17,060
52	2/18	@ Washington	W	108-98	26-26	Allen, 25	Strickland, 33	18,152
53	2/20	Toronto	W	94-89	27-26	Gilliam, 24	Christie, 23	17,856
54	2/22	Cleveland	W	79-71	28-26	Robinson, 29	Kemp, 20	17,536
55	2/24	L.A. Lakers	L	81-98	28-27	Allen, 19	O'Neal, 21	18,717*
56	2/26	@ New York	L	90-102	28-28	Allen/Robinson, 26	Houston, 19	19,763
57	3/4	@ Philadelphia	L	80-87	28-29	Robinson, 21	Coleman, 19	12,768
58	3/5	Denver	W	104-87	29-29	Allen, 26	Newman, 22	13,227
59	3/7	Utah	L	92-110	29-30	Allen, 27	Malone, 40	18,717*
60	3/10	Washington	L	77-93	29-31	Allen, 15	Webber, 24	13,627
61	3/11	@ Cleveland	L	83-95	29-32	Curry, 16	Ilgauskas, 18	14,294
62	3/13	@ Indiana	L	76-96	29-33	Perry, 25	Smits, 20	15,437
63	3/14	Philadelphia	L	89-93	29-34	Allen, 23	Smith, 27	16,947
64	3/16	@ San Antonio	L	85-96	29-35	Honeycutt, 16	Duncan, 25	19,543
65	3/17	@ Houston	L	91-96	29-36	Allen/Gilliam, 20	Maloney, 19	19,543
66	3/19	@ Atlanta	L	81-84	29-37	Allen, 21	Mutombo, 18	8,685
67	3/22	Indiana	L	94-96	(OT) 29-38	Allen, 25	Miller, 32	18,717*
68	3/24	Houston	W	118-108	30-38	Allen, 33	Olajuwon, 22	16,141
69	3/26	@ Charlotte	L	80-94	30-39	Allen/Perry, 18	Rice, 27	23,086
70	3/27	@ Miami	L	77-102	30-40	Gilliam, 14	Mourning, 34	15,200
71	3/29	Chicago	L	87-104	30-41	Allen, 27	Jordan, 30	18,717*
72	3/31	@ Golden State	W	94-89	(OT) 31-41	Gilliam, 29	Delk, 23	9,391
73	4/1	@ Denver	W	106-100	32-41	Allen, 21	Fortson, 24	11,101
74	4/3	@ Sacramento	W	87-86	33-41	Honeycutt, 20	Richmond, 23	13,287
75	4/5	@ Indiana	L	92-93	33-42	Allen, 22	Miller, 18	16,478
76	4/7	Toronto	W	114-105	34-42	Allen, 28	Christie, 20	13,288
77	4/8	@ Toronto	W	107-100	35-42	Allen, 25	Trent, 24	14,168
78	4/11	New Jersey	L	117-124	35-43	Gilliam, 27	Cassell, 29	16,375
79	4/14	Charlotte	L	82-104	35-44	Gilliam/Johnson, 16	Rice, 30	14,013
80	4/15	@ Boston	W	117-109	36-44	Brandon, 22	Walker, 24	18,624
81	4/17	@ Detroit	L	102-108	36-45	Allen/Curry, 25	G. Hill, 31	22,076
82	4/18	Minnesota	L	109-111	36-46	Allen, 40	Wheat, 19	16,886

\* denotes sellout

GENERAL INFO

FRONT OFFICE

PLAYERS

2012-13 SEASON

STATS & RECORDS

HISTORY

NBA

OPPONENTS

MEDIA

# 1998-99 MILWAUKEE BUCKS



**BACK ROW:** Glenn Robinson, Tim Thomas, Scott Williams, Ervin Johnson, Paul Grant, Armen Gilliam, Chris Gatling, Robert Traylor, Sam Cassell. **MIDDLE ROW:** Assistant Video Coordinator/Scout Chris Gilmartin, President Herb Kohl, Michael Curry, Ray Allen, Head Coach George Karl, Vinny Del Negro, Dell Curry, Haywood Workman, General Manager Bob Weinhauer, Video Coordinator/Scout Bob Peterson. **FRONT ROW:** Assistant Coach Mike Thibault, Scout/Assistant Mike McNeive, Assistant Coach Ron Adams, Assistant Coach Mike Woodson, Assistant Coach Terry Stotts, Director of Player Personnel Larry Harris, Strength and Conditioning Coach Tim Wilson, Trainer Mark Pfeil, Equipment and Team Facilities Manager Harold Lewis. **NOT PRESENT:** Assistant Director of Player Personnel Dan Kohl, Director of Scouting Dave Babcock.

## REGULAR SEASON (28-22) - 4TH, CENTRAL DIVISION - PLAYOFFS (0-3)

PLAYER	G-GS	MIN	FG-FGA	PCT	3FG-FA	PCT	FT-FTA	PCT	OR	DR	TR	AST	PF-DQ	STL	BLK	PTS	AVG
Robinson	47-47	1579	347-756	.459	31-79	.392	140-161	.870	73	203	276	100	114-1	46	41	865	18.4
R. Allen	50-50	1719	303-673	.450	74-208	.356	176-195	.903	57	155	212	178	117-0	53	7	856	17.1
Cassell (TOT)	8-3	199	39-93	.419	2-10	.200	47-50	.940	5	10	15	36	22-1	9	0	127	15.9
Cassell (MIL)	4-0	99	18-44	.409	1-3	.333	18-19	.947	4	5	9	17	9-0	6	0	55	13.8
Brandon	15-14	505	85-208	.409	7-28	.250	26-31	.839	11	42	53	104	25-0	24	3	203	13.5
D. Curry	42-0	864	163-336	.485	69-145	.476	28-34	.824	18	67	85	48	42-0	36	3	423	10.1
Hill	17-17	517	50-118	.424	0-0	—	46-81	.568	51	83	134	17	68-0	18	8	146	8.6
Gilliam	34-5	668	101-223	.453	0-1	.000	79-101	.782	33	93	126	19	48-0	22	12	281	8.3
Thomas (TOT)	50-26	812	132-279	.473	21-68	.309	73-112	.652	49	77	126	46	107-2	26	12	358	7.2
Thomas (MIL)	33-26	624	105-212	.495	16-49	.327	54-88	.614	42	51	93	31	86-2	23	9	280	8.5
Workman	29-29	815	73-170	.429	17-47	.362	37-47	.787	14	88	102	172	53-0	32	1	200	6.9
Del Negro	48-7	1093	114-270	.422	13-30	.433	40-50	.800	14	88	102	174	62-0	33	3	281	5.9
Gatling (TOT)	48-3	775	117-265	.442	1-8	.125	37-93	.398	52	127	179	32	118-0	32	10	272	5.7
Gatling (MIL)	30-1	494	81-168	.482	1-7	.143	25-69	.362	31	83	114	20	78-0	24	6	188	6.3
Traylor	49-43	786	108-201	.537	0-1	.000	43-80	.538	80	102	182	38	140-4	44	44	259	5.3
Johnson	50-7	1027	96-189	.508	0-0	—	64-105	.610	120	200	320	19	151-1	29	57	256	5.1
M. Curry	50-4	1146	90-206	.437	1-15	.067	63-79	.797	19	89	108	78	135-0	42	7	244	4.9
Perry	5-0	47	9-17	.529	1-1	1.000	1-2	.500	1	7	8	12	3-0	4	0	20	4.0
Williams (TOT)	7-0	46	5-17	.294	0-0	—	4-7	.571	3	11	14	1	9-0	2	1	14	2.0
Williams (MIL)	5-0	29	5-15	.333	0-0	—	4-7	.571	2	10	12	0	5-0	1	1	14	2.8
Honeycutt	3-0	12	2-5	.400	0-3	.000	1-2	.500	0	1	1	0	6-0	1	0	5	1.7
Jordan	4-0	18	2-4	.500	0-2	.000	2-4	.500	0	0	0	3	0-0	3	0	6	1.5
Grant (TOT)	6-0	13	2-6	.333	0-0	—	0-0	—	1	0	1	0	4-0	1	0	4	0.7
Grant (MIL)	2-0	5	1-2	.500	0-0	—	0-0	—	0	0	0	0	0-0	1	0	2	1.0
Feick	2-0	3	0-1	.000	0-0	—	0-0	—	0	2	2	0	0-0	0	0	0	0.0
<b>BUCKS</b>	<b>50</b>	<b>12050</b>	<b>1753-3818</b>	<b>.459</b>	<b>231-619</b>	<b>.373</b>	<b>847-1155</b>	<b>.733</b>	<b>570</b>	<b>1369</b>	<b>1939</b>	<b>1030</b>	<b>1142-8</b>	<b>442</b>	<b>202</b>	<b>4584</b>	<b>91.7</b>

### HIGHLIGHTS:

- On Aug. 29, the Bucks hired George Karl to become the seventh head coach in Milwaukee Bucks history.
- A prolonged NBA lockout resulted in a 50-game season, beginning on Feb. 6, 1999.
- At the trade deadline on March 11, 1999, the Bucks acquired Sam Cassell and Chris Gatling from New Jersey and Paul Grant from Minnesota in a three-team deal. Milwaukee also received Tim Thomas and Scott Williams from Philadelphia in exchange for Tyrone Hill and Jerald Honeycutt.
- The Bucks finished the season with their best winning percentage (.560) since the 1990-91 season.
- George Karl moved into 20th place all-time in coaching victories (531) and had the best first-year finish of any head coach in the 31-year history of the franchise.
- The Bucks led the NBA in 3-point accuracy, as Dell Curry led the NBA with a career-high .476.
- Robert "Tractor" Traylor led all rookies in field goal percentage (.537).

### PLAYOFF RECORD:

- Lost to Indiana, First Round, 0-3

### HONORS:

- None



# 1998-99 MILWAUKEE BUCKS

## REGULAR SEASON DAY-BY-DAY

Gm	Date	Opponent	W-L	Score	Record	Bucks High Scorer	Opp. High Scorer	Atten.
1	2/6	@ Charlotte	W	113-107 (OT)	1-0	Allen/Robinson, 25	Phills, 18	18,820
2	2/9	@ Toronto	W	91-77	2-0	Allen, 17	Carter, 22	14,577
3	2/11	New Jersey	W	95-75	3-0	Allen, 19	Burrell,17	18,031
4	2/14	@ Orlando	L	82-85	3-1	Brandon, 20	Hardaway, 18	15,914
5	2/16	@ Philadelphia	W	93-92	4-1	Robinson, 18	Iverson, 23	10,976
6	2/17	Chicago	W	91-83	5-1	Brandon, 17	Kukoc, 20	14,682
7	2/19	@ Toronto	L	82-90	5-2	D. Curry, 17	Christie, 20	14,888
8	2/20	Indiana	L	80-82	5-3	Robinson, 31	Miller, 20	18,173
9	2/23	@ Chicago	W	90-88	6-3	Robinson, 24	Kukoc, 19	22,302
10	2/26	@ Denver	L	95-96	6-4	Robinson, 19	Billups, 18	10,926
11	2/28	Philadelphia	L	76-87	6-5	Allen, 16	Iverson, 25	17,586
12	3/2	@ New Jersey	W	94-86	7-5	Allen, 19	Van Horn, 27	15,180
13	3/3	Golden State	W	106-78	8-5	Hill, 20	Starks, 16	12,136
14	3/5	New York	W	88-87	9-5	Robinson, 19	Ewing, 24	16,843
15	3/8	Chicago	W	81-76	10-5	Allen, 17	Barry, 19	12,085
16	3/9	@ New York	W	87-86	11-5	Robinson, 27	L. Johnson, 19	19,763
17	3/10	Seattle	W	101-97	12-5	Robinson, 22	Payton, 21	15,692
18	3/12	@ Indiana	L	104-109	12-6	Robinson, 30	Miller, 22	16,580
19	3/14	@ Washington	L	86-98	12-7	Allen, 22	Richmond, 23	14,353
20	3/15	New York	L	102-108	12-8	Allen, 29	Sprewell, 28	14,738
21	3/16	Phoenix	L	92-110	12-9	D. Curry, 18	C. Robinson, 20	13,316
22	3/18	Boston	W	99-83	13-9	Robinson, 23	Walker, 16	13,724
23	3/20	@ Atlanta	W	83-77	14-9	Robinson, 21	Crawford, 15	12,225
24	3/21	Charlotte	L	87-94	14-10	Robinson, 19	Jones, 23	13,974
25	3/22	Detroit	W	115-86	15-10	Allen, 19	Laettner, 17	13,187
26	3/24	Miami	L	76-84	15-11	Robinson, 17	Hardaway, 22	17,126
27	3/26	@ Detroit	L	85-90	15-12	Allen, 29	Stackhouse, 34	18,873
28	3/28	@ Minnesota	W	94-85	16-12	Workman, 19	Mitchell, 20	18,449
29	3/30	Washington	W	107-105	17-12	Allen, 25	Richmond, 23	15,196
30	3/31	@ Charlotte	W	102-94	18-12	Allen, 20	Recasner, 26	17,552
31	4/2	@ Boston	W	84-83	19-12	Allen, 19	Walker, 23	18,128
32	4/4	@ Cleveland	L	74-98	19-13	Thomas, 16	Person, 20	12,041
33	4/6	@ Philadelphia	L	87-95	19-14	Robinson, 22	Iverson, 27	16,055
34	4/7	Cleveland	W	99-91	20-14	Robinson, 33	Kemp, 23	16,809
35	4/9	@ Orlando	L	83-95	20-15	Allen, 21	Hardaway, 26	16,854
36	4/11	@ Miami	L	92-95	20-16	Allen, 25	Mashburn, 25	15,200
37	4/13	Atlanta	W	91-84	21-16	D. Curry, 20	Mutombo, 21	12,974
38	4/14	Miami	W	98-86	22-16	Allen, 31	Mourning, 30	14,395
39	4/16	Charlotte	L	94-95	22-17	Allen, 21	Jones, 23	18,010
40	4/18	@ Chicago	L	77-79	22-18	Allen, 19	Kukoc, 22	22,296
41	4/20	Orlando	W	95-83	23-18	Allen/Robinson, 18	Hardaway, 17	14,289
42	4/21	@ Indiana	L	100-108 (OT)	23-19	Robinson, 27	Rose, 25	16,550
43	4/23	Cleveland	W	79-75	24-19	Robinson, 26	Henderson/Person, 19	17,742
44	4/25	@ Atlanta	L	70-85	24-20	Allen, 21	Mutombo, 18	8,796
45	4/26	Washington	W	99-91	25-20	Robinson, 31	Thorpe, 18	13,201
46	4/28	Toronto	W	115-102	26-20	Thomas, 21	Brown, 29	15,463
47	4/30	Detroit	L	76-81	26-21	Johnson, 12	Dumars, 20	18,717*
48	5/1	@ Boston	W	88-79	27-21	Allen, 26	Mercer, 21	18,089
49	5/4	Toronto	W	99-86	28-21	Allen, 19	Carter, 26	13,859
50	5/5	@ New Jersey	L	107-115	28-22	Allen, 22	Marbury, 41	15,764

\* denotes sellout

GENERAL INFO

FRONT OFFICE

PLAYERS

2012-13 SEASON

STATS & RECORDS

HISTORY

NBA

OPPONENTS

MEDIA

# 1999-00 MILWAUKEE BUCKS



**BACK ROW:** Assistant Coach Mike Thibault, Assistant Coach Don Newman, Assistant Coach Ron Adams, Assistant Coach Terry Stotts, Scout/Assistant Mike McNeive, Trainer Mark Pfeil, Equipment and Team Facilities Manager Harold Lewis, Strength and Conditioning Coach Tim Wilson. **MIDDLE ROW:** General Manager Ernie Grunfeld, Rafer Alston, Ray Allen, Glenn Robinson, Sam Cassell, Vinny Del Negro, President Herb Kohl. **FRONT ROW:** Mirsad Turkcan, Danny Manning, J.R. Reid, Scott Williams, Head Coach George Karl, Ervin Johnson, Tim Thomas, Robert Traylor, Darvin Ham.

## REGULAR SEASON (42-40) - 5TH, CENTRAL DIVISION - PLAYOFFS (2-3)

PLAYER	G-GS	MIN	FG-FGA	PCT	3FG-FA	PCT	FT-FTA	PCT	OR	DR	TR	AST	PF-DQ	STL	BLK	PTS	AVG
Allen	82-82	3070	642-1411	.455	172-407	.423	353-398	.887	83	276	359	308	187-1	110	19	1809	22.1
Robinson	81-81	2909	69-1461	.472	86-237	.363	227-283	.802	107	378	485	193	212-3	78	41	1693	20.9
Cassell	81-81	2899	545-1170	.466	26-90	.289	390-445	.876	69	232	301	729	255-5	102	8	1506	18.6
Thomas	80-1	2093	347-753	.461	63-182	.346	188-243	.774	100	232	332	113	227-3	59	31	945	11.8
Williams	68-6	1488	213-426	.500	0-0	—	94-129	.729	177	271	448	28	230-3	40	66	520	7.6
Ellis	18-0	324	47-101	.465	23-65	.354	6-9	.667	7	27	34	6	23-0	6	0	123	6.8
Del Negro	67-0	1211	153-325	.471	8-24	.333	35-39	.897	9	98	107	160	81-0	36	0	349	5.2
Ham	35-21	792	71-128	.555	0-1	.000	35-78	.449	85	87	172	42	102-1	29	29	17	5.1
Johnson	80-74	2129	144-279	.516	0-1	.000	95-157	.605	233	415	648	44	298-6	81	127	383	4.8
Manning	72-0	1217	149-339	.440	1-4	.250	34-52	.654	50	158	208	73	183-2	62	29	333	4.6
Reid	34-7	602	53-127	.417	1-7	.143	43-56	.768	29	88	117	18	81-2	19	5	150	4.4
Traylor	44-16	447	58-122	.475	0-4	.000	41-68	.603	50	65	115	20	79-0	25	25	157	3.6
Workman	23-1	248	23-62	.371	11-29	.379	9-13	.692	1	16	17	44	23-0	11	0	66	2.9
Alston	27-0	361	27-95	.284	3-14	.214	3-4	.750	5	18	23	70	29-0	12	0	60	2.2
Turkcan (TOT)	17-0	90	14-38	.368	0-6	.000	5-8	.625	13	20	33	5	14-0	3	1	33	1.9
Turkcan (MIL)	10-0	65	12-28	.429	0-4	.000	5-8	.625	11	12	23	4	10-0	1	1	29	2.9
<b>BUCKS</b>	<b>82</b>	<b>19855</b>	<b>3174-6827</b>	<b>.465</b>	<b>394-1069</b>	<b>.369</b>	<b>1558-1982</b>	<b>.786</b>	<b>1016</b>	<b>2373</b>	<b>3389</b>	<b>1852</b>	<b>2020-26</b>	<b>671</b>	<b>381</b>	<b>8300</b>	<b>101.2</b>

### HIGHLIGHTS:

- The Bucks hit 13 treys in a 137-87 win over Charlotte on Jan. 10, 2000. The win marked the fifth time in team history that the Bucks won by 50 or more.
- The Bucks compiled a 19-22 road record, their best since 1985-86.
- Milwaukee went a combined 6-0 vs. teams from the state of Texas.
- The Bucks boased two All-Stars (Glenn Robinson, Ray Allen) for the first time since 1990-91.
- The Bucks trio of Allen, Robinson and Sam Cassell combined for 5,008 points, or 60.3 percent of the Bucks total. Only the Lakers trio of Bryant, O'Neal and Rice scored more.
- On Jan. 17, 2000, George Karl became the fastest Bucks coach to reach 50 wins (89 games).
- The Bucks' 100-87 win vs. Indiana in Game 4 on May 1, 2000, came exactly 10 years after the Bucks last Bradley Center postseason win.

### PLAYOFF RECORD:

- Lost to Indiana, First Round, 2-3

### HONORS:

- Ray Allen – NBA All-Star Team
- Glenn Robinson – NBA All-Star Team

# 1999-00 MILWAUKEE BUCKS

## REGULAR SEASON DAY-BY-DAY

Gm	Date	Opponent	W-L	Score	Record	Bucks High Scorer	Opp. High Scorer	Atten.
1	11/2	@ Houston	W	98-93	1-0	Cassell, 35	Francis, 14	14,491
2	11/4	@ Atlanta	W	119-109	2-0	Allen, 31	Jackson, 19	18,514
3	11/6	Detroit	W	121-111	3-0	Cassell, 28	Stackhouse, 20	18,374
4	11/8	@ New York	L	101-111 (OT)	3-1	Robinson, 23	Houston, 30	19,763
5	11/10	@ Charlotte	L	111-117	3-2	Allen/Robinson, 24	Jones, 33	15,769
6	11/12	Phoenix	W	107-92	4-2	Robinson, 27	Hardaway, 19	16,137
7	11/13	@ Cleveland	L	112-117	4-3	Robinson, 32	Sura, 23	18,640
8	11/16	LA Clippers	W	101-93	5-3	Robinson, 24	Anderson, 27	12,465
9	11/18	San Antonio	W	99-88	6-3	Allen, 26	Duncan, 29	15,184
10	11/20	Utah	L	100-111	6-4	Allen, 23	Malone, 40	18,027
11	11/21	@ Detroit	L	94-113	6-5	Allen, 33	Hill, 31	13,163
12	11/24	Chicago	W	102-95	7-5	Robinson, 22	Brand, 16	14,209
13	11/26	@ Boston	W	114-112	8-5	Cassell, 28	Walker, 27	18,027
14	11/27	Philadelphia	L	79- 82	8-6	Allen, 23	Snow, 18	15,216
15	12/2	New York	L	80- 84	8-7	Allen, 25	Houston, 25	14,365
16	12/4	@ Chicago	W	92- 91	9-7	Cassell, 23	Artest, 21	22,188
17	12/5	Dallas	W	103- 97	10-7	Allen, 20	Finley, 29	12,214
18	12/7	Detroit	L	112-116	10-8	Robinson, 30	Hill, 31	12,847
19	12/8	@ New Jersey	L	90-107	10-9	Robinson, 25	Marbury, 25	12,366
20	12/10	@ Toronto	W	107- 91	11-9	Cassell/Robinson, 22	Carter, 25	17,963
21	12/11	Denver	L	99-101	11-10	Allen, 25	Van Exel, 27	15,862
22	12/15	@ Orlando	W	116- 99	12-10	Allen, 29	2 players, 15	12,308
23	12/16	@ Miami	W	96- 95	13-10	Allen, 28	Lenard, 29	14,503
24	12/18	Indiana	W	109- 95	14-10	Robinson, 24	Miller, 21	15,236
25	12/20	@ Phoenix	L	101-108	14-11	Allen, 31	Rogers, 24	18,656
26	12/21	@ Sacramento	L	95-108	14-12	Cassell, 20	Williams, 28	17,317
27	12/23	@ San Antonio	W	94- 91	15-12	Cassell, 27	Duncan, 18	22,581
28	12/26	Miami	W	93- 85	16-12	Robinson, 30	Mourning, 25	15,075
29	12/29	@ Charlotte	L	105-109	16-13	Robinson, 36	Coleman, 27	17,134
30	12/30	Cleveland	W	91- 90	17-13	Cassell, 20	Sura, 19	16,329
31	1/3	@ Philadelphia	L	120-124 (OT)	17-14	Allen/Robinson, 25	Iverson, 45	14,886
32	1/4	Atlanta	W	116-113	18-14	Robinson, 36	Jackson, 30	12,739
33	1/6	@ Detroit	L	95-101	18-15	Robinson, 31	Hill, 31	14,233
34	1/8	Washington	W	130-129 (2OT)	19-15	Robinson, 34	Murray, 27	15,612
35	1/10	Charlotte	W	137- 87	20-15	Allen, 26	Wesley, 23	13,159
36	1/12	LA Lakers	L	94-103	20-16	Allen, 25	O'Neal, 27	18,717*
37	1/14	@ Toronto	L	110-115	20-17	Robinson, 37	Carter, 47	19,246
38	1/15	Toronto	W	118- 97	21-17	Allen, 33	Christie, 31	18,717*
39	1/17	@ Atlanta	W	107-101	22-17	Cassell, 31	Henderson, 20	19,445
40	1/19	@ Indiana	L	84-106	22-18	Robinson, 25	Miller, 29	18,345
41	1/20	Seattle	L	96-104	22-19	Robinson, 21	Baker, 31	14,087
42	1/26	Sacramento	W	112-104	23-19	Allen, 22	Anderson, 24	16,931
43	1/28	@ L.A. Lakers	L	89-117	23-20	Cassell, 18	O'Neal, 30	18,997
44	1/29	@ Seattle	W	101- 99	24-20	Robinson, 24	Payton, 29	15,839
45	1/31	@ Vancouver	W	92- 87	25-20	Robinson, 25	Reeves, 22	12,398
46	2/2	@ Denver	L	112-135	25-21	Allen, 22	Van Exel, 28	12,365
47	2/3	@ Utah	W	102- 99	26-21	Allen, 36	Malone, 28	19,871
48	2/5	Toronto	L	95- 98	26-22	Robinson, 29	Carter, 30	18,717*
49	2/7	Portland	L	111-115	26-23	Robinson, 27	Smith, 24	15,389
50	2/9	New York	L	103-109	26-24	Allen, 24	Sprewell, 27	15,347
51	2/15	@ Dallas	W	112- 99	27-24	Robinson, 29	Bradley, 20	11,912
52	2/17	Indiana	L	90- 92	27-25	Cassell, 23	Miller, 23	14,376
53	2/19	Vancouver	L	100-111	27-26	Allen, 32	Dickerson, 26	17,109
54	2/22	@ Washington	L	101-126	27-27	Allen, 17	Richmond, 26	11,413
55	2/23	Golden State	L	86- 91	27-28	Allen/Robinson, 24	Marshall, 37	12,864
56	2/25	Philadelphia	L	83- 97	27-29	Robinson, 24	Iverson, 25	15,672
57	2/27	Orlando	W	102- 95	28-29	Allen, 26	Garrity, 32	15,726
58	3/2	@ New York	L	94-109	28-30	Thomas, 26	Sprewell, 32	19,763
59	3/4	Minnesota	L	84- 91	28-31	Allen, 28	Brandon, 22	17,632
60	3/6	Atlanta	W	111- 78	29-31	Cassell, 21	Wright, 18	12,365
61	3/8	@ Boston	L	101-112	29-32	Allen, 28	Walker, 30	15,860
62	3/10	New Jersey	L	80-108	29-33	Thomas, 19	Burrell, 19	13,962
63	3/12	Cleveland	W	103- 72	30-33	Thomas, 22	Murray, 16	14,016
64	3/14	@ Miami	L	104-108	30-34	Allen, 26	Mashburn, 28	15,836
65	3/16	Houston	W	106- 96	31-34	Allen, 28	Francis, 22	13,658
66	3/18	@ New Jersey	L	90- 92 (OT)	31-35	Thomas, 23	Van Horn, 27	16,519
67	3/19	@ Minnesota	L	82-109	31-36	Robinson, 20	Brandon, 28	15,551
68	3/23	@ Indiana	W	105- 84	32-36	Cassell, 30	Rose, 22	18,345
69	3/24	Miami	L	87- 99	32-37	Allen, 36	Mourning, 24	17,597
70	3/26	Boston	W	99-84	33-37	Allen, 27	Walker, 22	16,567
71	3/30	@ L.A. Clippers	W	104- 85	34-37	Allen, 35	McInnis, 20	10,854
72	4/1	@ Portland	L	79-113	34-38	Cassell, 22	Stoudamire, 31	20,390
73	4/2	@ Golden State	W	117-113	35-38	Cassell, 31	Hughes, 32	10,002
74	4/4	Chicago	W	92- 73	36-38	Cassell, 19	Brand, 18	14,064
75	4/6	@ Chicago	L	88- 90	36-39	Robinson, 24	Brand/Hawk, 20	21,841
76	4/8	New Jersey	W	109-101	37-39	Allen, 21	Newman, 21	17,365
77	4/10	Orlando	W	104- 87	38-39	Allen, 33	Mercer, 14	13,964
78	4/12	@ Cleveland	W	101-100	39-39	Cassel, 29	Person, 21	13,240
79	4/14	Charlotte	L	106-109 (OT)	39-40	Robinson, 38	E. Jones, 29	15,839
80	4/15	@ Washington	W	120-116	40-40	Cassell, 34	2 players, 21	18,702
81	4/17	@ Orlando	W	85- 83	41-40	Thomas, 21	Atkins, 18	17,248
82	4/19	Washington	W	110-105	42-40	Williams, 19	Richmond, 27	14,874

\* denotes sellout

GENERAL INFO

FRONT OFFICE

PLAYERS

2012-13 SEASON

STATS & RECORDS

HISTORY

NBA

OPPONENTS

MEDIA

# 2000-01 MILWAUKEE BUCKS



**BACK ROW:** Special Assignments Coach Gerald Oliver, Assistant Coach Mike Thibault, Equipment and Team Facilities Manager Harold Lewis, Assistant Coach Ron Adams, Trainer Troy Wenzel, Head Coach George Karl, Strength and Conditioning Coach Tim Wilson, Assistant Coach Terry Stotts, Asst. Strength and Conditioning Coach Andre Daniel, Assistant Coach Don Newman, Scout/Assistant Mike McNeive. **MIDDLE ROW:** President Herb Kohl, Lindsey Hunter, Sam Cassell, Ray Allen, Glenn Robinson, Michael Redd, Jason Hart, Rafer Alston, General Manager Ernie Grunfeld. **FRONT ROW:** Darwin Ham, Jason Caffey, Tim Thomas, Ervin Johnson, Joel Przybilla, Scott Williams, Mark Pope, Jerome Kersey.

## REGULAR SEASON (52-30) - 1ST, CENTRAL DIVISION - PLAYOFFS (10-8)

PLAYER	G-GS	MIN	FG-FGA	PCT	3FG-FA	PCT	FT-FTA	PCT	OR	DR	TR	AST	PF-DQ	STL	BLK	PTS	AVG
Robinson	76-74	2813	684-1460	.468	55-184	.299	251-306	.820	124	402	526	252	191-2	86	62	1674	22.0
Allen	82-82	3129	628-1309	.480	202-467	.433	348-392	.888	101	327	428	374	192-2	124	20	1806	22.0
Cassell	76-75	2709	537-1132	.474	30-98	.306	277-323	.858	46	244	290	580	214-5	88	8	1381	18.2
Thomas	76-16	2086	326-758	.430	107-260	.412	195-253	.771	79	234	313	138	194-5	78	45	954	12.6
Hunter	82-5	2002	298-783	.381	152-407	.373	77-96	.802	32	137	169	222	172-1	102	12	825	10.1
Caffey	70-33	1460	179-367	.488	0-0	—	142-211	.673	135	218	353	53	184-8	38	25	500	7.1
Williams	66-31	1272	171-361	.474	1-4	.250	60-70	.857	97	267	364	35	178-1	48	32	403	6.1
Ham	29-13	540	39-80	.488	2-3	.667	29-49	.592	56	65	121	25	85-0	17	21	109	3.8
Kersey	22-2	243	32-69	.464	0-1	.000	8-16	.500	8	37	45	15	36-1	14	8	72	3.3
Johnson	82-19	1981	108-198	.545	0-0	—	50-93	.538	205	408	613	40	257-4	44	97	266	3.2
Pope	63-45	942	62-142	.437	5-24	.208	22-35	.629	56	91	147	38	140-2	16	26	151	2.4
Redd	6-0	35	5-19	.263	0-3	.000	3-6	.500	3	1	4	1	2-0	1	0	13	2.2
Alston	37-2	288	30-84	.357	8-30	.267	9-13	.692	4	27	31	68	27-0	13	0	77	2.1
Hart	1-0	10	1-1	1.000	0-0	—	0-0	—	0	0	0	1	0-0	0	0	2	2.0
Przybilla	33-13	270	12-35	.343	0-0	—	3-11	.273	29	42	71	2	56-0	3	30	27	0.8
<b>BUCKS</b>	<b>82</b>	<b>19780</b>	<b>3112-6798</b>	<b>.458</b>	<b>562-1481</b>	<b>.379</b>	<b>1474-1874</b>	<b>.787</b>	<b>975</b>	<b>2500</b>	<b>3475</b>	<b>1844</b>	<b>1928-31</b>	<b>672</b>	<b>386</b>	<b>8260</b>	<b>100.7</b>

### HIGHLIGHTS:

- Milwaukee captured its first Central Division crown since 1986, finishing with a 52-30 record, including 31-10 at the Bradley Center – the best home record in the Eastern Conference.
- Through November 26, only two other teams had worse records than the Bucks (3-9). From November 27 on, only San Antonio (49-20) was better than Milwaukee's 49-21 finish.
- The Bucks 116-111 win over Denver on January 31 was the 600th of George Karl's coaching career. He was only the 17th coach in NBA history to reach the milestone, and the sixth fastest coach to reach the 600 victory mark (1,005 games).
- On February 13, Glenn Robinson became the fifth player in Bucks history to score 10,000 points. He became the first member of his draft class or the preceding draft class to top the 10,000-point barrier.
- Ray Allen (202), Lindsey Hunter (152) and Tim Thomas (107) were the only trio of teammates in the NBA to make at least 100 3-pointers during the season. Allen's 202 were second-most in the NBA and broke his own franchise record for treys in one season (172). Allen and Thomas shared the franchise record for three-balls in a single game (8, since broken). Thomas hit 8-of-10 threes at Portland on January 5, setting an NBA record with eight 3-pointers in a half.
- Ray Allen broke the team record (329 – Lee Mayberry) for consecutive games played while at Vancouver on January 7. Allen had never missed a game to this point in his career (378) and held the NBA's consecutive games started streak at 366.
- Glenn Robinson (12/11-17) and Ray Allen (4/9-15) were each honored as NBA Players of the Week.
- The Bucks won a playoff series (Orlando) for the first time since 1989. The team made it to the Eastern Conference Finals for the first time since 1986.

### PLAYOFF RECORD:

- Beat Orlando, First Round, 3-1
- Beat Charlotte, Conference Semifinals, 4-3
- Lost to Philadelphia, Conference Finals, 3-4

### HONORS:

- Ray Allen – NBA All-Star Team, All-NBA Third Team
- Glenn Robinson – NBA All-Star Team

# 2000-01 MILWAUKEE BUCKS

## REGULAR SEASON DAY-BY-DAY

Gm	Date	Opponent	W-L	Score	Record	Bucks High Scorer	Opp. High Scorer	Atten.
1	10/31	@ Dallas	L	93-97	0-1	Allen, 26	Finley, 26	16,600
2	11/2	@ Houston	L	93-115	0-2	Robinson, 24	Williams, 28	10,687
3	11/4	Detroit	W	97-88	1-2	Cassell, 20	Cleaves, 19	18,717*
4	11/7	New York	L	89-103	1-3	Hunter, 23	Houston, 24	14,246
5	11/8	@ Indiana	L	97-108	1-4	Cassell, 29	Miller, 41	17,684
6	11/11	Minnesota	L	92-103	1-5	Allen, 40	Billups, 31	18,717*
7	11/15	Atlanta	W	84-74	2-5	Robinson, 21	Jackson, 15	13,217
8	11/17	Cleveland	W	89-76	3-5	Allen, 23	Murray, 19	13,874
9	11/18	@ Toronto	L	102-111	3-6	Allen, 29	Carter, 48	19,800
10	11/22	Portland	L	84-93	3-7	Robinson, 20	Wallace, 18	15,008
11	11/24	Charlotte	L	90-106	3-8	Allen, 21	Wesley, 24	15,102
12	11/25	@ Washington	L	100-107	3-9	Allen, 37	Howard, 24	13,157
13	11/27	@ Orlando	W	104-95	4-9	Allen, 23	JGarriy, 21	12,841
14	11/28	@ Miami	W	102-101	5-9	Hunter, 23	Jones, 26	14,863
15	11/30	Boston	W	108-97	6-9	Robinson, 25	Pierce, 34	13,247
16	12/2	@ Atlanta	L	94-101	6-10	Allen, 19	Terry, 30	9,827
17	12/3	Indiana	W	92-80	7-10	Robinson, 24	Rose, 26	15,446
18	12/6	@ New Jersey	W	109-87	8-10	Allen, 30	Douglas, 18	11,420
19	12/7	Phoenix	L	96-104	8-11	Robinson, 26	Robinson, 35	14,236
20	12/9	Washington	W	99-91	9-11	Allen/Robinson, 22	Hamilton, 19	15,768
21	12/12	@ L.A. Lakers	W	109-105	10-11	Allen, 35	O'Neal, 26	18,997
22	12/13	@ Utah	W	111-102	11-11	Robinson, 32	Malone, 35	18,450
23	12/15	Toronto	W	104-97	12-11	Robinson, 31	Davis, 25	16,432
24	12/17	@ New York	L	97-100 (OT)	12-12	Robinson, 23	Rice, 32	19,763
25	12/21	New Jersey	W	80-78	13-12	Allen/Thomas, 16	Marbury/Harris, 12	13,439
26	12/23	Boston	W	104-99	14-12	Robinson, 28	Walker, 33	14,786
27	12/26	Orlando	W	89-77	15-12	Allen, 25	McGrady, 26	16,089
28	12/28	@ Cleveland	W	107-89	16-12	Allen/Cassell, 23	Murray, 22	18,225
29	12/30	@ Denver	L	113-120	16-13	Robinson, 31	McDyess, 35	15,330
30	1/2	@ Chicago	W	104-70	17-13	Robinson, 21	Brand, 17	20,569
31	1/3	Cleveland	W	88-83	18-13	Allen, 25	Garling/Mihm, 18	13,817
32	1/5	@ Portland	L	115-119	18-14	Thomas, 39	Smith, 26	20,580
33	1/7	@ Vancouver	L	117-120	18-15	Robinson, 31	Abdur-Rahim, 38	11,771
34	1/9	Washington	W	99-95	19-15	Cassell, 23	Howard, 25	13,397
35	1/11	Dallas	W	102-94	20-15	Cassell, 21	Finley, 30	15,675
36	1/13	New Jersey	W	115-81	21-15	Robinson, 35	Jackson, 18	18,717*
37	1/15	@ Washington	W	101-95	22-15	Robinson, 22	Howard, 27	15,633
38	1/16	LA Clippers	W	112-91	23-15	Allen, 32	Richardson, 15	15,267
39	1/19	@ Charlotte	W	105-98	24-15	Cassell, 23	Mashburn, 26	16,436
40	1/21	@ Detroit	W	102-98	25-15	Robinson, 26	Barros, 22	13,357
41	1/23	New York	W	105-91	26-15	Cassell, 22	Houston, 21	18,717
42	1/27	Detroit	L	103-108	26-16	Robinson, 34	Stackhouse, 32	18,717*
43	1/29	@ Minnesota	L	96-99	26-17	Robinson, 25	Garnett, 29	17,171
44	1/31	Denver	W	116-111	27-17	Allen, 32	McDyess, 26	15,786
45	2/3	Indiana	W	104-85	28-17	Cassell, 23	Rose, 15	17,517
46	2/6	Sacramento	W	112-109	29-17	Cassell, 29	Webber, 39	17,329
47	2/7	@ Boston	L	91-94	29-18	Thomas, 21	Walker, 36	13,493
48	2/13	Philadelphia	L	104-107	29-19	Robinson, 28	Iverson, 49	18,717*
49	2/14	@ Atlanta	W	102-98	30-19	Cassell, 25	Terry, 35	11,653
50	2/17	Charlotte	L	93-103	30-20	Allen, 30	Mashburn, 32	18,717*
51	2/19	San Antonio	W	102-98	31-20	Allen/Robinson, 23	Anderson, 25	16,487
52	2/20	@ Chicago	W	101-92	32-20	Allen, 34	Brand, 22	21,558
53	2/23	Vancouver	W	93-81	33-20	Allen, 29	Bibby, 28	17,682
54	2/25	Golden State	W	122-95	34-20	Robinson, 45	Jamison, 26	18,411
55	2/26	@ Philadelphia	W	98-91	35-20	Allen, 42	Iverson, 26	20,324
56	2/28	@ Indiana	L	86-99	35-21	Hunter, 21	Miller, 24	17,259
57	3/1	Houston	L	91-108	35-22	Cassell, 23	Francis, 29	15,426
58	3/3	Chicago	W	126-122 (2OT)	36-22	Cassell, 40	Brand, 31	18,717*
59	3/5	@ New Jersey	W	107-100	37-22	Allen, 23	Marbury, 20	12,720
60	3/7	@ Boston	W	101-94	38-22	Cassell, 24	Walker, 36	14,818
61	3/10	@ Charlotte	L	90-100	38-23	Allen, 32	Robinson, 20	18,472
62	3/11	@ Cleveland	L	110-124	38-24	Robinson, 32	Person, 24	13,235
63	3/13	@ Toronto	W	101-97	39-24	Allen, 29	Carter, 24	19,800
64	3/15	Seattle	L	102-108	39-25	Robinson, 21	Payton, 22	16,112
65	3/17	Philadelphia	W	87-78	40-25	Thomas, 22	McKie, 23	18,717*
66	3/18	@ Detroit	W	100-96	41-25	Robinson, 24	B. Wallace, 18	12,953
67	3/21	LA Lakers	W	107-100	42-25	Cassell, 27	O'Neal, 36	18,717*
68	3/23	Orlando	W	115-103	43-25	Robinson, 26	McGrady, 33	18,717*
69	3/25	Atlanta	W	105-98	44-25	Allen, 27	Kukoc, 31	18,717*
70	3/26	@ Philadelphia	L	78-90	44-26	Cassell, 20	Iverson, 36	20,561
71	3/29	Miami	W	104-96	45-26	Robinson, 27	Hardaway, 25	18,574
72	3/31	@ San Antonio	W	86-77	46-26	Cassell, 24	Duncan, 20	35,944
73	4/1	@ Phoenix	L	99-106	46-27	Allen, 31	Kidd, 30	18,464
74	4/3	@ Sacramento	W	107-101	47-27	Cassell, 33	Webber, 28	17,317
75	4/4	@ Golden St.	W	108-78	48-27	Allen/Robinson, 26	Allen, 17	11,600
76	4/6	@ LA Clippers	L	110-113 (OT)	48-28	Robinson, 31	Jamison, 17	17,329
77	4/8	@ Seattle	L	88-101	48-29	Allen, 20	Miles, 26	15,575
78	4/10	Chicago	W	105-84	49-29	Williams, 24	Brand, 16	18,717*
79	4/12	Utah	W	115-93	50-29	Allen, 43	Manning/Marshall, 14	18,717*
80	4/14	Toronto	W	112-86	51-29	Allen, 31	Clark, 18	18,717*
81	4/16	@ Orlando	W	101-89	52-29	Robinson, 19	McGrady, 26	17,248
82	4/17	@ Miami	L	89-91	52-30	Robinson, 22	Mourning, 25	16,500

\* denotes sellout

GENERAL INFO

FRONT OFFICE

PLAYERS

2012-13 SEASON

STATS & RECORDS

HISTORY

NBA

OPPONENTS

MEDIA

# 2001-02 MILWAUKEE BUCKS



**BACK ROW:** Asst. Trainer/Asst. Strength and Conditioning Coach Andre Daniel, Strength and Conditioning Coach Tim Wilson, Trainer Troy Wenzel, Scout/Assistant Mike McNeive, Asst. Coach Don Newman, Asst. Coach Terry Stotts, Asst. Coach Ron Adams, Special Assignments Coach Gerald Oliver, Equipment and Team Facilities Manager Harold Lewis. **MIDDLE ROW:** President Herb Kohl, Sam Cassell, Rafer Alston, Ray Allen, Head Coach George Karl, Glenn Robinson, Michael Redd, Greg Anthony, General Manager Ernie Grunfeld. **FRONT ROW:** Darvin Ham, Jason Caffey, Tim Thomas, Ervin Johnson, Joel Przybilla, Greg Foster, Mark Pope, Anthony Mason.

## REGULAR SEASON (41-41) - 5TH, CENTRAL DIVISION - PLAYOFFS (DNQ)

PLAYER	G-GS	MIN	FG-FGA	PCT	3FG-FA	PCT	FT-FTA	PCT	OR	DR	TR	AST	PF-DQ	STL	BLK	PTS	AVG
Allen	69-67	2525	530-1148	.462	229-528	.434	214-245	.873	81	231	312	271	157-0	88	18	1503	21.8
Robinson	66-63	2346	536-1147	.467	58-178	.326	236-282	.837	70	336	406	168	173-1	97	41	1366	20.7
Cassell	74-73	2605	554-1197	.463	71-204	.348	282-328	.860	54	258	312	493	208-3	90	12	1461	19.7
Thomas	74-22	1987	316-753	.420	95-291	.326	142-179	.793	64	2367	300	105	200-3	65	32	869	11.7
Redd	67-8	1417	294-609	.483	88-198	.444	91-115	.791	77	147	224	91	96-0	42	7	767	11.4
Mason	82-82	3143	316-626	.505	1-1	1.000	154-221	.697	124	522	646	346	187-0	57	22	787	9.6
Anthony (TOT)	60-38	1514	183-475	.385	48-163	.294	60-91	.659	22	110	132	282	114-1	77	5	474	7.9
Anthony (MIL)	24-3	553	70-188	.372	19-73	.260	13-21	.619	6	38	44	79	42-0	28	1	172	7.2
Ham	70-2	1208	120-211	.569	1-7	1.43	62-123	.504	91	111	202	73	175-0	25	37	303	4.3
Caffey	23-0	283	36-72	.500	0-1	.000	27-43	.628	24	26	50	12	39-0	4	5	99	4.3
Alston	50-7	600	66-191	.346	27-71	.380	18-29	.621	10	62	72	143	42-0	32	2	177	3.5
Przybilla	71-62	1128	76-142	.535	0-1	.000	38-90	.422	78	205	283	21	199-3	20	118	190	2.7
Johnson	81-9	1660	89-193	.461	0-1	.000	30-66	.455	142	324	466	27	219-4	37	82	208	2.6
Pope	45-12	426	36-91	.396	4-25	.160	1-21	.524	20	53	73	17	47-0	11	11	87	1.9
Foster	6-0	24	2-9	.222	0-4	.000	3-4	.750	0	8	8	1	4-0	0	0	7	1.2
<b>Bucks</b>	<b>82</b>	<b>19905</b>	<b>3041-6577</b>	<b>.462</b>	<b>593-1583</b>	<b>.375</b>	<b>1321-1767</b>	<b>.748</b>	<b>841</b>	<b>2557</b>	<b>3398</b>	<b>1847</b>	<b>1788-14</b>	<b>596</b>	<b>388</b>	<b>7996</b>	<b>97.5</b>

### HIGHLIGHTS:

- The Bucks finished one game shy of a berth in the NBA playoffs, with a 41-41 record. Despite the downturn, the Bucks did finish at .500 or better for the fourth consecutive season.
- A Bucks team that stayed relatively injury free for the last two seasons had no such luck this season. Among the team's top five scorers (Allen, Robinson, Cassell, Thomas, Redd), a total of 56 games were missed this season. That quintet appeared together in only 36 games (Bucks were 21-15). When one of the five missed a game, Milwaukee was a respectable 18-18, but when two or more were absent, the Bucks were 2-8. As a result of injuries and matchups, the Bucks fielded 17 different starting lineups this season.
- The Bucks set a franchise record with 16 treys in a 115-76 win over Houston on February 20. Milwaukee's 593 treys broke the all-time franchise record of 562, set the previous season.
- Despite missing 13 games to injury, halting his consecutive games played streak at 400 (12/21 at HOU), Ray Allen finished first in the league in 3-pointers made (229) and second in attempts (528). He broke his own franchise record for 3-pointers made in a season (202), and was 11th in NBA history in all-time 3-point accuracy, with 40.8 percent success rate (928-2,276). Allen hit a franchise record 10 treys (on 14 attempts) vs. Charlotte on 4/14.
- The Bucks 115-76 win over the Houston Rockets on February 20 seemed like just another game until the fourth quarter when Michael Redd scored 26 of his career-high 29 points. Redd hit eight treys in the fourth quarter to establish an NBA record for threes in a single period (and tied the NBA record for threes in a half).
- On the final day of the 2001-02 season, Glenn Robinson passed the 12,000-point mark for his career. On March 6 vs. L.A. Clippers, Robinson passed Sidney Moncrief (11,594) on Bucks all-time scoring list to trail only Kareem Abdul-Jabbar (14,211).
- The Bucks total home attendance (745,305) was the highest in team history. The average crowd of 18,178 exceeded the best previous average of 17,097, set in 1988-89. The 25 sellouts were the most during the Bradley Center era, breaking the previous record of 20 in 1988-89.

### PLAYOFF RECORD:

- Did not qualify

### HONORS:

- Ray Allen - NBA All-Star Team, All-NBA Third Team

# 2001-02 MILWAUKEE BUCKS

## REGULAR SEASON DAY-BY-DAY

Gm	Date	Opponent	W-L	Score	Record	Bucks High Scorer	Opp. High Scorer	Atten.
1	10/30	@ Utah	W	119-112(OT)	1-0	Allen, 32	Starks, 20	18,845
2	11/1	@ Denver	W	102-101	2-0	Allen, 31	Van Exel, 44	18,634
3	11/3	Boston	W	105-99	3-0	Allen, 32	Pierce, 33	18,717*
4	11/8	Miami	W	86-82	4-0	Robinson, 26	Jones, 29	18,364
5	11/10	Minnesota	L	82-98	4-1	Allen, 16	Garnett, 20	18,717*
6	11/14	@ Washington	W	107-98	5-1	Cassell, 27	Jordan, 31	20,674
7	11/17	Utah	W	104-93	6-1	Robinson, 34	Malone, 30	18,717*
8	11/21	Chicago	W	96-92	7-1	Cassell/GR, 22	Mercer, 31	18,717*
9	11/22	@ Toronto	W	78-75	8-1	Robinson, 19	Carter, 26	19,800
10	11/24	Atlanta	W	95-88	9-1	Allen, 21	Abdur-Rahim, 23	18,717*
11	11/27	@ L.A. Lakers	L	85-104	9-2	Cassell, 23	Carter, 26	18,997
12	11/28	@ Phoenix	L	84-104	9-3	Robinson, 16	Marbury, 24	15,590
13	11/30	@ Portland	L	95-101	9-4	Allen, 25	Davis, 25	18,723
14	12/2	@ Seattle	L	83-97	9-5	Allen, 26	Payton, 21	13,595
15	12/4	New York	L	71-85	9-6	Robinson, 24	Sprewell, 28	17,416
16	12/6	Toronto	W	95-89	10-6	Allen, 30	Carter, 26	18,717*
17	12/8	New Jersey	W	95-79	11-6	Cassell, 28	Van Horn, 15	18,717*
18	12/11	@ Miami	L	97-99	11-7	Allen, 30	Jones, 23	15,321
19	12/14	@ Philadelphia	W	96-80	12-7	Robinson, 34	Iverson, 17	20,641
20	12/15	Indiana	W	115-95	13-7	Robinson, 22	Harrington, 26	18,717*
21	12/18	@ Memphis	W	114-105	14-7	Allen, 26	Swift, 27	12,476
22	12/20	@ Dallas	L	101-113	14-8	Allen/GR, 21	Finley/Nash, 33	19,780
23	12/22	@ Houston	L	110-115	14-9	Robinson, 29	Mobley, 39	11,628
24	12/23	@ San Antonio	W	101-91	15-9	Cassell, 33	Duncan, 22	24,708
25	12/26	Atlanta	W	107-97	16-9	Robinson, 32	Abdur-Rahim, 28	18,717*
26	12/28	@ Charlotte	W	105-89	17-9	Cassell, 29	Nailon, 24	10,888
27	12/29	San Antonio	W	102-99(OT)	18-9	Thomas/GR, 24	Duncan, 38	18,717*
28	12/31	@ Chicago	L	83-90	18-10	Cassell, 28	Mercer, 20	17,167
29	1/2	@ Minnesota	L	77-95	18-11	Redd, 22	Garnett, 22	19,497
30	1/5	@ L.A. Clippers	L	83-86	18-12	Allen, 24	Odum, 18	19,232
31	1/6	@ Sacramento	L	101-115	18-13	Allen, 29	Stojakovic, 29	17,317
32	1/8	@ Golden State	W	113-97	19-13	Cassell, 23	Jamison, 23	14,011
33	1/11	Washington	W	105-86	20-13	Allen, 27	Jordan, 22	18,717*
34	1/12	@ New York	W	102-97	21-13	Allen, 37	Houston, 44	19,763
35	1/15	@ Indiana	W	106-102	22-13	Thomas, 25	Mason, 8	16,445
36	1/16	Indiana	W	105-100	23-13	Allen, 36	R. Miller, 27	17,462
37	1/18	Orlando	W	115-110	24-13	Allen, 28	Miller, 25	18,486
38	1/19	@ Atlanta	W	116-107	25-13	Allen, 31	Terry, 24	15,413
39	1/21	@ Detroit	W	97-79	26-13	Redd, 21	Stackhouse, 19	18,139
40	1/22	Phoenix	L	81-92	26-14	Cassell, 24	Marion, 24	17,036
41	1/24	Seattle	L	88-99	26-15	Cassell, 29	Barry, 29	16,659
42	1/26	New York	L	127-129(2OT)	26-16	Mason, 18	Sprewell, 48	18,717*
43	1/29	Boston	W	109-90	27-16	Cassell, 20	Walker, 25	17,466
44	1/31	@ New Jersey	L	100-125	27-17	Robinson, 23	3 players, 21	13,852
45	2/2	Philadelphia	L	81-86	27-18	Allen, 20	Iverson, 25	18,717*
46	2/7	Memphis	W	107-103	28-18	Allen/Cassell, 29	Gasol, 30	17,726
47	2/12	@ Chicago	L	92-96	28-19	Allen, 32	Artest, 22	17,624
48	2/13	Cleveland	L	107-115	28-20	Robinson, 32	Person, 33	15,836
49	2/15	Miami	L	88-90*	28-21	Allen, 30	Jones, 22	18,717*
50	2/17	@ Toronto	W	91-86	29-21	Allen/Cassell, 20	A. Williams, 24	19,800
51	2/18	Charlotte	L	92-101	29-22	Allen, 27	Campbell, 24	16,368
52	2/20	Houston	W	115-76	30-22	Redd, 29	Thomas, 21	15,642
53	2/22	Golden State	W	116-112	31-22	Allen, 28	Richardson, 35	18,717*
54	2/24	Detroit	W	89-82	32-22	Cassell, 27	Stackhouse, 19	18,717*
55	2/26	LA Lakers	L	89-99	32-23	Cassell, 21	O'Neal, 28	18,717*
56	2/27	@ Boston	W	95-92	33-23	Cassell, 26	Walker, 30	15,598
57	3/2	Portland	L	103-104(OT)	33-24	Robinson, 24	Wallace/DS, 24	18,717*
58	3/3	@ Cleveland	W	101-91	34-24	Robinson, 28	Miller, 17	14,031
59	3/5	@ New York	L	89-102	34-25	Cassell, 18	Thomas, 29	19,763
60	3/6	LA Clippers	W	92-86	35-25	Robinson, 22	McInnis, 16	16,985
61	3/8	Cleveland	L	109-115(OT)	35-26	Robinson, 30	Miller, 31	18,717*
62	3/10	Sacramento	L	73-98	35-27	3 players, 14	Stojakovic, 21	18,178
63	3/12	Chicago	W	110-81	36-27	Redd, 21	Rose, 14	18,205
64	3/16	Detroit	L	94-102	36-28	Allen, 20	Stackhouse, 25	18,717*
65	3/18	@ Charlotte	L	110-113	36-29	Cassell, 27	Mashburn, 31	7,833
66	3/19	@ Orlando	L	91-101	36-30	Cassell, 23	McGrady, 48	16,512
67	3/22	@ New Jersey	L	84-108	36-31	Cassell, 18	Kittles, 21	20,049
68	3/24	Orlando	W	110-85	37-31	Robinson, 25	Armstrong, 17	18,717*
69	3/26	Dallas	L	106-112(OT)	37-32	Thomas, 22	Finley, 36	18,465
70	3/28	Denver	W	95-88	38-32	Cassell, 29	Lenard, 25	18,717*
71	3/29	@ Washington	L	98-107	38-33	Anthony, 20	Jordan, 34	20,674
72	3/31	@ Boston	L	80-110	38-34	Robinson, 29	Pierce, 32	18,624
73	4/2	@ Atlanta	L	92-100	38-35	Cassell/GR, 20	Johnson, 28	9,149
74	4/3	Washington	W	105-90	39-35	Robinson, 38	Alexander, 22	18,717*
75	4/5	@ Miami	L	97-102	39-36	Cassell/GR, 19	House, 22	15,623
76	4/7	@ Philadelphia	L	87-89	39-37	Allen, 25	Snow/McKie, 15	20,707
77	4/9	Philadelphia	L	90-92	39-38	Cassell, 19	Mutombo, 22	18,717*
78	4/10	@ Cleveland	L	86-101	39-39	Robinson, 21	Person, 23	13,824
79	4/12	@ Indiana	L	107-112	39-40	Allen/Cassell, 24	Miller, 30	18,345
80	4/14	Charlotte	W	98-91	40-40	Allen, 47	Mashburn, 28	18,717*
81	4/16	Toronto	W	105-89	41-40	Cassell, 24	Peterson, 23	17,086
82	4/17	@ Detroit	L	89-123	41-41	Redd, 21	Robinson, 24	19,473

\* denotes sellout

GENERAL  
INFO

FRONT  
OFFICE

PLAYERS

2012-13  
SEASON

STATS &  
RECORDS

HISTORY

NBA

OPPONENTS

MEDIA

# 2002-03 MILWAUKEE BUCKS



**BACK ROW:** Equipment and Team Facilities Manager Harold Lewis, Special Assignments Coach Gerald Oliver, Strength and Conditioning Coach Tim Wilson, Coaching Consultant Jim Todd, Scout/Assistant Mike McNeive, Athletic Trainer Troy Wenzel, Assistant Trainer/Assistant Strength and Conditioning Coach Andre Daniel. **MIDDLE ROW:** Assistant Coach Ron Adams, Sam Cassell, Michael Redd, Marcus Haislip, Jason Caffey, Anthony Mason, Desmond Mason, Gary Payton, Assistant Coach Don Newman. **FRONT ROW:** Jamal Sampson, Dan Gadzuric, Ervin Johnson, General Manager Ernie Grunfeld, President Herb Kohl, Head Coach George Karl, Joel Przybilla, Tim Thomas, Toni Kukoc.

## REGULAR SEASON (42-40) - 4TH, CENTRAL DIVISION - PLAYOFFS (2-4)

PLAYER	G-GS	MIN	FG-FGA	PCT	3FG-FA	PCT	FT-FTA	PCT	OR	DR	TR	AST	PF-DQ	STL	BLK	PTS	AVG
Allen	47-46	1683	351-803	.437	123-311	.395	178-195	.913	45	173	218	164	149-2	57	11	1003	21.3
Payton (TOT)	80-80	3208	665-1466	.454	54-182	.297	250-352	.710	79	255	334	663	181-0	133	20	1634	20.4
Payton (MIL)	28-28	1085	221-474	.466	20-68	.294	88-118	.746	23	63	86	206	64-0	40	8	550	19.6
Cassell	78-77	2700	546-1162	.470	59-163	.362	385-447	.861	57	285	342	450	216-1	88	14	1536	19.7
Redd	82-14	2316	455-971	.469	182-416	.438	149-185	.805	98	273	371	117	143-0	100	13	1241	15.1
D. Mason (TOT)	80-40	2763	457-1017	.449	21-72	.292	212-283	.749	154	369	523	163	210-1	67	32	1147	14.3
D. Mason (MIL)	28-25	952	166-350	.474	5-17	.294	78-102	.765	66	122	188	68	74-0	20	11	415	14.8
Thomas	80-70	2358	412-930	.443	97-265	.366	145-186	.780	97	292	389	102	257-5	70	49	1066	13.3
Kukoc	63-0	1704	249-577	.432	95-263	.361	137-194	.706	67	199	266	230	134-0	81	29	730	11.6
A. Mason	65-58	2119	191-393	.486	0-1	.000	84-117	.718	90	326	416	209	147-0	32	12	466	7.2
Caffey	51-16	894	113-248	.456	0-0	—	69-106	.651	68	108	176	38	122-3	19	15	295	5.8
Ollie	53-4	1127	117-255	.459	1-5	.200	68-91	.747	12	87	99	181	71-0	37	4	303	5.7
Haislip	39-8	441	66-153	.431	3-12	.250	26-38	.684	21	32	53	9	55-1	7	18	161	4.1
Gadzuric	49-30	760	70-145	.483	0-1	.000	29-56	.518	66	131	197	9	125-3	22	52	169	3.4
Johnson	69-17	1170	61-135	.452	0-0	—	30-44	.682	117	177	294	24	178-3	34	63	152	2.2
Murray	12-0	42	9-26	.346	0-4	.000	5-8	.625	0	1	1	3	0-0	4	0	23	1.9
Przybilla	32-17	546	18-46	.391	0-0	—	12-24	.500	48	97	145	12	85-1	10	45	48	1.5
Sampson	5-0	8	0-2	.000	0-0	—	0-0	—	1	1	2	1	0-0	1	0	0	0.0
<b>BUCKS</b>	<b>82</b>	<b>19905</b>	<b>3045-6670</b>	<b>.457</b>	<b>585-1526</b>	<b>.383</b>	<b>1483-1911</b>	<b>.776</b>	<b>876</b>	<b>2367</b>	<b>3243</b>	<b>1823</b>	<b>1820-19</b>	<b>622</b>	<b>344</b>	<b>8158</b>	<b>99.5</b>

### HIGHLIGHTS:

- The Bucks advanced to the postseason for the fourth time in five seasons under head coach George Karl, and for the 23rd time in their 35-year history.
- Milwaukee was one of the league's most prolific 3-point shooting teams, finishing fourth in makes (7.13) and fifth in attempts (18.61), while leading the league in 3-point percentage (.383). The Bucks tied a franchise record (since broken) with 16 treys in a 140-133 win at Cleveland on December 9. Milwaukee's 585 treys fell just short of the all-time franchise record of 593 (set during the 2001-02 season).
- Bucks sixth man Michael Redd emerged among the top 3-point shooters in NBA history. On March 30, he hit his 250th career 3-pointer to qualify as the fourth most accurate 3-point shooter in NBA history. Redd was second in the NBA in 3-point percentage (.438), third in 3-pointers made, and led the Bucks in accuracy for the second consecutive season. There were only seven games in the 2002-03 campaign in which Redd failed to deliver at least one 3-point field goal.
- Sam Cassell notched his first career triple-double in his 603rd regular season NBA game at Cleveland on December 9. Cassell tallied a season-high 39 points, 10 rebounds and 10 assists for the Bucks first triple-double since Ray Allen's 20 points, 10 rebounds and 11 assists at Boston on Feb. 7, 2001. Cassell doubled his career triple-double total on January 22 with a 14-point, 11 rebound and season-high 16-assist performance at Boston. Cassell was one of six players in the league to tally multiple triple-doubles during the regular season.
- The Bucks were one of nine teams to increase their points-per-game production this season. Milwaukee raised its points-per-game average from 97.5 points in 2001-02 to 99.5.
- Milwaukee committed a franchise low 1,044 turnovers, bettering their previous low of 1,123 established in the 1999-00 season. The 12.7 turnovers per game were second in the NBA. In the Bucks 120-93 win over Atlanta, Milwaukee committed a franchise-low four turnovers, one shy of tying the NBA record for fewest turnovers in a game.

### PLAYOFF RECORD:

- Lost to New Jersey, First Round, 2-4

### HONORS:

- None



# 2002-03 MILWAUKEE BUCKS

## REGULAR SEASON DAY-BY-DAY

Gm	Date	Opponent	W-L	Score	Record	Bucks High Scorer	Opp. High Scorer	Atten.
1	10/30	@ Philadelphia	L	93-95	0-1	Allen, 28	Iverson, 28	19,569
2	11/2	Orlando	L	90-100	0-2	Redd, 17	McGrady, 27	16,713
3	11/4	@ New York	W	97-88	1-2	Cassell, 22	Houston, 28	18,100
4	11/6	New Jersey	W	99-93	2-2	Allen, 29	Kidd, 24	14,539
5	11/7	@ Minnesota	L	110-114	2-3	Cassell, 32	Garnett, 28	14,776
6	11/9	Philadelphia	W	110-105 (OT)	3-3	Thomas, 21	Iverson, 31	16,782
7	11/13	Chicago	W	108-101	4-3	Redd, 24	Rose, 24	14,036
8	11/15	@ Indiana	L	100-103 (OT)	4-4	Allen, 24	O'Neal, 23	16,010
9	11/16	Boston	W	104-85	5-4	Allen, 31	Pierce/Walker, 28	18,717*
10	11/19	Miami	L	93-97	5-5	Allen, 24	Jones, 22	13,632
11	11/22	@ Golden State	W	95-91	6-5	Allen, 31	Dampier, 31	12,170
12	11/24	@ LA Lakers	L	99-111	6-6	Redd, 19	O'Neal, 24	18,997
13	11/25	@ Phoenix	L	81-86	6-7	Cassell, 22	Marion, 22	12,986
14	11/27	Cleveland	W	112-80	7-7	Cassell, 30	Davis, 23	15,684
15	11/29	@ Detroit	L	91-96	7-8	Cassell, 27	Hamilton, 20	22,076
16	11/30	Detroit	W	109-86	8-8	Cassell, 24	Robinson, 16	16,217
17	12/3	@ Washington	L	78-103	8-9	Thomas, 17	Jordan, 25	20,473
18	12/5	@ Atlanta	L	80-98	8-10	Thomas, 17	Robinson, 23	16,720
19	12/7	New Orleans	L	88-94	8-11	Allen, 29	Mashburn, 23	15,784
20	12/9	@ Cleveland	W	140-133 (2OT)	9-11	Cassell, 39	Davis, 45	6,712
21	12/11	Indiana	L	119-126 (OT)	9-12	Allen, 26	O'Neal, 30	15,637
22	12/13	Portland	W	101-79	10-12	Thomas, 25	Randolph, 17	15,531
23	12/14	@ Chicago	L	95-97	10-13	Cassell/Allen, 29	Rose, 30	19,196
24	12/17	Toronto	L	117-122 (OT)	10-14	Allen, 37	Lenard, 37	15,926
25	12/20	@ Memphis	L	84-95	10-15	Cassell, 19	Person, 23	12,642
26	12/21	New York	W	94-90	11-15	Cassell, 25	Houston, 17	16,621
27	12/23	@ Orlando	W	108-103	12-15	Allen, 35	Miller, 29	13,503
28	12/27	@ New Jersey	L	90-110	12-16	Cassell, 25	Harris, 25	13,817
29	12/28	New Jersey	L	96-104	12-17	Redd, 21	Martin, 24	15,716
30	12/30	@ Dallas	W	110-107	13-17	Cassell, 28	Nowitzki, 40	19,939
31	12/31	@ Houston	L	80-103	13-18	Cassell, 22	Francis, 26	14,989
32	1/3	Utah	L	115-118	13-19	Allen, 29	Kirilenko, 21	13,103
33	1/6	@ Cleveland	W	106-94	14-19	Allen, 27	Davis, 22	7,472
34	1/7	Sacramento	L	76-101	14-20	Allen, 16	Bibby, 20	16,072
35	1/10	Chicago	W	93-85 (OT)	15-20	A. Mason, 21	Rose, 19	16,567
36	1/11	@ Detroit	W	89-87	16-20	Allen, 28	Billups, 26	22,076
37	1/14	Atlanta	W	97-88	17-20	Cassell/Allen, 21	Abdur-Rahim, 23	15,614
38	1/15	@ Toronto	W	99-87	18-20	Cassell, 19	Peterson, 22	18,357
39	1/17	@ Philadelphia	W	99-95	19-20	Redd, 22	Van Horn, 22	20,584
40	1/18	Boston	L	95-97	19-21	Thomas, 22	Walker, 25	17,186
41	1/22	@ Boston	W	106-97	20-21	Cassell, 14	Pierce, 30	16,003
42	1/25	Denver	W	88-75	21-21	Cassell, 26	Harvey, 15	18,096
43	1/27	@ New Orleans	W	108-93	22-21	Cassell, 25	Mashburn, 24	13,540
44	1/28	Philadelphia	L	81-108	22-22	Allen, 18	Van Horn, 24	15,031
45	1/30	Washington	W	97-90	23-22	Cassell, 31	Jordan, 24	18,717*
46	2/1	New York	W	107-100	24-22	Cassell, 24	Houston, 31	16,117
47	2/4	Toronto	L	95-98	24-23	Redd, 24	Carter, 25	13,765
48	2/6	Seattle	W	97-91	25-23	Allen, 27	Payton, 27	13,749
49	2/12	Dallas	W	120-114	26-23	Allen, 28	Nowitzki, 27	15,886
50	2/14	Detroit	W	96-86	27-23	Thomas, 21	Hamilton, 28	16,294
51	2/16	Memphis	L	95-101	27-24	Allen, 23	Gasol, 19	17,193
52	2/18	@ Sacramento	L	93-102	27-25	Kukoc, 21	Stojakovic, 26	17,317
53	2/19	@ LA Clippers	L	104-110	27-26	Cassell, 21	Maggette, 23	15,709
54	2/21	@ Seattle	L	58-88	27-27	Thomas, 17	Lewis, 20	17,072
55	2/22	@ Portland	W	93-90	28-27	Payton, 22	Wells, 26	20,290
56	2/24	Minnesota	L	114-117	28-28	Payton, 21	Garnett, 31	18,717*
57	2/26	Phoenix	L	112-118	28-29	Payton, 26	Marbury, 44	17,213
58	2/28	@ Indiana	L	98-107	28-30	Cassell, 23	B. Miller, 29	16,431
59	3/2	Atlanta	W	120-93	29-30	Cassell, 28	Robinson, 24	16,629
60	3/4	@ Miami	W	100-91	30-30	Cassell, 25	Grant, 20	14,228
61	3/5	@ Orlando	L	99-111	30-31	Payton/Redd, 16	McGrady, 48	14,142
62	3/7	@ Washington	W	85-82	31-31	Cassell, 24	Jordan, 27	20,173
63	3/8	Golden State	W	138-133 (OT)	32-31	Cassell/Payton, 28	Jamison, 40	16,324
64	3/11	San Antonio	L	102-105	32-32	Cassell, 26	Rose, 34	17,401
65	3/12	@ Atlanta	L	92-111	32-33	Cassell, 24	Abdur-Rahim, 29	9,729
66	3/15	LA Lakers	L	94-98	32-34	Redd, 21	O'Neal, 24	18,717*
67	3/16	@ New York	L	111-120	32-35	D. Mason/Payton, 23	Houston, 50	19,357
68	3/19	@ New Jersey	W	104-85	33-35	Payton, 23	Martin, 28	13,131
69	3/21	@ New Orleans	L	98-113	33-36	Redd, 24	Mash/Davis, 22	17,284
70	3/22	New Orleans	W	93-85	34-36	Cassell, 21	Davis, 20	17,111
71	3/25	@ San Antonio	L	94-107	34-37	Cassell, 19	Duncan, 31	18,797
72	3/26	@ Denver	L	103-108	34-38	Payton, 28	Howard, 25	14,811
73	3/28	@ Utah	L	90-103	34-39	Redd, 26	Harrpring, 28	19,089
74	3/30	Miami	W	109-87	35-39	Payton, 24	C. Butler, 24	18,717*
75	3/31	@ Miami	W	91-86	36-39	Cassell/Payton, 20	House, 21	14,458
76	4/2	Houston	W	106-99	37-39	Johnson, 7	Posey, 20	17,624
77	4/4	Cleveland	W	95-93	38-39	Redd, 12	Davis, 26	15,039
78	4/5	@ Chicago	L	115-117 (OT)	38-40	Payton, 24	Rose, 31	20,037
79	4/9	LA Clippers	W	112-92	39-40	Kukoc, 26	Brand, 21	14,071
80	4/11	@ Toronto	W	105-103	40-40	Kukoc, 25	Alston/J. Williams, 20	17,762
81	4/13	Indiana	W	107-98	41-40	Cassell, 33	O'Neal, 25	17,064
82	4/16	Orlando	W	93-87	42-40	Thomas, 21	Armstrong, 15	15,714

\* denotes sellout

GENERAL  
INFO

FRONT  
OFFICE

PLAYERS

2012-13  
SEASON

STATS &  
RECORDS

HISTORY

NBA

OPPONENTS

MEDIA

# 2003-04 MILWAUKEE BUCKS



**BACK ROW:** Equipment and Team Facilities Manager Harold Lewis, Strength and Conditioning Coach Tim Wilson, Assistant Coach Jim Todd, Assistant Coach Bob Ociepka, Assistant Coach Mike Schuler, Assistant Coach Sam Mitchell, Athletic Trainer Steve Condon, Assistant Athletic Trainer Andre Daniel. **MIDDLE ROW:** President Herb Kohl, Brevin Knight, Erick Strickland, Desmond Mason, Head Coach Terry Porter, Michael Redd, Damon Jones, T.J. Ford, General Manager Larry Harris. **FRONT ROW:** Marcus Haislip, Keith Van Horn, Joe Smith, Daniel Santiago, Brian Skinner, Dan Gadzuric, Toni Kukoc.

## REGULAR SEASON (41-41) - 3RD, CENTRAL DIVISION - PLAYOFFS (1-4)

PLAYER	G-GS	MIN	FG-FGA	PCT	3FG-FA	PCT	FT-FTA	PCT	OR	DR	TR	AST	PF-DQ	STL	BLK	PTS	AVG
Redd	82-82	3021	633-1439	.440	127-363	.350	383-441	.868	118	289	407	185	152-0	81	6	1776	21.7
Van Horn (TOT)	72-62	2340	410-903	.454	93-233	.399	249-290	.859	149	352	501	120	215-6	68	33	1162	16.1
Van Horn (MIL)	25-15	766	137-290	.472	33-72	.458	86-91	.945	51	107	158	37	64-6	16	15	393	15.7
Mason	82-31	2534	409-867	.472	9-39	.231	356-463	.769	93	266	359	152	191-2	60	24	1183	14.4
Thomas	42-42	1343	226-510	.443	47-130	.362	93-122	.762	38	167	205	90	127-3	40	15	592	14.1
Smith	76-76	2254	311-708	.439	1-5	.200	207-241	.859	230	413	643	78	209-1	47	94	830	10.9
Ford	56-54	1577	255-513	.497	0-0	-	79-138	.572	119	292	411	49	165-3	30	61	589	10.5
Kukoc	73-0	1522	211-506	.417	49-168	.292	145-199	.729	60	211	271	200	110-0	59	21	616	8.4
Gadzuric	55-55	1472	153-398	.384	5-21	.238	80-98	.816	37	140	177	356	123-0	60	3	391	7.1
Jones	82-26	2016	210-524	.401	98-273	.359	55-72	.764	15	155	170	478	92-0	30	4	573	7.0
Strickland	75-0	1260	183-349	.524	0-1	-	58-118	.492	126	220	346	28	186-0	51	105	424	5.7
Strickland	43-0	571	79-196	.403	29-66	.439	44-51	.863	13	58	71	90	63-0	26	2	231	5.4
Knight (TOT)	56-13	1037	105-246	.427	2-8	.250	49-65	.754	14	98	112	204	107-1	84	1	261	4.7
Knight (MIL)	21-1	420	46-105	.438	1-3	.333	30-38	.789	3	45	48	98	56-1	29	0	123	5.9
Santiago	54-28	708	78-163	.479	0-0	-	61-90	.678	35	97	132	24	98-0	19	21	217	4.0
Haislip	31-0	263	36-74	.486	1-2	.500	20-28	.714	21	32	53	2	25-0	6	12	93	3.0
Langhi (TOT)	6-0	37	5-14	.357	1-2	.500	2-2	1.00	0	4	4	0	7-0	0	0	13	2.2
Langhi (MIL)	2-0	20	3-8	.375	1-2	.500	0-0	-	0	1	1	0	2-0	0	0	7	3.5
Przybilla	5-0	33	0-0	-	0-0	-	1-2	.500	1	9	10	3	5-0	0	0	1	0.2
<b>BUCKS</b>	<b>82</b>	<b>19780</b>	<b>2970-6650</b>	<b>.447</b>	<b>401-1145</b>	<b>.350</b>	<b>1698-2192</b>	<b>.775</b>	<b>960</b>	<b>2502</b>	<b>3462</b>	<b>1872</b>	<b>1668</b>	<b>554</b>	<b>383</b>	<b>8039</b>	<b>98.0</b>

### HIGHLIGHTS:

- The Bucks finished with a .500 or better record for the sixth consecutive season. It was the 24th .500 or better season in their 36-year history, and the team advanced to the postseason for the fifth time in the past six seasons.
- In his first season as an NBA Head Coach, Terry Porter led the Bucks to a 41-41 mark. He finished tied for third in Coach of the Year voting and was also a nominee for the J. Walter Kennedy Citizenship Award.
- Milwaukee led the Eastern Conference in scoring, averaging 98.0 points per game, good for 4th place in the NBA. The Bucks committed the fewest turnovers per game (13.54) in the Eastern Conference and were third in the league in that category.
- The Bucks went 33-21 against Eastern Conference opponents.
- Michael Redd, the runner-up for Sixth Man of the Year in 2002-03, started every game for the Bucks, averaging a team-high 21.7 points (10th in the NBA). Redd was voted by the coaches of the Eastern Conference to appear in his first All-Star Game where he scored 13 points on 5-12 shooting with three rebounds and three steals in 15 minutes.
- In January, Redd earned the Player of the Month award for the Eastern Conference after twice scoring a career-high 40 points.
- At the end of the season, several Bucks were nominated for awards: Redd was named to the NBA All-Third Team and finished fifth in voting for Most Improved Player. T.J. Ford was named to the All-Rookie Second Team. Desmond Mason finished sixth in Sixth Man of the Year voting.
- T.J. Ford suffered a spinal cord bruise in a February 24 game against Minnesota and missed the remainder of the season.
- Milwaukee shot 0-6 from 3-point range at Phoenix in their 123-111 loss on March 20. It was the first time that the Bucks failed to make a 3-point basket since February 21, 2002, again vs. Phoenix in a 92-81 loss at the Bradley Center. It broke a streak of 191 straight games with a 3-pointer made for the Bucks.

### PLAYOFF RECORD:

- Lost to Detroit, First Round, 1-4

### HONORS:

- Michael Redd - NBA All-Star team; All-NBA Third Team; NBA All-Interview team
- T.J. Ford - NBA All-Rookie Second Team

# 2003-04 MILWAUKEE BUCKS

## REGULAR SEASON DAY-BY-DAY

Gm	Date	Opponent	W-L	Score	Record	Bucks High Scorer	Opp. High Scorer	Atten.
1	10/29	@ Minnesota	L	89-95	0-1	Mason/Redd, 16	Garnett, 25	17,784
2	10/31	@ Indiana	W	93-79	1-1	Redd, 21	Harrington, 26	17,607
3	11/1	Chicago	W	98-68	2-1	Smith, 19	Crawford, 17	18,717*
4	11/4	LA Lakers	L	107-113	2-2	Redd, 36	Bryant, 31	18,717*
5	11/5	@ New York	W	106-90	3-2	Thomas, 22	Houston, 35	17,137
6	11/7	@ Detroit	L	99-105	3-3	Redd, 28	Billups, 27	20,204
7	11/8	New York	W	90-87	4-3	Thomas, 23	Houston, 28	17,103
8	11/12	Seattle	L	99-104	4-4	Kukoc/Redd, 20	Lewis, 31	15,496
9	11/15	Utah	W	100-95	5-4	Redd, 25	Arroyo, 21	16,712
10	11/18	Atlanta	L	93-101	5-5	Thomas, 17	Abdur-Rahim, 27	14,831
11	11/19	@ Denver	L	86-94	5-6	Thomas, 25	Miller, 17	12,919
12	11/21	@ Utah	L	90-99	5-7	Redd, 28	Kirilenko, 20	18,182
13	11/23	@ Toronto	W	82-62	6-7	Kukoc, 15	Carter, 15	17,702
14	11/25	Philadelphia	W	95-91	7-7	Redd, 26	Iverson, 28	17,639
15	11/28	@ Boston	L	96-106	7-8	Redd, 20	Pierce, 26	18,624
16	11/29	Boston	W	100-94	8-8	Redd, 23	James, 23	18,022
17	12/1	@ Chicago	L	87-97	8-9	Redd, 26	Crawford, 30	17,140
18	12/2	@ Atlanta	W	106-94	9-9	Redd, 25	Abdur-Rahim, 26	10,991
19	12/5	@ New Jersey	L	86-93	9-10	Redd, 24	Kittles, 22	14,154
20	12/6	Washington	L	109-114 (OT)	9-11	Redd, 28	Hughes, 36	16,220
21	12/8	@ New Orleans	L	85-91	9-12	Mason, 17	Magloire, 20	14,747
22	12/10	Golden State	W	94-89 (OT)	10-12	Redd, 25	Van Exel, 21	14,367
23	12/12	Chicago	W	109-95	11-12	Redd, 30	Fizer, 19	17,486
24	12/14	@ Seattle	L	102-108	11-13	Redd, 27	Murray, 23	12,075
25	12/16	@ Portland	W	106-99	12-13	Thomas, 23	Randolph, 30	14,396
26	12/17	@ LA Clippers	L	83-93	12-14	Gadzuric, 16	Simmons, 20	13,794
27	12/20	New Jersey	W	92-87	13-14	Thomas, 21	Kittles, 20	16,782
28	12/23	Detroit	W	83-78	14-14	Redd/Smith, 18	Hamilton, 17	15,081
29	12/26	Indiana	W	101-96	15-14	Redd, 26	O'Neal, 27	17,512
30	12/28	@ San Antonio	L	74-89	15-15	Redd, 22	Ginobili, 25	18,797
31	12/30	@ Dallas	L	92-101	15-16	Redd, 25	Walker, 22	20,095
32	1/2	Dallas	W	109-101	16-16	Redd, 21	Nowitzki, 23	18,717*
33	1/4	@ Washington	W	100-94	17-16	Redd, 27	Brown, 23	12,073
34	1/5	@ Philadelphia	W	88-76	18-16	Mason, 24	Iverson, 18	18,337
35	1/7	Phoenix	W	95-87	19-16	Redd, 23	Johnson, 25	14,009
36	1/9	Miami	W	103-94	20-16	Kukoc, 24	Odum, 22	18,717*
37	1/10	@ New York	L	88-94	20-17	Redd, 19	Thomas, 28	19,763
38	1/13	Boston	W	111-103	21-17	Redd, 20	Davis, 33	13,417
39	1/15	New Jersey	W	86-83	22-17	Kukoc, 17	Martin, 24	14,438
40	1/17	Detroit	L	94-99	22-18	Redd, 30	Billups, 26	18,717*
41	1/19	@ Orlando	L	99-106	22-19	Smith, 19	McGrady, 34	14,574
42	1/21	Orlando	W	113-102	23-19	Redd, 40	Howard, 24	13,455
43	1/23	Toronto	W	98-86	24-19	Mason, 20	Marshall, 17	15,813
44	1/26	San Antonio	W	93-92	25-19	Thomas, 22	Parker, 26	14,385
45	1/28	@ New Orleans	L	100-101	25-20	Redd, 40	Mashburn, 24	14,007
46	1/30	Cleveland	W	101-95	26-20	Redd, 24	James, 20	18,717*
47	1/31	@ Atlanta	L	83-93	26-21	Redd, 21	Abdur-Rahim, 21	9,317
48	2/4	@ Houston	L	89-103	26-22	Skinner, 17	Francis, 23	12,223
49	2/6	@ Memphis	L	85-105	26-23	Redd, 20	Gasol, 27	15,433
50	2/7	New Orleans	W	107-97	27-23	Redd, 25	Magloire, 20	17,714
51	2/10	Sacramento	L	117-124	27-24	Kukoc/Mason, 21	Stojakovic, 31	17,407
52	2/17	Orlando	W	127-104	28-24	Redd, 27	McGrady, 41	15,167
53	2/18	@ Detroit	L	98-102	28-25	Redd, 23	Hamilton, 23	22,076
54	2/21	LA Clippers	L	103-105	28-26	Van Horn, 23	Brand, 31	18,717*
55	2/22	@ Washington	W	113-85	29-26	Redd, 25	Arenas, 21	14,296
56	2/24	Minnesota	L	102-108	29-27	Redd/Van Horn, 25	Cassell, 29	18,717*
57	2/25	@ Boston	W	106-104	30-27	Redd, 26	Pierce, 21	13,768
58	2/27	Memphis	W	106-104	31-27	Van Horn, 30	Posey, 25	18,289
59	2/29	Miami	W	108-104	32-27	Redd, 27	Jones, 25	18,311
60	3/3	@ Orlando	W	105-97	33-27	Van Horn, 25	McGrady, 31	12,366
61	3/4	@ Miami	L	98-104	33-28	Van Horn, 22	Alston, 23	14,338
62	3/6	@ Cleveland	L	97-106	33-29	Redd, 18	Ilgaukas, 29	20,562
63	3/8	@ Philadelphia	L	92-97	33-30	Redd, 20	Buckner, 20	17,561
64	3/10	Atlanta	W	94-80	34-30	Redd/Van Horn, 23	Terry, 20	13,497
65	3/12	Denver	L	117-111	34-31	Van Horn, 25	Anthony, 31	18,717*
66	3/14	New York	L	100-103	34-32	Skinner, 21	Marbury, 20	18,279
67	3/16	Portland	L	99-100	34-33	Redd, 26	Anderson/Miles, 20	14,736
68	3/20	@ Phoenix	L	111-123	34-34	Smith, 19	Stoudemire, 27	18,422
69	3/21	@ LA Lakers	L	103-104 (OT)	34-35	Van Horn, 32	O'Neal, 31	18,997
70	3/23	@ Sacramento	W	112-101	35-35	Redd, 26	Bibby, 27	17,317
71	3/24	@ Golden State	L	89-98	35-36	Redd, 24	Four players, 18	14,367
72	3/26	@ Chicago	W	115-105	36-36	Smith, 23	Pargo, 34	21,246
73	3/28	Houston	L	107-111	36-37	Redd, 36	Yao, 27	18,717*
74	3/30	Indiana	W	95-86	37-37	Smith, 25	O'Neal, 20	17,245
75	3/31	@ Indiana	L	78-111	37-38	Kukoc, 15	Artest, 21	15,577
76	4/2	Cleveland	W	107-89	38-38	Redd, 23	Boozer, 26	17,813
77	4/4	@ Toronto	W	90-83	39-38	Skinner, 19	Rose, 21	17,276
78	4/6	@ New Jersey	W	103-98	40-38	Jones, 23	Rogers, 26	13,967
79	4/7	Washington	W	116-107	41-38	Redd, 35	Hughes, 19	17,002
80	4/10	New Orleans	L	87-92	41-39	Redd, 27	Magloire, 26	18,717*
81	4/12	@ Cleveland	L	89-93	41-40	Mason, 25	James, 27	20,562
82	4/14	Toronto	L	87-89	41-41	Mason, 27	Carter, 23	16,065

\* denotes sellout

GENERAL  
INFO

FRONT  
OFFICE

PLAYERS

2012-13  
SEASON

STATS &  
RECORDS


HISTORY

NBA

OPPONENTS

MEDIA

# 2004-05 MILWAUKEE BUCKS



**BACK ROW:** Marcus Fizer, Zaza Pachulia, Dan Gadzuric, Daniel Santiago, Calvin Booth, Toni Kukoc, Joe Smith. **MIDDLE ROW:** President Herb Kohl, T.J. Ford, Mo Williams, Erick Strickland, Desmond Mason, Michael Redd, Reece Gaines, Anthony Goldwire, General Manager Larry Harris. **FRONT ROW:** Assistant Athletic Trainer John Anderson, Athletic Trainer Andre Daniel, Assistant Coach Jim Boylen, Assistant Coach Bob Ociepka, Head Coach Terry Porter, Assistant Coach Mike Schuler, Assistant Coach Jerome Kersey, Strength and Conditioning Coach Tim Wilson, Equipment and Team Facilities Manager Harold Lewis.

## REGULAR SEASON (30-52) - 5TH, CENTRAL DIVISION - PLAYOFFS (DNQ)

PLAYER	G-GS	MIN	FG-FGA	PCT	3FG-FA	PCT	FT-FTA	PCT	OR	DR	TR	AST	PF-DQ	STL	BLK	PTS	AVG
Redd	75-75	2848	625-1418	.441	104-293	.355	369-432	.854	72	240	312	172	152-0	63	8	1723	23.0
Mason	80-71	2893	478-1079	.443	1-8	.125	420-524	.802	85	227	312	217	198-1	58	27	1377	17.2
James	47-0	1167	205-460	.446	58-152	.382	67-90	.744	23	99	122	185	114-2	40	4	535	11.4
Smith	74-73	2265	319-621	.514	0-1	.000	175-228	.768	179	362	541	67	222-5	43	38	813	11.0
Van Horn	33-13	818	128-285	.449	30-78	.385	56-65	.862	55	110	165	41	82-1	21	11	342	10.4
Williams	80-80	2254	323-737	.438	32-99	.323	136-160	.850	50	194	244	484	221-3	74	11	814	10.2
Gadzuric	81-81	1783	243-451	.539	0-0	—	107-199	.538	261	413	674	30	224-1	47	106	593	7.3
Fizer	54-0	903	133-292	.455	0-6	.000	70-103	.680	29	146	175	64	96-0	25	13	336	6.2
Pachulia	74-4	1397	160-354	.452	0-1	.000	138-185	.746	131	247	378	60	166-0	44	34	458	6.2
Gill	14-0	284	32-80	.400	3-9	.333	18-20	.900	11	26	37	27	37-0	14	4	85	6.1
Kukoc	53-6	1099	105-256	.410	42-116	.362	44-61	.721	31	129	160	160	70-0	39	13	296	5.6
Goldwire (T)	33-2	537	57-136	.419	32-80	.400	26-31	.839	10	49	59	78	32-0	15	0	172	5.2
Goldwire (M)	24-2	482	53-121	.438	29-71	.408	19-23	.826	9	42	51	78	27-0	15	0	154	6.4
Strickland	62-5	1014	114-304	.375	21-83	.253	52-64	.813	11	92	103	115	103-1	30	1	301	4.9
House	5-0	41	6-17	.353	4-6	.667	0-0	—	0	3	3	5	3-0	2	0	16	3.2
Hamilton	16-0	159	11-32	.344	0-0	—	29-48	.604	18	24	42	6	26-0	5	2	51	3.2
Booth (T)	51-1	451	49-108	.454	0-1	.000	26-32	.813	29	78	107	8	78-0	15	28	124	2.4
Booth (M)	17-0	189	15-29	.517	0-0	—	12-16	.750	13	36	49	4	23-0	4	12	42	2.5
Santiago	11-0	105	7-21	.333	0-0	—	8-11	.727	6	13	19	1	28-1	3	4	22	2.0
Gaines (T)	21-0	187	17-50	.340	4-14	.286	3-4	.750	1	13	14	7	17-0	5	1	41	2.0
Gaines (M)	11-0	79	7-23	.304	1-2	.500	0-0	—	1	2	3	4	5-0	2	1	15	1.4
<b>BUCKS</b>	<b>82</b>	<b>19780</b>	<b>2964-6580</b>	<b>.450</b>	<b>325-925</b>	<b>.351</b>	<b>1720-2229</b>	<b>.772</b>	<b>985</b>	<b>2405</b>	<b>3390</b>	<b>1720</b>	<b>1797-15</b>	<b>529</b>	<b>289</b>	<b>7973</b>	<b>97.2</b>

### HIGHLIGHTS:

- The Bucks finished with a sub-.500 winning percentage for the first time since the 1998-99 season (30-52), but they did have their eighth consecutive winning season at home (23-18).
- Michael Redd maintained a career-high scoring average of 23.0 points per game (11th in the NBA).
- Redd also became just the second player in team history to lead the Bucks in scoring 50 or more times in one season (he did it 50 times). Kareem Abdul-Jabbar was the other.
- Redd scored his 5,000th career point on March 4 and connected on his 500th career 3-pointer on April 13.
- 15 separate players missed games due to injury, illness or suspension. T.J. Ford missed the entire season while recovering from neck surgery and Redd saw a string of 212 consecutive games played snapped due to a sprained left index finger. In all, 247 games were missed.
- The Bucks and Golden State Warriors tied an NBA-low for combined turnovers in a game with 11 (Milwaukee had six and Golden State had five) on March 30.
- The Bucks held Seattle to 73 points on 29.4 percent shooting on February 27. The 73 points were tied for 10th for an opponent-low in Bucks history (only 13 times in their history has a team been held to 73 points or less).
- The Bucks scored 78 first-half points on February 8 against Boston, including 42 second-quarter points, on their way to a 121-97 win. The 78 points were the most by the Bucks in a single half since the team scored the same amount on March 24, 1987 against New York.

### PLAYOFF RECORD:

- Did not qualify

### HONORS:

- None

# 2004-05 MILWAUKEE BUCKS

## REGULAR SEASON DAY-BY-DAY

Gm	Date	Opponent	W-L	Score	Record	Bucks High Scorer	Opp. High Scorer	Atten.
1	11/3	@ Orlando	L	92-93	0-1	Redd, 19	Francis, 26	15,138
2	11/6	Cleveland	W	102-88	1-1	Redd, 28	James, 31	17,063
3	11/10	Charlotte	W	102-100	2-1	Mason, 31	Brezec, 20	17,029
4	11/13	New Orleans	W	94-91	3-1	Redd, 30	Armstrong, 21	16,333
5	11/14	@ Miami	L	110-112 (2OT)	3-2	Van Horn, 26	E. Jones, 19	18,984
6	11/17	Miami	L	106-113	3-3	Redd, 33	E. Jones, 27	15,891
7	11/19	@ Portland	L	98-110	3-4	Redd, 29	Stoudamire, 33	15,375
8	11/21	@ Sacramento	L	79-88	3-5	Redd, 16	Stojakovic, 21	17,317
9	11/23	@ LA Lakers	L	96-100	3-6	Mason, 26	Bryant, 30	18,215
10	11/24	@ Phoenix	L	104-111	3-7	Redd, 22	Marion, 23	15,088
11	11/27	Detroit	W	96-90	4-7	Redd, 29	R. Wallace, 20	16,824
12	11/30	LA Lakers	L	90-95	4-8	Mason, 32	Cook, 25	14,975
13	12/1	@ Boston	L	100-101	4-9	Redd, 23	Pierce, 23	13,180
14	12/4	San Antonio	L	83-104	4-10	Mason, 18	Duncan, 20	17,812
15	12/7	@ Indiana	W	89-86	5-10	Redd, 28	Miller, 32	15,251
16	12/8	Miami	L	96-101	5-11	Mason, 19	Haslem, 20	15,632
17	12/10	Indiana	W	95-86	6-11	Redd, 21	Miller, 17	15,906
18	12/12	@ Philadelphia	L	101-107	6-12	Redd, 28	Iverson, 40	15,764
19	12/14	Sacramento	L	86-89	6-13	Mason, 23	Bibby, 27	13,687
20	12/16	@ Chicago	L	77-85	6-14	Redd, 22	Hinrich, 28	14,043
21	12/18	Philadelphia	L	97-116	6-15	Redd, 29	Iverson, 54	16,839
22	12/22	Portland	L	95-104	6-16	James, 22	Van Exel, 26	13,789
23	12/26	Chicago	W	99-92	7-16	Redd, 39	Gordon, 19	15,738
24	12/28	Houston	W	115-87	8-16	Redd, 28	McGrady, 20	17,049
25	12/29	@ Orlando	W	111-105	9-16	Redd, 29	Hill, 26	14,438
26	12/31	@ Houston	L	90-105	9-17	Redd, 21	McGrady, 42	16,194
27	1/2	@ Dallas	L	104-123	9-18	James, 20	Nowitzki, 39	20,067
28	1/4	@ Indiana	L	99-116	9-19	Mason, 21	O'Neal, 55	14,738
29	1/5	New Jersey	W	97-74	10-19	James/Smith, 17	Smith, 19	13,081
30	1/7	@ Toronto	W	107-105 (OT)	11-19	Mason, 23	Rose/E. Williams, 21	16,537
31	1/8	Utah	W	89-86	12-19	Redd, 26	Boozer, 28	15,609
32	1/11	@ Atlanta	L	80-103	12-20	James, 14	Lue, 18	11,280
33	1/12	@ San Antonio	L	79-94	12-21	Redd, 24	Duncan, 21	16,754
34	1/14	Washington	L	103-105	12-22	Redd, 20	Hughes, 23	15,621
35	1/15	@ Memphis	L	82-101	12-23	Redd, 26	Williams, 25	17,539
36	1/17	@ Charlotte	W	99-92	13-23	Redd, 27	Okafor, 15	10,523
37	1/19	@ New Jersey	L	90-96	13-24	Redd, 30	Carter, 23	10,439
38	1/21	Detroit	W	89-86	14-24	James, 20	Prince, 26	16,145
39	1/23	@ New York	W	101-96	15-24	Mason, 22	Marbury, 33	19,563
40	1/26	Phoenix	L	115-121	15-25	Redd, 27	Marion, 24	13,847
41	1/28	Denver	L	100-106	15-26	Redd, 26	Anthony, 25	16,219
42	1/30	@ Cleveland	L	87-104	15-27	Redd, 23	Gooden, 33	18,094
43	2/1	Minnesota	W	91-86	16-27	Redd, 19	Sprewell, 24	15,947
44	2/4	LA Clippers	W	92-90	17-27	Redd, 32	Brand, 31	13,814
45	2/5	@ Washington	L	94-112	17-28	Redd, 26	Arenas, 31	20,173
46	2/8	Boston	W	121-97	18-28	James, 28	LaFrentz/Reed, 13	13,764
47	2/9	@ Toronto	W	110-107	19-28	Redd, 29	Rose, 26	14,269
48	2/12	Atlanta	W	113-83	20-28	Mason, 23	Walker, 21	15,876
49	2/14	@ Detroit	L	83-107	20-29	Strickland, 18	Billups/R. Wallace, 17	22,076
50	2/16	@ New York	L	90-108	20-30	Kukoc, 20	Crawford, 23	19,763
51	2/22	@ Charlotte	W	112-102	21-30	Redd, 39	Knight, 19	10,817
52	2/23	New Jersey	W	100-81	22-30	Mason, 15	Carter, 26	14,216
53	2/25	Toronto	L	102-106	22-31	Williams, 21	Bosh, 27	15,883
54	2/27	Seattle	W	99-73	23-31	Redd, 35	Allen, 16	17,112
55	3/1	Philadelphia	L	111-118	23-32	Redd, 35	Iverson, 48	13,978
56	3/4	@ Minnesota	L	97-103	23-33	Redd, 24	Szczerbak, 28	18,779
57	3/5	Chicago	W	95-87	24-33	Mason, 20	Hinrich, 24	18,717*
58	3/7	@ Chicago	L	85-90	24-34	Redd, 26	Hinrich, 17	20,042
59	3/8	Atlanta	W	105-101	25-34	Williams/Mason, 22	Lue, 27	13,117
60	3/11	Dallas	L	110-112	25-35	Redd, 33	Nowitzki, 29	16,489
61	3/12	@ New Orleans	L	107-111	25-36	Redd, 29	Dickau/Smith, 17	14,899
62	3/14	@ Miami	L	71-110	25-37	Redd, 14	Wade, 29	19,600
63	3/16	Cleveland	W	96-88	26-37	Redd, 32	James, 34	17,624
64	3/18	Washington	W	99-90	27-37	Redd, 26	Arenas, 27	15,108
65	3/20	@ Denver	L	103-114	27-38	Mason, 24	Miller, 22	16,816
66	3/22	@ Seattle	L	84-92	27-39	Redd, 22	Lewis, 29	16,197
67	3/23	@ LA Clippers	L	108-116	27-40	Redd, 31	Maggette, 34	17,708
68	3/25	@ Golden State	L	117-118 (OT)	27-41	Redd, 33	B. Davis, 29	16,371
69	3/26	@ Utah	L	89-94	27-42	Williams, 19	Bell, 23	18,677
70	3/28	Indiana	L	76-90	27-43	Redd, 14	Miller, 22	14,071
71	3/30	Golden State	L	109-113	27-44	Redd, 24	B. Davis, 25	14,936
72	4/1	Memphis	L	82-93	27-45	Mason, 24	Gasol, 20	14,983
73	4/3	New York	W	106-102	28-45	Redd, 32	T. Thomas, 23	15,201
74	4/6	@ Boston	L	97-103	28-46	Mason, 23	Davis, 27	17,210
75	4/8	Charlotte	W	93-75	29-46	Mason, 21	Brezec, 20	15,274
76	4/9	@ Cleveland	L	81-98	29-47	Redd, 26	James, 40	20,562
77	4/11	@ Washington	L	112-119	29-48	Redd, 35	Jamison, 32	14,205
78	4/13	Boston	L	108-111	29-49	Redd, 28	Pierce, 32	13,547
79	4/15	@ Detroit	L	73-99	29-50	Mason, 15	Dupree, 20	22,076
80	4/16	Orlando	W	113-103	30-50	Mason, 22	Howard, 19	17,516
81	4/18	@ Philadelphia	L	122-106	30-51	Mason, 22	Iverson, 39	17,605
82	4/19	Toronto	L	127-109	30-52	Mason, 25	Rose, 29	13,947

\* denotes sellout

GENERAL INFO

FRONT OFFICE

PLAYERS

2012-13 SEASON

STATS & RECORDS


HISTORY

NBA

OPPONENTS

MEDIA

# 2005-06 MILWAUKEE BUCKS



**BACK ROW:** Athletic Trainer Andre Daniel, Assistant Athletic Trainer John Anderson, Assistant Coach Bob Ociepka, Assistant Coach Michael Sanders, Assistant Coach Lester Conner, Assistant Coach Brian James, Strength and Conditioning Coach Tim Wilson, Equipment Manager Dwayne Wilson. **MIDDLE ROW:** President Herb Kohl, T.J. Ford, Jiri Welsch, Michael Redd, Head Coach Terry Stotts, Bobby Simmons, Charlie Bell, Mo Williams, General Manager Larry Harris. **FRONT ROW:** Jermaine Jackson, Joe Smith, Dan Gadzuric, Andrew Bogut, Ervin Johnson, Jamaal Magloire, Toni Kukoc, Ersan Ilyasova, Reece Gaines.

## REGULAR SEASON (40-42) - 5TH, CENTRAL DIVISION - PLAYOFFS (1-4)

PLAYER	G-GS	MIN	FG-FGA	PCT	3FG-FA	PCT	FT-FTA	PCT	OR	DR	TR	AST	PF-DQ	STL	BLK	PTS	AVG
Redd	80-80	3130	682-1516	.450	163-413	.395	501-571	.877	78	264	342	229	157-1	95	5	2028	25.4
Simmons	75-74	2538	366-808	.453	105-250	.420	165-200	.825	91	242	333	172	254-8	86	21	1002	13.4
Ford	72-70	2557	328-789	.416	35-104	.337	187-248	.754	63	248	311	473	196-3	104	7	878	12.2
Williams	58-12	1531	267-629	.424	73-191	.382	96-113	.850	30	113	143	230	148-0	62	7	703	12.1
Bogut	82-77	2348	323-606	.533	0-0	.000	122-194	.629	189	384	573	192	259-3	49	68	768	9.4
Magloire	82-82	2465	287-615	.467	0-0	—	178-333	.535	220	558	778	56	276-6	29	80	752	9.2
Smith	44-5	887	145-305	.475	0-0	.000	89-115	.774	83	147	230	31	120-1	24	13	379	8.6
Bell	59-6	1283	180-410	.439	71-168	.423	63-89	.708	21	99	120	130	126-1	59	5	494	8.4
Gadzuric	74-0	885	171-309	.553	0-1	.000	41-89	.461	91	141	232	24	171-2	25	43	383	5.2
Kukoc	65-0	1018	116-298	.389	45-147	.306	40-56	.714	26	124	150	139	87-0	33	17	317	4.9
Welsch	58-2	866	86-222	.387	14-49	.286	65-87	.747	22	89	111	62	65-0	34	1	251	4.3
Jackson	30-2	202	11-26	.423	1-4	.250	12-14	.857	8	19	27	25	19-0	4	1	35	1.2
Gaines	12-0	54	6-12	.500	0-2	.000	1-4	.250	0	0	0	3	1-0	1	0	13	1.1
Johnson	18-0	81	7-17	.412	0-0	—	1-2	.500	5	19	24	2	23-0	1	2	15	0.8
Davis	4-0	12	1-4	.250	0-1	.000	0-0	—	2	1	3	1	2-0	1	0	2	0.5
<b>BUCKS</b>	<b>82</b>	<b>19855</b>	<b>2976-6566</b>	<b>.453</b>	<b>507-1335</b>	<b>.380</b>	<b>1561-2115</b>	<b>.738</b>	<b>929</b>	<b>2448</b>	<b>3377</b>	<b>1769</b>	<b>1902-25</b>	<b>597</b>	<b>270</b>	<b>8020</b>	<b>97.8</b>

### HIGHLIGHTS:

- The Bucks finished the season 40-42 and advanced to the NBA playoffs for the 25th time in their 38-year history and for the sixth time in the last eight seasons.
- Milwaukee improved 10 games from their 30-52 record in 2004-05.
- In advancing to the playoffs, the Bucks became the first team in NBA history to make the playoffs with four new starters from the previous season.
- Michael Redd led the Bucks in scoring 63 times. He finished the season with 2,028 points, becoming just the second player in franchise history to break the 2,000-point mark in a single season.
- Redd also maintained a 25.4 scoring average (9th in the NBA), not just a career-high, but also the highest for a Buck since Marques Johnson averaged 25.6 points during the 1978-79 season.
- The Bucks set an NBA record by winning their first 13 games decided by six points or less (they were also 9-0 in games decided by three points or less). They became the first team in the shot clock era (since 1954-55) to win their first 12 games decided by six points or less (12-0) when they beat Minnesota 95-92 on January 10, topping the previous record of 11 set by both the 1967-68 St. Louis Hawks and the 1959-60 Boston Celtics.
- Milwaukee finished the season fourth in the league in 3FG% (.380), the second-best season mark in team history (behind only the 2002-03 squad's 38.3%). Charlie Bell finished the year 11th in the NBA in 3FG% (.423) and teammate Bobby Simmons finished T-12th (.420).
- Andrew Bogut had a fine rookie season, earning a spot on the All-Rookie First Team after averaging 9.4 points, 7.0 rebounds and 2.3 assists in 28.6 minutes per game. He was named the Eastern Conference's Rookie of the Month for January and appeared in the T-Mobile Rookie Challenge Game at All-Star Weekend (along with teammate T.J. Ford).
- Milwaukee set a new NBA record for fewest turnovers in a game on April 1 against Indiana. Their two miscues (since tied) beat out the old mark of three (set by seven teams). Milwaukee's previous franchise record for fewest turnovers in a game was four.
- The Bucks hit a franchise-record 18 three-pointers in their 132-110 rout of the Phoenix Suns at the Bradley Center on March 28. The 18 treys topped the previous franchise mark of 16. They also set a new NBA record after hitting 11 of those 18 triples in the third quarter.

### PLAYOFF RECORD:

- Lost to Detroit, First Round, 1-4

### HONORS:

- Andrew Bogut - NBA All-Rookie First Team; T-Mobile Rookie/Sophomore Challenge at All-Star Weekend
- T.J. Ford - T-Mobile Rookie/Sophomore Challenge at All-Star Weekend

# 2005-06 MILWAUKEE BUCKS

## REGULAR SEASON DAY-BY-DAY

Gm	Date	Opponent	W-L	Score	Record	Bucks High Scorer	Opp. High Scorer	Atten.
1	11/1	@ Philadelphia	W	117-108 (OT)	1-0	Redd, 30	Iverson, 35	17,705
2	11/2	@ New Jersey	W	110-96	2-0	Redd, 41	Carter, 25	20,098
3	11/5	Miami	W	105-100	3-0	Redd/Simmons, 23	Wade, 21	18,717
4	11/8	Golden State	L	103-110	3-1	Redd/Williams, 21	Murphy, 25	14,712
5	11/12	Indiana	W	103-102	4-1	Redd, 28	O'Neal, 27	17,894
6	11/15	@ L.A. Clippers	L	85-109	4-2	Ford/Redd, 15	Cassell, 23	14,938
7	11/16	@ Golden State	W	90-87	5-2	Redd, 27	Richardson, 21	16,752
8	11/18	@ Sacramento	L	82-103	5-3	Smith, 21	Stojakovic, 19	17,317
9	11/21	@ Utah	L	80-100	5-4	Redd, 25	Giricek, 18	16,176
10	11/23	Philadelphia	W	108-97	6-4	Redd, 32	Iverson, 45	17,526
11	11/25	@ Minnesota	L	91-99	6-5	Redd, 28	Szczerbiak, 30	17,422
12	11/26	Detroit	L	76-85	6-6	Redd, 23	Hamilton, 20	18,717
13	11/29	Dallas	W	113-111 (OT)	7-6	Simmons, 26	Terry, 37	14,996
14	12/2	@ Washington	W	105-102	8-6	Williams, 35	Arenas, 34	20,173
15	12/3	Orlando	W	104-84	9-6	Redd, 30	Nelson, 20	17,121
16	12/6	L.A. Lakers	L	92-111	9-7	Redd, 21	Bryant, 33	15,185
17	12/7	@ Philadelphia	W	88-85	10-7	Redd, 24	Iverson, 33	12,746
18	12/10	Cleveland	W	111-106	11-7	Ford, 24	James, 52	18,717
19	12/12	@ New York	W	112-92	12-7	Redd, 31	Frye, 30	16,436
20	12/14	Miami	L	83-100	12-8	Redd, 24	Wade, 27	16,287
21	12/16	@ Boston	W	100-96	13-8	Redd/Williams, 24	Pierce, 23	16,116
22	12/17	Utah	L	80-88	13-9	Redd, 19	Giricek/Okur/Williams-14	16,827
23	12/20	San Antonio	W	109-107 (OT)	14-9	Williams, 28	Duncan, 34	16,865
24	12/23	N.O./Okla. City	W	101-94	15-9	Redd, 36	West, 27	16,824
25	12/26	@ Orlando	L	93-108	15-10	Ford, 19	Francis, 21	13,861
26	12/27	@ Miami	L	98-109	15-11	Williams, 24	Wade, 35	20,270
27	12/30	New York	W	113-108	16-11	Williams, 30	Marbury, 23	18,717
28	1/2	@ Chicago	W	93-92	17-11	Redd, 29	Gordon, 28	20,968
29	1/4	Cleveland	L	84-91	17-12	Redd, 28	James, 32	15,785
30	1/6	Chicago	L	91-105	17-13	Redd, 25	Hinrich, 18	17,214
31	1/7	@ Cleveland	L	88-96	17-14	Redd, 32	James, 35	19,840
32	1/10	Minnesota	W	95-92	18-14	Redd, 22	Jaric, 21	15,417
33	1/11	@ Indiana	L	88-112	18-15	Gadzuric, 17	Jackson, 24	14,149
34	1/13	@ Charlotte	W	103-102	19-15	Redd, 26	Wallace, 21	15,212
35	1/14	Denver	L	93-100	19-16	Redd, 25	Anthony, 38	18,717
36	1/16	@ Dallas	L	95-114	19-17	Redd, 29	Nowitzki, 35	19,935
37	1/18	@ San Antonio	L	92-95	19-18	Redd, 26	Duncan, 27	18,797
38	1/20	@ Atlanta	W	118-102	20-18	Redd, 28	Stoudamire, 23	9,812
39	1/21	Charlotte	W	101-91	21-18	Redd, 35	Brezec, 21	16,739
40	1/23	Houston	L	80- 97	21-19	Redd, 21	McGrady, 41	14,214
41	1/25	@ Detroit	L	102-106 (OT)	21-20	Redd, 41	Hamilton, 35	22,076
42	1/27	Toronto	W	108-87	22-20	Simmons, 18	Bosh, 21	14,867
43	1/29	Boston	W	83- 79	23-20	Redd, 21	Szczerbiak, 20	17,031
44	1/30	@ N.O./Okla. City	L	93-94	23-21	Redd, 32	West, 24	18,197
45	2/1	@ Houston	L	84-86	23-22	Simmons, 26	McGrady, 22	13,028
46	2/4	Memphis	W	88- 78	24-22	Redd, 23	Gasol, 19	17,894
47	2/6	@ Cleveland	L	86-89	24-23	Simmons, 21	James, 22	19,126
48	2/8	Orlando	W	94-89 (2OT)	25-23	Redd, 27	Turkoglu, 27	14,247
49	2/11	Charlotte	W	99-93	26-23	Redd, 18	Ely, 21	17,664
50	2/12	@ New Jersey	L	79- 94	26-24	Redd, 27	Carter, 24	12,256
51	2/14	Seattle	W	106-91	27-24	Redd, 19	Lewis, 25	14,110
52	2/15	@ Indiana	L	77-88	27-25	Redd, 24	Johnson, 24	14,301
53	2/21	New Jersey	L	85-89	27-26	Redd/Simmons, 18	Carter, 45	14,289
54	2/22	@ Chicago	L	91- 97	27-27	Redd, 30	Hinrich, 26	20,648
55	2/24	Philadelphia	L	111-116	27-28	Smith, 32	Korver, 31	18,717
56	2/25	@ Atlanta	W	99-89	28-28	Redd, 21	Harrington, 22	15,729
57	2/27	@ Denver	W	110-89	29-28	Redd, 24	Anthony, 19	15,289
58	3/1	@ Phoenix	L	110-123	29-29	Redd, 37	Marion, 29	17,701
59	3/4	New York	L	98-103	29-30	Redd, 23	Curry, 20	17,936
60	3/8	Sacramento	L	116-123	29-31	Redd, 32	Bibby, 36	14,024
61	3/10	@ Boston	W	92-86	30-31	Redd, 26	Pierce, 24	18,624
62	3/11	L.A. Clippers	L	98-106	30-32	Redd, 32	Kaman/Brand, 22	18,482
63	3/13	Atlanta	W	88-87	31-32	Simmons, 18	J. Smith, 25	13,189
64	3/15	Chicago	W	104-88	32-32	Simmons, 26	Nocioni, 25	14,879
65	3/17	@ Toronto	L	96-97	32-33	Simmons, 21	Bosh, 27	17,273
66	3/18	Portland	W	97-93	33-33	Redd, 33	Miles, 26	17,674
67	3/20	@ Portland	W	100-93	34-33	Redd, 23	Randolph, 23	12,589
68	3/22	@ Seattle	L	105-114	34-34	Redd, 26	Wilcox, 30	15,231
69	3/24	@ L.A. Lakers	L	96-101	34-35	Redd, 20	Bryant, 43	18,745
70	3/26	Toronto	W	125-116 (OT)	35-35	Redd, 35	Villanueva, 48	16,317
71	3/28	Phoenix	W	132-110	36-35	Redd, 28	Nash, 23	15,573
72	3/31	@ Detroit	L	105-112	36-36	Redd, 37	Hamilton/Prince, 25	22,076
73	4/1	Indiana	W	96-89	37-36	Redd, 39	O'Neal, 27	18,717
74	4/4	@ Miami	L	89-115	37-37	Bell, 29	O'Neal, 24	19,600
75	4/5	@ Orlando	L	105-108	37-38	Ford, 34	Turkoglu, 24	14,877
76	4/7	@ Memphis	L	90-100	37-39	Redd, 25	Gasol, 33	16,463
77	4/9	New Jersey	L	83-95	37-40	Ford, 19	Carter, 25	16,127
78	4/12	Washington	W	100- 97	38-40	Redd, 24	Arenas, 25	15,587
79	4/14	@ New York	W	97-80	39-40	Redd, 23	Taylor, 22	19,763
80	4/15	Atlanta	L	114-120	39-41	Redd, 36	J. Smith, 28	18,347
81	4/17	Detroit	W	113-93	40-41	Redd/Simmons, 19	Delfino/Johnson, 18	19,475
82	4/18	Washington	L	103-116	40-42	Redd, 43	Arenas, 43	18,588

\* denotes sellout

GENERAL  
INFO

FRONT  
OFFICE

PLAYERS

2012-13  
SEASON

STATS &  
RECORDS

HISTORY

NBA

OPPONENTS

MEDIA

# 2006-07 MILWAUKEE BUCKS



**BACK ROW:** Strength and Conditioning Coach Tim Wilson, Equipment Manager Dwayne Wilson, Assistant Coach Michael Sanders, Assistant Coach Lester Conner, Assistant Coach Brian James, Assistant Strength and Conditioning Coach John Anderson, Athletic Trainer Andre Daniel. **MIDDLE ROW:** President Herb Kohl, Earl Boykins, Mo Williams, Michael Redd, Head Coach Larry Krystkowiak, Bobby Simmons, Charlie Bell, Lynn Greer, General Manager Larry Harris. **FRONT ROW:** David Noel, Ersan Ilyasova, Damir Markota, Brian Skinner, Andrew Bogut, Jared Reiner, Dan Gadzuric, Charlie Villanueva, Ruben Patterson.

## REGULAR SEASON (28-54) - 5TH, CENTRAL DIVISION - PLAYOFFS (DNQ)

PLAYER	G-GS	MIN	FG-FGA	PCT	3FG-FA	PCT	FT-FTA	PCT	OR	DR	TR	AST	PF-DQ	STL	BLK	PTS	AVG
Redd	53-53	2036	477-1025	.465	117-306	.382	345-416	.829	42	154	196	124	78-0	63	9	1416	26.7
Williams	68-68	2472	468-1049	.446	79-228	.346	159-186	.855	54	275	329	416	201-1	85	6	1174	17.3
Patterson	81-53	2508	475-987	.548	3-19	.158	241-37	.641	190	250	440	232	232-2	110	25	1194	14.7
Boykins (TOT)	66-23	2031	323-769	.420	95-239	.397	220-245	.898	49	90	139	291	92-1	56	2	961	14.6
Boykins (MIL)	35-19	1154	167-391	.427	54-129	.419	101-114	.886	26	50	76	159	61-1	31	0	489	14.0
Bell	82-64	2848	426-974	.437	127-361	.352	131-168	.780	57	181	238	247	213-0	97	4	1110	13.5
Bogut	66-66	2258	348-629	.553	1-5	.200	112-194	.577	168	416	584	198	216-6	49	35	809	12.3
Villanueva	39-17	984	180-383	.470	29-86	.337	73-89	.820	62	166	228	36	108-1	24	12	462	11.8
Ilyasova	66-14	973	139-363	.383	54-148	.365	70-89	.787	58	131	189	49	147-2	27	17	402	6.1
Gadzuric	54-8	840	108-228	.474	0-1	.000	42-90	.467	94	152	246	29	141-3	22	32	258	4.8
Skinner	67-44	1523	124-253	.490	0-0	—	46-79	.582	106	279	385	58	195-2	18	64	294	4.4
Greer	41-0	432	61-141	.433	18-52	.346	27-32	.844	2	25	27	53	32-0	17	1	167	4.1
Blake	33-2	583	45-129	.349	19-68	.279	11-20	.550	7	38	45	84	49-0	10	3	120	3.6
Noel	68-0	792	65-177	.367	17-53	.321	37-43	.860	42	81	123	65	77-1	25	9	184	2.7
Markota	30-0	170	19-52	.365	6-16	.375	7-11	.636	11	20	31	6	22-0	3	1	51	1.7
Hodge (TOT)	9-1	64	6-12	.500	0-0	—	3-4	.750	2	6	8	12	6-0	4	0	15	1.7
Hodge (MIL)	5-0	28	4-7	.571	0-0	—	1-2	.500	1	4	5	2	3-0	1	0	9	1.8
Reiner	27-2	244	15-43	.349	0-0	—	3-10	.300	21	50	71	13	45-1	14	6	33	1.2
McCray	5-0	12	0-3	.000	0-0	—	0-0	—	0	0	0	0	1-0	0	0	0	0.0
<b>BUCKS</b>	<b>82</b>	<b>19855</b>	<b>3121-6714</b>	<b>.465</b>	<b>524-1472</b>	<b>.356</b>	<b>1406-1919</b>	<b>.733</b>	<b>941</b>	<b>2272</b>	<b>3213</b>	<b>1771</b>	<b>1821-20</b>	<b>587</b>	<b>224</b>	<b>8172</b>	<b>99.7</b>

### HIGHLIGHTS:

- The Bucks final record of 28-54 included an 18-23 record at the Bradley Center and a 10-31 record on the road. The season marks the first time the Bucks lost 23 games at home since 1995-96 (14-27). Their 54 losses were the most by a Bucks team since the 1995-96 team went 25-57.
- In total, Bucks players missed 234 games (third most in the NBA behind Boston & Portland) due to injury or illness. All five players in Milwaukee's projected opening day starting line-up missed at least 13 games or more due to injury. Milwaukee's injury/illness total was up from the 109 games missed in 2005-06.
- Michael Redd's 1,416 points over 53 games averaged to 26.7 points per game (5th in the NBA) and was also the highest for a Buck since Kareem Abdul-Jabbar averaged 30.0 points (1974-75). Redd also set a career high and broke a franchise record with 57 points against Utah (11/11), the previous record was 55 by Kareem Abdul-Jabbar (12/10/71). Redd also scored 52 on March 4 against the Bulls. After the 2006-07 season, Redd moved into 10th place on the Bucks all-time scoring list with 8,964 points.
- Mo Williams averaged career-highs in points (17.3), rebounds (4.8) and assists (6.1, 14th in NBA). He also became the first Buck to average at least 17.0 points and 6.0 assists in 50 games or more since Sam Cassell did it during the 2002-03 season.
- Milwaukee finished 11-6 in December and averaged 107.6 points per game to their opponents' 98.9. The team shot 48.9% from the field to their opponents' 46.4% and grabbed 40.1 rebounds to their opponents' 36.7. Milwaukee's 7-0 mark at home during the month was their longest home winning streak since the 2003-04 season (10 games). Michael Redd and Mo Williams both received Eastern Conference Player of the Week honors in December. Redd won twice (for the week of 11/23 - 12/3 and again for the week of 12/25 - 1/1) while Williams earned his honor for the week of 12/18 - 12/24.
- Charlie Bell was the only Buck to play in every game. He appeared in all 82 contests and started 64 of them.

### PLAYOFF RECORD:

- Did not qualify

### HONORS:

- None



# 2006-07 MILWAUKEE BUCKS

## REGULAR SEASON DAY-BY-DAY

Gm	Date	Opponent	W-L	Score	Record	Bucks High Scorer	Opp. High Scorer	Atten.
1	11/1	@ Detroit	W	105-97	1-0	Redd, 37	Hamilton/Billups, 25	22,076
2	11/3	@ Toronto	L	92-109	1-1	Bogut, 18	Bosh, 26	19,832
3	11/4	Sacramento	W	104-91	2-1	Redd, 26	Salmmons, 18	18,717*
4	11/6	@ Chicago	L	85-110	2-2	Redd, 30	Gordon, 37	21,715
5	11/8	Houston	L	93-97	2-3	Redd, 34	McGrady, 32	16,102
6	11/10	@ Washington	L	111-116	2-4	Redd, 28	Arenas, 29	19,554
7	11/11	Utah	L	111-113	2-5	Redd, 57	Boozer, 32	16,019
8	11/14	@ Atlanta	W	103-101	3-5	Redd, 30	Lue/Johnson, 29	14,265
9	11/15	@ New Jersey	L	87-100	3-6	Williams, 26	Kidd, 25	16,603
10	11/18	Indiana	L	100-102	3-7	Redd, 21	O'Neal, 20	16,165
11	11/21	@ Indiana	L	88-93	3-8	Williams, 22	O'Neal, 26	17,235
12	11/22	Philadelphia	W	98-94	4-8	Redd, 32	Green, 24	15,936
13	11/25	Boston	L	98-111	4-9	Redd, 24	Pierce, 34	16,592
14	11/28	@ L.A. Lakers	W	109-105	5-9	Redd, 45	Bryant, 27	18,997
15	12/1	@ Phoenix	L	116-122	5-10	Redd, 37	Marion/Nash, 27	18,422
16	12/2	@ Golden State	W	115-110	6-10	Bell, 28	Murphy, 23	18,086
17	12/4	@ Utah	L	88-101	6-11	Bell, 23	Boozer, 30	18,536
18	12/6	Portland	W	102-94 (OT)	7-11	Redd, 33	Jack, 30	13,687
19	12/8	Memphis	W	100-94	8-11	Patterson, 30	Warrick, 31	14,836
20	12/9	@ New York	L	107-115	8-12	Williams, 33	Curry, 36	17,979
21	12/12	Seattle	W	94-93	9-12	Redd, 22	Lewis, 26	13,374
22	12/13	@ New Jersey	L	95-108	9-13	Villanueva, 23	Carter, 36	15,070
23	12/15	@ Chicago	L	111-117	9-14	Redd, 32	Hinrich, 21	21,972
24	12/16	Minnesota	W	108-104	10-14	Redd/Williams, 28	Garnett, 26	17,970
25	12/20	Miami	W	121-95	11-14	Redd, 28	Wade, 27	17,136
26	12/22	@ Minnesota	W	113-107	12-14	Redd, 29	James, 28	13,334
27	12/23	New Jersey	W	115-104	13-14	Williams, 32	House, 22	17,611
28	12/26	@ San Antonio	W	114-107	14-14	Redd, 36	Duncan, 25	18,797
29	12/27	@ Memphis	W	112-96	15-14	Bogut/Redd, 20	Gasol, 29	14,914
30	12/29	@ Cleveland	L	99-109	15-15	Redd, 24	James, 32	20,562
31	12/30	Washington	W	119-102	16-15	Redd, 28	Butler, 29	17,968
32	1/3	@ Washington	L	105-108	16-16	Redd, 27	Arenas, 32	14,632
33	1/5	Cleveland	L	86-95	16-17	Redd, 26	Gooden, 31	18,717*
34	1/8	@ Denver	L	92-104	16-18	Patterson, 29	Boykins, 26	14,220
35	1/10	Toronto	L	77-90	16-19	Bogut/Patterson, 17	Bosh, 30	16,432
36	1/12	@ Philadelphia	L	97-110	16-20	Bell, 26	Green, 30	14,261
37	1/15	@ Charlotte	W	99-91	17-20	Boykins, 30	Carroll, 22	14,360
38	1/17	Chicago	L	90-99	17-21	Ilyasova, 22	Nocioni, 21	14,386
39	1/19	@ Seattle	L	72-99	17-22	Patterson, 16	Allen, 21	16,249
40	1/21	@ Portland	L	95-99	17-23	Boykins, 28	Roy, 28	14,285
41	1/23	@ L.A. Clippers	L	96-115	17-24	Bell, 24	Brand, 25	16,923
42	1/24	@ Sacramento	L	106-114	17-25	Boykins, 36	Artest, 36	17,317
43	1/26	Phoenix	L	90-98	17-26	Bell, 21	Bell, 27	18,717*
44	1/28	New York	W	107-105	18-26	Williams, 30	Crawford, 26	16,102
45	1/30	@ Miami	L	80-110	18-27	Villanueva, 17	Wade, 28	19,600
46	1/31	@ Orlando	L	73-98	18-28	Williams, 23	Turkoglu, 17	15,831
47	2/2	@ Detroit	L	86-96	18-29	Bogut, 21	Billups, 20	22,076
48	2/3	Miami	L	98-117	18-30	Williams, 38	Wade, 32	17,836
49	2/6	Orlando	W	116-111	19-30	Patterson, 27	Howard, 21	13,579
50	2/8	@ NO/Okla. City	L	101-109 (OT)	19-31	Williams, 30	Mason, 24	17,364
51	2/10	Denver	L	102-109	19-32	Boykins, 26	Anthony, 29	18,317
52	2/13	Dallas	L	93-99	19-33	Patterson, 20	Nowitzki, 38	16,514
53	2/14	@ Boston	L	97-117	19-34	Williams, 31	Pierce, 32	14,482
54	2/20	Detroit	L	83-84	19-35	Bell, 22	Billups, 19	14,873
55	2/21	@ Indiana	L	129-136 (OT)	19-36	Redd, 38	O'Neal, 29	14,019
56	2/23	@ New York	L	93-95	19-37	Williams, 28	Crawford/Marbury - 22	19,763
57	2/24	Philadelphia	W	109-90	20-37	Redd/Williams, 26	Iguodala, 22	16,978
58	2/27	Golden State	W	122-101	21-37	Redd, 31	Ellis, 17	13,409
59	3/2	@ Toronto	W	94-81	22-37	Redd, 21	Bargnani, 16	18,816
60	3/4	Chicago	L	121-126 (OT)	22-38	Redd, 52	Gordon, 48	18,134
61	3/5	@ Orlando	L	81-99	22-39	Redd, 15	Turkoglu, 15	16,461
62	3/7	LA Lakers	W	110-90	23-39	Villanueva, 26	Evans, 27	17,886
63	3/10	Cleveland	L	92-94	23-40	Redd, 29	James, 32	18,081
64	3/12	Toronto	L	93-108	23-41	Redd, 29	Bosh, 25	13,411
65	3/15	San Antonio	W	101-90	24-41	Redd, 29	Barry, 20	13,917
66	3/17	Charlotte	W	97-91	25-41	Redd, 27	Wallace, 20	16,674
67	3/21	LA Clippers	L	103-104	25-42	Redd, 27	Maggette, 22	14,113
68	3/25	Detroit	L	95-121	25-43	Ilyasova, 21	Prince, 28	15,369
69	3/26	@ Houston	L	87-106	25-44	Redd, 26	McGrady/Yao, 22	14,287
70	3/28	@ Dallas	L	103-105	25-45	Redd, 34	Terry, 27	20,398
71	3/30	@ Charlotte	L	81-97	25-46	Patterson, 14	Wallace, 24	14,739
72	4/1	Washington	L	107-121	25-47	Williams, 25	Butler/Arenas, 19	17,152
73	4/3	NO/Okla. City	L	101-119	25-48	Redd, 27	West, 24	16,013
74	4/4	Boston	W	98-89	26-48	Boykins, 32	Rondo, 16	15,104
75	4/6	@ Atlanta	L	102-115	26-49	Boykins, 36	Smith, 28	15,020
76	4/7	New York	L	113-118 (OT)	26-50	Patterson, 27	Curry, 43	17,201
77	4/9	Orlando	L	94-117	26-51	Ilyasova, 28	Turkoglu, 25	14,416
78	4/11	Indiana	L	98-104	26-52	Williams, 23	Dunleavy, 25	14,596
79	4/13	@ Boston	W	104-102	27-52	Bell, 24	Green, 21	17,759
80	4/14	Charlotte	L	92-113	27-53	Williams, 16	Herrmann, 30	17,976
81	4/16	Atlanta	W	102-96	28-53	Williams, 26	Ma. Williams, 21	15,613
82	4/18	@ Cleveland	L	96-109	28-54	Boykins, 28	James, 24	20,562

\* denotes sellout

GENERAL  
INFO

FRONT  
OFFICE

PLAYERS

2012-13  
SEASON

STATS &  
RECORDS

HISTORY

NBA

OPPONENTS

MEDIA

# 2007-08 MILWAUKEE BUCKS



**BACK ROW:** Athletic Trainer Andre Daniel, Assistant Athletic Trainer & Assistant Strength and Conditioning Coach John Anderson, Assistant Coach Brian James, Assistant Coach/Player Development Jarinn Akana, Assistant Coach Tony Brown, Assistant Coach Jim Todd, Assistant Coach/Player Development Bill Peterson, Strength and Conditioning Coach Tim Wilson, Equipment Manager Dwayne Wilson. **MIDDLE ROW:** President Herb Kohl, Ramon Sessions, Charlie Bell, Desmond Mason, Head Coach Larry Krystkowiak, Michael Redd, Royal Ivey, Mo Williams, Director of Player Personnel Dave Babcock. **FRONT ROW:** Awwee Storey, Charlie Villanueva, Yi Jianlian, Andrew Bogut, Jake Voskuhl, Dan Gadzuric, Michael Ruffin, Bobby Simmons.

## REGULAR SEASON (26-56) - 5TH, CENTRAL DIVISION - PLAYOFFS (DNQ)

PLAYER	G-GS	MIN	FG-FGA	PCT	3FG-FA	PCT	FT-FTA	PCT	OR	DR	TR	AST	PF-DQ	STL	BLK	PTS	AVG
Redd	72-71	2702	550-1243	.442	130-359	.362	402-490	.820	85	224	309	247	120-0	65	13	1632	22.7
Williams	66-66	2410	441-919	.480	89-231	.385	166-194	.856	37	193	230	419	188-3	78	10	1137	17.2
Bogut	78-78	2720	465-910	.511	0-7	.000	189-322	.587	245	518	763	199	254-5	64	135	1119	14.3
Villanueva	76-31	1829	354-814	.435	55-185	.297	123-157	.783	145	321	466	78	174-2	30	35	886	11.7
Mason	59-56	1702	230-477	.482	0-0	—	114-173	.659	75	181	256	121	106-0	40	30	574	9.7
Yi	66-49	1647	219-520	.421	6-21	.286	122-145	.841	106	238	344	55	153-1	36	56	566	8.6
Sessions	17-7	450	51-117	.436	3-7	.429	32-41	.780	8	50	58	127	26-0	17	3	137	8.1
Simmons	70-21	1521	209-496	.421	60-171	.351	53-70	.757	67	159	226	80	140-1	50	5	531	7.6
Bell	68-5	1628	185-486	.381	74-217	.341	70-87	.805	31	136	167	210	121-1	52	2	514	7.6
Ivey	75-20	1437	149-378	.394	35-107	.327	85-117	.726	38	80	118	160	166-1	45	7	418	5.6
Storey	26-0	259	39-89	.438	0-7	.000	14-29	.483	31	23	54	16	41-0	7	1	92	3.5
Gadzuric	51-4	534	64-154	.416	0-1	.000	33-63	.524	67	77	144	11	83-0	20	24	161	3.2
Voskuhl	44-0	386	37-80	.463	0-0	—	24-29	.828	30	67	97	13	83-0	9	21	98	2.2
Ruffin	46-2	632	33-62	.532	0-0	—	25-63	.397	90	96	186	24	93-11	31	19	91	2.0
<b>BUCKS</b>	<b>82</b>	<b>19855</b>	<b>3026-6745</b>	<b>.449</b>	<b>452-1313</b>	<b>.344</b>	<b>1452-1980</b>	<b>.733</b>	<b>1055</b>	<b>2363</b>	<b>3418</b>	<b>1760</b>	<b>1748-15</b>	<b>544</b>	<b>361</b>	<b>7956</b>	<b>97.0</b>

### HIGHLIGHTS:

- Milwaukee was just below .500 at home (19-22) and finished the year 7-34 on the road. With their 28 wins in the 2006-07 season, the Bucks won 29 or fewer games in consecutive seasons for the first time since 1992-93 (28) and 1993-94 (20). Their 56 losses were their most since the 1995-96 team went 25-57.
- Milwaukee put together a five-game winning streak, the longest of the season, from November 14-24. After defeating Dallas 97-95 on November 24, the club was a season-best three games over .500 at 7-4. In those five games they defeated Memphis, Atlanta, (at) Cleveland, L. A. Lakers and Dallas.
- Rookie guard Ramon Sessions broke a nearly 40-year-old record: his 24 assists against Chicago on April 14 surpassed Guy Rodgers' record of 21 set Oct. 31, 1968. Sessions also became the first player in franchise history to record 20 or more points and 20 or more assists in the same contest as he finished with 20 points and 24 assists.
- Andrew Bogut averaged career-highs in points (14.3), rebounds (9.8) and blocks (1.7). He also had 38 double-doubles in 2007-08 compared to 31 in his first two NBA campaigns combined.
- The Bucks had three players who finished the season in the top-25 league leaders: Bogut was 9th in blocks (1.7), tied for 12th in rebounds (9.8) and 21st in field goal percentage (.511). Redd was 8th in points per game (22.7) and 24th in minutes (37.5). Williams finished in 14th in assists (6.3) and 18th in free throw percentage (.856).
- Milwaukee's rookie Yi Jianlian was the Eastern Conference Rookie of the Month for December after averaging 12.1 points, 6.6 rebounds, 1.2 assists and 1.1 blocks. Fellow rookie Ramon Sessions was the Eastern Conference's Rookie of the Month for April with 11.5 points, 11.3 assists and 5.6 rebounds in 17 games (11 starts).
- Michael Redd appeared in his 500th career game this season and ranked in the top-10 in Bucks franchise history in the following categories: 10,596 points (6th), 20.5 scoring average (5th), 3,721 field goals (9th), 2,243 free throws (3rd), 911 three-pointers (2nd), 84.5 free throw percentage (7th), 38.7 three-point field goal percentage (7th), 517 games (9th) and 17,505 minutes (9th).
- Mo Williams was second on the team with 89 three-pointers and Charlie Bell was third with 74. Williams then had 273 makes in a Bucks uniform (5th at the time) while Bell had 272 (6th at the time).
- Michael Redd led the club in scoring for the fifth consecutive season. The only other player to lead the club in scoring for as many as five seasons was Kareem Abdul-Jabbar, who did it six times.

### PLAYOFF RECORD:

- Did not qualify

### HONORS:

- None

# 2007-08 MILWAUKEE BUCKS

## REGULAR SEASON DAY-BY-DAY

Gm	Date	Opponent	W-L	Score	Record	Bucks High Scorer	Opp. High Scorer	Atten.
1	10/31	@ Orlando	L	83-102	0-1	Redd, 25	Lewis, 26	17,519
2	11/2	@ Charlotte	L	99-102	0-2	Redd, 21	Felton, 26	16,368
3	11/3	Chicago	W	78-72	1-2	Redd, 27	Gordon, 15	18,717*
4	11/6	Toronto	W	112-85	2-2	Mason, 21	Dixon, 20	13,549
5	11/9	@ Houston	L	88-104	2-3	Redd, 26	Yao, 28	18,244
6	11/11	@ San Antonio	L	88-113	2-4	Williams, 17	Binobili, 21	17,670
7	11/12	Memphis	W	102-99	3-4	Redd, 31	Gay, 26	13,462
8	11/17	Atlanta	W	105-96	4-4	Redd/Bogut, 21	Smith, 38	14,511
9	11/20	@ Cleveland	W	111-107	5-4	Redd, 34	James, 34	20,115
10	11/21	L.A. Lakers	W	110-103	6-4	Redd, 26	Bryant, 27	17,526
11	11/24	Dallas	W	97-95	7-4	Redd, 27	Jo.Howard, 24	16,376
12	11/27	Philadelphia	L	99-114	7-5	Redd, 17	Dalembert, 22	13,186
13	11/28	@ Atlanta	L	80-96	7-6	Redd, 24	J. Johnson, 21	11,286
14	11/30	@ New York	L	88-91	7-7	Redd, 27	Crawford/Randolph, 25	18,979
15	12/1	Detroit	L	91-117	7-8	Simmons/Villanueva, 13	Prince, 20	17,326
16	12/4	@ LA Clippers	W	87-78	8-8	Redd, 25	Maggette, 20	16,004
17	12/5	@ Golden State	L	90-120	8-9	Redd, 24	Davis/Jackson, 20	17,823
18	12/7	@ Seattle	L	98-104	8-10	Redd, 41	Durant-35	13,142
19	12/9	@ Portland	L	113-117(OT)	8-11	Williams, 33	Roy, 26	18,317
20	12/10	@ Sacramento	L	93-96	8-12	Redd, 24	Salmons, 22	12,449
21	12/12	Orlando	W	100-86	9-12	Redd, 27	Howard/Lewis, 20	14,617
22	12/14	@ Boston	L	82-104	9-13	Williams, 14	Pierce, 32	18,624
23	12/15	Minnesota	W	95-92	10-13	Redd, 32	Smith, 30	15,512
24	12/17	@ Cleveland	L	99-104 (2OT)	10-14	Redd, 22	James, 31	20,562
25	12/19	Sacramento	L	89-102	10-15	Redd, 27	Artest, 26	13,746
26	12/22	Charlotte	W	103-99	11-15	Yi, 29	Richardson, 30	15,796
27	12/26	@ Denver	L	105-125	11-16	Williams, 28	Anthony, 29	18,701
28	12/28	@ Chicago	L	99-103	11-17	Redd, 34	Gordon, 31	22,189
29	12/29	New Jersey	L	95-97	11-18	Redd, 35	Carter, 23	16,562
30	12/31	@ Detroit	L	69-114	11-19	Redd, 18	Hamilton, 22	22,076
31	1/2	@ Miami	W	103-98	12-19	Williams, 25	Wade, 27	19,600
32	1/4	Washington	L	77-101	12-20	Villanueva, 20	Jamison, 24	16,250
33	1/6	@ Charlotte	W	93-89	13-20	Bell, 27	Wallace, 25	10,884
34	1/8	@ Philadelphia	W	87-83	14-20	Williams/Bell, 21	Igoudala, 21	10,045
35	1/9	Miami	W	98-92	15-20	Williams, 35	Wade, 34	15,834
36	1/11	@ L.A. Lakers	L	105-110	15-21	Williams, 28	Bryant, 37	18,997
37	1/12	@ Phoenix	L	114-122	15-22	Bogut, 29	Nash, 35	18,422
38	1/14	@ Utah	L	87-98	15-23	Bogut, 23	Williams, 33	19,911
39	1/16	Atlanta	W	87-80	16-23	Bogut, 21	M. Williams, 22	14,506
40	1/19	Golden State	L	99-119	16-24	Redd, 24	Harrington, 27	16,615
41	1/21	@ New Orleans	L	92-106	16-25	Redd, 19	Chandler, 20	11,663
42	1/22	Phoenix	L	105-114	16-26	Redd, 28	Nash, 37	14,503
43	1/24	Indiana	W	104-92	17-26	Redd, 37	Dunleavy, 22	14,267
44	1/25	@ Toronto	L	75-106	17-27	Redd/Villanueva, 12	Bosh, 32	19,800
45	1/27	Washington	W	105-102 (OT)	18-27	Williams, 25	Butler, 40	15,621
46	1/29	@ New Jersey	L	80-87	18-28	Ivey, 19	Jefferson, 20	14,133
47	1/30	@ Philadelphia	L	69-112	18-29	Ivey, 17	Igoudala, 18	12,507
48	2/2	Houston	L	83-91	18-30	Bogut, 21	McGrady, 33	18,717*
49	2/5	@ Memphis	W	102-97	19-30	Williams, 32	Miller, 32	10,749
50	2/6	@ Dallas	L	96-107	19-31	Williams, 36	Nowitzki, 29	20,079
51	2/9	New York	L	98-99	19-32	Redd/Villanueva, 21	Crawford, 30	15,874
52	2/11	L.A. Clippers	L	89-96	19-33	Williams, 31	Thornton, 25	13,319
53	2/13	New Orleans	L	107-111	19-34	Redd, 30	West, 22	14,317
54	2/20	Detroit	W	103-98	20-34	Redd, 27	Billups, 34	14,211
55	2/22	@ Detroit	L	100-127	20-35	Redd/Villanueva, 18	Billups, 21	22,076
56	2/23	Denver	W	115-109	21-35	Redd, 42	Iverson, 26	16,674
57	2/26	Cleveland	W	105-102	22-35	Williams, 37	James, 35	15,346
58	2/28	@ New Jersey	L	106-120	22-36	Redd, 33	Harris, 21	14,034
59	3/1	San Antonio	L	94-96	22-37	Redd, 25	Binobili, 30	16,974
60	3/2	@ Indiana	L	106-128	22-38	Redd, 28	Dunleavy, 36	11,614
61	3/5	Seattle	W	118-106	23-38	Villanueva, 32	Durant, 23	15,010
62	3/7	Portland	L	101-103	23-39	Redd, 25	Aldridge, 29	15,537
63	3/9	Philadelphia	L	97-119	23-40	Villanueva, 25	Young, 22	16,437
64	3/11	@ Washington	L	97-105	23-41	Redd, 26	Jamison, 23	14,755
65	3/12	Utah	L	110-114	23-42	Redd/Villanueva, 26	Williams, 26	14,582
66	3/15	Boston	L	77-99	23-43	Bell, 16	Garnett, 19	17,626
67	3/18	Miami	L	106-112	23-44	Redd, 27	Williams, 21	13,379
68	3/22	Cleveland	W	108-98	24-44	Williams, 29	James, 29	15,337
69	3/24	@ Miami	L	73-78	24-45	Redd, 24	Quinn, 24	19,024
70	3/26	@ Atlanta	L	96-115	24-46	Bogut, 27	J. Johnson, 28	14,832
71	3/28	Orlando	L	86-103	24-47	Williams, 18	Howard, 25	17,531
72	3/29	@ Chicago	L	111-114	24-48	Redd, 33	Hughes, 19	21,983
73	4/1	New York	W	119-115 (OT)	25-48	Redd, 36	Richardson, 22	13,579
74	4/2	@ Washington	W	110-109	26-48	Villanueva, 24	Butler/Jamison, 18	14,355
75	4/4	Indiana	L	101-105	26-49	Redd, 28	Dunleavy, 27	15,639
76	4/6	@ Indiana	L	97-105	26-50	Redd, 24	Granger, 27	12,107
77	4/8	Boston	L	104-107 (OT)	26-51	Redd, 25	Garnett, 21	15,921
78	4/9	@ Toronto	L	93-111	26-52	Villanueva, 38	Bosh, 32	18,569
79	4/11	@ Boston	L	86-102	26-53	Redd, 18	Rondov, 16	18,624
80	4/12	New Jersey	L	98-111	26-54	Mason, 18	Jefferson, 24	18,717*
81	4/14	Chicago	L	135-151	26-55	Bogut, 25	Deng, 32	16,212
82	4/16	@ Minnesota	L	101-110 (OT)	26-56	Sessions, 25	Foye, 32	17,459

\* denotes sellout

GENERAL  
INFO

FRONT  
OFFICE

PLAYERS

2012-13  
SEASON

STATS &  
RECORDS

HISTORY

NBA

OPPONENTS

MEDIA

# 2008-09 MILWAUKEE BUCKS



**BACK ROW:** Video Coordinator Jason Staudt, Assistant Coach Adrian Griffin, Assistant Coach Joe Wolf, Assistant Coach Jim Boylan, Head Coach Scott Skiles, Assistant Coach Kelvin Sampson, Assistant Coach/Player Development Bill Peterson, Equipment Manager Dwayne Wilson, Assistant Trainer Scott Barthlame. **MIDDLE ROW:** General Manager John Hammond, President Herb Kohl, Luke Ridnour, Salim Stoudamire, Charlie Bell, Michael Redd, Damon Jones, Ramon Sessions, Head Athletic Trainer Marc Boff, Head Strength and Conditioning Coach Jeff Macy. **FRONT ROW:** Luc Richard Mbah a Moute, Keith Bogans, Richard Jefferson, Charlie Villanueva, Andrew Bogut, Francisco Elson, Dan Gadzuric, Malik Allen, Joe Alexander.

## REGULAR SEASON (34-48) - 5TH, CENTRAL DIVISION - PLAYOFFS (DNQ)

PLAYER	G-GS	MIN	FG-FGA	PCT	3FG-FA	PCT	FT-FTA	PCT	OR	DR	TR	AST	PF-DQ	STL	BLK	PTS	AVG
Redd	33-32	1203	249-547	.455	70-191	.366	131-161	.814	24	83	107	88	45-0	35	2	699	21.2
Jefferson	82-82	2939	537-1222	.439	116-292	.387	417-518	.805	57	317	374	199	252-0	66	14	1607	19.6
Villanueva	78-47	2095	487-1089	.447	89-258	.345	201-240	.838	154	366	520	137	254-5	50	56	1264	16.2
Sessions	79-39	2173	345-775	.445	6-34	.176	281-354	.794	64	205	269	452	158-0	83	7	977	12.4
Bogut	36-33	1124	183-317	.577	0-0	—	56-98	.571	117	252	369	72	130-2	23	37	422	11.7
Ridnour	72-50	2033	250-621	.403	55-157	.350	133-153	.869	33	185	218	365	200-3	92	16	688	9.6
Bell	70-23	1763	217-524	.414	87-240	.363	66-80	.825	32	102	134	151	138-1	50	7	587	8.4
Mbah a Moute	82-52	2114	227-491	.462	0-4	.000	140-192	.729	189	298	487	87	204-2	87	45	594	7.2
Bogans (TOT)	65-5	1272	119-324	.367	74-218	.339	52-57	.912	31	171	202	64	105-0	43	4	364	5.6
Bogans (MIL)	29-0	485	56-149	.376	32-92	.348	31-33	.939	16	75	91	33	44-0	20	2	175	6.0
Alexander	59-0	716	102-245	.416	16-46	.348	58-83	.699	44	71	115	42	107-1	15	29	278	4.7
Lue	30-0	392	54-119	.454	21-45	.467	12-16	.750	6	29	35	46	41-0	6	0	141	4.7
Gadzuric	67-26	941	117-244	.480	0-2	.000	37-68	.544	95	160	255	39	162-4	32	43	271	4.0
Elson	59-23	977	83-169	.491	1-4	.250	33-39	.846	100	129	229	32	144-1	36	36	200	3.4
Croschere	11-0	77	12-30	.400	5-11	.455	7-11	.636	7	17	24	6	4-0	1	1	36	3.3
Allen	49-3	579	7-170	.429	0-1	.000	10-21	.476	35	68	103	35	89-3	7	12	156	3.2
Gill	6-0	43	6-9	.667	2-3	.667	0-0	—	0	4	4	11	10-0	3	1	14	2.3
Jones	18-0	108	11-34	.324	11-28	.393	0-0	—	0	6	6	7	4-0	3	0	33	1.8
<b>BUCKS</b>	<b>82</b>	<b>19780</b>	<b>3009-6755</b>	<b>.445</b>	<b>511-1408</b>	<b>.363</b>	<b>1613-2067</b>	<b>.780</b>	<b>973</b>	<b>2367</b>	<b>3340</b>	<b>1802</b>	<b>1986-22</b>	<b>609</b>	<b>308</b>	<b>8142</b>	<b>99.3</b>

### HIGHLIGHTS:

- The Bucks finished 2008-09 with an eight-game improvement from their 2007-08 record of 26-56. That improvement was tied for the fifth-largest in the NBA in 2008-09. Milwaukee boosted their home win total from the previous season to 22 from 19 and nearly doubled their road win total with 12 from the seven they had in the previous season.
- Milwaukee's defensive numbers improved in points allowed 100.4, 16th in the NBA (103.9, 23rd in 2007-08), field goal percentage 45.8, 16th (48.0, 29th), 3-point percentage 37.8, 23rd (38.4, 21st), steals 7.4, 12th (6.6, 21st), opponent turnovers 16.5, 1st (13.7, 15th) and opponents assist:turnover ratio 1.28:1 (1.70:1).
- Milwaukee tied for the most back-to-backs with 22. The team had eight sets before the calendar shifted to December, a league-high with the next closest teams at six. The Bucks also had a stretch beginning on November 7 where they played their next 10 games as part of back-to-backs (five sets). The last time that happened was 2004-05 when Detroit played seven sets. It hadn't happened to the Bucks since January/February of 1996.
- The Bucks fell one game shy of an odd NBA occurrence that hasn't happened in more than 10 seasons. Starting with a loss to Detroit on December 27 and ending on January 17 at the L.A. Clippers, the club alternated wins and losses for 13 consecutive games, the longest such streak in the team's history. Milwaukee's longest streak of alternating wins and losses was eight games between January and February of 1973. The New York Knicks were the last team to top Milwaukee's mark of 13 games alternating wins and losses, going back-and-forth 14 times in November and January in the 1997-98 season. \*Note, although the Bucks won on December 23, that game was included as part of a three-game winning string and doesn't count toward the streak.
- Eight players missed a total of 138 games due to injury/illness. The team's leading scorer for the last five seasons, Michael Redd, missed 49 games. Redd was out 14 games in November with a right ankle sprain and suffered an ACL/MCL tear against Sacramento on January 24, missing the remainder of the season (35 games). Andrew Bogut, the team's leading rebounder the previous two seasons, missed a total of 46 games: three in November with a bone bruise in his left knee and then 43 from early January through the remainder of the season due to a lower back injury.
- The team's main four starters entering the year - Andrew Bogut, Richard Jefferson, Michael Redd and Luke Ridnour - played a total of 20 games together and were 11-9. In 36 games with Bogut, they allowed 97.6 points and opponents shot 44.7 percent. Without him those numbers became 104.0 points and 46.9 percent. With Redd in the fold for 33 tilts, Milwaukee averaged 99.4 points while shooting 45.8 percent from the floor. When Redd was out, those numbers became 99.2 points and 43.7 percent.

### PLAYOFF RECORD:

- Did not qualify

### HONORS:

- None

# 2008-09 MILWAUKEE BUCKS

## REGULAR SEASON DAY-BY-DAY

Gm	Date	Opponent	W-L	Score	Record	Bucks High Scorer	Opp. High Scorer	Atten.
1	10/28	@ Chicago	L	95-108	0-1	Redd, 30	Deng, 21	21,762
2	10/29	@ Oklahoma City	W	98-87	1-1	3 Players, 20	Westbrook/Wilcox, 13	19,136
3	11/1	Toronto	L	87-91	1-2	Redd, 19	Calderon, 25	17,036
4	11/2	@ New York	W	94-86	2-2	Jefferson/Sessions, 18	Richardson, 28	18,190
5	11/5	Washington	W	112-104 (OT)	3-2	Jefferson, 32	Butler, 27	13,895
6	11/7	@ Boston	L	89-101	3-3	Jefferson, 20	Pierce, 18	18,624
7	11/8	Phoenix	L	96-104	3-4	Sessions, 23	O'Neal, 29	17,935
8	11/11	@ Cleveland	L	93-99	3-5	Jefferson, 19	James, 41	19,842
9	11/12	San Antonio	W	82-78	4-5	Jefferson, 19	Duncan, 24	14,036
10	11/14	@ Memphis	W	101-96 (OT)	5-5	Jefferson, 26	Mayo, 25	11,308
11	11/15	Boston	L	97-102 (OT)	5-6	Bogut, 20	Pierce, 28	17,952
12	11/18	@ Denver	L	105-114	5-7	Bell, 25	Kleiza, 25	14,413
13	11/19	@ Utah	L	94-105	5-8	Jefferson, 25	Miles, 25	19,911
14	11/21	New York	W	104-87	6-8	Villanueva, 20	Duhon, 20	14,898
15	11/22	@ Charlotte	W	79-74	7-8	Sessions, 18	Wallace, 18	12,096
16	11/24	@ Orlando	L	101-108	7-9	Jefferson, 25	Howard, 24	16,245
17	11/26	@ Atlanta	L	96-102	7-10	Jefferson, 25	Horford, 21	15,730
18	11/28	@ Detroit	L	97-107	7-11	Jefferson/Sessions, 21	Iverson, 17	22,076
19	11/29	Cleveland	L	85-97	7-12	Redd, 20	James, 32	16,237
20	12/3	Chicago	W	97-90	8-12	Villanueva, 23	Gordon, 22	13,684
21	12/5	Charlotte	W	101-96	9-12	Redd, 25	Richardson, 20	14,875
22	12/7	@ L.A. Lakers	L	92-105	9-13	Alexander, 15	Bryant, 20	18,997
23	12/9	@ Phoenix	L	110-125	9-14	Villanueva, 24	O'Neal, 35	18,422
24	12/10	@ Golden State	L	96-119	9-15	Redd, 27	Jackson, 21	18,375
25	12/13	Indiana	W	121-103	10-15	Redd, 27	Ford, 27	14,921
26	12/15	@ Miami	W	98-83	11-15	Redd, 21	Chalmers, 20	15,029
27	12/17	@ Philadelphia	L	88-93	11-16	Bell/Ridnour, 14	Williams, 25	11,538
28	12/19	@ New York	W	105-81	12-16	Redd, 21	Robinson, 21	19,009
29	12/20	L.A. Clippers	W	119-85	13-16	Jefferson, 22	Thornton, 20	15,014
30	12/23	Utah	W	94-86	14-16	Redd, 27	Kirilenko, 22	14,888
31	12/27	Detroit	L	76-87	14-17	Bogut, 17	Prince, 19	17,086
32	12/30	@ San Antonio	W	100-98	15-17	Redd, 25	Duncan, 22	18,797
33	12/31	@ Houston	L	81-85	15-18	Redd, 20	Yao, 22	18,228
34	1/2	Charlotte	W	103-75	16-18	Redd, 31	Diaw, 16	15,107
35	1/3	@ Charlotte	L	92-102	16-19	Jefferson, 19	Wallace, 24	14,201
36	1/5	Toronto	W	107-97	17-19	Redd, 35	Bosh, 31	12,599
37	1/7	Philadelphia	L	105-110	17-20	Jefferson, 27	Miller, 28	13,381
38	1/9	New Jersey	W	104-102	18-20	Redd, 24	Carter, 23	15,768
39	1/10	@ Minnesota	L	104-106	18-21	Redd, 32	Carney, 22	15,007
40	1/12	@ Washington	W	97-91	19-21	Redd, 29	Young, 30	13,510
41	1/14	Miami	L	99-102	19-22	Ridnour, 25	Cook, 24	15,271
42	1/16	@ Sacramento	W	129-122	20-22	Redd, 44	Martin/Salmons, 24	11,663
43	1/17	@ L.A. Clippers	L	92-101	20-23	Jefferson, 26	Camby/Skinner, 18	16,448
44	1/19	@ Portland	L	85-102	20-24	Jefferson/Villanueva, 23	Oden, 24	20,580
45	1/21	Dallas	W	133-99	21-24	Villanueva, 32	Nowitzki, 30	13,898
46	1/23	@ Atlanta	L	87-117	21-25	Villanueva, 27	Murray, 25	18,556
47	1/24	Sacramento	W	106-104	22-25	Jefferson, 20	Martin, 20	15,379
48	1/26	Minnesota	L	83-90	22-26	Sessions, 18	Jefferson, 23	12,914
49	1/28	@ Indiana	L	99-107	22-27	Villanueva, 28	Ford, 34	12,143
50	1/30	@ Toronto	W	96-85	23-27	Villanueva, 26	Bosh, 18	18,791
51	1/31	Atlanta	W	110-107	24-27	Villanueva, 27	Bibby, 24	15,881
52	2/3	@ New Jersey	L	85-99	24-28	Jefferson, 27	Lopez, 22	10,102
53	2/7	Detroit	L	121-126 (OT)	24-29	Sessions, 44	Hamilton, 38	17,297
54	2/9	Houston	W	124-112	25-29	Sessions, 26	Brooks, 23	13,904
55	2/11	Indiana	W	122-110	26-29	Jefferson, 32	Granger, 26	13,486
56	2/17	@ Detroit	W	92-86	27-29	Jefferson, 29	McDyess, 24	20,217
57	2/18	Chicago	L	104-113	27-30	Jefferson, 32	Hinrich, 31	15,309
58	2/20	Cleveland	L	103-111	27-31	Villanueva, 26	James, 55	18,076
59	2/22	Denver	W	120-117	28-31	Villanueva, 36	Anthony, 33	14,891
60	2/25	@ Dallas	L	96-116	28-32	Villanueva, 25	Howard, 27	19,558
61	2/27	@ New Orleans	L	94-95	28-33	Jefferson, 22	Wade, 28	17,621
62	2/28	Washington	W	109-93	29-33	Villanueva, 25	Jamison, 21	15,970
63	3/3	New Jersey	L	95-99	29-34	Villanueva, 24	Lopez, 24	13,967
64	3/4	@ Cleveland	L	73-91	29-35	Jefferson, 29	James, 23	20,562
65	3/6	@ Chicago	L	102-117	29-36	Jefferson, 27	Gordon, 34	21,186
66	3/7	Golden State	W	127-120	30-36	Jefferson, 35	Crawford, 32	15,569
67	3/10	New York	L	112-120	30-37	Villanueva, 32	Hughes, 39	13,781
68	3/13	New Orleans	L	86-95	30-38	Jefferson, 27	Paul, 30	15,701
69	3/15	Boston	W	86-77	31-38	Villanueva, 19	Perkins, 26	18,134
70	3/18	Orlando	L	80-106	31-39	Villanueva, 17	Howard, 28	13,819
71	3/21	Portland	L	84-96	31-40	Villanueva, 26	Roy, 30	17,809
72	3/25	@ Toronto	L	106-115	31-41	Jefferson, 22	Bargnani, 23	17,401
73	3/27	@ Orlando	L	94-110	31-42	Bell/Sessions, 19	Lewis, 19	17,461
74	3/28	@ Miami	L	85-102	31-43	Jefferson, 32	Wade, 27	18,108
75	3/30	@ New Jersey	W	107-78	32-43	Jefferson, 29	Douglas-Roberts, 14	12,205
76	4/1	L.A. Lakers	L	98-104	32-44	Jefferson, 29	Bryant, 30	18,717*
77	4/2	@ Philadelphia	L	95-105	32-45	Sessions, 18	Williams, 21	17,640
78	4/4	Memphis	L	102-107	32-46	Jefferson, 24	Gay, 26	18,717*
79	4/8	Atlanta	L	105-113	32-47	Bogans, 22	Johnson, 30	13,073
80	4/11	Oklahoma City	W	115-98	33-47	Jefferson, 35	Durant, 19	15,418
81	4/13	Orlando	W	98-80	34-47	Jefferson, 24	Lee, 17	14,683
82	4/15	@ Indiana	L	108-115	34-48	Jefferson, 31	Granger, 35	14,161

\* denotes sellout

GENERAL INFO  
FRONT OFFICE  
PLAYERS  
2012-13 SEASON  
STATS & RECORDS  
HISTORY  
NBA  
OPPONENTS  
MEDIA

# 2009-10 MILWAUKEE BUCKS



**BACK ROW:** Video Coordinator Jason Staudt, Assistant Coach Adrian Griffin, Assistant Coach Joe Wolf, Assistant Coach Jim Boylan, Head Coach Scott Skiles, Assistant Coach Kevin Sampson, Assistant Coach/Player Development Bill Peterson, Scout Chris Gilmartin, Assistant Trainer Scott Barthlama. **MIDDLE ROW:** General Manager John Hammond, President Herb Kohl, Brandon Jennings, Luke Ridnour, Jerry Stackhouse, John Salmons, Charlie Bell, Equipment Manager Wayne Wilson, Head Athletic Trainer Marc Boff, Head Strength and Conditioning Coach Jeff Macy. **FRONT ROW:** Carlos Delfino, Luc Richard Mbah a Moute, Ersan Ilyasova, Kurt Thomas, Andrew Bogut, Primo Brezec, Dan Gadzuric, Darnell Jackson, Royal Ivey. **NOT PICTURED:** Michael Redd

## REGULAR SEASON (46-36) - 2ND, CENTRAL DIVISION - PLAYOFFS (3-4)

PLAYER	G-GS	MIN	FG-FGA	PCT	3FG-FA	PCT	FT-FTA	PCT	OR	DR	TR	AST	PF-DQ	STL	BLK	PTS	AVG
Bogut	69-69	2229	473-910	.520	0-2	.000	149-237	.629	208	493	701	127	222-5	39	175	1095	15.9
Jennings	82-82	2671	451-1216	.371	145-388	.374	223-273	.817	49	233	282	470	191-0	105	18	1270	15.5
Salmons (TOT)	81-56	2825	437-991	.441	118-309	.382	253-305	.830	35	235	270	223	166-1	99	26	1245	15.4
Salmons (MIL)	30-28	1129	207-443	.467	45-117	.385	137-158	.867	17	79	96	98	65-1	34	4	596	19.9
Redd	18-12	492	75-213	.352	18-60	.300	47-66	.712	11	43	54	39	24-0	19	2	215	11.9
Delfino	75-66	2279	29-732	.408	134-365	.367	93-119	.782	51	343	394	202	138-0	80	21	825	11.0
Ridnour	82-0	1759	328-686	.478	69-181	.381	127-140	.907	24	119	143	324	182-0	54	7	852	10.4
Ilyasova	81-31	1898	323-729	.443	81-241	.336	113-158	.715	157	360	517	84	251-3	53	23	840	10.4
Warrick	48-6	1024	182-378	.481	1-6	.167	125-172	.727	87	125	212	35	83-0	17	10	490	10.2
Stackhouse	42-0	855	129-316	.408	45-130	.346	55-69	.797	19	81	100	70	56-0	21	9	358	8.5
Bell	71-39	1611	169-443	.381	73-200	.365	48-67	.716	31	101	132	104	136-0	39	12	459	6.5
Mbah a Moute	73-62	1866	177-369	.480	6-17	.353	93-133	.699	171	229	400	81	181-1	60	39	453	6.2
Meeks	41-0	486	64-177	.362	23-82	.280	18-21	.857	5	67	72	22	33-0	13	4	169	4.1
Ukic	13-0	97	14-30	.467	3-12	.250	9-11	.818	0	3	3	12	6-0	1	0	40	3.1
Thomas	70-9	1049	99-208	.476	0-0	—	12-15	.800	84	207	291	47	159-1	26	46	230	3.0
Gadzuric	32-6	314	39-89	.438	0-0	—	10-25	.400	38	54	92	12	63-0	9	13	88	2.8
Ivey (TOT)	44-0	327	35-83	.422	14-35	.400	9-12	.750	6	28	34	27	39-0	19	2	93	2.1
Ivey (MIL)	18-0	90	9-28	.321	2-11	.182	3-5	.600	1	7	8	10	14-0	9	0	23	1.3
Elson	11-0	62	4-13	.308	0-0	—	2-2	1.000	5	8	13	2	7-0	1	0	10	0.9
Brezec (TOT)	21-0	95	9-26	.346	0-0	—	1-6	.167	12	13	25	1	19-0	1	3	19	0.9
Brezec (MIL)	14-0	59	7-13	.538	0-0	—	0-4	.000	6	7	13	1	10-0	0	2	14	1.0
Jackson (TOT)	28-0	122	9-30	.300	1-4	.250	4-6	.667	9	13	22	4	21-0	2	4	23	0.8
Jackson (MIL)	1-0	9	1-5	.200	0-1	.000	0-0	—	1	1	2	0	2-0	0	0	2	2.0

### HIGHLIGHTS:

- The Bucks reached the playoffs for the 26th time in team history. Milwaukee's 46-36 record was a 12-game improvement from its 2008-09 record and a 20-game improvement from the 2007-08 season.
- Rookie Brandon Jennings poured in 55 points on 21-34 from the field, including 7-8 from three and 6-8 from the free throw line, in the Bucks 129-125 win over Golden State on Nov. 14. The 55-point tally was the most by any NBA player in 2009-10 and Jennings became the fastest (seventh game, edging out Wild Chamberlain in eight games) and the youngest (20 years and 52 days) player to top 50 points in a game (LeBron James previously held the record at 20 years and 80 days). His scoring outburst was also the most points by a Bucks rookie (Kareem Abdul-Jabbar had 51 on Feb. 21, 1970) and two shy of Michael Redd's franchise record of 57 (Nov. 11, 2006).
- Center Andrew Bogut swatted away a career-best 175 shots in 69 games (2.5 per game, second in the NBA) after blocking 275 in the first 262 games of his career. He blocked a shot in a franchise record 39-consecutive games, which was the longest streak in the NBA for 2009-10 and the longest since Marcus Camby's 51-game streak in 2007-08. Bogut entered the season outside of the franchise's top-10 block list and finished in sixth place with 450 career blocks.
- The Bucks set a franchise record with 645 three-pointers made, surpassing the previous best of 593 set in the 2001-02 season. Milwaukee finished the season with a 35.6 three-point percentage (eighth in NBA) and the 7.9 makes per game ranked sixth in the league. Brandon Jennings (145 makes, a franchise rookie record) and Carlos Delfino (134, career-high) combined for 279 threes, the most by any Bucks duo since Michael Redd (182) and Ray Allen (123) combined for 305 in 2002-03.
- Milwaukee went 23-7 over a 30-game stretch where they didn't lose consecutive games (beginning with the first win following the consecutive losses and ending with the last win). Included in that stretch were two six-game winning streaks and the Bucks were 12-1 during one stretch and extended that to 15-2.
- John Salmons was acquired by Milwaukee at the trade deadline and the Bucks went 22-8 in his 30 regular season games with the team. He averaged 19.9 points on 46.7 percent shooting and 38.5 percent from three while with the Bucks.

### PLAYOFF RECORD:

- Lost to Atlanta, First Round, 3-4

### HONORS:

- Andrew Bogut - All-NBA Third Team
- Brandon Jennings - NBA All-Rookie First Team, T-Mobile Rookie/Sophomore Challenge at All-Star Weekend, Skills Challenge

# 2009-10 MILWAUKEE BUCKS

## REGULAR SEASON DAY-BY-DAY

Gm	Date	Opponent	W-L	Score	Record	Bucks High Scorer	Opp. High Scorer	Atten.
1	10/30	@ Philadelphia	L	86-99	0-1	Jennings/Redd, 17	Igoudala, 19	14,638
2	10/31	Detroit	W	96-85	1-1	Jennings, 24	Gordon, 26	15,095
3	11/3	@ Chicago	L	81-83	1-2	Jennings, 25	Deng, 24	19,789
4	11/6	@ Minnesota	W	87-72	2-2	Bogut, 17	Flynn, 20	13,758
5	11/7	New York	W	102-87	3-2	Bogut, 22	Lee, 18	15,486
6	11/11	Denver	W	108-102	4-2	Jennings, 32	Anthony, 32	12,987
7	11/14	Golden State	W	129-125	5-2	Jennings, 55	Ellis, 26	14,978
8	11/16	Dallas	L	113-115 (OT)	5-3	Jennings, 25	Nowitzki, 32	13,683
9	11/18	New Jersey	W	99-85	6-3	Bogut/Delfino, 21	Douglas-Roberts, 31	13,479
10	11/20	Charlotte	W	95-88	7-3	Jennings, 29	Jackson/Wallace, 22	15,578
11	11/21	@ Memphis	W	103-98	8-3	Jennings, 26	Gay, 24	11,209
12	11/23	@ San Antonio	L	98-112	8-4	Ilyasova, 20	Duncan, 27	17,677
13	11/25	@ New Orleans	L	99-102 (OT)	8-5	Ridnour, 23	West, 14	14,315
14	11/27	@ Oklahoma City	L	90-108	8-6	Delfino/Warrick, 15	Durant, 33	18,203
15	11/28	Orlando	L	98-100	8-7	Ilyasova/Ridnour, 20	Carter, 25	16,128
16	11/30	Chicago	W	99-97	9-7	Bogut, 22	Salmons, 23	13,684
17	12/2	@ Washington	L	102-104	9-8	Ridnour/Warrick, 20	Arenas, 22	12,272
18	12/4	@ Detroit	L	96-105	9-9	Ridnour, 21	Stuckey, 19	16,557
19	12/6	Cleveland	L	86-101	9-10	Jennings, 24	West, 21	16,625
20	12/8	@ Boston	L	89-98	9-11	Bogut, 25	Garnett, 25	18,624
21	12/9	Toronto	W	117-95	10-11	Jennings, 22	Bosh, 26	12,637
22	12/12	Portland	W	108-101 (2OT)	11-11	Bogut, 27	Aldridge, 31	15,973
23	12/16	L.A. Lakers	L	106-107 (OT)	11-12	Redd, 25	Bryant, 39	16,309
24	12/18	@ Cleveland	L	82-85	11-13	Jennings/Ilyasova, 18	James, 26	20,562
25	12/19	Sacramento	L	95-96	11-14	Delfino, 17	Evans, 24	13,745
26	12/21	@ Indiana	W	84-81	12-14	Bogut, 31	Hibbert, 16	12,836
27	12/23	Washington	L	97-109	12-15	Redd, 32	Butler, 25	13,113
28	12/26	San Antonio	L	97-112	12-16	Warrick, 23	Duncan, 26	14,864
29	12/28	@ Charlotte	L	84-94	12-17	Jennings, 24	Wallace, 21	15,473
30	12/30	@ Orlando	L	92-117	12-18	Jennings, 20	Carter, 25	17,461
31	1/2	Oklahoma City	W	103-97 (OT)	13-18	Redd, 27	Durant, 31	15,264
32	1/5	@ New Jersey	W	98-76	14-18	Bogut, 18	Yi, 22	11,101
33	1/8	Chicago	W	96-93	15-18	Bogut, 27	Rose, 25	18,717*
34	1/10	@ L.A. Lakers	L	77-95	15-19	Warrick, 14	Brown, 19	18,997
35	1/11	@ Phoenix	L	101-105	15-20	Warrick, 21	Nash, 30	15,116
36	1/13	@ Portland	L	108-120	15-21	Ilyasova, 21	Roy, 22	20,465
37	1/15	@ Golden State	W	113-104	16-21	Jennings, 25	Ellis, 33	17,455
38	1/16	@ Utah	L	95-112	16-22	Delfino, 28	Miles, 19	19,669
39	1/18	@ Houston	L	98-101 (OT)	16-23	Jennings, 25	Scout, 27	17,187
40	1/20	Toronto	W	113-107	17-23	Bogut, 27	Bosh, 44	12,724
41	1/22	@ Toronto	L	96-101	17-24	Ridnour, 27	Jack, 27	17,819
42	1/23	Minnesota	W	127-94	18-24	Delfino, 24	Flynn, 20	17,742
43	1/26	@ Dallas	L	107-108	18-25	Bogut, 32	Nowitzki, 28	19,799
44	1/27	Philadelphia	W	91-88	19-25	Bell/Jennings, 18	Brand, 26	12,685
45	1/30	Miami	W	95-84	20-25	Warrick, 22	Wade, 21	18,717*
46	2/1	@ Miami	W	97-81	21-25	Bogut, 22	Wade, 23	15,858
47	2/2	@ Orlando	L	82-99	21-26	Bell/Ridnour, 13	Howard, 22	17,461
48	2/5	@ New York	W	114-107	22-26	Ilyasova, 25	Lee, 32	19,247
49	2/6	Indiana	W	93-81	23-26	Bogut, 21	Ford, 20	18,717*
50	2/9	Detroit	L	81-93	23-27	Jennings, 18	Three tied, 18	12,017
51	2/10	@ New Jersey	W	97-77	24-27	Bogut, 22	Harris, 27	12,873
52	2/17	Houston	L	99-127	24-28	Mbah a Moute, 18	Ariza, 22	11,685
53	2/19	@ Detroit	W	91-85	25-28	Salmons, 19	Hamilton, 29	18,701
54	2/20	Charlotte	W	93-88	26-28	Jennings/Salmons, 19	Jackson, 35	17,174
55	2/22	@ New York	W	83-67	27-28	Bogu, 24	McGrady, 15	19,763
56	2/24	New Orleans	W	115-95	28-28	Bogut, 26	Thornton, 25	11,936
57	2/25	@ Indiana	W	112-110	29-28	Salmons, 20	Granger, 21	14,116
58	2/27	@ Miami	W	94-71	30-28	Salmons, 18	O'Neal, 14	18,883
59	2/28	@ Atlanta	L	102-106 (OT)	30-29	Salmons, 32	Johnson, 24	16,381
60	3/3	Washington	W	100-87	31-29	Salmons, 22	Blatche/Foye, 18	13,247
61	3/5	@ Washington	W	102-74	32-29	Bogut/Delfino, 19	McGee, 13	16,963
62	3/6	Cleveland	W	92-85	33-29	Jennings, 25	Jamison, 30	18,717*
63	3/9	Boston	W	86-84	34-29	Bogut, 25	Rondo, 20	14,316
64	3/12	Utah	W	95-87	35-29	Salmons, 24	Boozer, 26	14,917
65	3/14	Indiana	W	98-94	36-29	Stackhouse, 20	Granger, 29	15,107
66	3/17	@ L.A. Clippers	L	93-101	36-30	Jennings, 21	Kaman, 20	15,241
67	3/19	@ Sacramento	W	114-108 (2OT)	37-30	Jennings, 35	Udrih, 26	12,098
68	3/20	@ Denver	W	102-97	38-30	Salmons, 26	Anthony/Billups, 29	19,390
69	3/22	Atlanta	W	98-95	39-30	Salmons, 32	Johnson, 27	14,186
70	3/24	Philadelphia	L	86-101	39-31	Stackhouse, 15	Green, 16	12,675
71	3/26	Miami	L	74-87	39-32	Salmons, 23	Wade, 30	17,841
72	3/28	Memphis	W	108-103 (OT)	40-32	Jennings, 29	Randolph, 31	17,008
73	3/30	L.A. Clippers	W	107-89	41-32	Ilyasova, 20	Gooden, 20	14,321
74	3/31	@ Cleveland	L	98-101	41-33	Salmons, 28	James, 23	20,562
75	4/2	@ Charlotte	L	86-87 (OT)	41-34	Salmons, 28	Jackson, 32	18,118
76	4/3	Phoenix	W	107-98	42-34	Jennings, 23	Stoudemire, 22	16,436
77	4/6	@ Chicago	W	79-74	43-34	Salmons, 26	Deng, 16	20,268
78	4/7	New Jersey	W	108-89	44-34	Salmons, 22	Harris, 25	16,037
79	4/9	@ Philadelphia	W	95-90	45-34	Delfino, 23	Igoudala, 21	14,217
80	4/10	Boston	L	90-105	45-35	Salmons, 21	Pierce, 24	18,717*
81	4/12	Atlanta	L	96-104	45-36	Salmons, 28	Johnson, 31	14,186
82	4/14	@ Boston	W	106-95	46-36	Ridnour/Stackhouse, 17	Rondo, 21	18,624

\* denotes sellout

GENERAL  
INFO

FRONT  
OFFICE

PLAYERS

2012-13  
SEASON

STATS &  
RECORDS

HISTORY

NBA

OPPONENTS

MEDIA

# 2010-11 MILWAUKEE BUCKS



**BACK ROW:** Video Coordinator Jason Staudt, Assistant Coach Joe Wolf, Assistant Coach Jim Boylan, Head Coach Scott Skiles, Assistant Coach Kelvin Sampson, Assistant Coach Bill Peterson, Assistant Coach Anthony Goldwire, Assistant Trainer Scott Barthmia. **MIDDLE ROW:** General Manager John Hammond, Scout Chris Gilmartin, Brandon Jennings, Keyon Dooling, Michael Redd, John Salmons, Chris Douglas-Roberts, Equipment Manager Dwayne Wilson, Head Athletic Trainer Marc Boff, Head Strength and Conditioning Coach Jeff Macy. **FRONT ROW:** Corey Maggette, Luc Richard Mbah a Moute, Ersan Ilyasova, Larry Sanders, Andrew Bogut, Drew Gooden, Jon Brockman, Carlos Delfino, Earl Boykins

## REGULAR SEASON (35-47) - 3RD, CENTRAL DIVISION - PLAYOFFS (DNQ)

PLAYER	G-GS	MIN	FG-FGA	PCT	3FG-FA	PCT	FT-FTA	PCT	OR	DR	TR	AST	PF-DQ	STL	BLK	PTS	AVG
Jennings	63-61	2169	361-926	.390	98-303	.323	199-246	.809	42	192	234	305	131-0	95	21	1019	16.2
Salmons	73-70	2554	373-898	.415	83-219	.379	195-240	.813	27	239	266	252	157-1	72	28	1024	14.0
Bogut	65-65	2297	367-742	.495	0-4	.000	96-217	.442	199	521	720	131	217-4	47	168	830	12.8
Maggette	67-18	1401	253-559	.453	28-78	.359	271-325	.834	44	197	241	84	175-2	21	5	805	12.0
Delfino	49-40	1590	200-513	.390	105-284	.370	60-75	.800	24	176	200	112	72-0	76	8	565	11.5
Gooden	35-18	860	156-362	.431	3-20	.150	81-102	.794	73	165	238	47	98-1	21	18	396	11.3
Ilyasova	60-34	1505	221-507	.436	36-121	.298	93-104	.894	105	260	365	56	159-3	51	24	571	9.5
Douglas-Roberts	44-12	884	117-273	.429	15-46	.326	74-89	.831	7	81	88	50	73-0	29	13	323	7.3
Boykins	57-0	862	156-352	.443	27-71	.380	69-82	.841	15	40	55	141	43-0	38	3	408	7.2
Dooling	80-22	1757	206-519	.397	81-234	.346	78-94	.830	12	105	117	243	119-0	54	4	571	7.1
Mbah a Moute	79-52	2093	198-428	.463	0-7	.000	133-188	.707	169	251	420	68	180-0	72	28	529	6.7
Barron	7-0	85	17-37	.459	0-0	—	2-2	1.000	12	10	22	4	10-0	2	2	36	5.1
10-0	134	18-45	400	4.17	235	—	4-4	1.000	0	8	8	12	4-0	2	1	44	4.4
Sanders	60-12	872	116-268	.433	0-0	—	28-50	.560	59	119	178	16	117-2	22	72	260	4.3
Brockman	63-6	677	48-94	.511	0-0	—	40-59	.678	74	110	184	18	119-1	14	3	136	2.2
Temple	9-0	83	7-21	.333	3-10	.300	0-4	.000	0	6	6	6	8-0	1	1	17	1.9
Skinner	2-0	6	0-0	—	0-0	—	0-0	—	0	0	0	0	0-0	0	0	0	0.0
<b>BUCKS</b>	<b>82</b>	<b>19830</b>	<b>2814-6544</b>	<b>.430</b>	<b>483-1414</b>	<b>.342</b>	<b>1423-1881</b>	<b>.757</b>	<b>862</b>	<b>2480</b>	<b>3342</b>	<b>1545</b>	<b>1682-14</b>	<b>617</b>	<b>399</b>	<b>7534</b>	<b>91.9</b>

### HIGHLIGHTS:

- The Bucks finished just two games out of the final playoffs spot in the Eastern Conference. Milwaukee posted a winning record at home for the third consecutive season and for the 12th time in the last 14 seasons.
- The Bucks set franchise records by holding 62 opponents under 100 points (second in the NBA) and 30 under 90 points (fourth in the NBA). From March 16 through April 6 they held a season-best 12 consecutive teams under 100 points (including five under 90). That string was tied for the fourth-longest in team history and is the longest since they went 13 games from January 27 through February 22 in 2006 (franchise record is 16 games in early 1999).
- Andrew Bogut led the league in blocks with a career-high 2.6 per game. Thanks to 168 blocks this season (seventh for a single season in franchise history), Bogut moved from sixth to third place in franchise history with 618 career blocks. Over the course of the year, he passed Randy Breuer (474 blocks, 5th), Kareem Abdul-Jabbar (495, 4th) and Ervin Johnson (586, 3rd). With those 618 career blocks, the Aussie big man joined Alton Lister (804) and Harvey Catchings (710) as the only three players in Bucks history with 600 or more blocks.
- Bucks opponents scored just 92.7 points per game, which was the second-fewest in team history (90.0 in the shortened 98-99 season) and the fewest for a full 82-game season.
- The Bucks blocked 399 shots, their most since the 1993-94 season (407 blocks). Andrew Bogut (168) and Larry Sanders (72) accounted for 240 (60.2 percent) swats. Larry Sanders' 72 blocks were fifth in team history for a rookie (just behind Anthony Avent's 73 in 1992-93) and his eight blocks on December 1 were tied for the second-most in the NBA this season. The last Bucks player to block eight shots was Ervin Johnson on April 7, 1998. Sanders' 4.0 blocks per 48 minutes ranked him fourth in the NBA among players who appeared in at least 60 games.
- The Bucks were hit harder than any other NBA club by injuries, as they lost a total of 275 games to injury/illness this season. Fourteen different players missed time due to injury and no player appeared in all of the team's 82 games. This was the first time since 2007-08 that the Bucks didn't have at least one player reach 82 games. Michael Redd led the club with 71 games missed due to an ACL/MCL tear in his left knee suffered in January of 2010. Drew Gooden missed 41 games with left foot plantar fasciitis, Carlos Delfino missed 33 games total, 32 with a neck strain/concussion-like symptoms, while Ersan Ilyasova (22 games), Brandon Jennings (19) and Andrew Bogut (17) all missed extended time.

### PLAYOFF RECORD:

- Did not qualify

- None



# 2010-11 MILWAUKEE BUCKS

## REGULAR SEASON DAY-BY-DAY

Gm	Date	Opponent	W-L	Score	Record	Bucks High Scorer	Opp. High Scorer	Atten.
1	10/27	@ New Orleans	L	91-95	0-1	Delfino, 19	West, 22	15,039
2	10/29	@ Minnesota	L	85-96	0-2	Maggette, 23	Beasley, 21	17,197
3	10/30	Charlotte	W	98-88	1-2	Delfino, 23	Augustin, 26	16,519
4	11/2	Portland	L	76-90	1-3	Maggette, 16	Matthews, 18	13,087
5	11/3	@ Boston	L	102-105 (OT)	1-4	Bogut, 21	Pierce, 28	18,624
6	11/5	@ Indiana	W	94-90	2-4	Salmons, 22	Granger/Collison, 19	14,115
7	11/6	New Orleans	L	81-87	2-5	Bogut, 19	West, 25	16,731
8	11/9	New York	W	107-80	3-5	Jennings, 19	Stoudemire, 19	13,286
9	11/10	@ Atlanta	W	108-91	4-5	Maggette, 20	Pachulia, 16	11,211
10	11/13	Golden State	W	79-72	5-5	Salmons, 26	Ellis, 24	17,049
11	11/16	L.A. Lakers	L	107-118	5-6	Jennings, 31	Bryant, 31	18,059
12	11/19	@ Philadelphia	L	79-90	5-7	Maggette, 20	Young, 23	14,557
13	11/20	Oklahoma City	L	81-82	5-8	Jennings, 25	Harden, 23	16,975
14	11/24	@ Cleveland	L	81-83	5-9	Dooling, 18	M. Williams, 25	20,562
15	11/26	@ Detroit	L	89-103	5-10	Jennings, 25	Stuckey, 18	17,133
16	11/27	Charlotte	W	104-101	6-10	Jennings, 32	Augustin, 26	15,213
17	11/29	@ Utah	L	88-109	6-11	Jennings, 27	Jefferson/Williams, 22	18,497
18	12/1	@ Denver	L	94-105	6-12	Salmons, 21	Nene, 24	14,221
19	12/4	Orlando	W	96-85	7-12	Bogut, 31	Carter, 20	16,218
20	12/6	Miami	L	78-88	7-13	Maggette, 20	Wade, 25	17,167
21	12/8	Indiana	W	97-95	8-13	Jennings, 22	Granger, 26	12,789
22	12/10	Houston	W	97-91	9-13	Bogut, 24	Martin, 23	14,526
23	12/13	@ Dallas	W	103-99	10-13	Jennings, 23	Nowitzki, 30	19,720
24	12/15	@ San Antonio	L	90-92	10-14	Douglas-Roberts, 21	Gi nobilli, 26	17,644
25	12/18	Utah	L	86-95	10-15	Bogut, 19	Williams, 22	16,004
26	12/20	@ Portland	L	80-106	10-16	Salmons, 23	Aldridge, 29	20,406
27	12/21	@ L.A. Lakers	W	98-79	11-16	Boykins, 22	Bryant, 21	18,997
28	12/23	@ Sacramento	W	84-79	12-16	Boykins, 19	Udrih, 17	12,360
29	12/27	Atlanta	L	80-95	12-17	Salmons, 18	Horford, 18	16,751
30	12/28	@ Chicago	L	77-90	12-18	Salmons, 18	Deng/Boozler, 24	22,091
31	1/1	Dallas	W	99-87	13-18	Boykins, 26	Barea, 29	13,194
32	1/4	@ Miami	L	89-101	13-19	Salmons, 18	Wade, 34	20,215
33	1/5	@ Orlando	L	87-97	13-20	Maggette, 21	Howard, 28	18,846
34	1/7	Miami	L	95-101 (OT)	13-21	Douglas-Roberts, 30	James, 26	18,717*
35	1/8	@ New Jersey	W	115-92	14-21	Douglas-Roberts, 24	Humphries, 22	12,898
36	1/12	San Antonio	L	84-91	14-22	Salmons, 17	Gi nobilli, 23	14,061
37	1/14	@ Philadelphia	L	94-95	14-23	Maggette, 16	Williams, 25	12,650
38	1/17	@ Houston	L	84-93	14-24	Maggette, 25	Martin, 36	16,186
39	1/19	Washington	W	100-87	15-24	Dooling, 23	Blatche, 23	14,007
40	1/21	@ Cleveland	W	102-88	16-24	Bogut, 23	Jamison/Sessions, 22	20,562
41	1/22	Memphis	L	81-94	16-25	Boykins, 23	Gasol, 24	16,157
42	1/24	@ Chicago	L	83-92	16-26	Douglas-Roberts, 30	Thomas, 22	21,126
43	1/26	Atlanta	W	98-90	17-26	Maggette, 22	Ja. Crawford, 20	13,274
44	1/28	@ Toronto	W	116-110 (OT)	18-26	Maggette, 29	A. Johnson, 24	15,159
45	1/29	New Jersey	W	91-81	19-26	Delfino, 21	Lopez, 26	17,173
46	1/31	@ L.A. Clippers	L	98-105	19-27	Maggette, 25	Griffin, 32	17,218
47	2/2	@ Phoenix	L	77-92	19-28	Ilyasova/Maggette, 15	Gortat, 19	16,422
48	2/3	@ Golden State	L	94-100	19-29	Ilyasova, 23	Ellis, 24	18,008
49	2/5	Detroit	L	78-89	19-30	Bogut, 18	McGrady, 20	15,791
50	2/8	Toronto	W	92-74	20-30	Salmons, 17	Bargnani, 23	11,975
51	2/9	@ Washington	L	85-100	20-31	Jennings, 20	Young, 26	16,108
52	2/11	@ Memphis	L	86-89	20-32	Maggette, 22	Conley, 23	14,749
53	2/12	Indiana	L	97-103	20-33	Delfino, 21	Granger, 30	17,046
54	2/14	L.A. Clippers	W	102-78	21-33	Delfino, 26	Davis, 22	13,111
55	2/16	Denver	L	87-94	21-34	Salmons, 33	Anthony, 38	16,033
56	2/22	Minnesota	W	94-88	22-34	Jennings, 27	Beasley, 21	13,106
57	2/23	@ New York	L	108-114	22-35	Salmons, 27	Anthony, 27	19,763
58	2/26	Chicago	L	75-83	22-36	Mbah a Moute, 16	Deng, 19	18,717*
59	3/1	Detroit	W	92-90	23-36	Jennings, 21	Stuckey, 25	11,364
60	3/4	Phoenix	L	88-102	23-37	Maggette, 21	Frye/Pietrus, 20	15,011
61	3/6	Boston	L	83-89	23-38	Jennings, 23	Pierce, 23	16,110
62	3/8	@ Washington	W	95-76	24-38	Jennings, 23	Crawford, 22	16,190
63	3/9	Cleveland	W	110-90	25-38	Jennings/Boykins, 18	Samuels, 15	12,497
64	3/12	Philadelphia	W	102-74	26-38	Bogut, 17	Williams, 16	15,832
65	3/13	@ Boston	L	56-87	26-39	Barron, 10	Allen, 17	18,624
66	3/15	@ Atlanta	L	85-110	26-40	Bogut, 21	Johnson, 36	13,590
67	3/16	Orlando	L	89-93 (OT)	26-41	Jennings, 23	Howard, 31	13,831
68	3/18	New Jersey	W	110-95	27-41	Delfino, 26	Lopez, 25	14,563
69	3/20	New York	W	100-95	28-41	Delfino, 30	Stoudemire, 25	18,052
70	3/23	Sacramento	L	90-97	28-42	Delfino, 30	Thornton, 27	14,122
71	3/25	@ New York	W	102-96	29-42	Jennings, 37	Stoudemire, 28	19,763
72	3/26	Chicago	L	87-95	29-43	Salmons, 25	Rose, 30	18,717*
73	3/28	@ Charlotte	L	86-87	29-44	Jennings/Bogut, 26	Jackson, 18	12,368
74	3/30	@ Toronto	W	104-98	30-44	Jennings, 25	Bargnani, 22	15,906
75	4/1	@ Indiana	L	88-89	30-45	Jennings, 20	Granger, 17	11,177
76	4/2	Philadelphia	W	93-87 (OT)	31-45	Salmons, 19	Brand, 20	17,079
77	4/5	@ Orlando	L	72-78	31-46	Gooden, 18	Howard, 18	18,996
78	4/6	@ Miami	W	90-85	32-46	Salmons, 17	James, 29	20,017
79	4/8	@ Detroit	L	100-110	32-47	Jennings, 31	Wilcox, 27	16,266
80	4/9	Cleveland	W	108-101	33-47	Salmons, 32	Davis, 19	18,717*
81	4/11	Toronto	W	93-86	34-47	Salmons, 24	Bayless, 20	13,279
82	4/13	@ Oklahoma City	W	110-106 (OT)	35-47	Jennings, 16	Westbrook, 20	18,203

\* denotes sellout

GENERAL  
INFO

FRONT  
OFFICE

PLAYERS

2012-13  
SEASON

STATS &  
RECORDS

HISTORY

NBA

OPPONENTS

MEDIA

# 2011-12 MILWAUKEE BUCKS



**BACK ROW:** Scout Chris Gilmartin, Video Coordinator Jason Staudt, Equipment Manager Mike Sargo, Assistant Coach Anthony Goldwire, Assistant Coach Bill Peterson, Head Athletic Trainer Marc Boff, Assistant Trainer Scott Barthlama, Head Strength and Conditioning Coach Jeff Macy. **MIDDLE ROW:** General Manager John Hammond, Assistant Coach Joe Wolf, Beno Udrih, Monta Ellis, Brandon Jennings, Shaun Livingston, Carlos Delfino, Head Coach Scott Skiles, Assistant Coach Jim Boylan, Assistant Coach Sidney Moncrief. **FRONT ROW:** Tobias Harris, Jon Brockman, Ersan Ilyasova, Larry Sanders, Drew Gooden, Ekpe Udoh, Mike Dunleavy, Jon Leuer, Luc Richard Mbah a Moute.

## REGULAR SEASON (31-35) - 3RD, CENTRAL DIVISION - PLAYOFFS (DNQ)

PLAYER	G-GS	MIN	FG	FGA	PCT	3FG	3FGA	PCT	FT	FTA	PCT	OR	DR	TR	AST	PF	DQ	STL	TO	BLK	PTS	AVG
Ellis (TOT)	58-58	2120	450	1040	.433	62	201	.308	219	275	.796	20	180	200	346	136	0	85	177	18	1181	20.4
Ellis (MIL)	21-21	755	145	336	.432	12	45	.267	68	89	.764	4	69	73	123	52	0	29	54	6	370	17.6
Jennings	66-66	2331	469	1121	.418	129	388	.332	193	239	.808	49	177	226	365	114	0	104	146	22	1260	19.1
Gooden	55-46	1469	287	657	.437	16	55	.291	176	208	.846	130	233	363	144	112	0	46	109	34	766	13.7
Ilyasova	60-41	1655	294	597	.492	51	112	.455	143	183	.781	196	333	529	71	133	2	42	76	44	782	13.0
Dunleavy	55-3	1445	239	504	.474	83	208	.399	116	143	.811	29	175	204	117	87	0	28	58	4	677	12.3
Bogut	12-12	364	61	136	.449	0	1	.000	14	23	.609	22	78	100	31	36	2	12	24	24	136	11.3
Jackson	26-13	712	97	272	.357	30	108	.278	50	60	.833	16	66	82	77	61	1	26	66	6	274	10.5
Delfino	54-53	1537	182	453	.402	86	239	.360	38	48	.792	20	188	208	123	99	1	79	66	10	488	9.0
Mbah a Moute	43-22	1009	133	261	.510	1	4	.250	66	103	.641	77	150	227	29	93	1	40	39	22	333	7.7
Brown (TOT)	9-3	187	21	40	.525	0	0	—	15	34	.441	16	41	57	4	21	0	8	14	0	57	6.3
Udrih	59-0	1080	146	332	.440	17	59	.288	39	55	.709	26	76	102	227	69	0	37	77	1	348	5.9
Udoh (TOT)	61-11	1290	127	295	.431	0	2	.000	86	114	.754	100	154	254	57	174	1	40	53	102	340	5.6
Udoh (MIL)	23-5	463	45	110	.409	0	2	.000	40	50	.800	42	65	107	26	59	0	15	18	37	130	5.7
Livingston	58-27	1092	127	271	.469	2	3	.667	62	79	.785	39	84	123	122	79	0	27	66	0	218	5.5
Harris	42-9	479	79	169	.467	6	23	.261	44	54	.815	30	71	101	22	45	0	13	31	7	308	5.8
Leuer	46-12	555	97	191	.508	3	9	.333	21	28	.750	45	75	120	25	67	0	14	18	17	218	4.7
Sanders	52-0	643	84	184	.457	0	2	.000	18	38	.474	62	98	160	33	133	3	32	43	76	186	3.6
Brockman	35-0	39	15	45	.333	0	1	.000	7	15	.467	33	42	75	9	33	0	4	10	1	37	1.1
Hobson	5-0	23	2	13	.154	0	6	.000	0	0	—	0	3	3	6	1	0	2	0	4	0	0.8
<b>BUCKS</b>	<b>66</b>	<b>15865</b>	<b>2502</b>	<b>5652</b>	<b>.443</b>	<b>436</b>	<b>1265</b>	<b>.345</b>	<b>1095</b>	<b>1415</b>	<b>.774</b>	<b>820</b>	<b>1983</b>	<b>2803</b>	<b>1550</b>	<b>1273</b>	<b>10</b>	<b>548</b>	<b>929</b>	<b>335</b>	<b>6535</b>	<b>96.0</b>
<b>OPONENTS</b>	<b>66</b>	<b>15865</b>	<b>2449</b>	<b>5453</b>	<b>.449</b>	<b>438</b>	<b>1247</b>	<b>.351</b>	<b>1181</b>	<b>1535</b>	<b>.769</b>	<b>813</b>	<b>2138</b>	<b>2951</b>	<b>1433</b>	<b>1278</b>	<b>5</b>	<b>499</b>	<b>1049</b>	<b>297</b>	<b>6517</b>	<b>98.7</b>

### HIGHLIGHTS:

- Milwaukee completed the lockout-shortened season with a winning record at home for the third consecutive year and 13th time in the last 14 seasons. Despite finishing four games out of the eighth seed in the East, the Bucks remained in the postseason hunt until three days before the season ended, when a victory for the Philadelphia 76ers clinched their playoff spot.
- The Bucks tallied 100+ points in 33 games, the first time they had scored over 100 in 30+ games since the 2008-09 season when they did so 36 times. Milwaukee posted a 25-8 record over the 33 games in which they cracked the century mark.
- Milwaukee ranked third in the NBA with 23.48 assists per game and led the league in games with 30 or more assists with 13, five more than the next highest team (Chicago). The Bucks went 12-1 in those games. Additionally, Milwaukee held the spot for the highest single-game total of assists in the NBA during 2011-12 with 38 in a 115-105 win at Cleveland on March 14.
- Forward Ersan Ilyasova had a breakout season, posting career highs in scoring (13.0 ppg), rebounding (8.8 rpg), FG% (.492), 3P% (.455), 20-point games (11) and double-doubles (20) while playing just 27.6 minutes per game. He became the first player to average 12 points and eight rebounds in under 28 minutes since Arvydas Sabonis (14.5 ppg, 8.1 rpg and 23.8 minutes) did so during the 1995-96 season.
- Both Larry Sanders and Ekpe Udoh ranked at the top of the league for reserve players with multi-block games. Udoh was first with 26, and Sanders finished the season close behind at third with 23. The duo ranked No. 1 and 2 in the NBA for reserve players with three-block games - Udoh had 14 and Sanders had 12. Udoh also finished the season ranked 11th in the league for blocks per game with 1.67.
- The Bucks bench ranked near the top of the NBA when looking at stats recorded by hoopstats.com. Milwaukee's reserves averaged 33.8 ppg (9th in NBA), 17.5 rpg (5th), 8.4 apg (T-3rd) and 2.6 bpg (T-3rd). Additionally, the Bucks bench scored an average of 5.2 more points per game than their opponent's bench, good for 5th in the NBA.

### PLAYOFF RECORD:

- Did not qualify

### HONORS:

- None

# 2011-12 MILWAUKEE BUCKS

## REGULAR SEASON DAY-BY-DAY

Gm	Date	Opponent	W-L	Score	Record	Bucks High Scorer	Opp. High Scorer	Atten.
1	12/26	@ Charlotte	L	95-96	0-1	Jennings, 22	Augustin, 19	17,173
2	12/27	Minnesota	W	98-95	1-1	Jennings, 24	Love, 31	17,352
3	12/30	Washington	W	102-81	2-1	Jennings, 22	Crawford, 24	17,065
4	1/2	@ Denver	L	86-91	2-2	Jackson, 17	Gallinari, 21	14,142
5	1/3	@ Utah	L	73-85	2-3	Gooden, 24	Jefferson, 26	17,756
6	1/5	@ Sacramento	W	100-103	2-4	Jennings, 31	Thornton, 27	11,813
7	1/7	@ L.A. Clippers	L	86-92	2-5	Jennings, 21	Griffin, 22	19,229
8	1/8	@ Phoenix	L	93-109	2-6	Harris, 15	Gortat, 18	13,420
9	1/10	San Antonio	W	106-103	3-6	Jackson, 34	Parker, 22	11,585
10	1/12	Detroit	W	102-93	4-6	Jennings, 27	Monroe, 32	11,465
11	1/13	@ Dallas	L	76-102	4-7	Jennings, 19	Terry, 17	20,112
12	1/16	@ Philadelphia	L	82-94	4-8	Bogut, 20	Holiday, 24	17,281
13	1/17	Denver	L	95-105	4-9	Jennings, 30	Brewer, 22	11,322
14	1/20	@ New York	W	100-86	5-9	Jennings, 36	Anthony, 35	19,763
15	1/22	@ Miami	W	91-82	6-9	Jennings, 23	James, 28	19,600
16	1/23	Atlanta	L	92-97	6-10	Jennings, 19	J. Johnson, 26	13,048
17	1/25	@ Houston	W	105-99	7-10	Jackson/Jennings, 20	Martin, 29	10,573
18	1/27	@ Chicago	L	100-107	7-11	Jennings, 25	Rose, 34	22,368
19	1/28	L.A. Lakers	W	100-89	8-11	Gooden, 23	Bryant, 27	18,027
20	1/30	Detroit	W	103-82	9-11	Jennings, 21	Stuckey, 19	13,103
21	2/1	Miami	W	105-97	10-11	Jennings, 31	James, 40	16,116
22	2/3	@ Detroit	L	80-88	10-12	Jennings, 20	Knight, 26	13,181
23	2/4	Chicago	L	90-113	10-13	Gooden, 24	Rose, 26	18,717*
24	2/7	Phoenix	L	105-107	10-14	Gooden, 25	Gortat, 21	13,203
25	2/8	@ Toronto	W	105-99	11-14	Delfino, 25	DeRozan, 25	15,291
26	2/10	@ Cleveland	W	113-112(OT)	12-14	Jennings, 24	Jamison, 34	15,195
27	2/11	Orlando	L	94-99	12-15	Gooden, 21	J. Richardson, 31	17,723
28	2/13	Miami	L	96-114	12-16	Delfino, 24	James, 35	16,749
29	2/15	New Orleans	L	89-92	12-17	Ilyasova, 23	Belinelli, 22	12,829
30	2/17	@ Orlando	L	85-94	12-18	Delfino, 16	Howard, 26	18,846
31	2/19	@ New Jersey	W	92-85	13-18	Ilyasova, 29	D. Williams, 26	15,262
32	2/20	Orlando	L	90-93	13-19	Jennings, 22	Howard, 28	13,143
33	2/22	@ Chicago	L	91-110	13-20	Jennings, 20	Boozer, 20	21,507
34	2/28	Washington	W	119-118	14-20	Dunleavy, 28	Booker, 20	13,548
35	2/29	@ Boston	L	96-102	14-21	Ilyasova, 25	Garnett, 25	18,624
36	3/2	@ Atlanta	L	94-99	14-22	Jennings, 34	Smith, 24	13,311
37	3/3	@ Orlando	L	98-114	14-23	Jennings, 27	Howard, 28	18,846
38	3/5	Philadelphia	W	97-93	15-23	Jennings, 33	Williams, 26	12,315
39	3/7	Chicago	L	104-106	15-24	Ilyasova, 32	Rose, 30	15,389
40	3/9	New York	W	119-114	16-24	Ilyasova, 26	Stoudemire, 27	18,717*
41	3/11	@ Toronto	W	105-99	17-24	Ilyasova, 31	DeRozan, 21	17,316
42	3/12	@ New Jersey	W	105-99	18-24	Jennings, 34	Humphries, 31	12,930
43	3/14	Cleveland	W	115-105	19-24	Ilyasova, 22	Irving, 28	15,319
44	3/16	@ Golden State	W	120-98	20-24	Dunleavy, 24	Lee, 22	19,596
45	3/20	@ Portland	W	116-87	21-24	Gooden, 19	Aldridge/Matthews, 21	20,387
46	3/22	Boston	L	91-100	21-25	Jennings, 19	Pierce, 25	15,171
47	3/23	@ Charlotte	W	112-92	22-25	Mbah a Moute, 20	Henderson, 29	13,729
48	3/24	Indiana	L	104-125	22-26	Ilyasova, 22	Hill, 24	16,207
49	3/26	@ New York	L	80-89	22-27	Dunleavy, 26	Anthony, 28	19,763
50	3/27	Atlanta	W	108-101	23-27	Ellis, 33	Smith, 30	12,223
51	3/30	@ Cleveland	W	121-84	24-27	Jennings, 28	Irving, 29	16,099
52	3/31	Memphis	L	95-99	24-28	Jennings, 24	Mayo, 24	17,106
53	4/2	@ Washington	W	112-98	25-28	Jennings, 19	Crawford, 23	16,234
54	4/4	Cleveland	W	107-98	26-28	Ellis, 30	Parker, 27	11,849
55	4/6	Charlotte	W	95-90	27-28	Ellis, 25	Mullens, 31	13,374
56	4/7	Portland	W	116-94	28-28	Jennings/Udrih, 21	Aldridge, 21	14,969
57	4/9	Oklahoma City	L	89-109	28-29	Ilyasova, 18	Westbrook, 26	14,111
58	4/11	New York	L	107-111	28-30	Ellis, 35	Anthony, 32	15,534
59	4/13	@ Detroit	W	113-97	29-30	Gooden, 26	Knight, 25	15,255
60	4/14	Indiana	L	99-105	29-31	Ellis, 20	Hibbert, 23	15,143
61	4/18	@ Washington	L	112-121	29-32	Ellis, 31	Crawford, 32	14,141
62	4/19	@ Indiana	L	109-118	29-33	Jennings, 27	Granger, 29	12,453
63	4/21	New Jersey	W	106-95	30-33	Jennings, 30	Wallace, 18	15,939
64	4/23	Toronto	W	92-86	31-33	Jennings, 25	J. Johnson, 22	13,867
65	4/25	Philadelphia	L	85-90	31-34	Jennings, 19	Turner, 29	13,489
66	4/26	@ Boston	L	74-87	31-35	Harris, 16	Bradley, 14	18,624

\* denotes sellout

GENERAL INFO

FRONT OFFICE

PLAYERS

2012-13 SEASON

STATS & RECORDS

HISTORY

NBA

OPPONENTS

MEDIA















# ALL-TIME ROSTER

Season	G-GS	MIN	FGM-A	PCT	FTM-A	PCT	OFF-DEF	TOT	AST	PF-D	ST	TO	BS	TP	RPG	APG	PPG
--------	------	-----	-------	-----	-------	-----	---------	-----	-----	------	----	----	----	----	-----	-----	-----

Three-point field goals: None attempted.

## AUSTIN CROSHERE - 6-9 - 235 - Born 5/1/75 - Providence - Drafted by Indiana, First Round, 1997

Season	G-GS	MIN	FGM-A	PCT	FTM-A	PCT	OFF-DEF	TOT	AST	PF-D	ST	TO	BS	TP	RPG	APG	PPG
--------	------	-----	-------	-----	-------	-----	---------	-----	-----	------	----	----	----	----	-----	-----	-----

Three-point field goals: 5-11 (.455).

## PAT CUMMINGS - 6-9 - 235 - Born 7/11/56 - Cincinnati - Drafted by Milwaukee, Third Round, 1978

Season	G-GS	MIN	FGM-A	PCT	FTM-A	PCT	OFF-DEF	TOT	AST	PF-D	ST	TO	BS	TP	RPG	APG	PPG
--------	------	-----	-------	-----	-------	-----	---------	-----	-----	------	----	----	----	----	-----	-----	-----

Three-point field goals: 0-2 (.000) '80-81; 0-2 (.000) '81-82; Total 0-4 (.000).

PLAYOFFS																	
79-80	6-0	57	11-17	.647	5-6	.833	4-12	16	2	9-0	1	8	0	27	2.7	0.3	4.5
80-81	5-0	25	3-11	.273	3-4	.750	3-3	6	1	2-0	1	1	0	9	1.2	0.2	1.8
81-82	6-0	44	4-11	.364	1-2	.500	3-8	11	2	7-0	0	4	2	9	1.8	0.3	1.5
Total	17-0	126	18-39	.462	9-12	.750	10-23	33	5	18-0	2	13	2	45	1.9	0.3	2.6

Three-point field goals: None attempted.

## TERRY CUMMINGS - 6-9 - 235 - Born 3/15/61 - DePaul - Drafted by San Diego, First Round, 1982

Season	G-GS	MIN	FGM-A	PCT	FTM-A	PCT	OFF-DEF	TOT	AST	PF-D	ST	TO	BS	TP	RPG	APG	PPG
--------	------	-----	-------	-----	-------	-----	---------	-----	-----	------	----	----	----	----	-----	-----	-----

Three-point field goals: 0-1 (.000) '84-85; 0-2 (.000) '85-86; 0-3 (.000) '86-87; 1-3 (.333) '87-88; 7-15 (.467) '88-89; 1-7 (.143) '89-90; Total 9-31 (.290).

PLAYOFFS																	
84-85	8- 8	311	86-149	.577	48-58	.828	21-49	70	20	33-1	12	26	7	220	8.8	2.5	27.5
85-86	14-14	510	130-253	.514	43-62	.694	33-105	138	42	52-0	20	39	16	303	9.9	3.0	21.6
86-87	12-10	443	105-215	.488	57-83	.687	29-66	95	28	51-1	12	15	13	267	7.9	2.3	22.3
87-88	5- 5	193	50-89	.562	29-44	.659	12-27	39	13	16-0	9	12	3	129	7.8	2.6	25.8
88-89	5- 4	124	25-69	.362	14-16	.875	19-14	33	7	16-0	3	4	0	64	6.6	1.4	12.8
Total	44-41	1581	396-775	.511	191-263	.726	114-261	375	110	168-2	56	96	39	983	8.5	2.5	22.3

Three-point field goals: 0-1 (.000) '88-89; Total 0-1 (.000).

ALL-STAR																	
84-85	1-0	16	7-17	.418	3-4	.750	4-3	7	0	1-0	0	0	1	17	7.0	0.0	17.0
88-89	1-0	19	4-9	.444	2-2	1.000	1-4	5	1	4-0	3	0	1	10	5.0	1.0	10.0
Total	2-0	35	11-26	.423	5-6	.833	5-7	12	1	5-0	3	0	2	27	6.0	0.5	13.5

Three-point field goals: None attempted.

## DICK CUNNINGHAM - 6-10 - 252 - Born 7/11/46 - Murray St. (KY) - Drafted by Phoenix, Second Round, 1968

Season	G-GS	MIN	FGM-A	PCT	FTM-A	PCT	OFF-DEF	TOT	AST	PF-D	ST	TO	BS	TP	RPG	APG	PPG
--------	------	-----	-------	-----	-------	-----	---------	-----	-----	------	----	----	----	----	-----	-----	-----

PLAYOFFS																	
69-70	8	45	0-18	.556	1-2	.500	---	12	2	6-0	---	---	---	21	1.5	0.3	2.6
70-71	14	89	9-21	4.29	6-9	.667	---	24	1	10-0	---	---	---	24	1.7	0.1	1.7
72-73	5	17	1-1	1.000	0-0	.000	---	3	2	6-0	---	---	---	2	0.6	0.4	0.4
Total	27	151	20-40	.500	7-11	.636	---	39	5	22-0	---	---	---	47	1.4	0.2	1.7

## DELL CURRY - 6-5 - 205 - Born 6/25/64 - Virginia Tech - Drafted by Utah, First Round, 1986

Season	G-GS	MIN	FGM-A	PCT	FTM-A	PCT	OFF-DEF	TOT	AST	PF-D	ST	TO	BS	TP	RPG	APG	PPG
--------	------	-----	-------	-----	-------	-----	---------	-----	-----	------	----	----	----	----	-----	-----	-----

Three-point field goals: 69-145 (.467).

PLAYOFFS																	
98-99	3-0	49	2-15	.133	4-4	1.00	0-4	4	1	5-0	3	0	0	9	1.3	0.3	3.0

Three-point field goals: 1-8 (.125).

## MICHAEL CURRY - 6-5 - 227 - Born 8/22/68 - Georgia Southern - Not Drafted

Season	G-GS	MIN	FGM-A	PCT	FTM-A	PCT	OFF-DEF	TOT	AST	PF-D	ST	TO	BS	TP	RPG	APG	PPG
--------	------	-----	-------	-----	-------	-----	---------	-----	-----	------	----	----	----	----	-----	-----	-----

Three-point field goals: 4-9 (.444) '97-98; 1-15 (.067) '98-99. Total 5-24 (.208).

PLAYOFFS																	
98-99	3-0	59	7-12	.583	6-6	1.00	1-3	4	3	8-0	2	2	1	20	1.3	1.0	6.7

Three-point field goals: 0-1 (.000).

## SAMUEL DALEMBERT - 6-11 - 250 - Born 5/10/81 - Seton Hall - Drafted by Philadelphia, First Round, 2001

Season	G-GS	MIN	FGM-A	PCT	FTM-A	PCT	OFF-DEF	TOT	AST	PF-D	ST	TO	BS	TP	RPG	APG	PPG
--------	------	-----	-------	-----	-------	-----	---------	-----	-----	------	----	----	----	----	-----	-----	-----

Three-point field goals: 1-1 (1.000).

PLAYOFFS																	
----------	--	--	--	--	--	--	--	--	--	--	--	--	--	--	--	--	--















# ALL-TIME ROSTER

**DARRIN HANCOCK** - 6-7 - 212 - Born 11/3/71 - Kansas - Drafted by Charlotte, Second Round, 1994

Season	G-GS	MIN	FGM-A	PCT	FTM-A	PCT	OFF-DEF	TOT	AST	PF-D	ST	TO	BS	TP	RPG	APG	PPG
96-97	9-0	39	2-6	.333	0-0	---	1-4	5	4	7-0	2	4	0	4	0.6	0.4	0.4
Three-point field goals: None attempted.																	

**TOBIAS HARRIS** - 6-8 - 226 - Born 7/15/92 - Tennessee - Drafted by Charlotte, First Round, 2011

Season	G-GS	MIN	FGM-A	PCT	FTM-A	PCT	OFF-DEF	TOT	AST	PF-D	ST	TO	BS	TP	RPG	APG	PPG
11-12	42-9	479	79-169	.467	44-54	.815	30-71	101	22	45-0	13	31	7	208	2.4	0.5	5.0
12-13	28-14	325	53-115	.461	23-26	.885	17-40	57	13	31-0	8	18	7	136	2.0	0.5	4.9
Total	70-23	804	132-284	.465	67-80	.834	47-111	158	35	76-0	21	49	14	344	2.3	0.5	4.9
Three-point field goals: 6-23 (.261); 7-21 (.333) *12-13; Total 13-44 (.295).																	

**JASON HART** - 6-3 - 185 - Born 4/29/78 - Syracuse - Drafted by Milwaukee, Second Round, 2000

Season	G-GS	MIN	FGM-A	PCT	FTM-A	PCT	OFF-DEF	TOT	AST	PF-D	ST	TO	BS	TP	RPG	APG	PPG
00-01	1-0	10	1-1	1.00	0-0	.000	0-0	0	1	0-0	0	2	0	2	0.0	1.0	2.0
Three-point field goals: None attempted.																	

**CEDRIC HENDERSON** - 6-8 - 230 - Born 10/3/65 - Georgia - Drafted by Atlanta, Second Round, 1986

Season	G-GS	MIN	FGM-A	PCT	FTM-A	PCT	OFF-DEF	TOT	AST	PF-D	ST	TO	BS	TP	RPG	APG	PPG
86-87	2-0	6	2-3	.667	2-2	1.000	1-4	5	0	1-0	0	3	0	6	2.5	0.0	3.0
Three-point field goals: None attempted.																	

**GERALD HENDERSON** - 6-2 - 175 - Born 1/16/56 - VA Commonwealth - Drafted by San Antonio, Third Round, 1978

Season	G-GS	MIN	FGM-A	PCT	FTM-A	PCT	OFF-DEF	TOT	AST	PF-D	ST	TO	BS	TP	RPG	APG	PPG
89-90	11-0	129	11-26	.423	2-2	1.000	3-9	12	13	14-0	8	8	0	27	1.1	1.2	2.5
Three-point field goals: 3-7 (.429).																	

**JEROME HENDERSON** - 6-11 - 230 - Born 10/5/59 - New Mexico - Not Drafted

Season	G-GS	MIN	FGM-A	PCT	FTM-A	PCT	OFF-DEF	TOT	AST	PF-D	ST	TO	BS	TP	RPG	APG	PPG
86-87	6-0	36	4-13	.308	4-4	1.000	2-5	7	0	12-0	1	6	1	12	1.2	0.0	2.0
Three-point field goals: Not attempted.																	

**CONNER HENRY** - 6-7 - 195 - Born 7/21/63 - Cal-Santa Barbara - Drafted by Houston, Fourth Round, 1986

Season	G-GS	MIN	FGM-A	PCT	FTM-A	PCT	OFF-DEF	TOT	AST	PF-D	ST	TO	BS	TP	RPG	APG	PPG
87-88	14-2	145	13-41	.317	4-7	.571	5-14	19	29	1-0	4	14	1	32	1.4	2.1	2.3
Three-point field goals: 2-3 (.667).																	

**STEVE HENSON** - 6-1 - 179 - Born 2/2/68 - Kansas State - Drafted by Milwaukee, Second Round, 1990

Season	G-GS	MIN	FGM-A	PCT	FTM-A	PCT	OFF-DEF	TOT	AST	PF-D	ST	TO	BS	TP	RPG	APG	PPG
90-91	68-0	690	79-189	.418	38-42	.905	14-37	51	83	83-0	32	43	0	214	0.8	1.2	3.1
91-92	50-1	386	52-144	.361	23-29	.793	17-24	41	82	50-0	15	40	1	150	0.8	1.6	3.0
Total	118-1	1076	131-333	.393	61-71	.859	31-61	92	165	133-0	47	83	1	364	0.8	1.4	3.1
Three-point field goals: 18-54 (.333) '90-91; 23-48 (.479) '91-92; Total 41-102 (.402).																	

### PLAYOFFS

90-91	3-0	40	6-12	.500	3-4	.750	0-3	3	3	3-0	1	6	0	17	1.0	1.0	5.7
Three-point field goals: 2-3 (.667).																	

**FRED HETZEL** - 6-8 - 230 - Born 7/21/42 - Davidson - Drafted by San Francisco, First Round, 1965

Season	G-GS	MIN	FGM-A	PCT	FTM-A	PCT	OFF-DEF	TOT	AST	PF-D	ST	TO	BS	TP	RPG	APG	PPG
68-69	53	1591	760-316	.416	211-252	.527	---	473	83	193-6	---	---	---	843	8.9	1.6	15.9

**ARMOND HILL** - 6-4 - 190 - Born 3/31/53 - Princeton - Drafted by Atlanta, First Round, 1976

Season	G-GS	MIN	FGM-A	PCT	FTM-A	PCT	OFF-DEF	TOT	AST	PF-D	ST	TO	BS	TP	RPG	APG	PPG
82-83	14-3	169	14-26	.538	18-22	.818	5-15	20	27	20-0	9	13	0	46	1.4	1.9	3.3
Three-point field goals: None attempted.																	

**TYRONE HILL** - 6-9 - 250 - Born 3/19/68 - Xavier (OH) - Drafted by Golden State, First Round, 1990

Season	G-GS	MIN	FGM-A	PCT	FTM-A	PCT	OFF-DEF	TOT	AST	PF-D	ST	TO	BS	TP	RPG	APG	PPG
98-98	57-56	2064	204-418	.498	155-255	.608	212-396	608	88	230-8	67	106	30	571	10.7	1.5	10.0
98-99	17-17	517	50-118	.424	46-81	.568	51-83	134	17	68-0	18	24	8	146	7.9	1.0	8.6
Total	74-73	2581	258-536	.481	201-336	.598	263-479	742	105	298-8	85	130	38	717	10.0	1.4	9.7
Three-point field goals: 0-1 (.000) '97-98.																	

**DARINGTON HOBSON** - 6-7 - 210 - Born 9/29/87 - New Mexico - Drafted by Milwaukee, Second Round, 2010

Season	G-GS	MIN	FGM-A	PCT	FTM-A	PCT	OFF-DEF	TOT	AST	PF-D	ST	TO	BS	TP	RPG	APG	PPG
11-12	5-0	39	2-13	.154	0-0	---	0-3	3	6	1-0	0	2	0	4	0.6	1.2	0.8
Three-point field goals: 0-6 (.000).																	

**JULIUS HODGE** - 6-7 - 210 - Born 11/18/83 - North Carolina State - Drafted by Denver, First Round, 2005

Season	G-GS	MIN	FGM-A	PCT	FTM-A	PCT	OFF-DEF	TOT	AST	PF-D	ST	TO	BS	TP	RPG	APG	PPG
06-07	5-0	28	4-7	.571	1-2	.500	1-4	5	2	3-0	1	2	0	9	1.0	0.4	1.8
Three-point field goals: None attempted.																	

**CRAIG HODGES** - 6-3 - 190 - Born 6/27/60 - Long Beach State - Drafted by San Diego, Third Round, 1982

Season	G-GS	MIN	FGM-A	PCT	FTM-A	PCT	OFF-DEF	TOT	AST	PF-D	ST	TO	BS	TP	RPG	APG	PPG
84-85	82-63	2496	359-733	.490	106-130	.815	74-112	186	349	262-8	96	135	2	871	2.3	4.3	10.6
85-86	66-66	1739	284-568	.500	75-86	.872	39-78	117	229	157-3	74	89	2	716	1.8	3.5	10.8
86-87	78-43	2147	315-682	.462	131-147	.891	48-92	140	240	189-3	76	124	7	846	1.8	3.1	10.8
87-88	43-0	983	155-345	.449	32-39	.821	12-34	46	109	80-1	30	49	0	397	1.1	2.5	9.2
Total	269-172	7365	1113-2328	.478	344-402	.856	173-316	489	927	688-15	276	397	11	2830	1.8	3.4	10.5
Three-point field goals: 47-135 (.348) '84-85; 73-162 (.451) '85-86; 85-228 (.373) '86-87; 55-118 (.466) '87-88; Total 260-643 (.404).																	

### PLAYOFFS

84-85	8-8	216	28-77	.364	4-5	.800	2-11	13	26	29-2	12	18	1	64	1.6	3.3	8.0
85-86	14-14	460	74-145	.510	27-34	.794	9-16	25	63	44-1	32	24	2	189	1.8	4.5	13.5
86-87	12-0	226	40-77	.519	10-11	.909	11-11	22	20	16-0	9	3	2	95	1.8	1.7	7.9
Total	34-22	902	142-299	.475	41-50	.820	22-38	60	109	89-3	53	45	5	348	1.8	3.2	10.2

GENERAL INFO

FRONT OFFICE

PLAYERS

2012-13 SEASON

STATS & RECORDS

HISTORY

NBA

OPPONENTS

MEDIA

# ALL-TIME ROSTER

## BRAD HOLLAND (CONT.)

														PLAYOFFS				
81-82	1-0	3	1-1	1.000	0-0	.000	0-0	0	1	0-0	0	0	0	2	0.0	1.0	2.0	

Three-point field goals: None attempted.

## JERALD HONEYCUTT - 6-9 - 254 - Born 10/20/74 - Tulane - Drafted by Milwaukee, Second Round, 1997

Season	G-GS	MIN	FGM-A	PCT	FTM-A	PCT	OFF-DEF	TOT	AST	PF-D	ST	TO	BS	TP	RPG	APG	PPG
97-98	38-0	530	90-221	.407	36-58	.621	27-66	93	33	83-0	20	49	6	245	2.4	0.9	6.4
98-99	3-0	12	2-5	.400	1-2	.500	0-1	1	0	6-0	1	1	0	5	0.3	0.0	1.7
Total	41-0	542	92-226	.407	37-60	.617	27-67	94	33	89-0	21	50	6	250	2.3	0.8	6.1

Three-point field goals: 29-77 (.377) '97-98; 0-3 (.000) '98-99; Total 29-80 (.363).

## DAVE HOPPEN - 6-11 - 235 - Born 3/13/64 - Nebraska - Drafted by Atlanta, Third Round, 1986

Season	G-GS	MIN	FGM-A	PCT	FTM-A	PCT	OFF-DEF	TOT	AST	PF-D	ST	TO	BS	TP	RPG	APG	PPG
87-88	3-0	35	4-11	.364	3-3	1.000	4-3	7	2	3-0	0	2	0	11	2.3	0.7	3.7

Three-point field goals: None attempted.

## TITO HOLFORD - 7-1 - 245 - Born 1/19/66 - Miami - Drafted by Milwaukee, Second Round, 1988

Season	G-GS	MIN	FGM-A	PCT	FTM-A	PCT	OFF-DEF	TOT	AST	PF-D	ST	TO	BS	TP	RPG	APG	PPG
88-89	25-0	112	15-46	.326	12-19	.632	9-13	22	3	4-0	1	15	7	42	0.9	0.1	1.7
89-90	35-0	236	8-62	.290	5-24	.208	9-40	59	2	33-0	5	4	6	51	1.7	0.1	1.5
Total	60-0	348	33-108	.306	27-43	.628	28-53	81	5	47-0	6	29	23	93	1.4	0.1	1.6

Three-point field goals: None attempted.

														PLAYOFFS				
89-90	2-0	2	1-1	1.000	0-0	.000	0-0	0	0	0-0	0	0	0	2	0.0	0.0	1.0	

Three-point field goals: None attempted.

## EDDIE HOUSE - 6-1 - 175 - Born 5/14/78 - Arizona State - Drafted by Miami, Second Round, 2000

Season	G-GS	MIN	FGM-A	PCT	FTM-A	PCT	OFF-DEF	TOT	AST	PF-D	ST	TO	BS	TP	RPG	APG	PPG
04-05	5-0	41	6-17	.353	0-0	---	0-3	3	5	3-0	2	0	0	16	0.6	1.0	3.2

Three-point field goals: 4-6 (.667)

## OTIS HOWARD - 6-7 - 230 - Born 11/5/56 - Austin Peay - Drafted by Milwaukee, Fourth Round, 1978

Season	G-GS	MIN	FGM-A	PCT	FTM-A	PCT	OFF-DEF	TOT	AST	PF-D	ST	TO	BS	TP	RPG	APG	PPG
78-79	3-0	22	5-11	.455	0-0	.000	5-2	7	1	8-0	0	2	0	10	2.3	0.3	3.3

## JAY HUMPHRIES - 6-3 - 195 - Born 10/17/62 - Colorado - Drafted by Phoenix, First Round, 1984

Season	G-GS	MIN	FGM-A	PCT	FTM-A	PCT	OFF-DEF	TOT	AST	PF-D	ST	TO	BS	TP	RPG	APG	PPG
87-88	18-0	252	20-54	.370	9-14	.643	5-18	23	41	23-0	20	19	1	49	1.3	2.3	2.7
88-89	73-50	2220	345-714	.483	129-158	.816	70-119	189	405	187-1	142	160	5	844	2.6	5.5	11.6
89-90	81-81	2818	496-1005	.494	224-285	.786	80-189	269	472	253-2	156	151	11	1237	3.3	5.8	15.3
90-91	80-80	2726	482-900	.502	191-239	.799	57-163	220	538	237-2	129	151	7	1215	2.8	6.7	15.2
91-92	71-71	2261	377-803	.469	195-249	.783	44-140	184	466	210-2	119	148	13	991	2.6	6.6	14.0
Total	323-282	10277	1720-3536	.486	748-945	.792	256-629	885	1922	910-7	566	629	37	4336	2.7	6.0	13.4

Three-point field goals: 0-2 (.000) '87-88; 25-94 (.266) '88-89; 21-70 (.300) '89-90; 60-161 (.373) '90-91; 42-144 (.292) '91-92; Total 148-471 (.314).

														PLAYOFFS				
87-88	2-0	18	0-5	.000	0-0	.000	1-2	3	1	6-0	1	1	0	0	1.5	0.5	0.0	
88-89	9-9	323	49-99	.495	30-34	.882	8-19	27	70	29-0	8	12	0	131	3.0	7.8	14.6	
89-90	3-2	79	8-15	.533	10-13	.769	1-4	5	19	6-0	3	8	0	27	1.7	6.3	9.0	
90-91	3-3	123	17-32	.531	9-10	.900	2-4	6	25	17-2	2	6	0	45	2.0	8.3	15.0	
Total	17-14	543	74-151	.490	49-57	.859	12-29	41	115	58-2	14	27	0	203	2.4	6.8	11.9	

Three-point field goals: 3-18 (.167) '88-89; 1-3 (.333) '89-90; 2-5 (.400) '90-91; Total 6-26 (.231).

## LINDSEY HUNTER - 6-2 - 205 - Born 12/3/70 - Jackson State - Drafted by Detroit, First Round, 1993

Season	G-GS	MIN	FGM-A	PCT	FTM-A	PCT	OFF-DEF	TOT	AST	PF-D	ST	TO	BS	TP	RPG	APG	PPG
00-01	82-5	2002	298-783	.381	77-96	.802	32-137	169	222	172-1	102	68	12	825	2.1	2.7	10.1

Three-point field goals: 152-407 (.373).

														PLAYOFFS				
00-01	18-0	289	24-99	.242	8-11	.727	2-29	31	34	24-0	14	13	3	64	1.7	1.9	3.6	

Three-point field goals: 8-53 (.151).

## ROYAL IVEY - 6-4 - 215 - Born 12/20/81 - Texas - Drafted by Atlanta, Second Round, 2004

Season	G-GS	MIN	FGM-A	PCT	FTM-A	PCT	OFF-DEF	TOT	AST	PF-D	ST	TO	BS	TP	RPG	APG	PPG
07-08	75-20	1437	149-378	.394	85-117	.726	38-80	118	180	166-1	45	75	7	418	1.6	2.1	5.6
08-09	18-0	90	9-28	.321	3-5	.600	1-7	8	10	14-0	9	6	0	23	0.4	0.6	1.3
Total	93-20	1527	158-406	.389	88-122	.721	39-87	126	170	180-1	54	81	7	441	1.4	1.8	4.7

Three-point field goals: 35-107 (.327) '07-08; 2-11 (.182) '09-10; Total 37-118 (.314).

														PLAYOFFS				
09-10	3-0	11	2-6	.333	0-0	---	0-0	0	2	1-0	0	1	1	4	0.0	0.7	1.3	

Three-point field goals: 0-2 (.000)

## DARNELL JACKSON - 6-9 - 253 - Born 11/7/85 - Kansas - Drafted by Miami, Second Round, 2008

Season	G-GS	MIN	FGM-A	PCT	FTM-A	PCT	OFF-DEF	TOT	AST	PF-D	ST	TO	BS	TP	RPG	APG	PPG
09-10	1-0	9	1-5	.200	0-0	---	1-1	2	0	2-0	0	0	0	2	2.0	0.0	2.0

Three-point field goals: None attempted.

## JERMAINE JACKSON - 6-5 - 204 - Born 6/7/76 - Detroit Mercy - Not Drafted

Season	G-GS	MIN	FGM-A	PCT	FTM-A	PCT	OFF-DEF	TOT	AST	PF-D	ST	TO	BS	TP	RPG	APG	PPG
05-06	30-2	202	11-26	.423	12-14	.857	8-19-27	13	25	19-0	4	13	1	35	0.4	0.8	1.2

Three-point field goals: 1-4 (.250) '05-06

														PLAYOFFS				
05-06	2-0	4	0-2	.000	0-0	.000	0-0	0	2	1-0	0	0	0	0	0.0	1.0	0.0	

Three-point field goals: None attempted.

## STEPHEN JACKSON - 6-8 - 220 - Born 4/5/78 - Oak Hill Academy (HS) - Drafted by Phoenix, Second Round, 1997

Season	G-GS	MIN	FGM-A	PCT	FTM-A	PCT	OFF-DEF	TOT	AST	PF-D	ST	TO	BS	TP	RPG	APG	PPG
11-12	26-13	712	97-272	.357	50-60	.833	16-66	82	77	61-1	26	66	6	274	3.2	3.0	10.5

Three-point field goals: 30-108 (.278).



# ALL-TIME ROSTER

## DAMON JONES - 6-3 - 185 - Born 8/25/76 - University of Houston - Not Drafted

Season	G-GS	MIN	FGM-A	PCT	FTM-A	PCT	OFF-DEF	TOT	AST	PF-D	ST	TO	BS	TP	RPG	APG	PPG
03-04	82-26	2016	210-524	.401	55-72	.764	15-155	170	478	92-0	30	103	4	573	2.1	5.8	7.0
08-09	18-0	108	11-34	.324	0-0	---	0-6	6	7	4-0	3	6	0	33	0.3	0.4	1.8
Total	100-26	2124	221-558	.396	55-72	.764	15-161	176	485	96-0	33	109	4	606	1.8	4.9	6.1

Three-point field goals: 98-273 (.359) '03-04; 11-28 (.393) '08-09; Total 109-301 (.362).

### PLAYOFFS

03-04	5-5	144	18-34	.529	4-6	.667	2-18	20	37	14-0	5	9	0	50	4.0	7.4	10.0
Three-point field goals: 10-21 (.476)																	

## EARL JONES - 6-11 - 235 - Born 11/13/61 - District of Columbia - Drafted by LA Lakers, First Round, 1984

Season	G-GS	MIN	FGM-A	PCT	FTM-A	PCT	OFF-DEF	TOT	AST	PF-D	ST	TO	BS	TP	RPG	APG	PPG
85-86	12-0	43	5-12	.417	3-4	.750	4-6	10	4	13-0	0	7	1	13	0.8	0.3	1.1

Three-point field goals: None attempted.

## WALI JONES - 6-2 - 185 - Born 2/14/42 - Villanova - Drafted by Detroit, Third Round, 1964

Season	G-GS	MIN	FGM-A	PCT	FTM-A	PCT	OFF-DEF	TOT	AST	PF-D	ST	TO	BS	TP	RPG	APG	PPG
71-72	48	1030	144-354	.407	74-90	.822	---	75	141	112-0	---	---	---	362	1.6	2.9	7.5
72-73	27	419	59-145	.407	16-18	.889	---	29	56	39-0	---	---	---	134	1.1	2.1	5.0
Total	75	1449	203-499	.407	90-108	.833	---	104	197	151-0	---	---	---	496	1.4	2.6	6.6

### PLAYOFFS

71-72	9	200	36-82	.439	18-21	.857	---	18	20	27-1	---	---	---	90	2.0	2.2	10.0
-------	---	-----	-------	------	-------	------	-----	----	----	------	-----	-----	-----	----	-----	-----	------

## ADONIS JORDAN - 5-11 - 170 - Born 8/21/70 - Kansas - Drafted by Seattle, Second Round, 1993

Season	G-GS	MIN	FGM-A	PCT	FTM-A	PCT	OFF-DEF	TOT	AST	PF-D	ST	TO	BS	TP	RPG	APG	PPG
98-99	4-0	18	2-4	.500	2-4	.500	0-0	0	3	0-0	0	2	0	6	0.0	0.8	1.5

Three-point field goals: 0-2 (.000).

## JEROME KERSEY - 6-7 - 245 - Born 6/26/62 - Longwood (VA) - Drafted by Portland, Second Round, 1984

Season	G-GS	MIN	FGM-A	PCT	FTM-A	PCT	OFF-DEF	TOT	AST	PF-D	ST	TO	BS	TP	RPG	APG	PPG
00-01	22-2	243	32-69	.464	8-16	.500	8-37	45	15	36-1	14	6	8	72	2.0	0.7	3.3

Three-point field goals: 0-1 (.000).

## RANDOLPH KEYS - 6-7 - 210 - Born 4/19/66 - Southern Miss - Drafted by Cleveland, First Round, 1988

Season	G-GS	MIN	FGM-A	PCT	FTM-A	PCT	OFF-DEF	TOT	AST	PF-D	ST	TO	BS	TP	RPG	APG	PPG
95-96	69-1	816	87-208	.418	36-43	.837	41-84	125	65	139-2	32	33	6	232	1.8	0.9	3.4

Three-point field goals: 22-71 (.310).

## TOBY KIMBALL - 6-8 - 225 - Born 9/7/42 - Connecticut - Drafted by Boston, Third Round, 1965

Season	G-GS	MIN	FGM-A	PCT	FTM-A	PCT	OFF-DEF	TOT	AST	PF-D	ST	TO	BS	TP	RPG	APG	PPG
71-72	74-9	971	107-229	.467	44-81	.543	---	312	60	137-0	---	---	---	258	4.2	0.8	3.5

### PLAYOFFS

71-72	7	36	5-12	.417	2-2	1.000	---	6	2	3-0	---	---	---	12	0.9	0.3	1.7
-------	---	----	------	------	-----	-------	-----	---	---	-----	-----	-----	-----	----	-----	-----	-----

## BREVIN KNIGHT - 5-10 - 170 - Born 11/8/75 - Stanford - Drafted by Cleveland, First Round, 1997

Season	G-GS	MIN	FGM-A	PCT	FTM-A	PCT	OFF-DEF	TOT	AST	PF-D	ST	TO	BS	TP	RPG	APG	PPG
03-04	21-1	420	46-105	.438	30-38	.789	3-45	48	98	56-1	29	25	0	123	2.3	4.7	5.9

Three-point field goals: 1-3 (.333).

### PLAYOFFS

03-04	5-0	101	6-23	.261	9-11	.818	3-8	11	17	12-1	14	7	1	21	2.2	3.4	4.2
Three-point field goals: None attempted.																	

## FRANK KORNET - 6-9 - 231 - Born 1/27/67 - Vanderbilt - Drafted by Milwaukee, Second Round, 1989

Season	G-GS	MIN	FGM-A	PCT	FTM-A	PCT	OFF-DEF	TOT	AST	PF-D	ST	TO	BS	TP	RPG	APG	PPG
89-90	57-0	438	42-114	.368	24-39	.615	25-46	71	21	54-0	14	23	3	113	1.2	0.4	2.0
90-91	32-0	157	23-62	.371	7-13	.538	10-14	24	9	28-0	5	11	1	58	0.8	0.3	1.8
Total	89-0	595	65-176	.369	31-52	.596	35-60	95	30	82-0	19	34	4	171	1.1	0.3	1.9

Three-point field goals: 5-20 (.250) '89-90; 5-18 (.278) '90-91; Total 10-38 (.263).

### PLAYOFFS

89-90	2-0	4	0-1	.000	0-0	.000	0-1	1	0	1-0	0	1	0	0	0.5	0.0	0.0
Three-point field goals: 0-1 (.000).																	

## LARRY KRYSKOWIAK - 6-10 - 245 - Born 9/23/64 - Montana - Drafted by Chicago, Second Round, 1986

Season	G-GS	MIN	FGM-A	PCT	FTM-A	PCT	OFF-DEF	TOT	AST	PF-D	ST	TO	BS	TP	RPG	APG	PPG
87-88	50-7	1050	128-266	.481	103-127	.811	88-143	231	50	137-0	18	57	8	359	4.6	1.0	7.2
88-89	80-77	2472	362-766	.473	289-351	.823	198-412	610	107	219-0	93	147	9	1017	7.6	1.3	12.7
89-90	16-7	381	43-118	.364	26-33	.788	16-60	76	25	41-0	10	19	2	112	4.8	1.6	7.0
90-91 - Injured - DNP																	
91-92	79-16	1848	293-660	.444	128-169	.757	131-298	429	114	218-2	54	115	12	714	5.4	1.4	9.0
Total	225-107	5751	826-1810	.456	546-680	.803	433-913	1346	296	615-2	175	338	31	2202	6.0	1.3	9.8

Three-point field goals: 0-3 (.000) '87-88; 4-12 (.333) '88-89; 0-2 (.000) '89-90; 0-5 (.000) '91-92; Total 4-22 (.182).

### PLAYOFFS

87-88	5-5	163	13-29	.448	16-18	.889	13-21	34	7	17-0	4	5	0	42	6.8	1.4	8.4
88-89	8-8	239	29-68	.426	27-31	.871	14-31	45	12	22-0	2	16	1	85	5.6	1.5	10.6
90-91	3-0	25	1-6	.167	0-0	.000	0-3	3	2	3-0	1	0	0	2	1.0	0.7	0.7
Total	16-13	427	43-103	.417	43-49	.878	27-55	82	21	42-0	7	21	1	129	5.1	1.3	8.1
Three-point field goals: 0-2 (.000) '88-89.																	

## STEVE KUBERSKI - 6-8 - 215 - Born 11/6/47 - Bradley - Drafted by Boston, Fourth Round, 1969

Season	G-GS	MIN	FGM-A	PCT	FTM-A	PCT	OFF-DEF	TOT	AST	PF-D	ST	TO	BS	TP	RPG	APG	PPG
74-75	59-2	517	62-159	.390	44-56	.786	52-71	123	35	59-0	11	---	3	168	2.1	0.6	2.8

**TONI KUKOC - 6-11 - 235 - Born 9/18/68 - Croatia - Drafted by Chicago, Second Round, 1990**

Season	G-GS	MIN	FGM-A	PCT	FTM-A	PCT	OFF-DEF	TOT	AST	PF-D	ST	TO	BS	TP	RPG	APG	PPG
02-03	63-0	1704	249-577	.432	137-194	.706	67-199	266	230	134-0	81	122	29	730	4.2	3.7	11.6
03-04	73-0	1522	211-506	.417	145-199	.729	60-211	271	200	110-0	59	110	21	616	3.7	2.7	8.4
04-05	53-6	1099	105-256	.410	44-61	.721	31-129	160	160	70-0	39	64	13	296	3.0	3.0	5.6
05-06	65-0	1018	116-298	.389	40-56	.714	26-124	150	139	87-0	33	66	17	317	2.3	2.1	4.9
Total	254-6	5343	681-1637	.416	366-510	.718	184-663	847	729	401	212	362	80	1959	3.3	2.9	7.7

Three-point field goals: 95-263 (.361) '02-03; 49-168 (.292) '03-04; 42-116 (.362) '04-05; 45-147 (.306) '05-06

PLAYOFFS																		
02-03	6-0	184	32-65	.492	14-20	.700	6-19	25	22	12-0	13	11	1	89	4.2	3.7	14.8	
03-04	5-0	105	17-34	.500	4-8	.500	4-10	14	4	11-0	3	6	2	42	2.8	0.8	8.4	
05-06	3-0	53	8-14	.571	1-2	.500	0-5	5	9	8-0	1	3	0	22	1.7	3.0	7.3	
Total	14-0	342	57-113	.504	19-30	.633	10-34	44	35	31-0	17	20	3	153	3.1	2.5	10.9	

Three-point field goals: 11-29 (.379) '02-03; 4-12 (.333) '03-04; 5-8 (.625) '05-06

**DORON LAMB - 6-4 - 210 - Born 11/6/91 - Kentucky - Drafted by Milwaukee, Second Round, 2012**

Season	G-GS	MIN	FGM-A	PCT	FTM-A	PCT	OFF-DEF	TOT	AST	PF-D	ST	TO	BS	TP	RPG	APG	PPG
12-13	23-0	280	33-95	.347	8-15	.533	3-14	17	20	27-0	7	16	0	78	0.7	0.9	3.4

Three-point field goals: 4-16 (.250)

**JEFF LAMP - 6-5 - 195 - Born 3/9/59 - Virginia - Drafted by Portland, First Round, 1981**

Season	G-GS	MIN	FGM-A	PCT	FTM-A	PCT	OFF-DEF	TOT	AST	PF-D	ST	TO	BS	TP	RPG	APG	PPG
85-86	44-1	701	109-243	.449	55-64	.859	34-87	121	64	88-1	20	30	3	276	2.8	1.5	6.3

Three-point field goals: 3-13 (.231)

**JEROME LANE - 6-6 - 230 - Born 12/4/66 - Pittsburgh - Drafted by Denver, First Round, 1988**

Season	G-GS	MIN	FGM-A	PCT	FTM-A	PCT	OFF-DEF	TOT	AST	PF-D	ST	TO	BS	TP	RPG	APG	PPG
91-92	2-0	6	1-1	1.000	1-2	.500	1-3	4	0	1-0	0	1	0	3	2.0	0.0	1.5

Three-point field goals: None attempted.

**ANDREW LANG - 6-11 - 265 - Born 6/28/66 - Arkansas - Drafted by Phoenix, First Round, 1988**

Season	G-GS	MIN	FGM-A	PCT	FTM-A	PCT	OFF-DEF	TOT	AST	PF-D	ST	TO	BS	TP	RPG	APG	PPG
96-97	52-52	1194	115-248	.464	44-61	.721	94-184	278	25	140-4	26	39	47	274	5.3	0.5	5.3
97-98	57-0	692	54-143	.378	44-57	.772	56-97	153	16	101-0	18	33	27	152	2.7	0.3	2.7
Total	109-52	1886	169-391	.432	88-118	.746	150-281	431	41	241-4	44	72	74	426	4.0	0.4	3.9

Three-point field goals: 0-0 (.000) '96-97; 0-1 (.000) '97-98.

**DAN LANGHI - 6-9 - 210 - Born 11/28/77 - Vanderbilt - Drafted by Dallas, Second Round, 2000**

Season	G-GS	MIN	FGM-A	PCT	FTM-A	PCT	OFF-DEF	TOT	AST	PF-D	ST	TO	BS	TP	RPG	APG	PPG
03-04	2-0	20	3-8	.375	0-0	.000	0-1	1	0	2-0	0	0	0	7	0.5	0.0	3.5

Three-point field goals: 1-2 (.500)

**BOB LANIER - 6-10 - 268 - Born 9/10/48 - St. Bonaventure - Drafted by Detroit, First Round, 1970**

Season	G-GS	MIN	FGM-A	PCT	FTM-A	PCT	OFF-DEF	TOT	AST	PF-D	ST	TO	BS	TP	RPG	APG	PPG
79-80	26-26	739	147-283	.519	113-144	.785	44-135	179	62	70-1	36	49	29	408	6.9	2.7	15.7
80-81	67-64	1753	376-716	.525	208-277	.751	128-285	413	179	184-0	73	139	81	961	6.2	2.4	14.3
81-82	74-72	1986	407-729	.558	182-242	.752	92-296	388	219	211-3	72	166	56	996	5.2	3.0	13.5
82-83	39-35	978	163-332	.491	91-133	.684	58-142	200	105	125-2	34	82	24	417	5.1	2.7	10.7
83-84	72-72	2007	392-885	.572	194-274	.708	141-314	455	186	228-8	58	163	51	978	6.3	2.6	13.6
Total	278-269	7463	1485-2745	.548	788-1070	.736	463-1172	1635	751	818-14	273	599	241	3760	5.9	2.7	13.5

Three-point field goals: 1-1 (1.000) '79-80; 1-1 (1.000) '80-81; 0-2 (.000) '81-82; 0-1 (.000) '82-83; 0-3 (.000) '83-84; Total 2-8 (.250)

PLAYOFFS																		
79-80	7-7	256	52-101	.515	31-42	.738	17-48	65	31	23-0	7	17	8	135	9.3	4.4	19.3	
80-81	7-7	236	50-85	.588	23-32	.719	12-40	52	28	18-0	12	14	8	123	7.4	4.0	17.6	
81-82	6-6	212	41-80	.513	14-25	.560	18-27	45	22	21-1	8	14	5	96	7.5	3.7	16.0	
82-83	9-9	250	51-89	.573	21-35	.600	17-46	63	23	32-2	5	21	14	123	7.0	2.6	13.7	
83-84	16-16	499	82-171	.480	39-44	.886	32-85	117	55	57-1	11	38	10	203	7.3	3.4	12.7	
Total	45-45	1453	276-526	.525	128-178	.719	96-246	342	159	151-4	43	104	45	680	7.6	3.5	15.1	

Three-point field goals: 0-1 (.000) '81-82.

ALL-STAR																		
81-82	1-0	11	3-7	.429	2-2	1.000	2-1	3	0	3-0	0	1	1	8	3.0	0.0	8.0	

**RICH LAUREL - 6-5 - 190 - Born 7/11/54 - Hofstra - Drafted by Portland, First Round, 1977**

Season	G-GS	MIN	FGM-A	PCT	FTM-A	PCT	OFF-DEF	TOT	AST	PF-D	ST	TO	BS	TP	RPG	APG	PPG
77-78	10-0	57	10-31	.323	4-4	1.000	6-4	10	3	10-0	3	4	1	24	1.0	0.3	2.4

**RUSSELL LEE - 6-5 - 185 - Born 1/27/50 - Marshall - Drafted by Milwaukee, First Round, 1972**

Season	G-GS	MIN	FGM-A	PCT	FTM-A	PCT	OFF-DEF	TOT	AST	PF-D	ST	TO	BS	TP	RPG	APG	PPG	
72-73	46-0	277	49-127	.386	32-43	.744	---	43	38	36-0	---	---	---	130	0.9	0.8	2.8	
73-74	36-0	166	38-94	.404	11-16	.688	16-24	40	20	29-0	11	---	---	0	87	1.1	0.6	2.4
Total	82-0	443	87-221	.394	43-59	.729	16-24	83	58	65-0	11	---	---	0	217	1.0	0.7	2.6

PLAYOFFS																		
72-73	5	13	8-14	.571	0-0	.000	---	4	2	1-0	---	---	---	16	0.8	0.4	3.2	
73-74	6	12	5-8	.625	1-4	.250	1-2	3	1	0-0	3	---	---	1	0.5	0.2	1.8	
Total	11	25	13-22	.591	1-4	.250	1-2	7	3	1-0	3	---	---	1	27	0.6	0.3	2.5

**JON LEUER - 6-10 - 228 - Born 5/14/89 - Wisconsin - Drafted by Milwaukee, Second Round, 2011**

Season	G-GS	MIN	FGM-A	PCT	FTM-A	PCT	OFF-DEF	TOT	AST	PF-D	ST	TO	BS	TP	RPG	APG	PPG
11-12	46-12	555	97-191	.508	21-28	.750	45-75	120	25	67-0	14	18	17	218	2.6	0.5	4.7

Three-point field goals: 3-9 (.333)

GENERAL INFO  
FRONT OFFICE  
PLAYERS  
2012-13 SEASON  
STATS & RECORDS  
HISTORY  
NBA  
OPPONENTS  
MEDIA

# ALL-TIME ROSTER

## ALTON LISTER - 7-0 - 248 - Born 10/1/58 - Arizona State - Drafted by Milwaukee, First Round, 1981

Season	G-GS	MIN	FGM-A	PCT	FTM-A	PCT	OFF-DEF	TOT	AST	PF-D	ST	TO	BS	TP	RPG	APG	PPG
81-82	80-23	1186	149-287	.519	64-123	.520	108-279	387	84	239-4	18	129	118	362	4.8	1.1	4.5
82-83	80-37	1885	272-514	.529	130-242	.537	168-400	568	111	328-18	50	186	177	674	7.1	1.4	8.4
83-84	82-72	1955	256-512	.500	114-182	.626	156-447	603	10	327-11	41	153	140	626	7.4	0.1	7.6
84-85	81-80	2091	322-598	.538	154-262	.588	219-428	647	127	287-5	49	183	167	798	8.0	1.6	9.9
85-86	81-19	1812	318-577	.551	160-266	.602	199-393	592	101	300-8	49	161	142	796	7.3	1.2	9.8
94-95	60-32	776	66-134	.493	35-70	.500	67-169	236	12	146-3	16	38	57	167	3.9	0.2	2.8
95-96	7-5	88	4-9	.444	2-2	1.000	7-22	29	4	15-0	0	4	3	10	4.1	0.6	1.4
Total	471-268	9793	1387-2631	.527	659-1147	.575	924-2138	3062	549	1642-49	223	854	804	3433	6.5	1.2	7.3

Three-point field goals: 0-1 (.000) '84-85; 0-2 (.000) '85-86; 0-1 (.000) '94-95; Total 0-4 (.000).

**PLAYOFFS**

81-82	6-5	112	14-24	.583	5-7	.714	6-21	27	5	23-0	2	9	15	33	4.5	0.8	5.5
82-83	9-5	206	27-63	.429	4-5	.800	21-40	61	11	30-1	9	17	15	58	6.8	1.2	6.4
83-84	16-12	368	39-78	.500	30-48	.625	26-70	96	10	63-2	5	27	24	108	6.0	0.6	6.8
84-85	8-8	203	27-60	.450	15-32	.469	27-35	62	15	36-1	6	16	15	69	7.8	1.9	8.6
85-86	14-1	335	66-103	.641	35-58	.603	37-59	96	12	56-3	7	21	22	167	6.9	0.9	11.9
Total	53-31	1224	173-328	.527	79-150	.527	117-225	342	53	208-7	29	90	91	435	6.5	1.0	8.2

Three-point field goals: 0-1 (.000) '82-83; 0-1 (.000) '85-86; Total 0-2 (.000).

## SHAUN LIVINGSTON - 6-7 - 175 - Born 9/11/85 - Peoria Central H.S. - Drafted by LA Clippers, First Round, 2004

Season	G-GS	MIN	FGM-A	PCT	FTM-A	PCT	OFF-DEF	TOT	AST	PF-D	ST	TO	BS	TP	RPG	APG	PPG
11-12	58-27	1092	127-271	.469	62-79	.785	39-84	123	122	79-0	27	66	20	318	2.1	2.1	5.5

Three-point field goals: 2-3 (.667)

## SCOTT LLOYD - 6-10 - 230 - Born 12/19/52 - Arizona State - Drafted by Milwaukee, Second Round, 1976

Season	G-GS	MIN	FGM-A	PCT	FTM-A	PCT	OFF-DEF	TOT	AST	PF-D	ST	TO	BS	TP	RPG	APG	PPG
76-77	69-0	1025	153-324	.472	95-126	.754	81-129	210	33	158-5	21	—	13	401	3.0	0.5	5.8
77-78	14-0	112	12-33	.364	6-10	.600	7-19	26	9	22-0	3	7	5	30	1.9	0.6	2.1
Total	83-0	1137	165-357	.462	101-136	.743	88-148	236	42	180-5	24	7	18	431	2.8	0.5	5.2

## BRAD LOHAUS - 6-11 - 238 - Born 9/29/64 - Iowa - Drafted by Boston, Second Round, 1987

Season	G-GS	MIN	FGM-A	PCT	FTM-A	PCT	OFF-DEF	TOT	AST	PF-D	ST	TO	BS	TP	RPG	APG	PPG
89-90	52-17	1353	211-461	.458	54-77	.701	77-218	295	106	145-2	44	64	66	522	5.7	2.0	10.0
90-91	81-3	1219	179-415	.431	37-54	.685	59-158	217	75	170-3	50	60	74	428	2.7	0.9	5.3
91-92	70-8	1081	162-360	.450	27-41	.659	65-184	249	74	144-4	40	46	71	408	3.6	1.1	5.8
92-93	80-24	1766	283-614	.461	73-101	.723	59-217	276	127	178-1	47	93	74	724	3.5	1.6	9.1
93-94	67-2	962	102-281	.363	20-29	.690	33-117	150	62	142-3	30	58	55	270	2.2	0.9	4.0
Total	350-54	6381	937-2131	.439	211-302	.699	293-894	1187	444	779-14	211	321	340	2352	3.4	1.3	6.8

Three-point field goals: 46-121 (.380) '89-90; 33-119 (.277) '90-91; 57-144 (.396) '91-92; 85-230 (.370) '92-93; 46-134 (.343) '93-94; Total 267-758 (.352).

**PLAYOFFS**

89-90	4-4	147	16-40	.400	0-0	.000	4-23	27	5	17-1	8	9	9	38	6.8	1.3	9.5
90-91	3-0	41	5-16	.313	1-2	.500	4-5	9	1	6-0	0	3	0	14	3.0	0.3	4.7
Total	7-4	188	21-56	.375	1-2	.500	8-28	36	6	23-1	8	12	9	52	5.1	0.9	7.4

Three-point field goals: 6-16 (.375) '89-90; 3-8 (.375) '90-91; Total 9-24 (.375).

## BOB LOVE - 6-8 - 215 - Born 12/8/42 - Southern - Drafted by Cincinnati, Fourth Round, 1965

Season	G-GS	MIN	FGM-A	PCT	FTM-A	PCT	OFF-DEF	TOT	AST	PF-D	ST	TO	BS	TP	RPG	APG	PPG
68-69	14	227	39-106	.368	29-38	.763	---	64	3	22-0	---	---	---	107	4.6	0.2	7.6

## CHARLES LOWERY - 6-3 - 185 - Born 11/12/49 - Puget Sound - Drafted by Seattle, Eighth Round, 1971

Season	G-GS	MIN	FGM-A	PCT	FTM-A	PCT	OFF-DEF	TOT	AST	PF-D	ST	TO	BS	TP	RPG	APG	PPG
71-72	20-0	134	17-38	.447	11-18	.611	---	19	14	16-1	---	---	---	45	1.0	0.7	2.3

**PLAYOFFS**

71-72	7	26	2-8	.250	2-3	.667	---	3	1	4-0	---	---	---	6	0.4	0.1	0.9
-------	---	----	-----	------	-----	------	-----	---	---	-----	-----	-----	-----	---	-----	-----	-----

## JOHN LUCAS - 6-3 - 185 - Born 10/31/53 - Maryland - Drafted by Houston, First Round, 1976

Season	G-GS	MIN	FGM-A	PCT	FTM-A	PCT	OFF-DEF	TOT	AST	PF-D	ST	TO	BS	TP	RPG	APG	PPG
86-87	43-40	1358	285-624	.457	137-174	.787	29-96	125	290	82-0	71	89	6	753	2.9	6.7	17.5
87-88	81-22	1766	281-631	.445	130-162	.802	29-130	159	392	102-1	88	125	3	743	2.0	4.8	9.2
Total	124-62	3124	566-1255	.451	267-336	.795	58-226	284	682	184-1	159	214	9	1496	2.3	5.5	12.1

Three-point field goals: 46-126 (.365) '86-87; 51-151 (.338) '87-88; Total 97-277 (.350).

**PLAYOFFS**

86-87	12-12	362	68-150	.453	39-48	.813	4-21	25	62	17-0	14	20	1	187	2.1	5.2	15.6
87-88	5-0	80	10-27	.370	6-9	.667	5-3	8	19	5-0	5	6	0	29	1.6	3.8	5.8
Total	17-12	442	78-177	.441	45-57	.789	9-24	33	81	22-0	19	26	1	216	1.9	4.8	12.7

Three-point field goals: 12-36 (.333) '86-87; 3-13 (.231) '87-88; Total 15-49 (.306).

## TYRONN LUE - 6-0 - 175 - Born 5/3/77 - Nebraska - Drafted by Denver, First Round, 1998

Season	G-GS	MIN	FGM-A	PCT	FTM-A	PCT	OFF-DEF	TOT	AST	PF-D	ST	TO	BS	TP	RPG	APG	PPG
08-09	30-0	392	54-119	.454	12-16	.750	6-29	35	46	41-0	6	21	0	141	1.2	1.5	4.7

Three-point field goals: 3-9 (.333).

## COREY MAGGETTE - 6-6 - 225 - Born 11/12/79 - Duke - Drafted by Seattle, First Round, 1999

Season	G-GS	MIN	FGM-A	PCT	FTM-A	PCT	OFF-DEF	TOT	AST	PF-D	ST	TO	BS	TP	RPG	APG	PPG
10-11	67-18	1401	253-559	.453	271-325	.834	44-197	241	84	175-2	21	127	5	805	3.6	1.3	12.0

Three-point field goals: 28-78 (.359).

## JAMAAL MAGLOIRE - 6-11 - 265 - Born 5/21/78 - Kentucky - Drafted by Charlotte, First Round, 2000

Season	G-GS	MIN	FGM-A	PCT	FTM-A	PCT	OFF-DEF	TOT	AST	PF-D	ST	TO	BS	TP	RPG	APG	PPG
05-06	82-82	2465	287-615	.467	178-333	.535	220-558	778	56	276-6	29	166	80	752	9.5	0.7	9.2

Three-point field goals: None attempted

**PLAYOFFS**

05-06	5-5	135	18-38	.474	9-15	.600	11-29	40	5	14-0	2	6	6	45	8.0	1.0	9.0
-------	-----	-----	-------	------	------	------	-------	----	---	------	---	---	---	----	-----	-----	-----

Three-point field goals: None attempted

ALL-TIME ROSTER

MOSES MALONE - 6-10 - 255 - Born 3/23/55 - Petersburg H.S. (VA) - Drafted by Utah, Third Round, 1974 (ABA)

Table with columns: Season, G-GS, MIN, FGM-A, PCT, FTM-A, PCT, OFF-DEF, TOT, AST, PF-D, ST, TO, BS, TP, RPG, APG, PPG. Rows include 91-92, 92-93, Total, and Three-point field goals.

GENERAL INFO

DANNY MANNING - 6-10 - 244 - Born 5/17/66 - Kansas - Drafted by LA Clippers, First Round, 1988

Table with columns: Season, G-GS, MIN, FGM-A, PCT, FTM-A, PCT, OFF-DEF, TOT, AST, PF-D, ST, TO, BS, TP, RPG, APG, PPG. Rows include 99-00, 00-01, and Three-point field goals.

PLAYOFFS

Table with columns: Season, G-GS, MIN, FGM-A, PCT, FTM-A, PCT, OFF-DEF, TOT, AST, PF-D, ST, TO, BS, TP, RPG, APG, PPG. Row includes 99-00.

FRONT OFFICE

PACE MANNION - 6-7 - 190 - Born 9/22/60 - Utah - Drafted by Golden State, Second Round, 1983

Table with columns: Season, G-GS, MIN, FGM-A, PCT, FTM-A, PCT, OFF-DEF, TOT, AST, PF-D, ST, TO, BS, TP, RPG, APG, PPG. Rows include 87-88, 88-89, and Three-point field goals.

DAMIR MARKOTA - 6-10 - 225 - Born 12/26/85 - Croatia - Drafted by San Antonio, Second Round, 2006

Table with columns: Season, G-GS, MIN, FGM-A, PCT, FTM-A, PCT, OFF-DEF, TOT, AST, PF-D, ST, TO, BS, TP, RPG, APG, PPG. Rows include 06-07, 07-08, and Three-point field goals.

PLAYERS

CUONZO MARTIN - 6-5 - 210 - Born 9/23/71 - Purdue - Drafted by Atlanta, Second Round, 1995

Table with columns: Season, G-GS, MIN, FGM-A, PCT, FTM-A, PCT, OFF-DEF, TOT, AST, PF-D, ST, TO, BS, TP, RPG, APG, PPG. Rows include 96-97, 97-98, and Three-point field goals.

ANTHONY MASON - 6-8 - 265 - Born 12/14/66 - Tennessee State - Drafted by Portland, Third Round, 1988

Table with columns: Season, G-GS, MIN, FGM-A, PCT, FTM-A, PCT, OFF-DEF, TOT, AST, PF-D, ST, TO, BS, TP, RPG, APG, PPG. Rows include 01-02, 02-03, Total, and Three-point field goals.

PLAYOFFS

Table with columns: Season, G-GS, MIN, FGM-A, PCT, FTM-A, PCT, OFF-DEF, TOT, AST, PF-D, ST, TO, BS, TP, RPG, APG, PPG. Row includes 02-03.

2012-13 SEASON

DESMOND MASON - 6-5 - 222 - Born 10/11/77 - Oklahoma State - Drafted by Seattle, First Round, 2000

Table with columns: Season, G-GS, MIN, FGM-A, PCT, FTM-A, PCT, OFF-DEF, TOT, AST, PF-D, ST, TO, BS, TP, RPG, APG, PPG. Rows include 02-03, 03-04, 04-05, 07-08, Total, and Three-point field goals.

PLAYOFFS

Table with columns: Season, G-GS, MIN, FGM-A, PCT, FTM-A, PCT, OFF-DEF, TOT, AST, PF-D, ST, TO, BS, TP, RPG, APG, PPG. Rows include 02-03, 03-04, Total, and Three-point field goals.

STATS & RECORDS

SCOTT MAY - 6-7 - 215 - Born 3/19/54 - Indiana - Drafted by Chicago, First Round, 1976

Table with columns: Season, G-GS, MIN, FGM-A, PCT, FTM-A, PCT, OFF-DEF, TOT, AST, PF-D, ST, TO, BS, TP, RPG, APG, PPG. Rows include 81-82, 82-83, and Three-point field goals.

PLAYOFFS

Table with columns: Season, G-GS, MIN, FGM-A, PCT, FTM-A, PCT, OFF-DEF, TOT, AST, PF-D, ST, TO, BS, TP, RPG, APG, PPG. Row includes 81-82.

HISTORY

LEE MAYBERRY - 6-1 - 175 - Born 6/12/70 - Arkansas - Drafted by Milwaukee, First Round, 1992

Table with columns: Season, G-GS, MIN, FGM-A, PCT, FTM-A, PCT, OFF-DEF, TOT, AST, PF-D, ST, TO, BS, TP, RPG, APG, PPG. Rows include 92-93, 93-94, 94-95, 95-96, Total, and Three-point field goals.

NBA

CLYDE MAYES - 6-9 - 225 - Born 3/17/53 - Furman - Drafted by Milwaukee, Second Round, 1975

Table with columns: Season, G-GS, MIN, FGM-A, PCT, FTM-A, PCT, OFF-DEF, TOT, AST, PF-D, ST, TO, BS, TP, RPG, APG, PPG. Rows include 75-76, 76-77, 77-78, and Three-point field goals.

OPPONENTS

LUC RICHARD MBAH A MOUTE - 6-8 - 230 - Born 9/9/86 - UCLA - Drafted by Milwaukee, Second Round, 2008

Table with columns: Season, G-GS, MIN, FGM-A, PCT, FTM-A, PCT, OFF-DEF, TOT, AST, PF-D, ST, TO, BS, TP, RPG, APG, PPG. Rows include 08-09, 09-10, 10-11, 11-12, Total, and Three-point field goals.

MEDIA

# ALL-TIME ROSTER

## LUC RICHARD MBAH A MOUTE (CONT.)

											PLAYOFFS									
09-10	7-7	178	26-50	.520	12-20	.600	14-25	39	5	15-0	2	7	0	64	5.6	0.7	9.1			
12-13	4-4	136	10-23	.435	13-18	.722	4-10	14	7	9-0	4	5	0	33	3.5	1.8	8.3			
Total	11-11	314	36-73	.493	25-38	.658	18-35	53	12	24-0	6	12	0	97	4.8	1.1	8.8			

Three-point field goals: 0-2 (.000) '09-10; 0-4 (.000) '12-13; Total 0-6 (.000).

## CHRIS MCCRAY - 6-5 - 192 - Born 5/27/84 - Maryland - Not Drafted

Season	G-GS	MIN	FGM-A	PCT	FTM-A	PCT	OFF-DEF	TOT	AST	PF-D	ST	TO	BS	TP	RPG	APG	PPG
06-07	5-0	12	0-3	.000	0-0	.000	0-0	0	0	1-0	0	2	0	0	0.0	0.0	0.0

Three-point field goals: None attempted.

## GLENN MCDONALD - 6-6 - 190 - Born 3/18/52 - Long Beach State - Drafted by Boston, First Round, 1974

Season	G-GS	MIN	FGM-A	PCT	FTM-A	PCT	OFF-DEF	TOT	AST	PF-D	ST	TO	BS	TP	RPG	APG	PPG
76-77	9-0	79	8-34	.235	3-4	.750	8-4	12	7	11-0	4	---	0	19	1.3	0.8	2.1

## HANK MCDOWELL - 6-9 - 215 - Born 11/13/59 - Memphis - Drafted by Golden State, Fifth Round, 1981

Season	G-GS	MIN	FGM-A	PCT	FTM-A	PCT	OFF-DEF	TOT	AST	PF-D	ST	TO	BS	TP	RPG	APG	PPG
86-87	7-0	70	8-17	.471	6-7	.857	9-10	19	2	14-0	2	3	0	22	2.7	0.3	3.1

Three-point field goals: None attempted.

## JON MCGLOCKLIN - 6-5 - 205 - Born 6/10/43 - Indiana - Drafted by Cincinnati, Third Round, 1965

Season	G-GS	MIN	FGM-A	PCT	FTM-A	PCT	OFF-DEF	TOT	AST	PF-D	ST	TO	BS	TP	RPG	APG	PPG
68-69	80	2888	662-1358	.487	246-292	.842	---	343	312	186-1	---	---	---	1570	4.3	3.9	19.6
69-70	82	2966	639-1206	.530	169-198	.854	---	252	303	164-0	---	---	---	1447	3.1	3.7	17.6
70-71	82-80	2891	574-1073	.535	144-167	.862	---	223	305	189-0	---	---	---	1292	2.7	3.7	15.8
71-72	80-46	2213	374-733	.510	109-126	.869	---	181	231	146-0	---	---	---	857	2.3	2.9	10.7
72-73	80-15	1951	351-699	.502	63-73	.863	---	158	236	119-0	---	---	---	765	2.0	3.0	9.6
73-74	79-22	1910	329-693	.475	72-80	.900	33-106	139	241	128-1	43	---	7	730	1.8	3.1	9.2
74-75	79-21	1853	323-651	.496	63-72	.875	25-94	119	255	142-2	51	---	6	709	1.5	3.2	9.0
75-76	33-0	336	63-148	.426	9-10	.900	3-14	17	38	18-0	8	---	0	135	0.5	1.2	4.1
Total	595	17008	3315-6561	.505	875-1018	.860	61-214	1432	1921	1092-4	102	---	13	7505	2.4	3.2	12.6

																		PLAYOFFS						
69-70	10	377	62-144	.431	25-31	.806	---	36	21	22-0	---	---	---	149	3.6	2.1	14.9							
70-71	14	491	90-168	.536	28-33	.848	---	31	34	36-0	---	---	---	208	2.2	2.4	14.9							
71-72	5	103	15-35	.429	5-6	.833	---	3	6	11-0	---	---	---	35	0.6	1.2	7.0							
72-73	6	145	27-53	.509	7-8	.875	---	7	13	11-0	---	---	---	61	1.2	2.2	10.2							
73-74	14	333	55-111	.495	8-11	.727	1-15	16	44	28-0	6	---	1	118	1.1	3.1	8.4							
75-76	2	13	3-4	.750	0-0	.000	1-0	1	1	2-0	1	---	0	6	0.5	0.5	3.0							
Total	51	1462	252-515	.489	73-89	.820	2-15	94	119	110-0	7	---	1	577	1.8	2.3	11.3							

## ALL-STAR

68-69	1	7	1-2	.500	0-0	.000	---	1	0	0-0	---	---	---	2	1.0	0.0	2.0
-------	---	---	-----	------	-----	------	-----	---	---	-----	-----	-----	-----	---	-----	-----	-----

## MCCOY MCLEMORE - 6-7 - 235 - Born 4/3/42 - Drake - Drafted by San Francisco, Third Round, 1964

Season	G-GS	MIN	FGM-A	PCT	FTM-A	PCT	OFF-DEF	TOT	AST	PF-D	ST	TO	BS	TP	RPG	APG	PPG
70-71	28-1	415	49-133	.368	34-41	.829	---	105	30	66-1	---	---	---	132	3.8	1.1	4.7
71-72	10-0	99	9-28	.321	11-12	.917	---	34	12	18-0	---	---	---	29	3.4	1.2	4.9
Total	38-1	514	58-161	.360	45-53	.849	---	139	42	84-1	---	---	---	161	3.7	1.2	4.2

																		PLAYOFFS						
70-71	10	52	3-12	.250	1-2	.500	---	16	8	8-0	---	---	---	7	1.6	0.8	0.7							

## JODIE MEEKS - 6-4 - 208 - Born 8/21/87 - Kentucky - Drafted by Milwaukee, Second Round, 2009

Season	G-GS	MIN	FGM-A	PCT	FTM-A	PCT	OFF-DEF	TOT	AST	PF-D	ST	TO	BS	TP	RPG	APG	PPG
09-10	41-0	486	64-177	.362	18-21	.857	5-67	72	22	33-0	13	20	4	169	1.6	0.5	4.1

Three-point field goals: 23-82 (.280).

## DAVE MEYERS - 6-9 - 225 - Born 4/21/53 - UCLA - Drafted by LA Lakers, First Round, 1975

Season	G-GS	MIN	FGM-A	PCT	FTM-A	PCT	OFF-DEF	TOT	AST	PF-D	ST	TO	BS	TP	RPG	APG	PPG
75-76	72-33	1589	198-472	.419	135-210	.643	121-324	445	100	145-0	72	---	25	531	6.2	1.4	9.7
76-77	50-33	1262	179-383	.467	127-192	.661	122-219	341	86	152-4	42	---	32	485	6.8	1.7	7.4
77-78	80-79	2416	432-938	.461	314-435	.722	144-393	537	241	240-2	86	213	46	1178	6.7	3.0	14.7
78-79	Injured - DNP																
79-80	79-77	2204	399-830	.481	156-246	.634	140-308	448	225	218-3	72	182	40	995	5.7	2.8	12.1
Total	281-222	7471	1208-2623	.461	732-1083	.676	527-1244	1771	652	755-9	272	395	153	3149	6.3	2.3	11.2

Three-point field goals: 1-5 (.200) '79-80.

																		PLAYOFFS						
75-76	3	54	5-11	.455	14-17	.824	2-12	14	2	8-0	1	---	0	24	4.7	0.7	8.0							
77-78	9	279	44-99	.444	28-42	.667	27-47	74	35	32-0	7	25	11	116	8.2	3.9	12.9							
79-80	7	195	26-62	.419	14-30	.467	16-19	35	14	25-0	9	15	6	66	5.0	2.0	9.4							
Total	19	528	75-172	.436	56-89	.629	45-78	123	51	65-0	17	40	17	206	6.5	2.7	10.8							

Three-point field goals: 0-3 (.000) '79-80.

## LARRY MICHEAUX - 6-9 - 220 - Born 3/24/60 - Houston - Drafted by Chicago, Second Round, 1983

Season	G-GS	MIN	FGM-A	PCT	FTM-A	PCT	OFF-DEF	TOT	AST	PF-D	ST	TO	BS	TP	RPG	APG	PPG
84-85	18-0	171	17-35	.486	12-17	.706	18-26	44	13	26-0	8	8	7	46	2.4	0.7	2.6

Three-point field goals: None attempted.

## JAY MILLER - 6-5 - 215 - Born 7/19/43 - Notre Dame - Not Drafted

Season	G-GS	MIN	FGM-A	PCT	FTM-A	PCT	OFF-DEF	TOT	AST	PF-D	ST	TO	BS	TP	RPG	APG	PPG
68-69	3	27	2-10	.200	5-7	.714	---	2	0	4-0	---	---	---	9	0.7	0.0	3.0

## STEVE MIX - 6-8 - 219 - Born 12/30/47 - Toledo - Drafted by Detroit, Fifth Round, 1969

Season	G-GS	MIN	FGM-A	PCT	FTM-A	PCT	OFF-DEF	TOT	AST	PF-D	ST	TO	BS	TP	RPG	APG	PPG
82-83	57-20	792	133-273	.487	74-87	.851	37-99	136	68	70-0	33	45	3	341	2.4	1.2	6.0

Three-point field goals: 1-4 (.250).





# ALL-TIME ROSTER

**SWEN NATER** - 6-11 - 240 - Born 1/14/50 - UCLA - Drafted by Milwaukee, First Round, 1973

Season	G-GS	MIN	FGM-A	PCT	FTM-A	PCT	OFF-DEF	TOT	AST	PF-D	ST	TO	BS	TP	RPG	APG	PPG
76-77	72-49	1960	383-725	.528	172-228	.754	266-599	865	108	214-6	54	---	51	938	12.0	1.5	13.0

**BARRY NELSON** - 6-10 - 230 - Born 9/19/49 - Duquesne - Drafted by Milwaukee, Fourth Round, 1971

Season	G-GS	MIN	FGM-A	PCT	FTM-A	PCT	OFF-DEF	TOT	AST	PF-D	ST	TO	BS	TP	RPG	APG	PPG
71-72	28-0	102	15-36	.417	5-10	.500	---	20	7	21-0	---	---	---	35	0.7	0.3	1.3

**PLAYOFFS**

71-72	2	5	0-0	.000	0-0	.000	---	1	1	1-0	---	---	---	0	0.5	0.5	0.0
-------	---	---	-----	------	-----	------	-----	---	---	-----	-----	-----	-----	---	-----	-----	-----

**JOHNNY NEWMAN** - 6-6 - 199 - Born 11/28/63 - Richmond - Drafted by Cleveland, Second Round, 1986

Season	G-GS	MIN	FGM-A	PCT	FTM-A	PCT	OFF-DEF	TOT	AST	PF-D	ST	TO	BS	TP	RPG	APG	PPG
94-95	82-11	1896	226-488	.463	137-171	.801	72-101	173	91	234-3	69	86	13	634	2.1	1.1	7.7
95-96	82-82	2690	321-649	.495	186-232	.802	66-134	200	154	257-4	90	108	15	889	2.4	1.9	10.8
96-97	82-4	2060	246-547	.450	189-247	.765	66-120	186	116	257-4	73	115	17	715	2.3	1.4	8.7
Total	246-97	6646	793-1684	.471	512-650	.788	204-355	559	361	748-11	232	309	45	2238	2.3	1.5	9.1

Three-point field goals: 45-128 (.352) 94-95; 61-162 (.377) 95-96; 34-98 (.347) 96-97; Total 140-388 (.361).

**RICH NIEMANN** - 7-0 - 245 - Born 7/2/46 - St. Louis - Drafted by Detroit, Fourth Round, 1968

Season	G-GS	MIN	FGM-A	PCT	FTM-A	PCT	OFF-DEF	TOT	AST	PF-D	ST	TO	BS	TP	RPG	APG	PPG
68-69	18	149	24-59	.407	11-15	.733	---	59	7	31-1	---	---	---	59	3.3	0.4	3.3

**DAVID NOEL** - 6-6 - 230 - Born 2/27/84 - North Carolina - Drafted by Milwaukee, Second Round, 2006

Season	G-GS	MIN	FGM-A	PCT	FTM-A	PCT	OFF-DEF	TOT	AST	PF-D	ST	TO	BS	TP	RPG	APG	PPG
06-07	68-0	792	65-177	.367	37-43	.860	42-81	123	65	77-1	25	40	9	184	1.8	1.0	2.7

Three-point field goals: 17-53 (.321).

**JEFF NORDGAARD** - 6-7 - 222 - Born 2/23/73 - WI-Green Bay - Drafted by Milwaukee, Second Round, 1996

Season	G-GS	MIN	FGM-A	PCT	FTM-A	PCT	OFF-DEF	TOT	AST	PF-D	ST	TO	BS	TP	RPG	APG	PPG
97-98	13-0	48	5-18	.278	8-9	.889	4-10	14	3	7-0	2	3	0	18	1.1	0.2	1.4

Three-point field goals: None attempted.

**KEN NORMAN** - 6-8 - 223 - Born 9/5/64 - Illinois - Drafted by LA Clippers, First Round, 1987

Season	G-GS	MIN	FGM-A	PCT	FTM-A	PCT	OFF-DEF	TOT	AST	PF-D	ST	TO	BS	TP	RPG	APG	PPG
93-94	82-75	2539	412-919	.448	92-183	.503	169-331	500	222	209-2	58	150	46	979	6.1	2.7	11.9

Three-point field goals: 63-189 (.333).

**ALAN OGG** - 7-1 - 248 - Born 7/5/67 - Alabama-Birmingham - Not Drafted

Season	G-GS	MIN	FGM-A	PCT	FTM-A	PCT	OFF-DEF	TOT	AST	PF-D	ST	TO	BS	TP	RPG	APG	PPG
92-93	3-0	26	3-9	.333	2-2	1.000	1-5	6	4	6-0	1	3	3	8	2.0	1.3	2.7

Three-point field goals: None attempted.

**KEVIN OLLIE** - 6-2 - 195 - Born 12/27/72 - Connecticut - Not Drafted

Season	G-GS	MIN	FGM-A	PCT	FTM-A	PCT	OFF-DEF	TOT	AST	PF-D	ST	TO	BS	TP	RPG	APG	PPG
02-03	53-4	1127	117-255	.459	68-91	.747	12-87	99	181	71-0	37	36	4	303	1.9	3.4	5.7

Three-point field goals: 1-5 (.200).

**DAN O'SULLIVAN** - 6-11 - 235 - Born 3/3/68 - Fordham - Not Drafted

Season	G-GS	MIN	FGM-A	PCT	FTM-A	PCT	OFF-DEF	TOT	AST	PF-D	ST	TO	BS	TP	RPG	APG	PPG
92-93	3-0	7	1-2	.500	3-4	.750	0-2	2	1	3-0	1	0	0	5	0.7	0.3	1.7

Three-point field goals: None attempted.

**ZAZA PACHULIA** - 6-11 - 240 - Born 2/10/84 - Republic of Georgia - Drafted by Orlando, Second Round, 2003

Season	G-GS	MIN	FGM-A	PCT	FTM-A	PCT	OFF-DEF	TOT	AST	PF-D	ST	TO	BS	TP	RPG	APG	PPG
04-05	74-4	1397	160-354	.452	138-185	.746	131-247	378	60	166-0	44	70	34	458	5.1	0.8	6.2

Three-point field goals: 0-1 (.000).

**RUBEN PATTERSON** - 6-5 - 223 - Born 7/31/75 - Cincinnati - Drafted by LA Lakers, Second Round, 1998

Season	G-GS	MIN	FGM-A	PCT	FTM-A	PCT	OFF-DEF	TOT	AST	PF-D	ST	TO	BS	TP	RPG	APG	PPG
06-07	81-53	2508	475-867	.548	241-376	.641	190-250	440	232	232-2	110	199	25	1194	5.4	2.9	14.7

Three-point field goals: None attempted.

**CHARLES PAULK** - 6-9 - 219 - Born 6/14/46 - Northeastern Oklahoma State - Drafted by Milwaukee, First Round, 1968

Season	G-GS	MIN	FGM-A	PCT	FTM-A	PCT	OFF-DEF	TOT	AST	PF-D	ST	TO	BS	TP	RPG	APG	PPG
69-70	17	217	19-84	.226	13-23	.565	---	78	3	26-0	---	---	---	51	4.6	0.2	3.0

**GARY PAYTON** - 6-4 - 180 - Born 7/23/68 - Oregon State - Drafted by Seattle, First Round, 1990

Season	G-GS	MIN	FGM-A	PCT	FTM-A	PCT	OFF-DEF	TOT	AST	PF-D	ST	TO	BS	TP	RPG	APG	PPG
02-03	28-28	1085	221-474	.466	88-118	.746	23-63	86	206	64-0	40	56	8	550	3.1	7.4	19.6

Three-point field goals: 20-68 (.294).

**PLAYOFFS**

02-03	6-6	251	48-112	.429	14-20	.700	4-14	18	52	18-0	8	13	1	111	3.0	8.7	18.5
-------	-----	-----	--------	------	-------	------	------	----	----	------	---	----	---	-----	-----	-----	------

Three-point field goals: 1-15 (.067).

**SAM PELLOM** - 6-9 - 225 - Born 10/2/51 - Buffalo State - Not Drafted

Season	G-GS	MIN	FGM-A	PCT	FTM-A	PCT	OFF-DEF	TOT	AST	PF-D	ST	TO	BS	TP	RPG	APG	PPG
82-83	4-0	20	4-10	.400	0-0	.000	2-6	8	0	3-0	0	2	0	8	2.0	0.0	2.0

Three-point field goals: None attempted.

**MIKE PEPLOWSKI** - 6-10 - 275 - Born 10/15/70 - Michigan State - Drafted by Sacramento, Second Round, 1993

Season	G-GS	MIN	FGM-A	PCT	FTM-A	PCT	OFF-DEF	TOT	AST	PF-D	ST	TO	BS	TP	RPG	APG	PPG
95-96	5-0	12	3-5	.600	1-3	.333	1-3	4	1	6-0	1	2	2	7	0.8	0.2	1.4

Three-point field goals: None attempted.



# ALL-TIME ROSTER

**JIM PRICE** - 6-3 - 195 - Born 11/27/49 - Louisville - Drafted by LA Lakers, Second Round, 1972

Season	G-GS	MIN	FGM-A	PCT	FTM-A	PCT	OFF-DEF	TOT	AST	PF-D	ST	TO	BS	TP	RPG	APG	PPG
74-75	41-37	1531	242-550	.440	128-149	.859	45-110	155	223	146-0	90	---	21	612	3.8	5.4	14.9
75-76	80-66	2525	398-938	.415	141-166	.849	74-187	261	395	264-3	148	---	32	937	3.3	4.9	11.7
76-77	6-3	111	21-41	.519	7-9	.778	4-9	13	15	14-0	7	---	1	49	2.2	2.5	8.1
Total	127-106	4167	661-1549	.427	276-324	.852	123-306	429	633	424-3	245	---	54	1598	3.4	5.0	12.6

### PLAYOFFS

75-76	1	19	3-8	.375	4-7	.571	0-0	0	4	1-0	1	---	0	10	0.0	4.0	10.0
-------	---	----	-----	------	-----	------	-----	---	---	-----	---	-----	---	----	-----	-----	------

### ALL-STAR

74-75	1	17	3-9	.333	2-2	1.000	0-2	2	0	4-0	2	---	0	8	2.0	0.0	8.0
-------	---	----	-----	------	-----	-------	-----	---	---	-----	---	-----	---	---	-----	-----	-----

**JOEL PRZYBILLA** - 7-1 - 255 - Born 10/10/79 - Minnesota - Drafted by Houston, First Round, 2000

Season	G-GS	MIN	FGM-A	PCT	FTM-A	PCT	OFF-DEF	TOT	AST	PF-D	ST	TO	BS	TP	RPG	APG	PPG
00-01	33-13	270	12-35	.343	3-11	.273	29-42	71	2	56-0	3	13	30	27	2.2	0.1	0.8
01-02	71-62	1128	76-142	.535	38-90	.422	78-205	283	21	199-3	20	43	118	190	4.0	0.3	2.7
02-03	32-17	546	18-46	.391	12-24	.500	48-97	145	12	85-1	10	19	45	48	4.5	0.4	1.5
03-04	5-0	33	5-0	.000	1-2	.500	1-9	10	3	5-0	0	2	0	1	2.0	0.6	0.2
12-13	12-1	68	1-4	.250	0-2	.000	5-16	21	4	10-0	1	4	2	2	1.8	0.3	0.2
Total	153-93	2045	107-227	.471	54-129	.419	161-369	530	42	355-4	34	81	195	268	3.5	0.3	1.8

Three-point field goals: 0-1 (.000) 01-02

### PLAYOFFS

00-01	1-0	2	0-0	.000	0-0	.000	0-0	0	0	0-0	0	0	0	0	0.0	0.0	0.0
02-03	4-3	33	1-1	1.000	0-0	.000	2-8	10	1	11-0	0	1	2	2	2.5	0.3	0.5
Total	5-3	35	1-1	1.000	0-0	.000	2-8	10	1	11-0	0	1	2	2	2.0	0.2	0.4

Three-point field goals: None Attempted

**ANTHONY PULLARD** - 6-10 - 247 - Born 6/23/66 - McNeese State - Not Drafted

Season	G-GS	MIN	FGM-A	PCT	FTM-A	PCT	OFF-DEF	TOT	AST	PF-D	ST	TO	BS	TP	RPG	APG	PPG
92-93	8-0	37	8-18	.444	1-3	.333	2-6	8	2	5-0	2	5	2	17	1.0	0.3	2.1

Three-point field goals: None attempted.

**MICHAEL REDD** - 6-6 - 215 - Born 8/24/79 - Ohio State - Drafted by Milwaukee, Second Round, 2000

Season	G-GS	MIN	FGM-A	PCT	FTM-A	PCT	OFF-DEF	TOT	AST	PF-D	ST	TO	BS	TP	RPG	APG	PPG
00-01	6-0	35	5-19	.263	3-6	.500	3-1	4	1	2-0	1	1	0	13	0.7	0.2	2.2
01-02	67-8	1417	294-609	.483	91-115	.791	77-147	224	91	96-0	42	57	7	767	3.3	1.4	11.4
02-03	82-14	2316	455-971	.469	149-185	.805	98-273	371	117	143-0	100	74	13	1241	4.5	1.4	15.1
03-04	82-82	3021	633-1439	.440	383-441	.868	118-289	407	185	152-0	81	116	6	1776	5.0	2.3	21.7
04-05	75-75	2848	625-1418	.441	369-432	.854	72-240	312	172	152-0	63	133	8	1723	4.2	2.3	23.0
05-06	80-80	3130	682-1516	.450	501-571	.877	78-264	342	229	157-1	95	170	5	2028	4.3	2.9	25.4
06-07	53-53	2036	477-1025	.465	345-416	.829	42-154	196	124	78-0	63	122	9	1416	3.7	2.3	26.7
07-08	72-71	2702	550-1243	.442	402-490	.820	85-224	309	247	120-0	65	181	13	1632	4.3	3.4	26.7
08-09	33-32	1203	249-547	.455	131-161	.814	24-83	107	88	45-0	35	53	2	699	3.2	2.7	21.2
09-10	18-12	492	75-213	.352	47-66	.712	11-43	54	39	24-0	19	15	2	215	3.0	2.2	11.9
10-11	10-0	134	18-45	.400	4-4	1.000	0-8	8	12	4-0	2	4	1	44	0.8	1.2	4.4
Total	578-427	19334	4063-9045	.449	2425-2887	.840	608-1726	2334	1305	973-1	566	926	66	11554	4.0	2.3	20.0

Three-point field goals: 0-3 (.000) 00-01; 88-198 (.444) 01-02; 182-416 (.438) 02-03; 127-363 (.350) 03-04; 104-293 (.355) 04-05; 163-413 (.395) 05-06; 117-306 (.382) 06-07; 130-359 (.362) 07-08; 70-191 (.366) 08-09; 18-60 (.300) 09-10; 4-17 (.235) 10-11; Total 1003-2619 (.383).

### PLAYOFFS

02-03	6-0	128	21-52	.404	13-14	.929	9-12	21	11	15-0	2	7	1	58	3.5	1.8	9.7
03-04	5-5	192	34-83	.410	16-21	.762	6-19	25	13	16-0	0	19	0	90	5.0	2.6	18.0
05-06	5-5	185	44-84	.524	41-46	.891	16-11	27	8	11-0	4	10	0	136	5.4	1.6	27.2
Total	16-10	505	99-219	.452	70-81	.864	31-42	73	32	42-0	6	36	1	284	4.6	2.0	17.8

Three-point field goals: 3-12 (.250) 02-03; 6-20 (.300) 03-04; 7-15 (.467) 05-06; Total 16-47 (.340).

### ALL-STAR

03-04	1	15	5-12	.417	0-0	---	2-1	3	2	0-0	3	1	0	13	3.0	2.0	13.0
-------	---	----	------	------	-----	-----	-----	---	---	-----	---	---	---	----	-----	-----	------

Three-point field goals: 3-6 (.500).

**J.J. REDICK** - 6-4 - 190 - Born 6/24/84 - Duke - Drafted by Orlando, First Round, 2006

Season	G-GS	MIN	FGM-A	PCT	FTM-A	PCT	OFF-DEF	TOT	AST	PF-D	ST	TO	BS	TP	RPG	APG	PPG
12-13	28-2	804	120-298	.403	56-61	.918	8-44	52	76	47-0	9	33	4	344	1.9	2.7	12.3

Three-point field goals: 48-151 (.318).

### PLAYOFFS

12-13	4-0	69	11-25	.440	3-3	1.000	0-3	3	5	9-0	1	6	0	29	0.8	1.3	7.3
-------	-----	----	-------	------	-----	-------	-----	---	---	-----	---	---	---	----	-----	-----	-----

Three-point field goals: 4-12 (.333).

**J.R. REID** - 6-10 - 247 - Born 3/31/68 - North Carolina - Drafted by Charlotte, First Round, 1989

Season	G-GS	MIN	FGM-A	PCT	FTM-A	PCT	OFF-DEF	TOT	AST	PF-D	ST	TO	BS	TP	RPG	APG	PPG
99-00	34-7	602	53-127	.417	43-56	.768	29-88	117	18	81-2	19	20	5	150	3.4	0.5	4.4

Three-point field goals: 1-7 (.143).

**JARED REINER** - 6-11 - 255 - Born 4/8/82 - Iowa - Not Drafted

Season	G-GS	MIN	FGM-A	PCT	FTM-A	PCT	OFF-DEF	TOT	AST	PF-D	ST	TO	BS	TP	RPG	APG	PPG
06-07	27-2	244	15-43	.349	3-10	.300	21-50	71	13	45-1	5	14	6	33	2.6	0.5	1.2

Three-point field goals: None attempted.

**SHAWN RESPERT** - 6-2 - 195 - Born 2/6/72 - Michigan State - Drafted by Portland, First Round, 1995

Season	G-GS	MIN	FGM-A	PCT	FTM-A	PCT	OFF-DEF	TOT	AST	PF-D	ST	TO	BS	TP	RPG	APG	PPG
95-96	62-0	845	113-292	.387	35-42	.833	28-46	74	68	67-0	32	42	4	303	1.2	1.1	4.9
96-97	14-0	83	6-19	.316	7-7	1.000	3-4	7	8	5-0	0	8	0	20	0.5	0.6	1.7
Total	76-0	928	119-311	.383	42-49	.857	31-50	81	76	72-0	32	50	4	323	1.1	1.0	4.3

Three-point field goals: 42-122 (.344) 95-96; 1-9 (.111) 96-97; Total 43-131 (.328).



# ALL-TIME ROSTER

## FLYNN ROBINSON - 6-1 - 190 - Born 4/28/41 - Wyoming - Drafted by Cincinnati, Second Round, 1965

Season	G-GS	MIN	FGM-A	PCT	FTM-A	PCT	OFF-DEF	TOT	AST	PF-D	ST	TO	BS	TP	RPG	APG	PPG
68-69	65	2066	501-1149	436	317-377	841	---	237	320	209-6	---	---	---	1319	3.6	4.9	20.2
69-70	81	2762	663-1397	477	439-489	898	---	263	449	254-5	---	---	---	1765	3.2	5.5	21.8
Total	146	4828	1164-2540	458	756-866	873	---	500	779	463-11	---	---	---	3084	3.4	5.3	21.0

PLAYOFFS	
---	23
69-70	10 300 42-129 .326 44-50 .880

ALL-STAR	
---	1
69-70	1 8 3-4 .750 0-0 .000

## GLENN ROBINSON - 6-7 - 235 - Born 1/10/73 - Purdue - Drafted by Milwaukee, First Round, 1994

Season	G-GS	MIN	FGM-A	PCT	FTM-A	PCT	OFF-DEF	TOT	AST	PF-D	ST	TO	BS	TP	RPG	APG	PPG
94-95	80-76	2958	636-1410	451	397-499	796	169-344	513	197	234-2	115	313	22	1755	6.4	2.5	21.9
95-96	82-82	3249	627-1382	454	316-389	812	136-368	504	293	236-2	95	282	42	1660	6.1	3.6	20.2
96-97	90-79	3114	669-1438	465	288-364	791	130-372	502	248	225-5	103	269	68	1689	6.3	3.1	21.1
97-98	96-56	2294	534-1136	470	215-266	808	82-225	307	158	164-2	69	200	34	1308	5.5	2.8	23.4
98-99	47-47	1579	347-756	459	140-161	870	73-203	276	100	114-1	46	106	41	865	5.9	2.1	18.4
99-00	91-81	2909	690-1461	472	227-283	802	107-378	485	193	212-3	78	223	41	1693	6.0	2.4	20.9
00-01	76-74	2813	684-1460	468	251-306	820	124-402	526	252	191-2	86	219	62	1674	6.9	3.3	22.0
01-02	66-63	2346	536-1147	467	236-282	837	70-336	406	168	173-1	97	174	41	1366	6.2	2.5	20.7
Total	568-558	21262	4723-10190	463	2070-2550	812	891-2628	3519	1609	1549-18	689	1786	351	12016	6.2	2.8	21.1

Three-point field goals: 66-268 (.321) 94-95; 99-00 (.342) 95-96; 63-180 (.350) 96-97; 25-65 (.385) 97-98; 31-79 (.392) 98-99; 86-237 (.363) 99-00; 55-184 (.299) 00-01; 58-178 (.326) 01-02; Total 494-1454 (.340).

PLAYOFFS	
98-99	3-3 118 21-51 .412 16-18 .889 4-21 25 5 5-0 3 10 2 62 8.3 1.7 20.7
99-00	5-5 174 32-79 .405 11-13 .846 0-21 21 13 18-0 8 15 4 77 4.2 2.6 15.4
00-01	18-18 687 138-322 .429 50-56 .893 26-90 116 60 43-1 11 46 24 350 6.4 3.3 19.4
Total	26-26 979 191-452 .423 77-87 .885 30-132 162 78 66-1 22 71 30 489 6.2 3.0 18.8

Three-point field goals: 4-8 (.500) 98-99; 2-7 (.286) 99-00; 24-62 (.387) 00-01; Total 30-77 (.390).

ALL-STAR	
99-00	1-0 17 5-10 .500 0-0 .000 2-4 6 0 0-0 0 0 0 10 6.0 0.0 10.0
00-01	1-0 18 4-7 .571 0-0 .000 1-3 4 1 0-0 1 0 1 8 4.0 1.0 8.0
Total	2-0 35 9-17 .529 0-0 .000 3-7 10 1 0-0 1 0 1 18 5.0 0.5 9.0

## GUY RODGERS - 6-0 - 185 - Born 9/1/35 - Temple - Drafted by Philadelphia, First Round, 1958

Season	G-GS	MIN	FGM-A	PCT	FTM-A	PCT	OFF-DEF	TOT	AST	PF-D	ST	TO	BS	TP	RPG	APG	PPG
68-69	81	2157	325-862	377	184-233	793	---	226	561	207-2	---	---	---	834	2.8	6.9	10.3
69-70	64	749	68-191	356	67-90	744	---	74	213	73-1	---	---	---	293	1.2	3.3	3.2
Total	145	2906	393-1053	373	251-322	780	---	300	774	280-3	---	---	---	1037	2.1	5.3	7.2

## LORENZO ROMAR - 6-1 - 180 - Born 11/13/58 - Washington - Drafted by Golden State, Seventh Round, 1980

Season	G-GS	MIN	FGM-A	PCT	FTM-A	PCT	OFF-DEF	TOT	AST	PF-D	ST	TO	BS	TP	RPG	APG	PPG
83-84	65-9	1007	159-346	460	65-90	722	21-71	92	192	76-0	55	63	8	387	1.4	3.0	6.0
84-85	4-0	16	1-8	.125	0-0	.000	0-0	0	2	2-0	0	0	0	2	0.0	0.5	0.5
Total	69-9	1023	160-354	452	65-90	722	21-71	92	194	78-0	55	63	8	389	1.3	2.8	5.6

Three-point field goals: 4-32 (.125) 83-84; 0-1 (.000) 84-85; Total 4-33 (.121).

PLAYOFFS	
83-84	13-0 67 9-20 .450 7-11 .636 0-3 3 15 9-0 0 5 0 25 0.2 1.2 1.9

Three-point field goals: 0-3 (.000).

## DERRICK ROWLAND - 6-5 - 195 - Born 6/21/59 - Potsdam State - Drafted by Denver, Tenth Round, 1981

Season	G-GS	MIN	FGM-A	PCT	FTM-A	PCT	OFF-DEF	TOT	AST	PF-D	ST	TO	BS	TP	RPG	APG	PPG
85-86	2-0	9	1-3	.333	1-2	.500	0-1	1	1	1-0	0	0	0	3	0.5	0.5	1.5

Three-point field goals: None attempted.

## MICHAEL RUFFIN - 6-8 - 248 - Born 1/21/77 - Tulsa - Drafted by Chicago, Second Round, 1999

Season	G-GS	MIN	FGM-A	PCT	FTM-A	PCT	OFF-DEF	TOT	AST	PF-D	ST	TO	BS	TP	RPG	APG	PPG
97-98	46-2	5930	33-62	.532	25-63	.397	90-96	186	24	93-1	31	19	19	91	4.0	0.5	2.0

Three-point field goals: None attempted.

## BOB RULE - 6-9 - 235 - Born 6/29/44 - Colorado State - Drafted by Seattle, Second Round, 1967

Season	G-GS	MIN	FGM-A	PCT	FTM-A	PCT	OFF-DEF	TOT	AST	PF-D	ST	TO	BS	TP	RPG	APG	PPG
74-75	1-0	11	0-1	.000	0-0	.000	0-0	0	2	2-0	0	0	0	0	0.0	2.0	0.0

Three-point field goals: None attempted.

## JOHN SALMONS - 6-6 - 207 - Born 12/17/79 - Miami (FL) - Drafted by San Antonio, First Round, 2002

Season	G-GS	MIN	FGM-A	PCT	FTM-A	PCT	OFF-DEF	TOT	AST	PF-D	ST	TO	BS	TP	RPG	APG	PPG
09-10	30-28	1129	207-443	467	137-158	867	17-79	96	98	65-1	34	53	4	596	1.8	2.2	19.9
10-11	73-70	2554	373-898	415	195-240	813	27-239	266	252	157-1	72	137	28	1024	3.6	3.5	14.0
Total	103-98	3,683	580-1341	433	332-398	834	44-318	362	350	223-2	106	190	32	1620	3.5	3.4	15.7

Three-point field goals: 45-117 (.385) 09-10; 83-219 (.379) 10-11; Total 128-336 (.381).

PLAYOFFS	
09-10	7-7 284 44-109 .404 27-28 .964 7-19 26 28 19-0 10 12 4 119 3.7 4.0 17.0

Three-point field goals: 4-23 (.174).

## JAMAL SAMPSON - 6-11 - 251 - Born 5/15/83 - California - Drafted by Utah, Second Round, 2002

Season	G-GS	MIN	FGM-A	PCT	FTM-A	PCT	OFF-DEF	TOT	AST	PF-D	ST	TO	BS	TP	RPG	APG	PPG
02-03	5-0	8	0-2	.000	0-0	.000	0-2	2	1	0-0	1	0	0	0	0.4	0.2	0.0

Three-point field goals: None attempted.

## DANIEL SANTIAGO - 7-1 - 260 - 6/24/76 - St. Vincent (PA) - Not Drafted

Season	G-GS	MIN	FGM-A	PCT	FTM-A	PCT	OFF-DEF	TOT	AST	PF-D	ST	TO	BS	TP	RPG	APG	PPG
03-04	54-28	708	78-163	.479	61-90	.678	35-97	132	24	98-0	19	32	21	217	2.4	0.4	4.0
04-05	11-0	105	7-21	.333	8-11	.727	6-13	19	1	28-1	3	4	4	22	1.7	0.1	2.0
Total	65-28	813	85-184	.462	69-101	.683	41-110	151	25	126-1	22	36	25	239	2.3	0.4	3.7

Three-point field goals: None attempted.







# ALL-TIME ROSTER

## ERICK STRICKLAND - 6-3 - 210 - Born 11/25/73 - Nebraska - Not Drafted

Season	G-GS	MIN	FGM-A	PCT	FTM-A	PCT	OFF-DEF	TOT	AST	PF-D	ST	TO	BS	TP	RPG	APG	PPG
03-04	43-0	571	79-196	.403	44-51	.863	13-58	71	90	63-0	26	54	2	231	1.7	2.1	5.4
04-05	62-5	1014	114-304	.375	52-64	.813	11-92	103	115	103-1	30	64	1	301	1.7	1.9	4.9
Total	105-5	1585	193-500	.386	96-115	.835	24-150	174	205	166-1	56	118	3	532	1.7	1.9	5.1

Three-point field goals: 29-66 (.439) '03-04; 21-83 (.253) '04-05; Total: 50-149 (.336).

**PLAYOFFS**

03-04	3-0	41	5-12	.417	404	1.000	0-5	5	9		8	13	1	70	1.7	3.0	3.5
-------	-----	----	------	------	-----	-------	-----	---	---	--	---	----	---	----	-----	-----	-----

Three-point field goals: 0-5 (.000)

## JOHN STROEDER - 6-10 - 250 - Born 7/24/58 - Montana - Drafted by Portland, Eighth Round, 1980

Season	G-GS	MIN	FGM-A	PCT	FTM-A	PCT	OFF-DEF	TOT	AST	PF-D	ST	TO	BS	TP	RPG	APG	PPG
87-88	41-0	271	29-79	.367	20-30	.667	24-47	71	20	48-0	3	24	12	78	1.7	0.5	1.9

Three-point field goals: 0-2 (.000).

**PLAYOFFS**

87-88	1-0	1	1-1	1.000	0-0	.000	0-0	0	0	0-0	0	0	0	3	0.0	0.0	3.0
-------	-----	---	-----	-------	-----	------	-----	---	---	-----	---	---	---	---	-----	-----	-----

Three-point field goals: 1-1 (.000).

## DEREK STRONG - 6-8 - 220 - Born 2/9/68 - Xavier (OH) - Drafted by Philadelphia, Second Round, 1990

Season	G-GS	MIN	FGM-A	PCT	FTM-A	PCT	OFF-DEF	TOT	AST	PF-D	ST	TO	BS	TP	RPG	APG	PPG
92-93	23-0	339	42-92	.457	68-85	.800	40-75	115	14	20-0	11	13	1	156	5.0	0.6	6.8
93-94	67-11	1131	141-341	.413	159-206	.772	109-172	281	48	69-1	38	61	14	444	4.2	0.7	6.6
Total	90-11	1470	183-433	.423	227-291	.780	149-247	396	62	89-1	49	74	15	600	4.4	0.7	6.7

Three-point field goals: 4-8 (.500) 92-93; 3-13 (.231) 93-94; Total 7-21 (.333).

## GARRETT TEMPLE - 6-6 - 190 - Born 5/8/86 - Louisiana State - Not Drafted

Season	G-GS	MIN	FGM-A	PCT	FTM-A	PCT	OFF-DEF	TOT	AST	PF-D	ST	TO	BS	TP	RPG	APG	PPG
10-11	9-0	83	7-21	.333	0-4	.000	0-6	6	6	8-0	1	2	1	17	0.7	0.7	1.9

Three-point field goals: 3-10 (.300).

## CHUCK TERRY - 6-6 - 215 - Born 9/27/50 - Long Beach State - Drafted by Milwaukee, Second Round, 1972

Season	G-GS	MIN	FGM-A	PCT	FTM-A	PCT	OFF-DEF	TOT	AST	PF-D	ST	TO	BS	TP	RPG	APG	PPG
72-73	67-0	693	55-162	.340	17-24	.708	---	145	40	116-1	---	---	---	127	2.2	0.6	1.9
73-74	7-0	32	4-12	.333	0-0	.000	1-2	3	4	4-0	2	---	---	8	0.4	0.6	1.1
Totals	74-0	725	59-174	.339	17-24	.708	1-2	148	44	120-1	2	---	---	135	2.0	0.6	1.8

**PLAYOFFS**

72-73	5	18	4-5	.800	0-0	.000	---	3	1	2-0	---	---	---	8	0.6	0.2	1.6
-------	---	----	-----	------	-----	------	-----	---	---	-----	-----	-----	-----	---	-----	-----	-----

## DAVID THIRDKILL - 6-7 - 215 - Born 4/12/60 - Bradley - Drafted by Phoenix, First Round, 1982

Season	G-GS	MIN	FGM-A	PCT	FTM-A	PCT	OFF-DEF	TOT	AST	PF-D	ST	TO	BS	TP	RPG	APG	PPG
84-85	6-0	16	3-4	.750	1-2	.500	1-1	2	0	1-0	0	0	0	7	0.3	0.0	1.2

Three-point field goals: None attempted.

## KURT THOMAS - 6-9 - 230 - Born 10/4/72 - Texas Christian - Drafted by Miami, First Round, 1995

Season	G-GS	MIN	FGM-A	PCT	FTM-A	PCT	OFF-DEF	TOT	AST	PF-D	ST	TO	BS	TP	RPG	APG	PPG
09-10	70-9	1049	99-208	.476	12-15	.800	84-207	291	47	159-1	26	48	46	210	4.2	0.7	3.0

Three-point field goals: None attempted.

**PLAYOFFS**

09-10	7-7	199	17-35	.486	4-5	.800	12-43	55	11	26-0	3	8	4	38	7.9	1.6	5.4
-------	-----	-----	-------	------	-----	------	-------	----	----	------	---	---	---	----	-----	-----	-----

Three-point field goals: None attempted.

## TIM THOMAS - 6-10 - 240 - Born 2/26/77 - Villanova - Drafted by New Jersey, First Round, 1997

Season	G-GS	MIN	FGM-A	PCT	FTM-A	PCT	OFF-DEF	TOT	AST	PF-D	ST	TO	BS	TP	RPG	APG	PPG
98-99	33-26	624	105-212	.495	54-88	.614	42-51	93	31	86-2	23	31	9	280	2.8	0.9	8.5
99-00	80-1	2093	347-753	.461	188-243	.774	100-232	332	113	227-3	59	129	31	945	4.2	1.4	11.8
00-01	76-16	2086	326-758	.430	195-253	.771	79-234	313	138	194-5	78	114	45	954	4.1	1.8	12.6
01-02	74-22	1987	316-753	.420	142-179	.793	64-236	300	105	200-3	65	127	32	869	4.9	1.4	11.7
02-03	80-70	2358	412-930	.443	145-186	.780	97-292	389	102	257-5	70	133	49	1066	4.9	1.3	13.3
03-04	42-42	1343	226-510	.443	93-122	.762	38-167	205	90	127-3	40	73	15	592	4.9	2.1	14.1
Totals	385-177	10491	1732-3916	.442	817-1073	.761	420-1212	1632	489	1091-21	335	607	181	4706	4.2	1.3	12.2

Three-point field goals: 16-49 (.327) 98-99; 63-182 (.346) 99-00; 107-260 (.412) 00-01; 95-291 (.326) 01-02; 97-265 (.366) 02-03; 47-130 (.362) 03-04

**PLAYOFFS**

98-99	3-3	60	8-18	.444	7-12	.583	4-8	12	1	11-0	1	5	1	23	4.0	2.0	7.7
99-00	5-0	142	29-59	.492	14-17	.824	6-18	24	10	14-0	1	4	7	77	4.8	2.0	15.4
00-01	18-0	479	64-143	.448	53-65	.815	22-59	81	29	52-1	9	21	10	203	4.5	1.6	11.3
02-03	6-5	191	36-78	.462	23-32	.719	8-21	29	8	27-2	3	8	6	107	4.8	1.3	17.8
Totals	32-8	872	137-298	.460	97-126	.770	40-106	146	48	104-3	14	35	21	410	4.6	1.5	12.8

Three-point field goals: 0-2 (.000) 98-99; 5-15 (.333) 99-00; 22-51 (.431) 00-01; 12-21 (.571) 02-03; Total: 39-89 (.438).

## GEORGE THOMPSON - 6-2 - 215 - Born 11/29/47 - Marquette - Drafted by Boston, Fifth Round, 1969

Season	G-GS	MIN	FGM-A	PCT	FTM-A	PCT	OFF-DEF	TOT	AST	PF-D	ST	TO	BS	TP	RPG	APG	PPG
74-75	73-54	1983	306-691	.443	168-214	.785	50-131	181	225	203-5	66	---	6	780	2.5	3.1	10.7

## PAUL THOMPSON - 6-6 - 210 - Born 5/25/61 - Tulane - Drafted by Cleveland, Third Round, 1983

Season	G-GS	MIN	FGM-A	PCT	FTM-A	PCT	OFF-DEF	TOT	AST	PF-D	ST	TO	BS	TP	RPG	APG	PPG
84-85	16-0	227	41-105	.390	24-34	.706	21-21	42	20	42-0	15	15	5	106	2.6	1.7	6.6

Three-point field goals: 0-7 (.000).

**PLAYOFFS**

84-85	3-0	34	5-12	.417	3-5	.600	1-4	5	2	3-0	4	4	1	13	1.7	0.7	4.3
-------	-----	----	------	------	-----	------	-----	---	---	-----	---	---	---	----	-----	-----	-----

Three-point field goals: 0-2 (.000).

## KEITH TOWER - 6-11 - 250 - Born 5/15/70 - Notre Dame - Not Drafted

Season	G-GS	MIN	FGM-A	PCT	FTM-A	PCT	OFF-DEF	TOT	AST	PF-D	ST	TO	BS	TP	RPG	APG	PPG
96-97	5-1	72	3-8	.375	1-8	.125	2-7	9	1	12-0	2	2	1	7	1.8	0.2	1.4

Three-point field goals: None attempted.

GENERAL INFO

FRONT OFFICE

PLAYERS

2012-13 SEASON

STATS & RECORDS

HISTORY

NBA

OPPONENTS

MEDIA

# ALL-TIME ROSTER

## LINTON TOWNES - 6-6 - 195 - Born 11/30/59 - James Madison - Drafted by Portland, Second Round, 1982

Season	G-GS	MIN	FGM-A	PCT	FTM-A	PCT	OFF-DEF	TOT	AST	PF-D	ST	TO	BS	TP	RPG	APG	PPG
83-84	2-0	2	1-1	1.000	0-0	0.000	0-0	0	0	1-0	0	0	0	2	0.0	0.0	1.0

Three-point field goals: None attempted.

## ROBERT TRAYLOR - 6-8 - 284 - Born 2/1/77 - Michigan - Drafted by Dallas, First Round, 1998

Season	G-GS	MIN	FGM-A	PCT	FTM-A	PCT	OFF-DEF	TOT	AST	PF-D	ST	TO	BS	TP	RPG	APG	PPG
98-99	49-43	786	108-201	.537	43-80	.538	80-102	182	38	140-4	44	42	44	259	3.7	0.8	5.3
99-00	44-16	447	58-122	.475	41-68	.603	50-65	115	20	79-0	25	27	25	157	2.3	0.5	3.6
Total	93-59	1233	166-323	.514	84-148	.568	130-167	297	58	219-4	69	69	69	416	3.2	0.6	4.5

Three-point field goals: 0-1 (.000) '98-'99; 0-4 (.000) '99-'00; Total 0-5 (.000).

## ROBERT TRAYLOR (CONT.)

### PLAYOFFS

Season	G-GS	MIN	FGM-A	PCT	FTM-A	PCT	OFF-DEF	TOT	AST	PF-D	ST	TO	BS	TP	RPG	APG	PPG
98-99	3-1	45	7-9	.778	2-4	.500	6-6	12	2	15-1	2	4	4	16	4.0	0.7	5.3
99-00	1-0	4	0-1	.000	0-0	----	1-1	2	1	2-0	0	0	1	0	2.0	1.0	0.0
Total	4-1	12.3	7-10	.700	2-4	.500	7-7	14	3	17-1	2	4	5	16	3.5	0.8	4.0

Three-point field goals: 0-0 (.000) '98-'99; 0-0 (.000); Total 0-0 (.000).

## MIRSAD TURKCAN - 6-9 - 240 - Born 6/7/76 - Turkey - Drafted by Houston, First Round, 1998

Season	G-GS	MIN	FGM-A	PCT	FTM-A	PCT	OFF-DEF	TOT	AST	PF-D	ST	TO	BS	TP	RPG	APG	PPG
99-00	10-0	65	12-28	.429	5-8	.625	11-12	23	4	10-0	1	7	1	29	2.3	0.4	2.9

Three-point field goals: 0-4 (.000).

### PLAYOFFS

Season	G-GS	MIN	FGM-A	PCT	FTM-A	PCT	OFF-DEF	TOT	AST	PF-D	ST	TO	BS	TP	RPG	APG	PPG
99-00	2-0	10	1-5	.200	2-2	1.000	0-2	2	0	1-0	0	3	0	4	1.0	0.0	2.0

Three-point field goals: 0-1 (.000).

## ANDRE TURNER - 5-11 - 160 - Born 12/13/64 - Memphis - Drafted by LA Lakers, Third Round, 1986

Season	G-GS	MIN	FGM-A	PCT	FTM-A	PCT	OFF-DEF	TOT	AST	PF-D	ST	TO	BS	TP	RPG	APG	PPG
88-89	4-0	13	3-6	.500	0-0	.000	0-3	3	0	2-0	2	4	0	6	0.8	0.8	1.5

Three-point field goals: None attempted.

## BENO UDRIS - 6-3 - 205 - Born 7/5/82 - Slovenia - Drafted by San Antonio, First Round, 2004

Season	G-GS	MIN	FGM-A	PCT	FTM-A	PCT	OFF-DEF	TOT	AST	PF-D	ST	TO	BS	TP	RPG	APG	PPG
11-12	59-0	1080	146-332	.440	39-55	.709	26-76	102	227	69-0	37	77	1	348	1.7	3.8	5.9
12-13	39-0	719	113-238	.475	24-33	.727	17-61	78	138	39-0	16	53	2	263	2.0	3.5	6.7
Total	98-0	1799	259-570	.454	63-88	.716	43-137	180	365	108-0	53	130	3	611	1.8	3.7	6.2

Three-point field goals: 17-59 (.288) '11-'12; 13-49 (.265) '12-'13; Total 30-108 (.278).

## ROKO UKIC - 6-5 - 210 - Born 12/5/84 - Croatia - Drafted by Toronto, Second Round, 2005

Season	G-GS	MIN	FGM-A	PCT	FTM-A	PCT	OFF-DEF	TOT	AST	PF-D	ST	TO	BS	TP	RPG	APG	PPG
09-10	13-0	97	14-30	.467	9-11	.818	0-3	3	12	6-0	1	6	0	40	0.2	0.9	3.1

Three-point field goals: 3-12 (.250).

## KEITH VAN HORN - 6-10 - 220 - Born 10/23/75 - Utah - Drafted by Philadelphia, First Round, 1997

Season	G-GS	MIN	FGM-A	PCT	FTM-A	PCT	OFF-DEF	TOT	AST	PF-D	ST	TO	BS	TP	RPG	APG	PPG
03-04	25-15	766	137-290	.472	86-91	.945	51-107	158	37	64-2	16	50	15	393	6.3	1.5	15.7
04-05	33-13	818	128-285	.449	56-65	.862	55-110	165	41	82-1	21	47	11	342	5.0	1.2	10.4
Total	58-28	1584	265-575	.461	142-156	.910	106-217	323	78	146-3	37	97	26	735	5.6	1.4	12.7

Three-point field goals: 33-72 (.45.8); '03-'04; 30-78 (.385); Total 63-150 (.420).

### PLAYOFFS

Season	G-GS	MIN	FGM-A	PCT	FTM-A	PCT	OFF-DEF	TOT	AST	PF-D	ST	TO	BS	TP	RPG	APG	PPG
03-04	5-2	137	16-48	.333	4-6	.667	5-23	28	7	16-0	40	11	3	40	5.6	1.4	8.0

Three-point field goals: 4-11 (.364).

## NORM VAN LIER - 6-1 - 180 - Born 4/1/47 - St. Francis (PA) - Drafted by Chicago, Third Round, 1969

Season	G-GS	MIN	FGM-A	PCT	FTM-A	PCT	OFF-DEF	TOT	AST	PF-D	ST	TO	BS	TP	RPG	APG	PPG
78-79	38-1	555	30-77	.390	47-52	.904	8-32	40	158	108-4	43	49	3	107	1.1	4.2	2.8

## CHARLIE VILLANUEVA - 6-11 - 232 - Born 8/24/84 - Connecticut - Drafted by Toronto, First Round, 2005

Season	G-GS	MIN	FGM-A	PCT	FTM-A	PCT	OFF-DEF	TOT	AST	PF-D	ST	TO	BS	TP	RPG	APG	PPG
06-07	39-17	984	180-383	.470	73-89	.820	62-166	228	36	47-0	24	54	12	462	5.8	0.9	11.8
07-08	76-31	1829	354-814	.435	123-157	.783	145-321	466	78	174-2	30	107	35	886	6.1	1.0	11.7
08-09	78-47	2095	487-1089	.447	201-240	.838	154-366	520	137	254-5	50	138	56	1264	6.7	1.8	16.2
Total	193-95	4908	1021-2286	.447	397-486	.817	361-853	1214	251	475-7	104	298	103	2612	6.3	1.3	13.5

Three-point field goals: 29-86 (.337) '06-'07; 55-185 (.297) '07-'08; 89-258 (.345) '08-'09; Total 173-529 (.327).

## JAKE VOSKUH - 6-11 - 255 - Born 11/1/77 - Connecticut - Drafted by Chicago, Second Round, 2000

Season	G-GS	MIN	FGM-A	PCT	FTM-A	PCT	OFF-DEF	TOT	AST	PF-D	ST	TO	BS	TP	RPG	APG	PPG
07-08	44-0	386	37-80	.463	24-29	.828	30-67	97	13	83-0	9	29	21	98	2.2	0.3	2.2

Three-point field goals: None attempted.

## LLOYD WALTON - 6-0 - 160 - Born 11/23/53 - Marquette - Drafted by Milwaukee, Third Round, 1976

Season	G-GS	MIN	FGM-A	PCT	FTM-A	PCT	OFF-DEF	TOT	AST	PF-D	ST	TO	BS	TP	RPG	APG	PPG
76-77	53-0	678	88-188	.468	53-65	.815	15-36	51	141	52-0	40	---	2	229	1.0	2.7	4.3
77-78	76-0	1264	154-344	.448	54-83	.651	26-50	76	253	94-0	77	107	13	364	1.0	3.3	4.8
78-79	75-0	1381	157-327	.480	61-90	.678	34-70	104	365	103-0	72	123	9	375	1.4	4.9	5.0
79-80	76-6	1243	110-242	.455	49-71	.690	33-58	91	285	68-0	43	112	2	270	1.2	3.8	3.6
Total	280-6	4566	509-1101	.462	217-309	.702	108-214	322	1044	17-0	232	342	26	1236	1.2	3.7	4.4

Three-point field goals: 1-3 (.333) '79-'80.

### PLAYOFFS

Season	G-GS	MIN	FGM-A	PCT	FTM-A	PCT	OFF-DEF	TOT	AST	PF-D	ST	TO	BS	TP	RPG	APG	PPG
77-78	9-0	124	17-35	.486	8-13	.615	1-3	4	37	8-0	8	14	3	42	0.4	4.1	4.7
79-80	1-0	4	0-1	.000	0-0	.000	0-1	1	1	0-0	0	1	1	0	1.0	1.0	0.0
Total	10-0	128	17-36	.472	8-13	.615	1-4	5	38	8-0	8	15	4	42	0.5	3.8	4.2

Three-point field goals: None attempted.

## BOB WARLICK - 6-5 - 205 - Born 3/20/41 - Pepperdine - Drafted by San Francisco, Expansion Draft, 1968

Season	G-GS	MIN	FGM-A	PCT	FTM-A	PCT	OFF-DEF	TOT	AST	PF-D	ST	TO	BS	TP	RPG	APG	PPG
68-69	3	22	1-8	.125	4-5	.800	---	1	1	3-0	---	---	---	6	0.3	0.3	2.0

# ALL-TIME ROSTER

## CORNELL WARNER - 6-9 - 220 - Born 8/12/48 - Jackson State - Drafted by Buffalo, Second Round, 1970

Season	G-GS	MIN	FGM-A	PCT	FTM-A	PCT	OFF-DEF	TOT	AST	PF-D	ST	TO	BS	TP	RPG	APG	PPG
73-74	67-14	1356	176-332	.512	81-110	.736	101-279	380	67	197-8	27	---	40	425	5.7	1.0	6.3
74-75	79-74	2519	248-541	.458	106-155	.684	238-574	812	127	267-8	49	---	54	602	10.3	1.6	7.0
Total	146-88	3875	424-873	.481	187-265	.706	339-853	1192	194	464-16	76	---	94	1027	8.2	1.3	7.6

### PLAYOFFS

73-74	16	505	47-111	.423	13-19	.684	35-128	163	20	70-3	7	---	14	107	10.2	1.3	6.7
-------	----	-----	--------	------	-------	------	--------	-----	----	------	---	-----	----	-----	------	-----	-----

## BRYAN WARRICK - 6-5 - 195 - Born 7/22/59 - St. Joseph's - Drafted by Washington, Second Round, 1982

Season	G-GS	MIN	FGM-A	PCT	FTM-A	PCT	OFF-DEF	TOT	AST	PF-D	ST	TO	BS	TP	RPG	APG	PPG
85-86	5-0	27	4-10	.400	1-1	1.000	0-3	3	6	3-0	2	5	0	10	0.6	1.2	2.0

Three-point field goals: 1-2 (.500).

## HAKIM WARRICK - 6-9 - 219 - Born 7/8/82 - Syracuse - Drafted by Memphis, First Round, 2005

Season	G-GS	MIN	FGM-A	PCT	FTM-A	PCT	OFF-DEF	TOT	AST	PF-D	ST	TO	BS	TP	RPG	APG	PPG
09-10	48-6	1024	182-378	.481	125-172	.727	87-125	212	35	83-0	17	57	10	490	4.4	0.7	10.2

Three-point field goals: 1-6 (.167).

## RICHARD WASHINGTON - 6-11 - 225 - Born 7/15/55 - UCLA - Drafted by Kansas City, First Round, 1976

Season	G-GS	MIN	FGM-A	PCT	FTM-A	PCT	OFF-DEF	TOT	AST	PF-D	ST	TO	BS	TP	RPG	APG	PPG
79-80	75-5	1092	197-421	.468	46-76	.605	95-181	276	55	166-2	26	63	48	440	3.7	0.7	5.9

Three-point field goals: None attempted.

### PLAYOFFS

79-80	7-0	112	25-47	.532	1-4	.250	7-13	20	3	22-0	4	8	6	51	2.9	0.4	7.3
-------	-----	-----	-------	------	-----	------	------	----	---	------	---	---	---	----	-----	-----	-----

Three-point field goals: None attempted.

## JEFF WEBB - 6-4 - 170 - Born 7/6/48 - Kansas State - Not Drafted

Season	G-GS	MIN	FGM-A	PCT	FTM-A	PCT	OFF-DEF	TOT	AST	PF-D	ST	TO	BS	TP	RPG	APG	PPG
70-71	29-0	300	27-78	.346	11-15	.733	---	24	19	33-0	---	---	---	65	0.8	0.7	2.2
71-72	19-0	109	9-35	.257	11-13	.846	---	18	7	8-0	---	---	---	29	0.9	0.4	1.5
Total	48	409	36-113	.319	22-28	.786	---	42	26	41-0	---	---	---	94	0.9	0.5	2.0

### PLAYOFFS

70-71	9	23	4-7	.571	3-3	1.000	---	1	2	2-0	---	---	---	11	0.1	0.2	1.2
-------	---	----	-----	------	-----	-------	-----	---	---	-----	-----	-----	-----	----	-----	-----	-----

## MARVIN WEBSTER - 7-1 - 240 - Born 4/13/52 - Morgan State - Drafted by Atlanta, First Round, 1975

Season	G-GS	MIN	FGM-A	PCT	FTM-A	PCT	OFF-DEF	TOT	AST	PF-D	ST	TO	BS	TP	RPG	APG	PPG
86-87	15-0	102	10-19	.526	6-8	.750	12-14	26	3	17-0	3	8	7	27	1.7	0.2	1.8

Three-point field goals: 1-1 (1.00).

## BOB WEISS - 6-3 - 185 - Born 5/7/42 - Penn State - Drafted by Philadelphia, Third Round, 1965

Season	G-GS	MIN	FGM-A	PCT	FTM-A	PCT	OFF-DEF	TOT	AST	PF-D	ST	TO	BS	TP	RPG	APG	PPG
68-69	15	242	36-114	.316	27-34	.794	---	27	27	24-1	---	---	---	99	1.8	1.8	6.6

## JIRI WELSCH - 6-7 - 208 - Born 1/27/80 - Czech Republic - Drafted by Philadelphia, First Round, 2002

Season	G-GS	MIN	FGM-A	PCT	FTM-A	PCT	OFF-DEF	TOT	AST	PF-D	ST	TO	BS	TP	RPG	APG	PPG
05-06	58-2	866	86-222	.387	65-87	.747	22-89	111	62	65-0	34	41	1	251	1.9	1.1	4.3

Three-point field goals: 14-49 (.286).

### PLAYOFFS

05-06	4-0	15	2-4	.500	3-4	.750	0-3	3	2	1-0	1	0	0	7	0.8	0.5	1.8
-------	-----	----	-----	------	-----	------	-----	---	---	-----	---	---	---	---	-----	-----	-----

Three-point field goals: None attempted.

## WALT WESLEY - 6-11 - 230 - Born 1/25/45 - Kansas - Drafted by Cincinnati, First Round, 1966

Season	G-GS	MIN	FGM-A	PCT	FTM-A	PCT	OFF-DEF	TOT	AST	PF-D	ST	TO	BS	TP	RPG	APG	PPG
74-75	41-1	214	37-84	.440	14-23	.609	14-41	55	11	43-0	7	---	5	88	1.3	0.3	2.1

## MARK WEST - 6-10 - 230 - Born 11/5/60 - Old Dominion - Drafted by Dallas, Second Round, 1983

Season	G-GS	MIN	FGM-A	PCT	FTM-A	PCT	OFF-DEF	TOT	AST	PF-D	ST	TO	BS	TP	RPG	APG	PPG
84-85	1-0	6	0-1	.000	2-2	1.000	1-0	1	0	4-0	0	2	1	2	1.0	0.0	2.0

Three-point field goals: 0-1 (.000).

## ROY WHITE - 6-7 - 212 - Born 8/16/59 - South Alabama - Drafted by Phoenix, Fourth Round, 1982

Season	G-GS	MIN	FGM-A	PCT	FTM-A	PCT	OFF-DEF	TOT	AST	PF-D	ST	TO	BS	TP	RPG	APG	PPG
83-84	8-0	45	7-17	.412	2-5	.400	5-3	8	1	3-0	2	5	1	16	1.0	0.1	2.0

Three-point field goals: None attempted.

## AARON WILLIAMS - 6-7 - 218 - Born 10/2/71 - Xavier - Not Drafted

Season	G-GS	MIN	FGM-A	PCT	FTM-A	PCT	OFF-DEF	TOT	AST	PF-D	ST	TO	BS	TP	RPG	APG	PPG
94-95	15-0	72	8-24	.333	8-12	.667	5-14	19	0	14-0	2	7	6	24	1.3	0.0	1.6

Three-point field goals: 0-1 (.000).

## MO WILLIAMS - 6-11 - 185 - Born 12/19/82 - Alabama - Drafted by Utah, Second Round, 2003

Season	G-GS	MIN	FGM-A	PCT	FTM-A	PCT	OFF-DEF	TOT	AST	PF-D	ST	TO	BS	TP	RPG	APG	PPG
04-05	80-80	2254	323-737	.438	136-160	.850	50-194	244	484	221-3	74	196	11	814	3.1	6.1	10.2
05-06	58-12	1531	267-629	.424	96-113	.850	30-113	143	230	146-0	52	105	7	703	2.5	4.0	12.1
06-07	68-68	2472	468-1049	.446	159-186	.855	54-275	329	416	201-1	85	202	6	1174	4.8	6.1	17.3
07-08	66-66	2410	441-919	.480	166-194	.856	37-193	230	419	188-2	78	182	10	1137	3.5	6.3	17.2
Total	272-226	8667	1499-3334	.450	557-653	.853	171-775	946	1549	756-6	289	685	34	3828	3.5	5.7	14.1

Three-point field goals: 32-99 (.323) '04-'05; 73-191 (.382) '05-'06; 79-228 (.346) '06-'07; 89-231 (.385) '07-'08; Total 273-749 (.365).

### PLAYOFFS

05-06	5-0	75	17-34	.500	0-0	.000	0-3	3	10	12-0	1	6	0	36	0.6	2.0	7.2
-------	-----	----	-------	------	-----	------	-----	---	----	------	---	---	---	----	-----	-----	-----

Three-point field goals: 2-11 (.182).

GENERAL INFO

FRONT OFFICE

PLAYERS

2012-13 SEASON

STATS & RECORDS

HISTORY

NBA

OPPONENTS

MEDIA

# ALL-TIME ROSTER

## RON WILLIAMS - 6-3 - 190 - Born 9/24/44 - West Virginia - Drafted by San Francisco, First Round, 1968

Season	G-GS	MIN	FGM-A	PCT	FTM-A	PCT	OFF-DEF	TOT	AST	PF-D	ST	TO	BS	TP	RPG	APG	PPG
73-74	71-13	1130	192-393	.489	60-68	.882	19-50	69	153	114-1	49	---	2	444	1.0	2.2	6.3
74-75	46-2	526	62-165	.376	24-29	.828	10-33	43	71	70-2	23	---	2	148	0.9	1.5	3.2
Total	117-15	1656	254-558	.465	84-97	.866	29-83	112	224	184-3	72	---	4	592	1.0	1.9	5.1

### PLAYOFFS

73-74	15	354	57-122	.467	16-20	.800	6-21	27	47	40-1	9	---	3	130	1.8	3.1	8.7
-------	----	-----	--------	------	-------	------	------	----	----	------	---	-----	---	-----	-----	-----	-----

## SAM WILLIAMS - 6-3 - 190 - Born 1/22/45 - Iowa - Drafted by Milwaukee, Third Round, 1968

Season	G-GS	MIN	FGM-A	PCT	FTM-A	PCT	OFF-DEF	TOT	AST	PF-D	ST	TO	BS	TP	RPG	APG	PPG
68-69	55	628	78-228	.342	72-134	.537	---	109	61	106-1	---	---	---	228	2.0	1.1	4.1
69-70	11	44	11-24	.454	5-11	.455	---	7	3	5-0	---	---	---	27	0.6	0.3	2.5
Total	66	672	89-252	.353	77-145	.531	---	116	64	111-1	---	---	---	255	1.8	1.0	3.9

### PLAYOFFS

69-70	2	16	4-7	.571	0-2	.000	---	4	1	5-0	---	---	---	8	2.0	0.5	4.0
-------	---	----	-----	------	-----	------	-----	---	---	-----	-----	-----	-----	---	-----	-----	-----

## SCOTT WILLIAMS - 6-10 - 245 - Born 3/21/68 - North Carolina - Not Drafted

Season	G-GS	MIN	FGM-A	PCT	FTM-A	PCT	OFF-DEF	TOT	AST	PF-D	ST	TO	BS	TP	RPG	APG	PPG
98-99	5-0	29	5-15	.333	4-7	.571	2-10	12	0	5-0	1	2	1	14	2.4	0.0	2.8
99-00	68-46	1488	213-426	.500	94-129	.729	177-271	448	28	230-3	40	65	66	520	6.6	0.4	7.6
00-01	66-31	1272	171-361	.474	60-70	.857	97-267	364	35	178-1	48	41	32	403	5.5	0.5	6.1
Total	139-77	2789	389-802	.485	158-206	.767	276-548	824	63	413-4	89	108	99	937	5.9	0.5	6.7

### PLAYOFFS

99-00	5-0	93	23-36	.639	5-6	.833	9-19	28	2	16-0	2	4	5	51	5.6	0.4	10.2
-------	-----	----	-------	------	-----	------	------	----	---	------	---	---	---	----	-----	-----	------

00-01	17-17	378	58-120	.492	16-28	.571	45-77	122	12	57-11	11	12	24	134	7.2	0.7	7.9
-------	-------	-----	--------	------	-------	------	-------	-----	----	-------	----	----	----	-----	-----	-----	-----

Total	22-17	471	82-156	.526	21-34	.618	54-96	150	14	73-13	13	16	29	185	6.8	0.6	8.4
-------	-------	-----	--------	------	-------	------	-------	-----	----	-------	----	----	----	-----	-----	-----	-----

Three-point field goals: None attempted.

## MARVIN WINKLER - 6-1 - 164 - Born 2/18/48 - Southwestern Louisiana - Drafted by Milwaukee, Third Round, 1970

Season	G-GS	MIN	FGM-A	PCT	FTM-A	PCT	OFF-DEF	TOT	AST	PF-D	ST	TO	BS	TP	RPG	APG	PPG
70-71	3	14	3-10	.300	2-2	1.000	---	4	27	3-0	---	---	---	8	1.3	9.0	2.7

### PLAYOFFS

70-71	5	8	0-4	.000	0-0	.000	---	0	1	3-0	---	---	---	0	0.0	0.2	0.0
-------	---	---	-----	------	-----	------	-----	---	---	-----	-----	-----	-----	---	-----	-----	-----

## RICKIE WINSLOW - 6-8 - 223 - Born 7/26/64 - Houston - Drafted by Chicago, Second Round, 1987

Season	G-GS	MIN	FGM-A	PCT	FTM-A	PCT	OFF-DEF	TOT	AST	PF-D	ST	TO	BS	TP	RPG	APG	PPG
87-88	7-0	45	3-13	.231	1-2	.500	3-4	7	2	9-0	1	4	0	7	1.0	0.3	1.0

Three-point field goals: 0-1 (.000).

## BRIAN WINTERS - 6-4 - 185 - Born 3/1/52 - South Carolina - Drafted by LA Lakers, First Round, 1974

Season	G-GS	MIN	FGM-A	PCT	FTM-A	PCT	OFF-DEF	TOT	AST	PF-D	ST	TO	BS	TP	RPG	APG	PPG
75-76	78-77	2795	618-1333	.464	180-217	.829	66-183	249	366	240-0	124	---	25	1416	3.2	4.7	18.3
76-77	78-76	2717	652-1308	.498	205-242	.847	64-167	231	337	228-1	114	---	29	1509	3.0	4.3	19.3
77-78	80-79	2751	674-1457	.463	246-293	.840	87-163	250	393	239-4	124	236	27	1594	3.1	4.9	19.9
78-79	79-77	2575	662-1343	.493	237-277	.856	48-129	177	383	243-1	83	257	40	1561	2.2	4.8	19.8
79-80	80-77	2623	535-1116	.479	184-214	.860	48-175	223	362	208-0	101	186	28	1292	2.8	4.5	16.2
80-81	69-25	1771	331-697	.475	119-137	.869	32-108	140	229	185-2	70	136	10	799	2.0	3.3	11.6
81-82	61-13	1829	404-806	.501	123-156	.788	51-119	170	253	187-1	57	118	9	967	2.8	4.1	15.9
82-83	57-12	1361	255-587	.434	73-85	.859	35-75	110	156	132-2	45	81	4	605	1.9	2.7	10.6
Total	582-456	18422	4131-8647	.478	1367-1621	.843	431-1119	1550	2479	1662-11	718	1014	172	9743	2.7	4.3	16.7

Three-point field goals: 38-102 (.373) 79-80; 18-51 (.353) 80-81; 36-93 (.387) 81-82; 22-68 (.324) 82-83; Total 114-314 (.363).

### PLAYOFFS

75-76	3-3	126	39-61	.639	6-7	.857	3-4	2.3	15	11-1	5	---	2	84	2.3	5.0	28.0
-------	-----	-----	-------	------	-----	------	-----	-----	----	------	---	-----	---	----	-----	-----	------

77-78	9-9	305	82-165	.497	20-27	.741	4-26	3.3	58	20-0	12	29	8	184	3.3	6.4	20.4
-------	-----	-----	--------	------	-------	------	------	-----	----	------	----	----	---	-----	-----	-----	------

79-80	7-7	268	46-100	.460	10-10	1.000	4-17	3.0	37	25-1	11	16	0	111	3.0	5.3	15.9
-------	-----	-----	--------	------	-------	-------	------	-----	----	------	----	----	---	-----	-----	-----	------

80-81	7-0	181	28-61	.459	12-16	.750	4-19	3.3	22	22-1	10	12	1	70	3.3	3.1	10.0
-------	-----	-----	-------	------	-------	------	------	-----	----	------	----	----	---	----	-----	-----	------

81-82	6-6	232	38-77	.494	20-24	.833	4-11	2.5	28	23-0	8	22	1	101	2.5	4.7	16.8
-------	-----	-----	-------	------	-------	------	------	-----	----	------	---	----	---	-----	-----	-----	------

82-83	9-3	240	36-84	.429	14-17	.824	7-15	2.4	32	22-0	6	17	4	89	2.4	3.6	9.9
-------	-----	-----	-------	------	-------	------	------	-----	----	------	---	----	---	----	-----	-----	-----

Total	41-28	135	2269-548	.491	82-101	.812	26-92	118	192	123-3	52	96	16	639	2.9	4.7	15.6
-------	-------	-----	----------	------	--------	------	-------	-----	-----	-------	----	----	----	-----	-----	-----	------

Three-point field goals: 9-21 (.429) 79-80; 2-6 (.333) 80-81; 5-10 (.500) 81-82; 3-11 (.273) 82-83; Total 19-48 (.396).

### ALL-STAR

75-76	1-1	16	1-5	.200	0-0	.000	0-2	2	1	2-0	1	---	0	2	2.0	1.0	2.0
-------	-----	----	-----	------	-----	------	-----	---	---	-----	---	-----	---	---	-----	-----	-----

77-78	1-0	14	4-7	.571	0-0	.000	2-2	4	1	2-0	0	3	0	8	4.0	1.0	8.0
-------	-----	----	-----	------	-----	------	-----	---	---	-----	---	---	---	---	-----	-----	-----

Total	2-1	30	5-12	.417	0-0	.000	2-4	6	2	4-0	1	3	0	10	3.0	1.0	5.0
-------	-----	----	------	------	-----	------	-----	---	---	-----	---	---	---	----	-----	-----	-----

## JOE WOLF - 6-11 - 255 - Born 12/17/64 - North Carolina - Drafted by LA Clippers, First Round, 1987

Season	G-GS	MIN	FGM-A	PCT	FTM-A	PCT	OFF-DEF	TOT	AST	PF-D	ST	TO	BS	TP	RPG	APG	PPG
96-97	56-7	525	40-89	.449	14-19	.737	32-80	112	20	105-0	14	14	11	95	2.0	0.4	1.7

Three-point field goals: 1-7 (.143).

## DAVID WOOD - 6-9 - 230 - Born 11/30/64 - Nevada-Reno - Not Drafted

Season	G-GS	MIN	FGM-A	PCT	FTM-A	PCT	OFF-DEF	TOT	AST	PF-D	ST	TO	BS	TP	RPG	APG	PPG
96-97	46-0	240	20-38	.526	12-18	.667	5-22	27	13	36-0	7	6	6	57	0.6	0.3	1.2

Three-point field goals: 5-15 (.333).

## ORLANDO WOOLRIDGE - 6-9 - 215 - Born 12/16/59 - Notre Dame - Drafted by Chicago, First Round, 1981

Season	G-GS	MIN	FGM-A	PCT	FTM-A	PCT	OFF-DEF	TOT	AST	PF-D	ST	TO	BS	TP	RPG	APG	PPG
92-93	8-0	78	18-33	.545	7-9	.778	3-6	9	3	8-0	1	6	2	97	1.1	0.4	5.4

Three-point field goals: None attempted.

# ALL-TIME ROSTER

## HAYWOODE WORKMAN - 6-3 - 200 - Born 1/23/66 - Oral Roberts - Drafted by Atlanta, Second Round, 1989

Season	G-GS	MIN	FGM-A	PCT	FTM-A	PCT	OFF-DEF	TOT	AST	PF-D	ST	TO	BS	TP	RPG	APG	PPG
98-99	29-29	815	73-170	.429	37-47	.787	14-88	102	172	53-0	32	63	1	200	3.5	5.9	6.9
99-00	23-1	248	23-62	.371	9-13	.692	1-16	17	44	23-0	11	14	0	66	0.7	1.9	2.9
Total	52-30	1063	96-232	.414	46-60	.767	15-104	119	216	76-0	43	77	1	266	2.3	4.2	5.1

Three-point field goals: 17-47 (.362) '98-99; 11-29 (.379) '99-00; Total 28-76 (.368).

### PLAYOFFS

98-99	3-0	53	4-11	.364	5-6	.833	1-2	3	7	7-0	3	7	0	13	1.0	2.3	4.3
-------	-----	----	------	------	-----	------	-----	---	---	-----	---	---	---	----	-----	-----	-----

Three-point field goals: 0-3 (.000).

## YI JIANLIAN - 7-0 - 238 - Born 10/27/87 - China - Drafted by Milwaukee, First Round, 2007

Season	G-GS	MIN	FGM-A	PCT	FTM-A	PCT	OFF-DEF	TOT	AST	PF-D	ST	TO	BS	TP	RPG	APG	PPG
07-08	66-49	1647	219-520	.421	122-145	.841	106-238	344	55	153-1	36	90	56	566	5.2	0.8	8.6

Three-point field goals: 6-21 (.286).

## DANNY YOUNG - 6-4 - 175 - Born 7/26/62 - Wake Forest - Drafted by Seattle, Second Round, 1984

Season	G-GS	MIN	FGM-A	PCT	FTM-A	PCT	OFF-DEF	TOT	AST	PF-D	ST	TO	BS	TP	RPG	APG	PPG
94-95	7-0	77	9-17	.529	1-1	1.000	1-4	5	12	8-0	4	4	0	24	0.7	1.7	3.4

Three-point field goals: 5-12 (.417).

## BILL ZOPF - 6-1 - 170 - Born 6/7/48 - Duquesne - Drafted by Milwaukee, Second Round, 1970

Season	G-GS	MIN	FGM-A	PCT	FTM-A	PCT	OFF-DEF	TOT	AST	PF-D	ST	TO	BS	TP	RPG	APG	PPG
70-71	53-0	398	49-135	.363	20-36	.556	---	46	73	34-0	---	---	---	118	0.9	1.4	2.2

GENERAL  
INFO

FRONT  
OFFICE

PLAYERS

2012-13  
SEASON

STATS &  
RECORDS

HISTORY

NBA

OPPONENTS

MEDIA

# DRAFT HISTORY

Players in **BOLD** have appeared in games with the Bucks.

## 1968 EXPANSION DRAFT

Team	Player	From
Baltimore	John Egan	
Boston	<b>Wayne Embry</b>	
	Johnny Jones	
	Tom Thacker	
Cincinnati	Gran Gray, <b>Bob Love</b> , <b>Guy Rodgers</b>	
Detroit	<b>Len Chappell</b> , George Patterson	
Philadelphia	Larry Costello, Jim Reid	
St. Louis	<b>Jay Miller</b>	
San Diego	<b>Dave Gambee</b> , <b>Jon McGlocklin</b>	
San Francisco	<b>Fred Hetzel</b> , <b>Bob Warlick</b>	
Seattle	Bud Olsen, <b>Bob Wels</b>	

## 1968

Rd.	Pick	Player	From
1	7	<b>Charlie Paulk</b>	<b>Northeastern St.</b>
2	22	Eugene Moore	St. Louis
3	<b>35</b>	<b>Sam Williams</b>	<b>Iowa</b>
4	<b>50</b>	<b>Greg Smith</b>	<b>W. Kentucky</b>
5	63	Joe Franklin	Wisconsin
6	78	Fred Smith	Hawaii
7	91	Tom Kondla	Minnesota
8	106	Elbert Miller	Nevada So.
9	119	Cliff Berger	Kentucky
10	134	Gene Jones	Missouri
11	146	Brad Luchini	Marquette
12	159	Dave Miller	Florida

## 1969

Rd.	Pick	Player	From
1	<b>1</b>	<b>Kareem Abdul-Jabbar</b>	<b>UCLA</b>
2	<b>17</b>	<b>Bob Greacen</b>	<b>Rutgers</b>
3	31	Harley Swift	East Tennessee
4	<b>45</b>	<b>Bob Dandridge</b>	<b>Norfolk St.</b>
5	59	Ken Heitz	UCLA
6	<b>73</b>	<b>John Arthurs</b>	<b>Tulane</b>
7	87	Bill Keller	Purdue
8	101	John Schell	Wisconsin
9	115	Jim Satalin	St. Bonaventure
10	129	Willie Brown	Middle Tennessee
11	143	Bob Presley	California
12	157	Jack Lutz	Carthage
13	170	Lee Osgood	Northeastern
14	181	Waymon Stewart	Lakeland
15	190	Stan Wlodarczyk	LaSalle
16	196	Bill Voigt	SMU
17	202	Lynn Phillips	SMU
18	208	Ken Hall	Westminster

## 1970

Rd.	Pick	Player	From
1	<b>16</b>	<b>Gary Freeman</b>	<b>Oregon State</b>
2	<b>33</b>	<b>Bil Zopf</b>	<b>Duquesne</b>
3	<b>50</b>	<b>Marvin Winkler</b>	<b>So. Western LA</b>
4	67	Virgle Frederick	Drury (MO)
5	84	Mike Grosso	Louisville
6	101	Willie Watson	Oklahoma City
7	118	John Rinka	Kenyon
8	135	Jim Samo	Northwestern
9	152	Joe Hamilton	North Texas St.
10	169	Bob Seemer	Georgia Tech.

## 1971

Rd.	Pick	Player	From
1	17	Collis Jones	Notre Dame
3	51	Gary Brell	Marquette
4	68	Henry Smith	Missouri
5	<b>85</b>	<b>Barry Nelson</b>	<b>Duquesne</b>
6	102	Ed Kemp	Adams State
7	119	Gene Phillips	SMU
8	136	Felix Thurston	Trinity
9	152	Rick Howat	Illinois
10	168	Dan Fife	Michigan
11	182	Blaine Henry	Marshall
12	195	Gene Mumford	Scranton
13	207	Pierce Russell	Kansas
14	216	George Jackson	Dayton
15	224	Lloyd King	Virginia Tech

## 1972

Rd.	Pick	Player	From
1	<b>6</b>	<b>Russell Lee</b>	<b>Marshall</b>
1	12	Julius Erving	Massachusetts
2	<b>29</b>	<b>Chuck Terry</b>	<b>Long Beach St.</b>
3	46	George Adams	Gardner-Webb
4	63	Art White	Georgetown
5	79	Ron Harris	Wichita State
7	<b>113</b>	<b>Mickey Davis</b>	<b>Duquesne</b>
8	129	Charles Kirkland	Cheney St.
9	143	Jim Regenold	Ball State
10	156	Jolly Spright	Santa Clara

## 1973

Rd.	Pick	Player	From
1	<b>16</b>	<b>Swen Nater</b>	<b>UCLA</b>
4	59	Clyde Turner	Minnesota
4	67	Harry Rogers	St. Louis
5	85	Larry Jackson	Northern Illinois
6	101	Jim Floyd	Shaw College
7	119	Ed Childress	Austin Peay
8	135	Walt McGary	TN-Chattanooga
9	150	Bob Vacca	Quinnipiac
10	164	Ron Battle	Sam Houston St.

# DRAFT HISTORY

## 1974

Rd.	Pick	Player	From
1	18	<b>Gary Brokaw</b>	<b>Notre Dame</b>
3	54	Greg McDougald	Oral Roberts
4	72	Lionel Billingsy	Duquesne
5	90	John Johnson	Denver
6	108	Larry Williams	Kansas State
7	126	Bob Hornstein	West Virginia
8	144	Ralph Talarum	Cameron
9	161	Mike Deane	Potsdam State
10	178	Bruce Fetherston	SW Texas St.

## 1975

Rd.	Pick	Player	From
2	22	<b>Clyde Mayes</b>	<b>Furman</b>
2	24	Comelius Cash	Bowling Green
3	43	Brian Hammel	Bentley
4	60	Bill Campion	Manhattan
6	96	Oliver Purnell	Old Dominion
7	115	Wilbur Thomas	American
8	132	Bob McCurdy	Richmond
9	150	Eric Hays	Montana
10	165	Romie Thomas	WI-Eau Claire

## 1976

Rd.	Pick	Player	From
1	7	<b>Quinn Buckner</b>	<b>Indiana</b>
2	23	<b>Alex English</b>	<b>South Carolina</b>
2	24	<b>Scott Lloyd</b>	<b>Arizona</b>
3	40	<b>Lloyd Walton</b>	<b>Marquette</b>
4	59	Dan Frost	Iowa
5	75	Tom Lockhart	Manhattan
5	77	Jim Rappis	Arizona
6	92	Phil Spence	N. Carolina St.
7	112	Ron Barrow	Southern Univ.
8	129	Bob Warner	Maine
9	146	Bennie Shaw	Florida Tech
10	166	Hugo Cabrera	East Texas St.

## 1977

Rd.	Pick	Player	From
1	1	<b>Kent Benson</b>	<b>Indiana</b>
1	3	<b>Marques Johnson</b>	<b>UCLA</b>
1	11	<b>Ernie Grunfeld</b>	<b>Tennessee</b>
2	27	Glen Williams	St. John's (NY)
3	47	Gary Yoder	Cincinnati
4	69	Lewis Brown	Nevada-Las Vegas
5	91	Ron Norwood	DePaul
6	113	Chuck Goodyear	Miami (OH)
7	134	Ron Bostic	Detroit
8	154	Larry Pikes	WI-Milwaukee

## 1978

Rd.	Pick	Player	From
1	12	<b>George Johnson</b>	<b>St. John's (NY)</b>
3	59	<b>Pat Cummings</b>	<b>Cincinnati</b>
4	80	<b>Otis Howard</b>	<b>Austin Peay</b>
5	103	Russ Coleman	U. of the Pacific
6	124	Dave Kyle	Cleveland State
7	146	Kim Anderson	Missouri
8	164	Tom Zaliageris	North Carolina
9	182	Gary Rosenberger	Marquette
10	196	Tom Anderson	WI-Green Bay

## 1979

Rd.	Pick	Player	From
1	5	<b>Sidney Moncrief</b>	<b>Arkansas</b>
2	31	Edgar Jones	Nevada
3	52	Larry Gibson	Maryland
4	69	Eugene Robinson	NE Louisiana
5	97	James Tillman	Eastern KY
6	116	Derrick Mayes	Illinois
7	138	Stan Ray	Cal-Fullerton
8	156	Larry Spicer	AL-Birmingham
9	174	Roger Lapham	Maine
10	193	Chris Fahrback	North Dakota

## 1980

Rd.	Pick	Player	From
3	63	Al Beal	Oklahoma
4	86	Jeff Wolf	North Carolina
5	109	Ken Jones	VA Commonwealth
6	132	Alex Gilbert	Indiana State
7	155	Ron White	Furman
8	174	Keith Valentine	Virginia Union
9	194	Del Yarbrough	Illinois St.
10	210	Melvin Crayton	Alabama State

## 1981

Rd.	Pick	Player	From
1	21	<b>Alton Lister</b>	<b>Arizona State</b>
3	67	Mark Smith	Illinois
4	90	Kris Anderson	Florida State
5	113	Kelvin Troy	Rutgers
6	136	Jo Jo Hunter	Colorado
7	159	Lewis Latimore	Virginia
8	181	Mike Brkovich	Michigan State
9	202	Chip Rucker	Northeastern
10	221	Artie Green	Marquette

## 1982

Rd.	Pick	Player	From
1	20	<b>Paul Pressey</b>	<b>Tulsa</b>
2	27	<b>Fred Roberts</b>	<b>Brigham Young</b>
4	89	Jerry Beck	Middle TN State
6	135	Tony Carr	WI-Eau Claire
7	158	Bobby Austin	Cincinnati
8	181	Bryan Leonard	Illinois
9	202	Robert Tate	Idaho State
10	223	Bob Coenan	WI-Eau Claire

## 1983

Rd.	Pick	Player	From
1	18	<b>Randy Breuer</b>	<b>Minnesota</b>
2	41	Ted Kitchel	Indiana
2	42	Mike Davis	Alabama
3	65	Billy Goodwin	St. John's (NY)
4	88	Mark Nickens	American
5	111	Mark Petteway	New Orleans
6	120	Russel Todd	West Virginia
6	134	Charles Hurt	Kentucky
7	157	Anthony Kicks	Xavier (OH)
8	180	Brett Burkholder	DePaul
9	202	Billy Varner	Notre Dame
10	223	Bob Kelly	St. John's (NY)

GENERAL  
INFO

FRONT  
OFFICE

PLAYERS

2012-13  
SEASON

STATS &  
RECORDS

HISTORY

NBA

OPPONENTS

MEDIA

# DRAFT HISTORY

## 1984

Rd.	Pick	Player	From
1	21	<b>Kenny Fields</b>	<b>UCLA</b>
3	67	Vernon Delancy	Florida
5	113	Ernie Floyd	Holy Cross
6	120	McKinley Singleton	AL-Birmingham
6	136	Mike Reddick	Stetson
7	159	Tony Williams	Florida State
8	182	Brad Jergenson	South Carolina
9	204	Edwin Green	Massachusetts
10	226	Mike Toomer	Florida A&M

## 1985

Rd.	Pick	Player	From
1	22	<b>Jerry Reynolds</b>	<b>Louisiana St.</b>
3	68	Eugene McDowell	Florida
4	91	Cozell McQueen	NC State
5	114	Ray Knight	Providence
6	137	Quintin Anderson	Texas Tech
7	160	Mario Elie	American International

## 1986

Rd.	Pick	Player	From
1	22	<b>Scott Skiles</b>	<b>Michigan State</b>
2	45	<b>Keith Smith</b>	<b>Loyola Marymount</b>
3	68	Baskerville Holmes	Memphis State
5	114	Bobby Deaton	Southwestern (TX)
6	137	John Kimbrell	David Lipscomb
7	160	Jeff Strong	Missouri

## 1987

Rd.	Pick	Player	From
2	32	Bob McCann	Morehead State
2	40	Winston Garland	SW Missouri St.
3	64	J.J. Weber	Wisconsin
4	87	Darryl Bedford	Austin Peay
5	110	Brian Vaughns	CA-Santa Barbara
6	133	Gary Elmore	Virginia Military

## 1988

Rd.	Pick	Player	From
1	13	<b>Jeff Grayer</b>	<b>Iowa State</b>
2	39	<b>Tito Horford</b>	<b>Miami (FL)</b>
3	63	Mike Jones	Auburn

## 1989

Rd.	Pick	Player	From
2	30	<b>Frank Kornet</b>	<b>Vanderbilt</b>

## 1990

Rd.	Pick	Player	From
1	16	Terry Mills	Michigan
2	44	<b>Steve Henson</b>	<b>Kansas State</b>

## 1991

Rd.	Pick	Player	From
1	18	Kevin Brooks	SW Louisiana
2	45	Bobby Phills	Southern (LA)

## 1992

Rd.	Pick	Player	From
1	8	<b>Todd Day</b>	<b>Arkansas</b>
1	23	<b>Lee Mayberry</b>	<b>Arkansas</b>

## 1993

Rd.	Pick	Player	From
1	8	<b>Vin Baker</b>	<b>Hartford</b>

## 1994

Rd.	Pick	Player	From
1	1	<b>Glenn Robinson</b>	<b>Purdue</b>
1	18	<b>Eric Mobley</b>	<b>Pittsburgh</b>
2	46	Voshon Lenard	Minnesota

## 1995

Rd.	Pick	Player	From
1	11	Gary Trent	Ohio
2	38	Rashard Griffith	Wisconsin
2	43	Eric Snow	Michigan State

## 1996

Rd.	Pick	Player	From
1	4	Stephon Marbury	Georgia Tech
2	33	Moochie Norris	West Florida
2	53	<b>Jeff Nordgaard</b>	<b>WI-Green Bay</b>

## 1997

Rd.	Pick	Player	From
1	10	Danny Fortson	Cincinnati
2	39	<b>Jerald Honeycutt</b>	<b>Tulane</b>

## 1998

Rd.	Pick	Player	From
1	9	Dirk Nowitzki	Germany
1	19	Pat Garrity	Notre Dame
2	39	<b>Rafer Alston</b>	<b>Fresno State</b>

## 1999

Rd.	Pick	Player	From
2	48	Galen Young	UNC-Charlotte

## 2000

Rd.	Pick	Player	From
1	15	Jason Collier	Georgia Tech
2	43	<b>Michael Redd</b>	<b>Ohio State</b>
2	49	<b>Jason Hart</b>	<b>Syracuse</b>

## 2001

Rd.	Pick	Player	From
2	52	Andre Hutson	Michigan State

## 2002

Rd.	Pick	Player	From
1	13	<b>Marcus Haislip</b>	<b>Tennessee</b>
2	34	<b>Dan Gadzuric</b>	<b>UCLA</b>
2	42	<b>Ronald Murray</b>	<b>Shaw (NC)</b>
2	48	Chris Owens	Texas

## 2003

Rd.	Pick	Player	From
1	8	<b>T.J. Ford</b>	<b>Texas</b>
2	35	Szymon Szewczyk	Braunschweig
2	43	Keith Bogans	Kentucky

## 2004

NO PICKS



## 2005

<u>Rd.</u>	<u>Pick</u>	<u>Player</u>	<u>From</u>
1	1	Andrew Bogut	Utah
2	36	Ersan Ilyasova	Turkey

## 2006

<u>Rd.</u>	<u>Pick</u>	<u>Player</u>	<u>From</u>
2	39	David Noel	North Carolina

## 2007

<u>Rd.</u>	<u>Pick</u>	<u>Player</u>	<u>From</u>
1	6	Yi Jianlian	China
2	56	Ramon Sessions	Nevada

## 2008

<u>Rd.</u>	<u>Pick</u>	<u>Player</u>	<u>From</u>
1	8	Joe Alexander	West Virginia
2	37	Luc Richard Mbah a Moute	UCLA

## 2009

<u>Rd.</u>	<u>Pick</u>	<u>Player</u>	<u>From</u>
1	10	Brandon Jennings	L.V. Roma (Italy)
2	41	Jodie Meeks	Kentucky

## 2010

<u>Rd.</u>	<u>Pick</u>	<u>Player</u>	<u>From</u>
1	15	Larry Sanders	VA Commonwealth
2	37	Darington Hobson	New Mexico
2	44	Jerome Jordan	Tulsa
2	47	Tiny Gallon	Oklahoma

## 2011

<u>Rd.</u>	<u>Pick</u>	<u>Player</u>	<u>From</u>
1	10	Jimmer Fredette	BYU
2	40	Jon Leuer	Wisconsin

## 2012

<u>Rd.</u>	<u>Pick</u>	<u>Player</u>	<u>From</u>
1	14	John Henson	North Carolina
2	42	Doron Lamb	Kentucky

## 2013

<u>Rd.</u>	<u>Pick</u>	<u>Player</u>	<u>From</u>
1	15	Giannis Antetokounmpo	Greece
2	43	Ricky Ledo	Providence

GENERAL  
INFO

FRONT  
OFFICE

PLAYERS

2012-13  
SEASON

STATS &  
RECORDS

HISTORY

NBA

OPPONENTS

MEDIA

# SIGNIFICANT TRANSACTIONS

## 1968

---

Nov. 23: Bob Love and Bob Weiss traded to Chicago for Flynn Robinson.

## 1970

---

April 21: Flynn Robinson and Charlie Paulk traded to Cincinnati for Oscar Robertson.

Sept. 15: Don Smith traded to Seattle for Bob Boozer and Lucius Allen.

## 1971

---

Dec 9: Greg Smith and third round 1973 draft pick traded to Houston Rockets for Curtis Perry and Rockets' first round 1972 draft pick.

## 1972

---

March 6: Announced that Wayne Embry had been hired as the team's new general manager, making him the first African-American GM in NBA history.

## 1974

---

Nov. 9: Guard Lucius Allen traded to Los Angeles Lakers for Jim Price.

## 1975

---

June 5: Compensated \$150,000 and two Atlanta 1976 second round draft picks by Atlanta for Atlanta's illegal signing of Bucks number one draft pick, Julius Erving, in 1972. NBA Commissioner Lawrence O'Brien levied the fine and awarded picks to the Bucks. Bucks retained all future rights to Erving. Hawks were also fined \$250,000, payable to the NBA.

June 16: Traded Kareem Abdul-Jabbar and Walt Wesley to Los Angeles Lakers for Elmore Smith, Brian Winters, David Meyers, Junior Bridgeman, and future considerations.

## 1976

---

Sept. 9: Don Nelson named assistant coach.

Nov. 4: James F. Fitzgerald elected president of Milwaukee Professional Sports and Services.

Nov. 22: Don Nelson named head coach and director of player personnel.

## 1977

---

Jan. 14: Traded Elmore Smith and Gary Brokaw to Cleveland for Rowland Garrett and 1977 and 1978 first round picks.

Feb. 13: Milwaukee hosted NBA All-Star Game.

June 7: Swen Nater traded to Buffalo for third pick in the first round of the 1977 draft.

June 20: John Killilea named assistant coach and assistant director of player personnel.

Aug. 16: Bob Dandridge signed by Washington as a free agent. Bucks compensated with cash, sum unannounced.

## 1978

---

July 14: Brian Winters signed a five-year agreement.

## 1980

---

Feb. 4: Bob Lanier acquired from Detroit for Kent Benson and the Bucks first round draft choice in 1980.

Sept. 11: Mickey Johnson acquired from Indiana for George Johnson and the Bucks second round draft choice in 1982.

## 1981

---

Aug. 20: Alton Lister signed to a six-year contract.

## 1982

---

June 29: Pat Cummings traded to Dallas for Mavericks second round (27th overall) 1982 draft selection.

Sept. 10: Dave Cowens acquired from Boston for Quinn Buckner.

Nov. 10: Mickey Johnson and negotiating rights to Fred Roberts (Bucks 1982 second round draft pick who was playing in Europe) traded to New Jersey for Phil Ford and best of New Jersey's three 1983 second round draft picks (their own, Los Angeles Lakers', or Phoenix's).

## 1983

---

June 24: Mike Schuler signed three-year pact as assistant coach.

Aug. 1: Nate Archibald claimed on waivers from Boston.

Aug. 18: Dave Cowens released from final year of contract.

## 1984

---

June 21: Don Nelson announced decision to continue as head coach and director of player personnel.

Sept. 25: Mike Dunleavy signed to a two-year contract.

Sept. 29: Bucks obtained Terry Cummings, Craig Hodges and Ricky Pierce from the Los Angeles Clippers in exchange for Marques Johnson, Junior Bridgeman, Harvey Catchings and an undisclosed amount of cash.

## 1985

---

March 1: Herb Kohl purchased the Milwaukee Bucks from Jim Fitzgerald.

## 1986

---

June 2: Del Harris, who earlier in the season resigned as a scout of the club, rejoined the Bucks as an assistant coach.

June 14: Rick Majerus joined the Bucks as an assistant coach.

July 1: Jack Sikma and two second round draft picks obtained from Seattle for Alton Lister and two first round draft picks. The draft picks were in 1987 and 1989.

## 1987

---

April 1: Rick Majerus resigned as assistant coach to become head coach at Ball State University. Les Habegger was named to replace Majerus for remainder of the season.

May 27: Don Nelson resigned as vice president of basketball operations and head coach.

June 4: Del Harris named head coach.

Nov. 18: Larry Krystkowiak acquired from San Antonio for Charles Davis, cash and future considerations.

Note:

This is not a comprehensive list of all transactions in team history.

**1988**

- Feb. 25: Craig Hodges traded to Phoenix along with the Bucks second round draft choice in 1988 (acquired from Golden State as resolution of the Don Nelson contract matter) for Jay Humphries.
- May 19: Terry Cummings signed to a four-year contract.
- June 23: Fred Roberts acquired from Miami for the least favorable of Milwaukee's 1989 second round draft picks.
- June 27: Sidney Moncrief signed to a one-year contract.
- Oct. 4: Jerry Reynolds traded to Seattle for a second round draft pick in 1990.
- Oct. 6: Jeff Grayer signed to a three-year contract. Ricky Pierce signed a contract extension through the 1991-92 season. Randy Breuer signed to a four-year contract.
- Oct. 7: Jay Humphries signed to a four-year contract.

**1989**

- May 28: Terry Cummings traded to San Antonio for Alvin Robertson, Greg Anderson and the Spurs' 1989 second round pick.
- Sept. 8: Fred Roberts signed a three-year contract extension.
- Sept. 25: Del Harris signed to a three-year contract extension and assumed the title of VP-basketball operations.
- Oct. 4: Lee Rose hired as director of player personnel.

**1990**

- Jan. 4: Brad Lohaus acquired from Minnesota for Randy Breuer and a conditional one-time exchange of second round draft picks in 1991 or 1992.
- June 11: Mike Dunleavy resigned assistant coach position to become head coach of Los Angeles Lakers.
- July 30: Larry Riley promoted to assistant coach/scout. Larry Harris appointed scout/video coordinator.
- Aug. 1: Dan Schayes acquired from Denver for the draft rights to Terry Mills. Frank Brickowski acquired from San Antonio in a trade for Paul Pressey.

**1991**

- Jan. 16: Greg Anderson traded to New Jersey for Lester Conner.
- Feb. 15: Dale Ellis acquired from Seattle for Ricky Pierce.
- July 10: Moses Malone signed to a two-year contract with an option for a third season.
- Dec. 4: Del Harris relinquished head coaching responsibilities. Frank Hamblen named head coach. Lee Rose becomes assistant coach while retaining title of director of player personnel.

**1992**

- April 7: Del Harris stepped down as vice president of basketball operations by mutual agreement.
- May 12: Mike Dunleavy signed contract providing for his service as head coach through 1999-2000.
- June 24: Theodore Edwards, Eric Murdock, along with the Jazz' 23rd pick in the first round of the 1992 NBA Draft acquired from Utah for Jay Humphries and

- Larry Krystkowiak.
- July 1: Dale Ellis traded to San Antonio for Tracy Murray. Murray traded to Portland for Alaa Abdelnaby.
- Aug. 4: Sam Vincent acquired from Orlando along with the Magic's 1994 second round draft pick for Lester Conner.
- Sept. 25: Head Coach Mike Dunleavy took on additional duties as vice president of basketball operations.
- Oct. 9: Lee Mayberry signed to a four-year contract.
- Oct. 28: Todd Day signed to a five-year contract.
- Dec. 4: Jon Barry and Boston's second round draft pick in 1995 acquired from Boston for Alaa Abdelnaby.

**1993**

- Feb. 25: Orlando Woolridge acquired from Detroit for Alvin Robertson.
- Sept. 14: Vin Baker signed to a 10-year contract.

**1994**

- Jan. 15: Anthony Cook acquired from Orlando along with the Magic's conditional 1994 first round draft pick (Eric Mobley) and a 1995 second round pick from Orlando for Anthony Avent.
- Feb. 24: Mike Gminski acquired from Charlotte along with a conditional 1996 first round draft pick for Frank Brickowski.
- Feb. 24: Dan Schayes traded to the Los Angeles Lakers for a conditional second round draft pick in 1995.
- June 29: Ed Pinckney and draft rights to Andrei Fetisov acquired from Boston for Blue Edwards and Derek Strong.
- July 12: Voshon Lenard, the Bucks second round draft pick in 1994 (46th overall), announced his intention to return to college for his senior season. Bucks retain his rights for one year after his class graduated.
- Nov. 5: Glenn Robinson signed to a 10-year contract.

**1995**

- June 28: Shawn Respert acquired from Portland in exchange for Gary Trent, the 11th pick in the draft and a conditional 1996 first round draft pick held by the Bucks. Aurelijius Zukauskas acquired from Seattle along with the middle of the Sonics' three 1996 second round picks for Eric Snow.
- Sept. 27: Shawn Respert signed to a three-year contract.
- Oct. 2: Voshon Lenard signed to a one-year contract.
- Oct. 4: Marty Conlon signed to a two-year contract.
- Oct. 7: Johnny Newman signed to a three-year contract.
- Nov. 26: Sherman Douglas acquired from Boston for Todd Day and Alton Lister.
- Nov. 27: Benoit Benjamin acquired from Vancouver for Eric Mobley and Eric Murdock.

**1996**

- April 27: Herb Kohl announced that Mike Dunleavy would not return as head coach for the 1996-97 season but would retain his position as vice president of basketball operations/general manager.
- June 17: Chris Ford named head coach.
- June 26: Ray Allen acquired from Minnesota for Stephon

# SIGNIFICANT TRANSACTIONS

- Marbury and a future Minnesota first round draft pick.
- July 9: Lee Rose resigned as vice president of player personnel to accept an assistant coaching position with Charlotte.
- July 11: Andrew Lang acquired from Minnesota in return for Minnesota's future first-round draft choice to complete draft day trade.
- July 26: Ray Allen signed to a three-year contract.
- Aug. 6: Armen Gilliam signed to a four-year contract.
- Sept. 25: Elliot Perry acquired from Phoenix for Marty Conlon and a conditional first round draft pick (1999).
- Oct. 3: Larry Harris promoted to director of scouting.
- Dec. 4: Chucky Brown acquired from Phoenix for Darrin Hancock and a conditional second round draft pick (Bucks own pick) in 1998 or 1999.

## 1997

---

- Feb. 20: Acie Earl acquired from Toronto for Shawn Respert.
- April 26: Mike Dunleavy resigned as vice president of basketball operations/general manager.
- June 25: Ervin Johnson acquired from Denver for Johnny Newman, Joe Wolf and the draft rights to Danny Fortson.
- July 16: Bob Weinbauer named general manager.
- July 29: Michael Curry signed to a two-year contract.
- Sept. 25: Terrell Brandon and Tyrone Hill and Cleveland's first round draft pick in 1998 (protected to the top ten picks) acquired from Cleveland in a three team deal in which Milwaukee traded Vin Baker to Seattle and the SuperSonics traded Shawn Kemp to Cleveland.

## 1998

---

- June 24: Traded the draft rights of Dirk Nowitzki and Pat Garrity to Dallas for Robert Traylor.
- Aug. 26: Chris Ford released as head coach.
- Aug. 29: George Karl named head coach.
- Sept. 17: Terry Stotts named assistant coach.
- Oct. 22: Ron Adams and Mike Thibault named as assistant coaches. Larry Harris promoted to director of player personnel. Dave Babcock promoted to director of scouting. Dan Kohl named assistant director of player personnel. Mike McNeive named scout/assistant.

## 1999

---

- Jan. 21: Robert Traylor signed to a multi-year contract.
- Jan. 22: Dell Curry and Adonis Jordan signed to one-year contracts.
- Jan. 23: Andrew Lang traded to Chicago for a future second round draft choice.
- Feb. 2: Vinny Del Negro signed to a multi-year contract.
- March 11: Terrell Brandon traded to Minnesota. Elliott Perry traded to New Jersey. Paul Grant acquired from Minnesota. Sam Cassell and Chris Gatling acquired from New Jersey. Tyrone Hill and Jerald Honeycutt traded to Philadelphia for Tim Thomas and Scott Williams.
- March 17: Haywoode Workman signed to a 10-day contract.
- Aug. 13: Ernie Grunfeld named general manager.
- Aug. 19: Chris Gatling and Armen Gilliam traded to Orlando

- for Dale Ellis and Danny Manning.
- Aug. 20: J.R. Reid signed to a multi-year contract.
- Sept. 22: Rafer Alston signed to a two-year contract. Darvin Ham signed to a one-year contract.
- Sept. 28: Don Newman named as assistant coach.
- Dec. 6: Signed Glenn Robinson to a one-year contract extension through the 2004-05 season.

## 2000

---

- Jan. 18: Dale Ellis traded to Charlotte for two second round draft choices (2000 & 2002).
- Feb. 16: Signed forward Mirsad Turkcan to a contract.
- June 28: Traded the draft rights to Jason Collier and a 2001 first-round pick to Houston for the draft rights to Joel Pryzbilla.
- Aug. 1: Signed Tim Thomas to a multi-year contract.
- Aug. 3: Troy Wenzel named athletic trainer.
- Aug. 14: Signed Darvin Ham to a two-year contract.
- Aug. 22: Acquired Lindsey Hunter from Detroit in exchange for Billy Owens.
- Nov. 24: Signed Jerome Kersey to a contract.

## 2001

---

- March 28: George Karl signed a two-year contract extension through the 2003-04 season.
- June 19: Darvin Ham exercised one-year option.
- June 28: Greg Foster acquired from L.A. Lakers for Lindsey Hunter.
- June 29: Bucks exercised one-year option on Scott Williams.
- July 30: Signed Rafer Alston to a contract for the 2001-02 season.
- Aug. 2: Promoted Larry Harris to assistant general manager.
- Sept. 5: Promoted Dan Kohl to director of player personnel.
- Oct. 5: Announced that Tim Grgurich joined staff as a basketball consultant.
- Oct. 9: George Karl named head coach of the USA Men's Basketball team for 2002 World Championships.
- Oct. 22: Acquired Aleksandar Radojevic and Houston's 2002 second round pick in a three-team deal for Scott Williams and a conditional first round pick.
- Oct. 23: Signed Ervin Johnson to a two-year contract extension.
- Oct. 25: Signed Anthony Mason to a multi-year contract.
- Oct. 29: Bucks requested waivers on Jason Hart and Aleksandar Radojevic.

## 2002

---

- Feb. 7: Sam Cassell signed to a multi-year contract extension.
- March 5: Signed Greg Anthony for the remainder of the season.
- July 19: Signed Marcus Haislip to a multi-year contract.
- July 25: Announced assistant coach Terry Stotts would not return for the 2002-03 season.
- Aug. 2: Acquired Toni Kukoc, Leon Smith and a 2003 first-round draft choice from Atlanta for Glenn Robinson.
- Aug. 16: Announced assistant coach Mike Thibault would not return for 2002-03 season.
- Aug. 20: Announced hiring of Sam Mitchell as assistant coach.

Aug. 23:	Guard Mike Wilks signed.		
Aug. 29:	Guard Ronald Murray and center Dan Gadzuric signed.	Feb. 28:	Signed Anthony Goldwire to a 10-day contract.
Sept. 6:	Free agent guard Kevin Ollie signed.	March 5:	Signed Brevin Knight to a contract. Anthony Goldwire was released from his contract.
Sept. 25:	Free agents Laron Profit and Cedric Henderson signed.	June 24:	Zaza Pachulia acquired from Charlotte in exchange for Bucks 2004 second round draft pick (45th overall).
Sept. 30:	Center Jamal Sampson signed.	July 2:	Named Jerome Kersey assistant coach.
Oct. 14:	Bucks matched Mavericks offer sheet to retain guard Michael Redd.	July 3:	Named Jim Boylen assistant coach.
Oct. 23:	Waivers requested on Laron Profit and Cedric Henderson.	July 15:	Signed restricted free agent Etan Thomas (Washington) to an offer sheet.
Oct. 28:	Waivers requested on Mike Wilks.	July 29:	Washington Wizards matched offer made to Etan Thomas.
Oct. 31:	Team option exercised on center Joel Przybilla for the 2003-04 season.	July 29:	Named Andre Daniel head athletic trainer and John Anderson assistant trainer and assistant strength and conditioning coach.

## 2003

Feb. 20:	Gary Payton and Desmond Mason acquired from Seattle in exchange for Ray Allen, Kevin Ollie, Ron Murray and conditional draft pick.	Aug. 5:	Signed Mike James, Zendon Hamilton and Lonnie Jones to contracts.
June 26:	Draft rights to Keith Bogans traded to Orlando for cash considerations.	Aug. 6:	Signed restricted free agent Mo Williams to a multi-year offer sheet.
June 27:	Acquired Joe Smith and Anthony Peeler from Minnesota in exchange for Sam Cassell and Ervin Johnson.	Aug. 21:	Announced that the Utah Jazz will not match the Bucks offer sheet to restricted free agent Mo Williams.
June 29:	Bucks and GM Ernie Grunfeld reached agreement to release Grunfeld from remaining year of contract. Larry Harris named acting general manager.	Aug. 23:	Signed Mo Williams to a multi-year contract; Bucks re-sign Toni Kukoc.
July 1:	Larry Harris named general manager.	Oct. 30:	Waived Lonnie Jones
July 2:	T.J. Ford signed a four-year contract.	Nov. 2:	Signed free agent Anthony Goldwire to a contract.
July 7:	Requested waivers on Anthony Peeler.	Nov. 4:	Requested waivers on Marcus Haislip; signed free agent Marcus Fizer to a contract.
July 10:	Requested waivers on Jamal Sampson.	Nov. 29:	Requested waivers on Anthony Goldwire.
July 17:	Signed Daniel Santiago, Brian Skinner and Erick Strickland each to multi-year contracts.	Dec. 18:	Signed Eddie House to a contract.

## 2005

July 20:	Announced that Head Coach George Karl would not return to bench for 2003-04 season.	Feb. 24:	Acquired Reece Gaines and two second round picks ('06, '07) from Houston for Mike James, Zendon Hamilton
July 23:	Signed Damon Jones to a free agent contract.	Feb. 24:	Acquired Calvin Booth, Alan Henderson and an undisclosed amount of cash from Dallas for Keith Van Horn.
Aug. 6:	Terry Porter hired as the eighth head coach in Bucks franchise history.	Feb. 25:	Requested waivers on Alan Henderson.
Aug. 13:	Mike Schuler hired as assistant coach.	March 7:	Signed Anthony Goldwire to a contract.
Aug. 14:	Jim Todd named assistant coach/player development.	May 6:	Announced assistant coaches Mike Schuler & Jerome Kersey would not return to Bucks for 2005-06 season.
Aug. 22:	Bob Ociepka hired as assistant coach.	May 31:	Assistant coach Jim Boylen resigned.
Aug. 26:	Steve Condon named athletic trainer.	June 3:	Promoted Dave Babcock to director of player personnel.
Oct. 10:	Reached a settlement with Anthony Mason and requested waivers on him.	June 7:	Hired Mike Sanders as an assistant coach.
Oct. 16:	Reached a settlement with Jason Caffey and requested waivers on him.	June 13:	Hired Dwayne Wilson as equipment manager.
Oct. 27:	Desmond Mason signed three-year contract extension.	June 22:	Announced Head Coach Terry Porter would not return for the 2005-06 season.
Dec. 5:	Signed Dan Langhi to a free agent contract.	June 27:	Made qualifying offers to Dan Gadzuric and Zaza Pachulia.

## 2004

Jan. 6:	Requested waivers on Dan Langhi.	June 28:	Acquired Jiri Welsch from Cleveland for a 2006 second round pick.
Feb. 15:	Acquired Keith Van Horn from the Knicks for Tim Thomas as part of a three-team deal that also included Atlanta. The deal sent Thomas from Milwaukee to New York, Joel Przybilla from Milwaukee to Atlanta, Keith Van Horn from New York to Milwaukee, Michael Doleac and a second round draft pick from New York to Atlanta, and Nazr Mohammed from Atlanta to New York.	July 1:	Signed Andrew Bogut to a multi-year contract.
		July 8:	Hired Terry Stotts as the ninth head coach in team history.
		July 20:	Hired Brian James as an assistant coach.
		July 25:	Hired Lester Conner as an assistant coach.

# SIGNIFICANT TRANSACTIONS

- Aug. 5: Re-signed Toni Kukoc to a one-year contract.  
Aug. 6: Declined to match Atlanta's offer sheet for Zaza Pachulia.  
Aug. 8: Signed Bobby Simmons to a multi-year contract.  
Aug. 12: Re-signed Dan Gadzuric to a multi-year contract.  
Aug. 13: Re-signed Michael Redd to a multi-year contract.  
Aug. 18: Signed Charlie Bell to a multi-year contract.  
Aug. 23: Signed Ersan Ilyasova to a two-year contract.  
Aug. 29: Signed Ervin Johnson to a one-year contract.  
Oct. 2: Signed free agent Josh Davis to a contract.  
Oct. 26: Acquired Jamaal Magloire from New Orleans in exchange for Desmond Mason, the Bucks 2006 first round draft choice and cash considerations.  
Oct. 28: Picked up the fourth-year option on T.J. Ford's contract.  
Nov. 3: Picked up the 2006-07 option on General Manager Larry Harris' contract and extended his contract through 2007-08.

## 2006

---

- March 6: Hired Scott Howard to the scouting staff.  
May 9: Assistant General Manager Dan Kohl announced that he will leave the organization.  
June 22: Larry Krystkowiak hired as an assistant coach.  
June 28: Acquired draft rights for Damir Markota from San Antonio in exchange for the better of Milwaukee's two second round draft picks in the 2007 NBA Draft.  
June 29: Picked up the third-year option on Andrew Bogut's contract.  
June 30: Acquired Charlie Villanueva from Toronto in exchange for T.J. Ford and cash considerations.  
July 3: Signed David Noel to a multi-year contract.  
July 18: Signed free agent Lynn Greer to a multi-year contract.  
July 25: Signed Damir Markota to a multi-year contract.  
July 31: Acquired Steve Blake, Brian Skinner and Ha Seung-Jin from Portland in exchange for Jamaal Magloire.  
Aug. 10: Acquired Ruben Patterson from Denver in exchange for Joe Smith.  
Sept. 21: Signed free agent Chris McCray to a contract.  
Oct. 28: Requested waivers on Ha Seung-Jin.

## 2007

---

- Jan. 4: Requested waivers on Chris McCray.  
Jan. 11: Acquired Earl Bokins, Julius Hodge and cash considerations from Denver in exchange for Steve Blake.  
Feb. 7: Requested waivers on Julius Hodge.  
Feb. 8: Signed Jared Reiner to a 10-day contract.  
Feb. 18: Signed Jared Reiner to a second 10-day contract.  
Feb. 27: Signed Jared Reiner for the remainder of the 2006-07 season.  
March 14: Announced that Terry Stotts was relieved of his head coaching duties.  
March 15: Announced Larry Krystkowiak was hired as the 10th head coach in team history.  
April 26: Announced assistant coach Mike Sanders would not return to Bucks for 2007-08 season.  
June 4: Hired Bill Peterson as assistant coach/player devel-

- opment.  
June 5: Hired Tony Brown as assistant coach.  
June 15: Hired Jim Todd as assistant coach.  
June 16: Ersan Ilyasova accepted a two-year contract with AXA FC Barcelona (Spain). The Bucks retained his NBA rights.  
June 21: Exercised fourth-year options on Andrew Bogut and Charlie Villanueva's rookie contracts. Both were then signed through the 2008-09 season.  
June 21: Made qualifying offers to Charlie Bell and Ersan Ilyasova.  
July 20: Signed free agent Jake Voskuhl to a contract.  
July 23: Signed free agent Desmond Mason to a multi-year contract.  
July 24: Re-signed Mo Williams to a multi-year contract.  
Aug. 7: Signed Awwee Storey to a free agent contract.  
Aug. 29: Signed 2007 first round pick Yi Jianlian to a multi-year contract.  
Sept. 7: Requested waivers on Damir Markota.  
Sept. 11: Signed 2007 second round pick Ramon Sessions to a multi-year contract.  
Sept. 14: Jarinn Akana hired as assistant coach/player development.  
Sept. 18: Signed free agent Royal Ivey to a contract.  
Sept. 20: Matched offer sheet from Miami Heat to retain Charlie Bell.  
Sept. 22: Signed free agent Michael Ruffin to a contract.  
Sept. 24: Requested waivers on Lynn Greer.

## 2008

---

- March 14: Requested waivers on David Noel.  
March 19: Relieved Larry Harris of his general manager duties.  
April 11: John Hammond hired as general manager.  
April 17: Relieved Larry Krystkowiak of his head coaching duties.  
April 18: Jeff Weltman hired as assistant general manager.  
April 21: Scott Skiles hired as the 11th head coach in team history.  
May 13: Marc Boff hired as head athletic trainer. Dave Dean promoted to director of basketball administration and Jon Horst hired as director of basketball operations.  
May 14: Jim Boylan, Lionel Hollins, Kelvin Sampson and Joe Wolf hired as assistant coaches.  
June 26: Acquired Richard Jefferson from New Jersey in exchange for Bobby Simmons and Yi Jianlian.  
June 30: Jeff Macy hired as head strength and conditioning coach and Scott Barthlama hired as assistant athletic trainer/assistant strength and Conditioning Coach.  
July 8: Signed 2008 first round pick Joe Alexander to a multi-year contract.  
July 9: Signed 2008 second round pick Luc Richard Mbah a Moute to a multi-year contract.  
July 11: Signed Andrew Bogut to multi-year contract extension.  
July 17: Signed free agents Malik Allen and Tyrron Lue to contracts.  
Aug. 13: Acquired Adrian Griffin and Luke Ridnour from Oklahoma City (formerly Seattle) and Damon Jones from Cleveland in a three-team deal. Milwaukee sent Mo Williams to Cleveland and Desmond Mason to Okla-

homa City. Joe Smith went from Cleveland to Oklahoma City to complete the trade.  
 Aug. 14: Signed free agent Francisco Elson.  
 Oct. 27: Requested waivers on Adrian Griffin and subsequently claimed Austin Croshere off waivers.

## 2009

Jan. 6: Requested waivers on Austin Croshere.  
 Feb. 5: Acquired Keith Bogans and cash considerations from Orlando in exchange for Tyronn Lue.  
 Feb. 9: Signed free agent Eddie Gill to a 10-day contract.  
 Feb. 20: Signed Eddie Gill to a second 10-day contract.  
 April 3: Signed free agent Salim Stoudamire to a multi-year contract.  
 June 23: Acquired Bruce Bowen and Kurt Thomas from San Antonio and Amir Johnson from Detroit in a three-team deal. Milwaukee sent Richard Jefferson to San Antonio. Fabricio Oberto went from San Antonio to Detroit to complete the trade.  
 July 8: Signed 2009 second round pick Jodie Meeks to a multi-year contract.  
 July 23: Signed Ersan Ilyasova to a multi-year contract.  
 July 28: Signed 2009 first round pick Brandon Jennings to a multi-year contract.  
 July 31: Acquired Walter Sharpe, Sonny Weems and cash considerations from Denver in exchange for Malik Allen.  
 July 31: Requested waivers on Bruce Bowen and Salim Stoudamire.  
 July 31: Signed free agent Hakim Warrick to a contract.  
 Aug. 18: Acquired Carlos Delfino and Roko Ukic from Toronto in exchange for Amir Johnson and Sonny Weems.  
 Oct. 26: Requested waivers on Walter Sharpe.

## 2010

Jan. 4: Requested waivers on Roko Ukic.  
 Jan. 18: Signed free agent Jerry Stackhouse.  
 Feb. 18: Acquired John Salmons and Chicago's second round draft selections in 2011 and 2012 from Chicago in exchange for Hakim Warrick and Joe Alexander. Milwaukee also had the option of switching first round selections with Chicago in 2010, as long as Chicago's pick was from number 11 through number 30.  
 Feb. 18: Acquired Primoz Brezec, Royal Ivey and Philadelphia's 2010 second round pick from Philadelphia in exchange for Francisco Elson and Jodie Meeks.  
 March 25: Awarded the contract of Darnell Jackson on a waiver claim from the Cleveland Cavaliers.  
 June 22: Acquired Corey Maggette and a 2010 second round draft pick (44th overall) from Golden State in exchange for Charlie Bell and Dan Gadzuric.  
 June 25: Acquired Chris Douglas-Roberts from New Jersey in exchange for the 2012 second round draft pick the Bucks had previously acquired from Chicago in the John Salmons trade.  
 July 8: Re-signed John Salmons and signed Drew Gooden to contracts.  
 July 8: Traded the draft rights to 2010 second round draft pick Jerome Jordan to New York for cash

considerations.

July 8: Signed 2010 first round pick Larry Sanders to a multi-year contract.  
 July 19: Signed free agent Keyon Dooling to a contract.  
 July 21: Acquired Jon Brockman from Sacramento in exchange for Darnell Jackson and a 2011 second round draft pick.  
 Aug. 20: Signed free agent Earl Boykins to a contract.  
 Sept. 3: Signed 2010 second round draft pick Darington Hobson to a contract.  
 Sept. 10: Signed 2010 second round draft pick Tiny Gallon to a contract.  
 Sept. 27: Named Anthony Goldwire to the coaching staff.  
 Sept. 29: Signed free agent Brian Skinner.  
 Oct. 6: Requested waivers on Tiny Gallon.  
 Oct. 25: Requested waivers on Brian Skinner.  
 Oct. 25: Exercised third-year option on Brandon Jennings.  
 Oct. 26: Exercised the option on the contract of General Manager John Hammond (through 2012-13).  
 Oct. 26: Extended the contract of Head Coach Scott Skiles (through 2012-13).  
 Dec. 2: Requested waivers on Darington Hobson.  
 Dec. 2: Signed free agent Brian Skinner to a contract.

## 2011

Jan. 5: Requested waivers on Brian Skinner.  
 Jan. 25: Signed free agent Garrett Temple to a 10-day contract.  
 Feb. 5: Signed free agent Garrett Temple to a second 10-day contract.  
 March 1: Signed free agent Earl Barron to a 10-day contract.  
 March 11: Signed free agent Earl Barron to a second 10-day contract.  
 June 21: Made qualifying offer to Luc Richard Mbah a Moute.  
 June 23: Acquired Stephen Jackson, Shaun Livingston and draft rights to Tobias Harris from Charlotte and Beno Udrih from Sacramento in a three-team deal. Milwaukee sent Corey Maggette to Charlotte and John Salmons and draft rights to Jimmer Fredette to Sacramento.  
 June 29: Picked up fourth-year option on Brandon Jennings' contract and third-year option on Larry Sanders' contract.  
 Aug. 15: Sidney Moncrief hired as an assistant coach.  
 Dec. 9: Acquired the rights to Spanish forward/center Albert Miralles from Boston in exchange for Keyon Dooling and a protected second round draft pick.  
 Dec. 10: Signed free agent Mike Dunleavy to a multi-year contract.  
 Dec. 10: Signed 2011 first round draft pick Tobias Harris to a contract.  
 Dec. 10: Signed free agents Darington Hobson, Ron Howard and Marcus Lewis to contracts.  
 Dec. 13: Re-signed Luc Richard Mbah a Moute to a

# SIGNIFICANT TRANSACTIONS

multi-year contract.

- Dec. 15: Signed second-round draft pick Jon Leuer.
- Dec. 19: Waived Ron Howard and Marcus Lewis.

## 2012

---

- Feb. 3: Waived Darington Hobson.
- March 14: Acquired Monta Ellis, Ekpe Udoh and Kwame Brown from Golden State in exchange for Andrew Bogut and Stephen Jackson.
- June 27: Signed Samuel Dalembert, the 14th pick in the 2012 NBA Draft and a future second round pick from Houston in exchange for Jon Brockman, Jon Leuer, Shaun Livingston and the 12th pick in the 2012 NBA Draft.
- July 10: Signed 2012 first round pick John Henson to a multi-year contract.
- July 11: Signed 2012 second round pick Doron Lamb to a multi-year contract.
- July 12: Re-signed free agent Ersan Ilyasova to a multi-year contract.
- Aug. 9: Signed free agent Joel Przybilla.
- Sept. 25: Signed free agent Marquis Daniels.

## 2013

---

- Jan. 8: Bucks and Head Coach Scott Skiles reached a mutual agreement to part ways. Assistant Coach Jim Boylan was named head coach.
- Feb. 21: Acquired Gustavo Ayón, J.J. Redick and Ish Smith from Orlando in exchange for Tobias Harris, Doron Lamb and Beno Udrih.
- May 1: Announced Jim Boylan would not return as head coach.
- May 31: Named Larry Drew the 13th head coach in franchise history.
- June 17: Bob Bender and Nick Van Exel were hired assistant coaches on Larry Drew's staff.
- June 28: Acquired the draft rights to Nate Wolters, the 38th pick in the 2013 NBA Draft by Washington. Wolter's rights were acquired by Philadelphia before being moved to Milwaukee. In exchange for the draft rights to Wolters, the Bucks sent the draft rights to Ricky Ledo (43rd overall pick) and a future second round pick to the 76ers.
- July 10: Acquired two second-round picks as part of a three-team deal: Milwaukee re-signed J.J. Redick and dealt him to the L.A. Clippers, and the Clippers sent Eric Bledsoe and Caron Butler to the Suns in exchange for Jared Dudley. Both Los Angeles (2015 or 2016 with protections; 2017 unprotected) and Phoenix (2014 from Toronto) sent future second-round picks to Milwaukee to complete the deal.
- July 11: Luke Ridnour was traded to Milwaukee as part of a three-team deal. The Bucks received Ridnour and a 2014 second round draft pick from the Timberwolves, as well as cash considerations from the Thunder. Oklahoma City signed Kevin Martin to a contract and traded him to Minnesota with cash considerations. Milwaukee sent draft rights to 2003 second round

pick Szymon Szewczyk to Oklahoma City to complete the deal.

- July 12: Signed free agent O.J. Mayo. In a separate transaction, Luc Mbah a Moute was traded to Sacramento for the more favorable of two 2016 second-round picks (Kings' own or one from the Pelicans) and future considerations from the Kings.
- July 16: Drew Gooden was designated as Milwaukee's amnesty player as allowed by the Collective Bargaining Agreement.
- July 17: Signed free agents Carlos Delfino and Zaza Pachulia.
- July 25: Requested waivers on Gustavo Ayón.
- July 26: Signed free agent Miroslav Raduljica.
- July 30: Signed 2013 first round selection Giannis Antetokounmpo. Milwaukee also signed free agent Gary Neal.
- July 31: Acquired Brandon Knight, Khris Middleton and Viacheslav Kravtsov from the Pistons in a sign-and-trade deal for Brandon Jennings.
- Aug. 1: Signed second round pick Nate Wolters.
- Aug. 20: Signed Larry Sanders to a contract extension.
- Aug. 26: Announced Jim Clemons, Scott Williams and Josh Oppenheimer were added to Head Coach Larry Drew's staff.
- Aug. 29: Acquired Caron Butler from the Phoenix Suns in exchange for Viacheslav Kravtsov and Ish Smith.





OFFICIAL GAME BALL



*Greg Miller*  
HEAD COACH

MILWAUKEE BUCKS **THE NBA**

## New York

Olympic Tower  
645 Fifth Avenue  
New York, NY 10022  
Telephone: (212) 407-8000  
Fax: (212) 832-3861

## New Jersey

100 Plaza Drive  
Secaucus, NJ 07094  
Telephone: (201) 865-1500  
Fax: (201) 974-5973

## INTERNATIONAL OFFICES

### **CANADA**

50 Bay Street, Suite 1402  
Toronto, Ontario  
Canada M5J 3A5  
Telephone: (416) 364-2030  
Fax: (416) 364-0205

### **EUROPE**

Headquarters - NBA EMEA  
125 Kensington High Street  
London, W8 5SF, UK  
Telephone: +44-20-7795-8921  
Fax: +44-20-7795-8901

#### Spain

pq. Empresarial 'La Finca'  
Edif. 15A, 28223  
Pozuelo de Alarcon  
Madrid, Spain  
Telephone: +34-911-115-800  
Fax: +34-917-995-182

#### Turkey

Tarakci Caddesi  
Bele Gerden Stesi No8  
Zekeriyaka Sariyer  
Istanbul, Turkey  
Telephone: +90-530-772-7975

### **AFRICA**

Nelson Mandela Square, 2nd Floor  
West Tower  
Maude Street, Sandton  
Johannesburg, South Africa  
Telephone: +27-11-881-5980  
Fax: +27-0-867-26-6351

### **INDIA**

Parinee Crescenzo  
1st Floor, C38 & C39  
BCK, Mumbai 51  
Telephone: +91-22-330-40608

## LATIN AMERICA

### Brazil

Praia de Botafogo, 501  
Torre Pão de Açúcar - 1st floor  
Rio de Janeiro, RJ, Brazil  
CEP: 22250-040  
Telephone: +55-21-2586-6187

### Mexico

Av. Santa Fe #94 A Tower 8th Floor. (SAMARA building)  
Col. Zedec Santa Fe.  
Mexico City, Mexico 01210  
Telephone: +52-55-88511146

## ASIA/PACIFIC

### Hong Kong

3101, The Lee Gardens  
33 Hysan Avenue  
Causeway Bay, Hong Kong  
Telephone: +852-2843-9600  
Fax: +852-2536-4808

### Taiwan

Suite 1303, No. 88, Section 2,  
Chung Hsiao East Road  
Taipei, Taiwan ROC  
Telephone: +886-2-2358-1900  
Fax: +886-2-2358-1098

### Korea

21F, Seoul Finance Center  
136 Sejong-daero, Jung-gu  
Seoul, Korea 100-768  
Telephone: +822-3782 6837  
Fax: +822-3782-4555

### China—Beijing

19th Floor, Office Tower 2,  
China Central Place,  
No. 79 Jianguo Road,  
Chaoyang District,  
Beijing 100025, China  
Telephone: +86-10-5200-8200  
Fax: +86-10-5200-8202

### China—Shanghai

Unit 2703-08, 27/F,  
Tower, 2, Plaza 66  
1366 Nanjing West Road  
Shanghai 200040, China  
Telephone: +86-21-6137-2200  
Fax: +86-21-6288-9920



## NBA D-League Office

645 5th Avenue, 18th Floor

New York, NY 10022

www.nba.com/dleague

PR Contact: Joanna Shapiro (jshapiro@nba.com)

### Austin Toros

12885 N. Highway 183, Suite 207  
Austin, TX 78750  
Tel: (512) 236-8333; Fax: (512) 236-8444  
Arena: Cedar Park Center  
Media Relations Contact: Perri Travillion  
(ptravillion@austintoros.com)  
NBA Affiliation: San Antonio

### Bakersfield Jam

1400 Norris Road  
Bakersfield, CA 93308  
Tel: (661) 615-6550; Fax: (661) 615-6555  
Arena: Dignity Health Event Center  
Media Relations Contact: William Aquije  
(william@bakersfieldjam.com)  
NBA Affiliations: Atlanta, Los Angeles Clippers,  
Phoenix, Toronto, Utah

### Canton Charge

1101 Market Avenue North  
Canton, OH 44702  
Tel: (330) 489-1701; Fax: (330) 489-1703  
Arena: Canton Memorial Civic Center  
Media Relations Contact: Sean Wyatt  
(swyatt@cantoncharge.com)  
NBA Affiliation: Cleveland

### Delaware 87ers

300 Martin Luther King Blvd, Suite 200  
Wilmington, DE 19801  
Tel: (302) 504-7587; Fax: TBD  
Arena: Bob Carpenter Sports/Convocation Center  
Media Relations Contact: Nicole Pender  
(nicolepender@sevens.com)  
NBA Affiliation: Philadelphia

### Erie BayHawks

110 East 8th Street  
Erie, PA 16501  
Tel: (814) 790-5600; Fax: (814) 790-5608  
Arena: Erie Insurance Arena  
Media Relations Contact: Jason Vaughan  
(jason.vaughan@nbbaerie.com)  
NBA Affiliation: New York

### Fort Wayne Mad Ants

1910 St. Joe Center Rd., Suite 61e  
Fort Wayne, IN 46825  
Tel: (260) 469-4667; Fax: (260) 469-4674  
Arena: Allen County War Memorial Coliseum  
Media Relations Contact: Audrey Siebrase  
(audrey@fortwaynehops.com)  
NBA Affiliations: Charlotte, Detroit, Indiana, Mem-  
phis, Milwaukee, Orlando

### Idaho Stampede

233 South Capitol Blvd., Suite 100  
Boise, ID 83702  
Tel: (208) 388-4667; Fax: (208) 388-3845  
Arena: CenturyLink Arena  
Media Relations Contact: Ty Carter  
(ty@idahostampede.com)  
NBA Affiliation: Portland

### Iowa Energy

730 3rd Street  
Des Moines, Iowa 50309  
Tel: (515) 564-8550; Fax: (515) 564-8551  
Arena: Wells Fargo Arena  
Media Relations Contact: Randi Burrell, Patrick Jac-  
obson  
(rburrell@iowanba.com, pjacobson@iowanba.com)  
NBA Affiliations: Chicago, Denver, New Orleans,  
Minnesota, Washington

### Los Angeles D-Fenders

555 North Nash Street  
El Segundo, CA 90245  
Tel: (310) 426-6000; Fax: (310) 426-6031  
Arena: Toyota Sports Center  
Media Relations Contact: Daniel Ramirez  
(dramirez@d-fenders.com)  
NBA Affiliation: Los Angeles Lakers

### Maine Red Claws

413 Congress Street  
Portland, ME 04101  
Tel: 207-210-6659; Fax: 207-210-6659  
Arena: Portland Exposition Building  
Media Relations Contact: TBD  
NBA Affiliation: Boston

### Reno Bighorns

9393 Gateway Drive, Suite BH  
Reno, NV 89511  
Tel: (775) 284-2622; Fax: (775) 853-1601  
Arena: Reno Events Center  
Media Relations Contact: Allison Streakal  
(astreak@renobighorns.com)  
NBA Affiliation: Sacramento

### Rio Grande Valley Vipers

4500 North 10th Street, Suite 315  
McAllen, TX 78504  
Tel: (956) 972-1144; Fax: (956) 972-1150  
Arena: State Farm Arena  
Media Relations Contact: Rebecca Sweat  
(rsweat@rgvipers.com)  
NBA Affiliation: Houston

### Santa Cruz Warriors

903 Pacific Avenue, Suite 101  
Santa Cruz, CA 95060  
Tel: (831) 731-4396; Fax: (831) 466-3201  
Arena: Kaiser Permanente Arena  
Media Relations Contact: Matt De Nesnera  
(mdenesnera@santacruzbasketball.com)  
NBA Affiliation: Golden State

### Sioux Falls Skyforce

2131 South Minnesota Ave  
Sioux Falls, SD 57105  
Tel: (605) 332-0605; Fax: (605) 332-2305  
Arena: Sanford Pentagon  
Media Relations Contact: Brett Hansen  
(brett@skyforceonline.com)  
NBA Affiliation: Miami

### Springfield Armor

1 Monarch Place, Suite 220  
Springfield, MA 01144  
Tel: (413) 746-3263; Fax: (413) 746-3262  
Arena: MassMutual Center  
Media Relations Contact: Eli Pearlstein  
(epearlstein@armorhoops.com)  
NBA Affiliation: Brooklyn

### Texas Legends

2601 Avenue of the Stars, Suite 300  
Frisco, TX 75034  
Tel: (214) 469-0822; Fax: (214) 469-0823  
Arena: Dr. Pepper Arena  
Media Relations Contact: Britney Wynn  
(bwynn@texlegends.com)  
NBA Affiliation: Dallas

### Tulsa 66ers

10425 South 82nd East Avenue, Suite 105  
Tulsa, OK 74133  
Tel: (918) 585-8447; Fax: (918) 398-6930  
Arena: SpiritBank Event Center  
Media Relations Contact: Ben Coldagelli  
(bcoldagelli@tulsa66ers.com)  
NBA Affiliation: Oklahoma City

## 2012-13 FINAL REGULAR SEASON STANDINGS

	W-L	Home W-L	Road W-L	Pct	GB
<b>Central Division</b>					
Rio Grande Valley Vipers	35-15	20-5	15-10	0.700	0.0
Austin Toros	27-23	15-10	12-13	0.540	8.0
Tulsa 66ers	27-23	16-9	11-14	0.540	8.0
Sioux Falls Skyforce	25-25	13-12	12-13	0.500	10.0
Texas Legends	21-29	13-12	8-17	0.420	14.0
Iowa Energy	14-36	10-15	4-21	0.280	21.0
<b>East Division</b>					
Canton Charge	30-20	16-9	14-11	0.600	0.0
Fort Wayne Mad Ants	27-23	16-9	11-14	0.540	3.0
Maine Red Claws	26-24	14-11	12-13	0.520	4.0
Erie BayHawks	26-24	14-11	12-13	0.520	4.0
Springfield Armor	18-32	12-13	6-19	0.360	12.0
<b>West Division</b>					
Bakersfield Jam	36-14	22-3	14-11	0.720	0.0
Santa Cruz Warriors	32-18	19-6	12-12	0.640	4.0
Los Angeles D-Fenders	21-29	14-11	7-18	0.420	15.0
Idaho Stampede	19-31	10-15	9-16	0.380	17.0
Reno Bighorns	16-34	11-13	5-20	0.320	20.0

## 2013 PLAYOFF RESULTS

### Quarterfinals

Austin over Bakersfield (2-0)  
Rio Grande Valley over Maine (2-0)  
Santa Cruz over Fort Wayne (2-0)  
Tulsa over Canton (2-1)

### Semifinals

Santa Cruz over Austin (2-0)  
Rio Grande Valley over Tulsa (2-0)

### Finals

Rio Grande Valley over Santa Cruz (2-0)

## AWARD WINNERS

### Most Valuable Player

Andrew Goudelock (Rio Grande Valley Vipers)

### Defensive Player of the Year

Stephon Hannah (Santa Cruz Warriors)

### Rookie of the Year

Tony Mitchell (Fort Wayne Mad Ants)

### Impact Player of the Year

Rasual Butler (Tulsa 66ers)

# 2012-13 FINAL STATS & STANDINGS

## 2012-13 TEAM STATISTICS

TEAM	G	FG	FGA	AVG	3FG	3FGA	PCT	FT	FTA	AVG	OR	DR	TR	AST	PF	DQ	STL	TO	BLK	PTS	AVG
DEN.	82	3339	6983	.478	521	1518	.343	1505	2148	.701	1092	2601	3693	2002	1682	7	762	1253	533	8704	106.1
HOU.	82	3124	6742	.461	597	2369	.366	1713	2087	.754	909	2652	3561	1902	1662	6	679	1348	359	8988	106.0
OKC.	82	3126	6504	.481	598	1588	.377	1819	2196	.828	545	2725	3579	1753	1654	11	679	1253	324	8669	105.7
S.A.	82	3210	6675	.481	663	1764	.376	1365	1725	.791	666	2721	3387	2058	1427	3	695	1206	446	8448	103.0
MIAMI	82	3148	6348	.496	717	1809	.396	1423	1887	.754	676	2490	3166	1890	1533	5	710	1143	441	8436	102.9
LA-L	82	3041	6640	.458	715	2015	.355	1584	2289	.692	942	2732	3674	1818	1467	13	576	1232	429	8381	102.2
G.S.	82	3130	6840	.458	658	1632	.403	1378	1744	.790	885	2801	3686	1845	1753	10	567	1236	346	8296	101.1
DALL.	82	3182	6892	.462	606	1628	.372	1323	1669	.793	767	2670	3437	1906	1698	6	648	1144	454	8293	101.2
LA-C	82	3160	6608	.478	627	1752	.358	1342	1888	.711	938	2475	3431	1958	1716	12	784	1197	461	8289	101.1
SAC.	82	3086	6904	.447	610	1681	.363	1437	1869	.769	943	2385	3328	1708	1717	8	671	1199	342	8219	100.2
MINN.	82	2996	6589	.448	691	2371	.376	1313	1729	.759	690	2436	3226	1578	1550	19	672	988	294	8168	100.0
<b>MILW.</b>	<b>82</b>	<b>3423</b>	<b>7577</b>	<b>.455</b>	<b>507</b>	<b>1570</b>	<b>.320</b>	<b>1251</b>	<b>1700</b>	<b>.736</b>	<b>1088</b>	<b>2537</b>	<b>3505</b>	<b>1670</b>	<b>1554</b>	<b>8</b>	<b>695</b>	<b>1168</b>	<b>530</b>	<b>8109</b>	<b>98.9</b>
UTAH	82	3046	6702	.454	507	1335	.366	1439	1893	.751	989	2457	3445	1859	1750	6	690	1210	515	8038	98.0
ATL.	82	3084	6644	.464	706	1901	.371	1158	1619	.715	758	2593	3351	2007	1473	8	664	1219	369	8032	98.0
PORT.	82	3009	6715	.448	673	1904	.353	1304	1680	.776	874	2744	3348	1784	1518	4	538	1203	355	7935	97.5
TOR.	82	2979	6685	.446	571	1665	.343	1442	1831	.788	871	2426	3297	1765	1836	15	595	1124	392	7971	97.1
BKN.	82	2942	6544	.450	628	1760	.357	1432	1958	.731	1047	2460	3507	1668	1500	5	599	1206	391	7944	96.9
BOS.	81	3001	6459	.465	498	1390	.358	1318	1698	.776	654	2533	3187	1843	1717	17	667	1181	365	7818	96.5
CLEV.	82	2993	6901	.434	547	1581	.346	1380	1826	.756	1004	2359	3363	1694	1377	13	647	1149	334	7913	96.5
MINN.	82	2943	6702	.439	450	1475	.305	1515	2042	.742	973	2473	3446	1836	1509	8	700	1214	387	7851	95.7
PHOE.	82	3061	6917	.443	480	1455	.330	1203	1618	.774	959	2454	3411	1855	1688	11	659	1278	434	7805	95.2
DET.	82	2979	6538	.449	697	1844	.356	1507	1907	.769	907	2463	3325	1742	1683	8	618	1241	499	7718	94.9
IND.	81	2845	6525	.436	558	1599	.347	1429	1915	.746	1043	2671	3714	1645	1623	7	580	1227	513	7677	94.7
ORL.	82	3093	6904	.448	506	1537	.329	1026	1359	.755	890	2612	3502	1871	1591	17	528	1191	358	7718	94.1
N.O.	82	2955	6589	.448	535	1474	.363	1269	1636	.776	988	2426	3414	1721	1673	4	520	1139	440	7714	94.1
CHA.	82	2823	6649	.425	469	1399	.335	1546	2060	.750	917	2389	3306	1587	1561	8	591	1153	479	7661	93.4
MEM.	82	2964	6679	.444	382	1108	.345	1349	1746	.773	1059	2445	3504	1715	1660	6	703	1144	346	7659	93.4
WASH.	82	2910	6693	.435	545	1495	.365	1279	1746	.733	887	2652	3359	1775	1681	7	598	1238	376	7644	93.2
CHI.	82	2926	6698	.437	446	1265	.353	1343	1738	.773	1026	2514	3540	1886	1617	10	588	1171	417	7641	93.2
PHIL.	82	3059	6895	.444	518	1438	.360	1004	1377	.729	896	2493	3388	1867	1505	6	609	1070	384	7640	93.2

## 2012-13 OPPONENTS STATISTICS

TEAM	FG	FGA	AVG	3FG	3FGA	PCT	FT	FTA	AVG	OR	DR	TR	AST	PF	DQ	STL	TO	BLK	PTS	AVG	DIFF
MEM.	2748	6312	.435	504	1489	.338	1319	1763	.748	845	2359	3204	1599	1643	13	600	1268	450	7319	89.3	+4.1
IND.	2797	6657	.420	440	1344	.327	1314	1728	.760	909	2401	3310	1555	1777	14	611	1096	459	7348	90.7	+4.0
CHI.	2906	6585	.443	453	1309	.346	1350	1826	.739	901	2469	3370	1545	1609	16	600	1123	477	7615	92.9	+0.3
LA-C	2834	6397	.443	627	1682	.373	1465	1956	.749	891	2315	3206	1812	1712	11	606	1319	335	7760	94.6	+6.5
MIAMI	2919	6633	.440	624	1783	.350	1329	1735	.766	921	2369	3290	1655	1673	8	649	1280	267	7911	95.0	+7.9
BKN.	3066	6614	.464	518	1415	.366	1146	1571	.731	878	2336	3214	1756	1751	9	614	1102	390	7798	95.1	+1.8
N.Y.	2916	6365	.458	639	1789	.357	1378	1821	.757	824	2591	3415	1580	1576	10	623	1242	327	7849	95.7	+2.5
WASH.	2844	6697	.440	586	1680	.349	1378	1867	.738	903	2719	3622	1767	1569	11	639	1198	358	7852	95.8	+4.2
PHIL.	3017	6643	.454	549	1574	.349	1331	1752	.760	903	2704	3607	1870	1331	4	590	1175	396	7914	96.5	+3.3
OKC.	2966	6972	.425	610	1761	.346	1372	1773	.774	987	2350	3337	1681	1698	13	673	1212	322	7914	96.5	+9.2
S.A.	3079	6960	.442	519	1471	.353	1246	1639	.760	912	2577	3489	1756	1565	2	675	1221	405	7923	96.6	+6.4
BOS.	2926	6639	.441	550	1610	.342	1434	1937	.740	925	2603	3528	1752	1574	11	634	1239	378	7836	96.7	+0.2
ATL	3073	6823	.450	620	1635	.379	1233	1617	.763	928	2659	3587	1825	1543	5	689	1249	350	7989	97.5	+0.4
N.O.	3030	6435	.471	632	1688	.374	1339	1764	.759	835	2381	3226	1915	1534	7	648	1085	422	8031	97.9	-3.9
UTAH	3003	6550	.458	560	1513	.370	1479	1953	.757	901	2468	3347	1688	1670	7	640	1206	480	8045	98.1	+0.1
MINN.	3113	6657	.468	576	1559	.369	1243	1652	.752	871	2583	3454	1832	1647	12	661	1302	481	8045	98.1	-2.5
TOR.	2971	6493	.458	546	1511	.361	1604	2148	.747	877	2544	3421	1796	1540	13	578	1169	387	8092	98.7	-1.4
DET.	3056	6655	.459	604	1676	.360	1389	1823	.762	911	2514	3425	1837	1630	8	691	1126	472	8105	98.8	-4.0
G.S.	3051	6954	.439	657	1896	.347	1464	1958	.748	907	2596	3503	1931	1571	3	670	1110	399	8223	100.3	+0.9
<b>MILW.</b>	<b>3152</b>	<b>6946</b>	<b>.454</b>	<b>529</b>	<b>1519</b>	<b>.348</b>	<b>1398</b>	<b>1841</b>	<b>.759</b>	<b>1019</b>	<b>2757</b>	<b>3776</b>	<b>1893</b>	<b>1567</b>	<b>8</b>	<b>698</b>	<b>1310</b>	<b>362</b>	<b>8231</b>	<b>100.4</b>	<b>-1.5</b>
PORT.	3224	6807	.474	521	1531	.340	1286	1690	.761	910	2578	3479	1944	1543	10	691	1074	359	8255	100.7	-3.2
LA-L	3253	7180	.453	613	1718	.357	1167	1594	.732	947	2951	3498	1918	1891	16	696	1061	396	8286	101.0	+1.2
DEN.	3121	7025	.444	687	1894	.363	1358	1858	.731	1020	2391	3411	1936	1775	11	658	1305	554	8287	101.1	+5.1
BOST.	3169	6842	.463	617	1721	.359	1336	1811	.738	888	2618	3506	1946	1353	1	592	1020	430	8261	101.1	-7.0
Philadelphia	34	48	.415	20	23-18	1-30	5	W													

# 2012-13 LEAGUE LEADERS

SCORING AVERAGE	G	FG	FT	PTS	AVG
Anthony, N.Y.	67	669	425	1920	28.7
Durant, OKC.	81	731	679	2280	28.1
Bryant, LA-L	78	738	525	2133	27.3
James, Mia.	76	765	403	2036	26.8
Harden, Hou.	78	585	674	2023	25.9
Westbrook, OKC.	82	673	460	1903	23.2
Curry, G.S.	78	626	262	1786	22.9
Wade, Mia.	69	569	308	1463	21.2
Aldridge, Por.	74	638	282	1560	21.1
Lopez, Bkn.	74	570	297	1437	19.4

<b>Ellis, Mil.</b>	<b>82</b>	<b>597</b>	<b>289</b>	<b>1577</b>	<b>19.2</b>
Lillard, Por.	82	553	271	1562	19.0
D. Williams, Bkn.	78	495	317	1476	18.9
Pierce, Bos.	77	476	333	1430	18.6
Lee, G.S.	79	602	255	1459	18.5
Gay, Mem.-Tor.	75	521	240	1366	18.2
DeRozan, Tor.	82	548	355	1485	18.1
J. Smith, N.Y.	80	527	237	1446	18.1
Griffin, LA-C	80	577	281	1440	18.0
Jefferson, Utah	78	611	167	1391	17.8

REBOUNDS PER GAME	G	OFF	DEF	TOT	AVG
Howard, LA-L	76	251	694	945	12.4
Vucevic, Ori.	77	273	644	917	11.9
Asik, Hou.	82	275	681	956	11.7
Randolph, Mem.	76	310	544	854	11.2
Lee, G.S.	79	218	668	886	11.2
Evans, Bkn.	80	260	628	888	11.1
Hickson, Por.	80	266	562	828	10.4
Horford, Atl.	74	195	562	757	10.2
Cousins, Sac.	75	222	524	746	9.9
Boozer, Chi.	79	175	596	771	9.8
Monroe, Det.	81	236	541	777	9.6

<b>Sanders, Mil.</b>	<b>71</b>	<b>224</b>	<b>448</b>	<b>672</b>	<b>9.5</b>
Thompson, Cle.	82	306	467	773	9.4
Jefferson, Utah	78	156	564	720	9.2
Faried, Den.	80	260	474	734	9.2
Aldridge, Por.	74	175	495	670	9.1
Okafor, Was.	79	199	493	692	8.8
Smith, Atl.	76	133	506	639	8.4
Hibbert, Ind.	79	296	360	656	8.3
Griffin, LA-C	80	186	476	662	8.3

ASSISTS PER GAME	G	AST	AVG
Rondo, Bos.	38	420	11.1
Paul, LA-C	70	678	9.7
Vasquez, N.O.	78	704	9.0
J. Holiday, Phi.	78	625	8.0
D. Williams, Bkn.	78	604	7.7
Parker, S.A.	66	499	7.6
Westbrook, OKC.	82	607	7.4
Dragic, Pho.	77	569	7.4
Nelson, Ori.	56	413	7.4
Rubio, Min.	57	418	7.3
James, Mia.	76	551	7.3
Teague, Atl.	80	579	7.2
Calderon, Tor.-Det.	73	518	7.1
Curry, G.S.	78	539	6.9
Lawson, Den.	73	501	6.9

<b>Jennings, Mil.</b>	<b>80</b>	<b>521</b>	<b>6.5</b>
Lillard, Por.	82	531	6.5
Lowry, Tor.	68	435	6.4
Conley, Mem.	80	487	6.1
Lin, Hou.	82	497	6.1

FIELD GOAL PCT.	FG	FGA	PCT
Jordan, LA-C	314	488	.643
Haward, LA-L	470	813	.578
McGee, Den.	303	527	.575
Ibaka, OKC.	446	778	.573
James, Mia.	765	1354	.565
Hickson, Por.	418	744	.562
Splitter, S.A.	315	563	.560
Johnson, Tor.	336	606	.554
Faried, Den.	380	689	.552
Horford, Atl.	576	1060	.543

3-PT FIELD GOAL PCT.	3FG	3GA	PCT
Calderon, Tor.-Det.	130	282	.461
Korver, Atl.	189	414	.457
Curry, G.S.	272	600	.453

<b>Ilyasova, Mil.</b>	<b>95</b>	<b>214</b>	<b>.444</b>
Nash, LA-L	57	130	.438
Battier, Mia.	136	316	.430
Green, S.A.	177	413	.429

<b>Dunleavy, Mil.</b>	<b>128</b>	<b>299</b>	<b>.428</b>
Green, LA-C	71	166	.428
Martin, OKC.	158	371	.426

FREE THROW PCT.	FT	FTA	PCT
Durant, OKC.	679	750	.905
Curry, G.S.	262	291	.900

<b>Redick, Ori.-Mil.</b>	<b>171</b>	<b>190</b>	<b>.900</b>
Martin, OKC.	219	246	.890
Allen, Mia.	140	158	.886
Paul, LA-C	286	323	.885
Thomas, Sac.	253	287	.882
Teague, Atl.	199	226	.881
Collison, Dal.	242	275	.880
Crawford, LA-C	216	248	.871

STEALS PER GAME	G	STL	AVG
Paul, LA-C	70	169	2.41
Rubio, Min.	57	137	2.40
Conley, Mem.	80	174	2.18

<b>Ellis, Mil.</b>	<b>82</b>	<b>169</b>	<b>2.06</b>
Walker, Cha.	82	160	1.95
Wade, Mia.	69	128	1.86
Harden, Hou.	78	142	1.82
George, Ind.	79	143	1.81
Westbrook, OKC.	82	145	1.77
T. Young, Phi.	76	133	1.75

BLOCKS PER GAME	G	BLK	AVG
Ibaka, OKC.	80	242	3.03

<b>Sanders, Mil.</b>	<b>71</b>	<b>201</b>	<b>2.83</b>
Duncan, S.A.	69	183	2.65
Hibbert, Ind.	79	206	2.61
Howard, LA-L	76	186	2.45
Noah, Chi.	66	141	2.14
Lopez, Bkn.	74	154	2.08
McGee, Den.	79	157	1.99
Smith, Atl.	76	136	1.79
Biyombo, Cha.	80	143	1.79

MINUTES PER GAME	G	MIN	AVG
Deng, Chi.	75	2903	38.7
Bryant, LA-L	78	3013	38.6
Lillard, Por.	82	3167	38.6
Durant, OKC.	81	3119	38.5
Batum, Por.	73	2807	38.5
Harden, Hou.	78	2985	38.3
Curry, G.S.	78	2983	38.2
James, Mia.	76	2877	37.9
Aldridge, Por.	74	2790	37.7
George, Ind.	79	2972	37.6

GENERAL INFO

FRONT OFFICE

PLAYERS

2012-13 SEASON

STATS & RECORDS

HISTORY

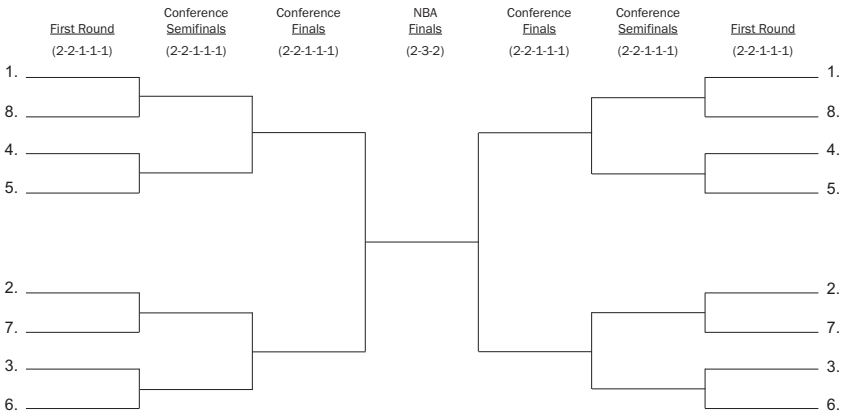
NBA

OPPONENTS

MEDIA

# NBA PLAYOFF FORMAT & TIE-BREAKERS

## 2014 NBA PLAYOFF STRUCTURE



### How teams are seeded:

Each conference sends eight teams to the NBA playoffs. The first four seeds in each conference are awarded to the three division winners and the team with the next-best regular season record. These four teams are seeded in order of regular season records. The four remaining spots are awarded according to record to the remaining four best non-division-winning teams.

Home court advantage for each series is awarded to the team with the best regular-season record. All rounds are best-of-seven series. Each series will follow a 2-2-1-1-1 home/road format except for the NBA Finals, which will follow a 2-3-2 home/road format.

## TIE-BREAKING PROCEDURES

### The NBA will look at the following factors (in order) if two teams tie for a playoff spot ...

1. Head-to-head results
2. If #1 is a tie: Winning percentage within the division (but only if tied teams are from the same division)
3. If #2 is a tie or does not apply: Winning percentage within the conference
4. If #3 is a tie: Winning percentage against playoff teams in own conference
5. If #4 is a tie: Winning percentage against playoff teams in opposite conference
6. If #5 is a tie: Point differential between offense and defense

### The NBA will look at the following factors (in order) if multiple teams tie for a playoff spot ...

1. Winning percentage among all teams tied
2. If #1 is a tie: Winning percentage within the division (but only if tied teams are from the same division)
3. If #2 is a tie or does not apply: Winning percentage within the conference
4. If #3 is a tie: Winning percentage against playoff teams in own conference
5. If #4 is a tie: Point differential between offense and defense

### Also ...

1. Any ties involving the championship of a division are resolved first.
2. If a multiple-team tie is reduced to a two-team tie at any point using the above criteria, the two-team tie will be resolved in accordance with the existing two-team tie procedure.
3. In 1991, the NBA Board of Governors instituted a change involving ties between teams in different conferences, such as what occurred in 1990 between Detroit and Portland. The first tiebreaker will still be head-to-head results, but the second tie-breaker will be the record of the Eastern Conference club against all West teams versus the record of the Western Conference club against all East teams.

### Magic Number

The magic number is used to determine how close a front-running team is to securing a playoff spot. It is the total of additional wins by the front-running team, plus additional losses by the rival team, after which it is mathematically impossible for the rival team to secure a playoff spot.

For example, if Team A is leading Team B by two games with seven games remaining in the season, the magic number would be six. This is true because:

1. Six wins by Team A, regardless of how Team B performs, will secure a playoff spot for Team A.
2. Six losses by Team B, regardless of how Team A performs, will secure a playoff spot for Team A.
3. Any combination wins by Team A and losses by Team B that totals six will result in a playoff spot for Team A.

To calculate the magic number, use the following formula:

$$\text{Magic Number} = G + 1 - W_a - L_b$$

G = total games in the season

W<sub>a</sub> = total wins by front-running team

L<sub>b</sub> = total losses by rival team



MILWAUKEE BUCKS **OPPONENTS**

# ATLANTA HAWKS

Centennial Tower  
101 Marietta St., Suite 1900  
Atlanta, GA 30303  
(404) 878-3800  
Hawks.com

## 2013-14 MATCHUPS

Date	Location	Time (CT)	Final
01/25/14	Milwaukee	7:30 p.m.	_____
03/13/14	Atlanta	6:30 p.m.	_____
04/16/14	Milwaukee	7:00 p.m.	_____

## DIRECTORY

Managing Partner and NBA Governor	Bruce Levenson
Managing Partner, Alternate NBA Governor	Michael Gearon
Partner, Alternate NBA Governor	Ed Peskowitz
Partners	Todd Foreman, Rutherford Seydel
President, Atlanta Hawks and Philips Arena	Bob Williams
President of Basketball Operations and General Manager	Danny Ferry
Assistant General Managers	Wes Wilcox, Scott Wilkinson
Head Coach	Mike Budenholzer
Assistant Coaches	Kenny Atkinson, Darvin Ham, Taylor Jenkins, Quin Snyder, Jim Thomas
Assistant Coach/Player Performance	Pete Radulovic
Athletic Trainer	Wally Blase
Vice President of Public Relations	Garin Narain
Director of Media Relations	Jon Steinberg
Senior Manager of Media Relations	Jason Roose



Head Coach  
MIKE BUDENHOLZER

## BUCKS vs. HAWKS

Season	Home	Road	Total
1968-69	2-1	0-3	2-4
1969-70	1-2	2-1	3-3
1970-71	1-1	3-0	4-1
1971-72	2-1	1-1	3-2
1972-73	2-0	1-1	3-1
1973-74	2-0	1-1	3-1
1974-75	1-1	1-1	2-2
1975-76	1-1	1-1	2-2
1976-77	2-0	0-2	2-2
1977-78	1-1	1-1	2-2
1978-79	0-1	0-2	0-3
1979-80	1-0	0-1	1-1
1980-81	3-0	2-1	5-1
1981-82	2-1	1-2	3-3
1982-83	2-0	2-1	4-1
1983-84	2-1	1-2	3-3
1984-85	2-1	2-1	4-2
1985-86	3-0	0-3	3-3
1986-87	3-0	0-3	3-3
1987-88	2-1	1-2	3-3
1988-89	0-3	0-3	0-6
1989-90	2-0	0-3	2-3
1990-91	2-1	1-1	3-2
1991-92	1-1	0-2	1-3
1992-93	0-2	2-1	2-3
1993-94	0-3	0-2	0-5
1994-95	2-0	1-1	3-1
1995-96	2-0	0-2	2-2
1996-97	0-2	0-2	0-4
1997-98	1-1	0-2	1-3
1998-99	1-0	1-1	2-1
1999-00	2-0	2-0	4-0
2000-01	2-0	1-1	3-1
2001-02	2-0	1-1	3-1
2002-03	2-0	0-2	2-2
2003-04	1-1	1-1	2-2
2004-05	2-0	0-1	2-1
2005-06	1-1	2-0	3-1
2006-07	1-0	1-1	2-1
2007-08	2-0	0-2	2-2
2008-09	1-1	0-2	1-3
2009-10	1-1	0-1	1-2
2010-11	1-1	1-1	2-2
2011-12	1-1	0-1	1-2
2012-13	0-2	0-2	0-4
<b>TOTALS</b>	<b>65-34</b> (.657)	<b>34-66</b> (.340)	<b>99-100</b> (.497)

## HAWKS INFO

### 2012-13 SEASON:

Regular Season	44-38 (2nd, Southeast Division)
Playoffs	Lost to Indiana (2-4)

### 2012-13 BUCKS VS. HAWKS:

Date	Location	Result	Final
02/23/13	at Milwaukee	L	102-103
03/20/13	at Atlanta	L	90-98
03/24/13	at Milwaukee	L	99-104
04/12/13	at Atlanta	L	104-109

### HISTORY:

All-Time NBA Record	2,504-2,556 (.495)
NBA Titles	1 (1958)

### TIMELINE:

Founded in 1949-50	Tri-Cities Blackhawks
1951-52	Milwaukee Hawks
1955-56	St. Louis Hawks
1968-69	Atlanta Hawks

### TEAM INFO:

Team Colors	Red, White and Blue
Home Court	Philips Arena (18,371)

### BUCKS VS. HAWKS SERIES INFO:

Current Streak	Lost 4 ... 02/23/13 - 04/12/13
Current Home Streak	Lost 2 ... 02/23/13 - 03/24/13
Current Road Streak	Lost 4 ... 03/15/11 - 04/12/13
Largest Winning Margin	36 - at Atlanta, 02/14/71 (124-88)
Largest Losing Margin	39 - at Atlanta, 01/15/87 (91-130)
Last Home Win	03/27/12 (108-101)
Last Road Win	11/10/10 (108-91)
Last Home Loss	03/24/13 (99-104)
Last Road Loss	04/12/13 (104-109)



# BOSTON CELTICS

226 Causeway St., 4th Floor  
 Boston, MA 02114  
 (617) 854-8000  
 Celtics.com

2013-14 MATCHUPS			
Date	Location	Time (CT)	Final
11/01/13	Boston	6:30 p.m.	_____
11/30/13	Milwaukee	8:00 p.m.	_____
12/03/13	Boston	6:30 p.m.	_____
02/10/13	Milwaukee	7:00 p.m.	_____

## DIRECTORY

Managing Partner, Governor & CEO .....Wyc Grousbeck  
 President .....Rich Gotham  
 President of Basketball Operations .....Danny Ainge  
 Head Coach .....Brad Stevens  
 Assistant Coaches .....Ron Adams, Jamie Young, Jay Larranaga  
 .....Walter McCarty, Micah Shrewsberry  
 Athletic Trainer .....Ed Lacerte  
 Vice President Media Relations/Alumni Relations .....Jeff Twiss  
 Senior Director of Public Relations .....Heather Walker  
 Media Services Manager .....Brian Olive



Head Coach  
 BRAD STEVENS

## BUCKS vs. CELTICS

Season	Home	Road	Total
1968-69	1-2	0-3	1-5
1969-70	3-1	3-0	6-1
1970-71	2-0	3-0	5-0
1971-72	2-1	1-1	3-2
1972-73	1-1	1-1	2-2
1973-74	1-1	1-1	2-2
1974-75	0-2	0-2	0-4
1975-76	1-1	1-1	2-2
1976-77	1-1	0-2	1-3
1977-78	0-2	1-1	1-3
1978-79	2-0	1-1	3-1
1979-80	0-1	0-1	0-2
1980-81	2-1	1-2	3-3
1981-82	3-0	0-3	3-3
1982-83	2-1	1-2	3-3
1983-84	1-2	0-3	1-5
1984-85	2-0	2-1	4-1
1985-86	0-3	0-2	0-5
1986-87	3-0	0-3	3-3
1987-88	3-0	0-3	3-3
1988-89	2-0	0-2	2-2
1989-90	1-1	1-1	2-2
1990-91	2-0	0-2	2-2
1991-92	2-0	0-2	2-2
1992-93	1-1	1-1	2-2
1993-94	1-1	0-2	1-3
1994-95	2-0	1-1	3-1
1995-96	0-2	1-1	1-3
1996-97	2-0	1-1	3-1
1997-98	1-1	1-1	2-2
1998-99	1-0	2-0	3-0
1999-00	1-0	1-1	2-1
2000-01	2-0	1-1	3-1
2001-02	2-0	1-1	3-1
2002-03	1-1	1-0	2-1
2003-04	2-0	1-1	3-1
2004-05	1-1	0-2	1-3
2005-06	1-0	2-0	3-0
2006-07	1-1	1-1	2-2
2007-08	0-2	0-2	0-4
2008-09	1-1	0-1	1-2
2009-10	1-1	1-1	2-2
2010-11	0-1	0-2	0-3
2011-12	0-1	0-2	0-3
2012-13	1-1	2-0	3-1
<b>TOTALS</b>	<b>59-36</b> (.621)	<b>35-62</b> (.361)	<b>94-98</b> (.490)

## CELTICS INFO

### 2012-13 SEASON:

Regular Season 41-40 (3rd, Atlantic Division)  
 Playoffs Lost to New Yorks (2-4)

### 2012-13 BUCKS VS. CELTICS:

Date	Location	Result	Final
11/02/12	Boston	W	99-88
11/10/12	Milwaukee	L	92-96
12/01/12	Milwaukee	W	91-88
12/21/12	Boston	W	99-94 (OT)

### HISTORY:

All-Time NBA Record 3,108-2,124 (.594)  
 NBA Titles 17 (1957, 1959-66, 1968-69, 1974, 1976, 1984, 1986, 2008)

### TIMELINE:

Founded in 1946-47 Boston Celtics

### TEAM INFO:

Team Colors Green, Gold, Beige, Brown, White and Black  
 Home Court TD Garden (18,624)

### BUCKS VS. CELTICS SERIES INFO:

Current Streak Won 2 ... 12/01/12 - 12/21/12  
 Current Home Streak Won 1 ... 12/01/12  
 Current Road Streak Won 2 ... 11/02/12 - 12/21/12  
 Largest Winning Margin 36 - at Milwaukee, 11/07/92 (124-88)  
 Largest Losing Margin 36 - at Boston, 02/26/88 (96-132)  
 Last Home Win 12/01/12 (91-88)  
 Last Road Win 12/21/12 (99-94, OT)  
 Last Home Loss 11/10/12 (92-96)  
 Last Road Loss 04/26/12 (74-87)

GENERAL OFFICE

FRONT OFFICE

PLAYERS

2012-13 SEASON

STATS & RECORDS

HISTORY

NBA

OPPONENTS

MEDIA

15 MetroTech Center, 11th Floor  
 Brooklyn, NY 11201  
 (718) 933-3000  
 BrooklynNets.com

## 2013-14 MATCHUPS

Date	Location	Time (CT)	Final
12/07/13	Milwaukee	7:30 p.m.	_____
12/27/13	Brooklyn	6:30 p.m.	_____
03/01/14	Milwaukee	7:30 p.m.	_____

## DIRECTORY

Principal Owner	Mikhail Prokhorov
Chairman of the Board of Directors	Christophe Charlier
President, ONEXIM Sports and Entertainment Holding USA, Inc.	Irina Pavlova
CEO, Brooklyn Nets and Barclays Center	Brett D. Yormark
General Manager	Billy King
Assistant General Managers	Bobby Marks, Frank Zanin
Head Coach	Jason Kidd
Assistant Coaches	Lawrence Frank, John Welch, Roy Rogers,
	Eric Hughes, Charles Klask, Joe Prunty
Athletic Trainer	Tim Walsh
Vice President, Public Relations	Gary Sussman
Senior Director, Public Relations	Aaron Harris
Manager, Public Relations	Calder Hynes



Head Coach  
 JASON KIDD

## BUCKS vs. NETS

Season	Home	Road	Total
1976-77	1-1	2-0	3-1
1977-78	2-0	1-1	3-1
1978-79	2-0	0-2	2-2
1979-80	0-1	1-0	1-1
1980-81	3-0	2-1	5-1
1981-82	1-1	3-0	4-1
1982-83	2-1	1-1	3-2
1983-84	2-1	2-1	4-2
1984-85	3-0	0-3	3-3
1985-86	3-0	1-2	4-2
1986-87	3-0	1-2	4-2
1987-88	2-0	1-2	3-2
1988-89	2-1	2-0	4-1
1989-90	2-0	2-0	4-0
1990-91	2-0	0-2	2-2
1991-92	0-2	0-2	0-4
1992-93	0-2	0-2	0-4
1993-94	0-2	1-1	1-3
1994-95	2-0	0-2	2-2
1995-96	0-2	1-1	1-3
1996-97	2-0	0-1	2-1
1997-98	0-2	0-2	0-4
1998-99	1-0	1-1	2-1
1999-00	1-1	0-2	1-3
2000-01	2-0	2-0	4-0
2001-02	1-0	0-2	1-2
2002-03	1-1	1-1	2-2
2003-04	2-0	1-1	3-1
2004-05	2-0	0-1	2-1
2005-06	0-2	1-1	1-3
2006-07	1-0	0-2	1-2
2007-08	0-2	0-2	0-4
2008-09	1-1	1-1	2-2
2009-10	2-0	2-0	4-0
2010-11	2-0	1-0	3-0
2011-12	1-0	2-0	3-0
2012-13	1-1	1-1	2-2
<b>TOTALS</b>	<b>52-24</b> (.684)	<b>34-43</b> (.442)	<b>86-67</b> (.562)

## NETS INFO

### 2012-13 SEASON:

Regular Season	49-33 (2nd, Atlantic Division)
Playoffs	Lost to Chicago (3-4)

### 2012-13 BUCKS VS. NETS:

Date	Location	Result	Final
12/09/12	Brooklyn	W	97-88
12/26/12	Milwaukee	W	108-93
02/19/13	Brooklyn	L	111-113 (OT)
02/20/13	Milwaukee	L	94-97

### HISTORY:

All-Time NBA Record	1,257-1,729 (.421)
NBA Titles	None

### TIMELINE:

Founded in 1967-68	New Jersey Americans
1968-69	New York Nets
1976-77	Entered NBA
1977-78	New Jersey Nets
2012-13	Brooklyn Nets

### TEAM INFO:

Team Colors	Black and White
Home Court	Barclays Center (17,732)

### BUCKS VS. NETS SERIES INFO:

Current Streak	Lost 2 ... 02/19/13 - 02/20/13
Current Home Streak	Lost 1 ... 02/20/13
Current Road Streak	Lost 1 ... 02/19/13

Largest Winning Margin	41 - at Milwaukee, 02/14/89 (132-91)
Largest Losing Margin	35 - at NJ, 04/23/94 (100-135)

Last Home Win	12/26/12 (108-93)
Last Road Win	12/09/12 (97-88)
Last Home Loss	02/20/13 (94-97)
Last Road Loss	02/19/13 (111-113, OT)

# CHARLOTTE BOBCCATS

333 E. Trade St.  
Charlotte, NC 28202  
(704) 688-8600  
Bobcats.com

2013-14 MATCHUPS			
Date	Location	Time (CT)	Final
11/23/13	Milwaukee	7:30 p.m.	_____
11/29/13	Charlotte	6:00 p.m.	_____
12/23/13	Charlotte	6:00 p.m.	_____
03/16/14	Milwaukee	12:00 p.m.	_____

## DIRECTORY

Chairman .....Michael Jordan  
 President & COO .....Fred Whitfield  
 President of Basketball Operations .....Rod Higgins  
 General Manager .....Rich Cho  
 Head Coach .....Steve Clifford  
 Associate Head Coach .....Patrick Ewing  
 Assistant Coaches .....Bob Beyer, Mark Price, Stephen Silas, Bob Weiss  
 Head Athletic Trainer .....Steve Stricker  
 Vice President, Communications .....Mike Cristaldi  
 Director, Communications .....Josh Rosen  
 Coordinator, Communications .....Jerome Hubbard



Head Coach  
STEVE CLIFFORD

## BUCKS vs. BOBCATS

Season	Home	Road	Total
2004-05	2-0	2-0	4-0
2005-06	2-0	1-0	3-0
2006-07	1-1	1-1	2-2
2007-08	1-0	1-1	2-1
2008-09	2-0	1-1	3-1
2009-10	2-0	0-2	2-2
2010-11	2-0	0-1	2-1
2011-12	1-0	1-1	2-1
12-13	2-0	0-2	2-2
<b>TOTALS</b>	<b>15-1</b> (.938)	<b>7-9</b> (.438)	<b>22-10</b> (.688)

## BOBCATS INFO

### 2012-13 SEASON:

Regular Season 21-61 (4th, Southeast Division)  
 Playoffs Did Not Qualify

### 2012-13 BUCKS vs. BOBCATS:

Date	Location	Result	Final
11/19/12	Charlotte	L	98-102
12/07/12	Milwaukee	W	108-93
04/01/13	Milwaukee	W	131-102
04/13/13	Charlotte	L	85-95

### HISTORY:

All-Time NBA Record 250-472 (.346)  
 NBA Titles None

### TIMELINE:

Founded in 2004-05 Charlotte Bobcats

### TEAM INFO:

Team Colors Bobcats Blue, White and Orange  
 Home Court Time Warner Cable Arena (19,077)

### BUCKS vs. BOBCATS SERIES INFO:

Current Streak Lost 1 ... 04/13/13  
 Current Home Streak Won 10 ... 12/07/12 - 04/01/13  
 Current Road Streak Lost 2 ... 11/19/12 - 04/13/13

Largest Winning Margin 29 - at Milwaukee, 04/01/13 (131-102)  
 Largest Losing Margin 21 - at Milwaukee, 04/14/07 (92-113)

Last Home Win 04/01/13 (131-102)  
 Last Road Win 03/23/12 (112-92)  
 Last Home Loss 04/14/07 (92-113)  
 Last Road Loss 04/13/13 (85-95)

GENERAL  
INFO

FRONT  
OFFICE

PLAYERS

2012-13  
SEASON

STATS &  
RECORDS

HISTORY

NBA

OPPONENTS

MEDIA

1901 W. Madison St.  
Chicago, IL 60612  
(312) 455-4000  
Bulls.com

## 2013-14 MATCHUPS

Date	Location	Time (CT)	Final
12/10/13	Chicago	7:00 p.m.	_____
12/13/13	Milwaukee	7:30 p.m.	_____
01/10/14	Milwaukee	7:30 p.m.	_____
04/04/14	Chicago	7:00 p.m.	_____

## DIRECTORY

Chairman	Jerry Reinsdorf
President and Chief Operating Officer	Michael Reinsdorf
Executive Vice President-Basketball Operations	John Paxson
Executive Vice President-Business Operations	Steve Schanwald
General Manager	Gar Forman
Head Coach	Tom Thibodeau
Assistant Coaches	Andy Greer, Adrian Griffin, Ed Pinckney, Mike Wilhelm
Assistant General Managers	Randy Brown, Brian Hagen
Director of Sports Performance	Jennifer Swanson
Head Athletic Trainer	Fred Tedeschi
Senior Director of Public & Media Relations	Tim Hallam
Director of Public & Media Relations	Sebrina Brewster
Senior Manager of Public & Media Relations	Matt Yob
Manager of Public & Media Relations	Shaun Hickombottom



Head Coach  
TOM THIBODEAU

## BUCKS vs. BULLS

Season	Home	Road	Total
1968-69	0-3	1-2	1-5
1969-70	1-2	1-2	2-4
1970-71	3-0	2-1	5-1
1971-72	3-0	1-2	4-2
1972-73	3-0	1-2	4-2
1973-74	1-2	2-1	3-3
1974-75	3-1	2-2	5-3
1975-76	2-2	2-1	4-3
1976-77	1-1	0-2	1-3
1977-78	2-0	1-1	3-1
1978-79	2-0	1-1	3-1
1979-80	3-0	2-1	5-1
1980-81	2-1	1-2	3-3
1981-82	2-1	3-0	5-1
1982-83	2-1	3-0	5-1
1983-84	2-1	2-1	4-2
1984-85	3-0	0-3	3-3
1985-86	3-0	2-1	5-1
1986-87	1-2	1-2	2-4
1987-88	0-3	1-2	1-5
1988-89	0-3	0-3	0-6
1989-90	1-2	0-2	1-4
1990-91	1-1	0-3	2-3
1991-92	2-1	0-2	2-3
1992-93	1-1	0-3	1-4
1993-94	0-2	0-2	0-4
1994-95	3-0	1-1	4-1
1995-96	0-2	0-2	0-4
1996-97	0-2	0-2	0-4
1997-98	0-2	0-2	0-4
1998-99	2-0	1-1	3-1
1999-00	2-0	1-1	3-1
2000-01	2-0	2-0	4-0
2001-02	2-0	0-2	2-2
2002-03	2-0	0-2	2-2
2003-04	2-0	1-1	3-1
2004-05	2-0	0-2	2-2
2005-06	1-1	1-1	2-2
2006-07	0-2	0-2	0-4
2007-08	1-1	0-2	1-3
2008-09	1-1	0-2	1-3
2009-10	2-0	1-1	3-1
2010-11	0-2	0-2	0-4
2011-12	0-2	0-2	0-4
2012-13	0-2	2-0	2-2
<b>TOTALS</b>	<b>66-47</b> (.584)	<b>39-72</b> (.351)	<b>105-119</b> (.469)

## BULLS INFO

### 2012-13 SEASON:

Regular Season	45-37 (2nd, Central Division)
Playoffs	Beat Brooklyn (4-3) Lost to Miami (1-4)

### 2012-13 BUCKS vs. BULLS:

Date	Location	Result	Final
11/24/12	Milwaukee	L	86-93
11/26/12	Chicago	W	93-92
01/09/13	Chicago	W	104-96
01/30/13	Milwaukee	L	88-104

### HISTORY:

All-Time NBA Record	1,975-1,830 (.519)
NBA Titles	6 (1991-93, 1996-98)

### TIMELINE:

Founded in 1966-67	Chicago Bulls
--------------------	---------------

### TEAM INFO:

Team Colors	Red, White and Black
Home Court	United Center (20,917)

### BUCKS vs. BULLS SERIES INFO:

Current Streak	Lost 1 ... 01/30/13
Current Home Streak	Lost 6 ... 02/26/11 - 01/30/13
Current Road Streak	Won 2 ... 11/26/12 - 01/09/13

Largest Winning Margin	34 - at Milwaukee, 04/11/76 (111-77)
	34 - at Chicago, 01/02/01 (104-70)
Largest Losing Margin	33 - at Milwaukee, 03/30/84 (86-119)

Last Home Win	01/08/10 (96-93)
Last Road Win	01/09/13 (104-96)
Last Home Loss	01/30/13 (88-104)
Last Road Loss	02/22/12 (91-110)

# CLEVELAND CAVALIERS

Quicken Loans Arena  
One Center Court  
Cleveland, OH 44115  
(216) 420-2000  
Cavs.com

## 2013-14 MATCHUPS

Date	Location	Time (CT)	Final
11/06/13	Milwaukee	7:00 p.m.	_____
12/20/13	Cleveland	6:30 p.m.	_____
01/24/14	Cleveland	6:30 p.m.	_____
04/11/14	Milwaukee	7:30 p.m.	_____

## DIRECTORY

Majority Owner/Chairman	..... Dan Gilbert
Vice Chairmen	..... Jeff Cohen, Nate Forbes
General Manager	..... Chris Grant
Vice President of Basketball Operations	..... David Griffin
Assistant General Manager	..... Trent Redden
Director of Pro Player Personnel	..... Koby Altman
Head Coach	..... Mike Brown
Assistant Coaches	..... Bernie Bickerstaff, Jim Boylan, Igor Kokosko, Bret Brielmaier, Jamahl Mosley
High Performance Director	..... Alex Moore
Head Athletic Trainer	..... Stephen Spiro
Senior Vice President, Communications/Broadcasting	..... Tad Carper
Director of Basketball Communications	..... B.J. Evans
Basketball Communications Manager	..... Jeff Schaefer
Sports Communications Coordinator	..... Cherome Owens
Senior Director of Corporate Communications	..... Phyllis Salem



Head Coach  
MIKE BROWN

## BUCKS vs. CAVALIERS

Season	Home	Road	Total
1970-71	2-0	2-0	4-0
1971-72	2-0	2-0	4-0
1972-73	2-0	1-1	3-1
1973-74	2-0	2-0	4-0
1974-75	1-1	2-0	3-1
1975-76	0-2	0-2	0-4
1976-77	0-2	0-2	0-4
1977-78	1-1	0-2	1-3
1978-79	1-1	2-0	3-1
1979-80	1-0	1-0	2-0
1980-81	3-0	3-0	6-0
1981-82	3-0	3-0	6-0
1982-83	3-0	2-1	5-1
1983-84	2-1	3-0	5-1
1984-85	3-0	2-1	5-1
1985-86	2-1	3-0	5-1
1986-87	3-0	2-1	5-1
1987-88	3-0	1-2	4-2
1988-89	2-1	1-2	3-3
1989-90	1-2	1-1	2-3
1990-91	2-0	1-2	3-2
1991-92	1-1	0-2	1-3
1992-93	1-2	0-2	1-4
1993-94	1-1	1-2	2-3
1994-95	0-2	0-2	0-4
1995-96	0-2	0-2	0-4
1996-97	1-1	1-1	2-2
1997-98	1-1	1-1	2-2
1998-99	2-0	0-1	2-1
1999-00	2-0	1-1	3-1
2000-01	2-0	1-1	3-1
2001-02	0-2	1-1	1-3
2002-03	2-0	2-0	4-0
2003-04	2-0	0-2	2-2
2004-05	2-0	0-2	2-2
2005-06	1-1	0-2	1-3
2006-07	0-2	0-2	0-4
2007-08	2-0	1-1	3-1
2008-09	0-2	0-2	0-4
2009-10	1-1	0-2	1-3
2010-11	2-0	1-1	3-1
2011-12	2-0	2-0	4-0
2012-13	1-1	1-1	2-2
<b>TOTALS</b>	<b>65-31</b> (.677)	<b>47-48</b> (.495)	<b>112-79</b> (.586)

## CAVALIERS INFO

### 2012-13 SEASON:

Regular Season	24-58 (5th, Central Division)
Playoffs	Did Not Qualify

### 2012-13 BUCKS vs. CAVALIERS:

Date	Location	Result	Final
11/03/12	Milwaukee	W	105-102
12/14/12	Cleveland	W	90-86
12/22/12	Milwaukee	L	82-94
01/25/13	Cleveland	L	108-113

### HISTORY:

All-Time NBA Record	1,585-1,893 (.456)
NBA Titles	None

### TIMELINE:

Founded in 1970-71	Cleveland Cavaliers
--------------------	---------------------

### TEAM INFO:

Team Colors	Wine and Gold
Home Court	Quicken Loans Arena (20,562)

### BUCKS vs. CAVALIERS SERIES INFO:

Current Streak	Lost 2 ... 12/22/13 - 01/25/13
Current Home Streak	Lost 1 ... 12/22/12
Current Road Streak	Lost 1 ... 01/25/13

Largest Winning Margin	45 - at Milwaukee, 01/02/71 (118-73)
Largest Losing Margin	43 - at Cleveland, 01/24/76 (89-132)

Last Home Win	11/03/12 (105-102)
Last Road Win	12/14/12 (90-86)
Last Home Loss	12/22/12 (82-94)
Last Road Loss	01/25/13 (108-113)

GENERAL  
INFO

FRONT  
OFFICE

PLAYERS

2012-13  
SEASON

STATS &  
RECORDS

HISTORY

NBA

OPPONENTS

MEDIA

# DALLAS MAVERICKS

2500 Victory Ave.  
Dallas, TX 75219  
(214) 665-4660  
Mavs.com

## 2013-14 MATCHUPS

Date	Location	Time (CT)	Final
11/09/13	Milwaukee	7:30 p.m.	_____
12/14/13	Dallas	7:30 p.m.	_____

## DIRECTORY

Owner	Mark Cuban
President & CEO	Terdemia Ussery
President of Basketball Operations	Donn Nelson
General Manager	Gersson Rosas
Head Coach	Rick Carlisle
Assistant Coaches	Kaleb Canales, Tony Brown, Monte Mathis, Darrell Armstrong
Assistant General Manager	Keith Grant
Head Athletic Trainer	Casey Smith
Director of Basketball Communications	Sarah Melton
Basketball Communications Manager	Scott Tomlin
Basketball Communications Coordinator	Alan Rakowski
Corporate Communications/Community Relations Director	Gina Calvert



Head Coach  
RICK CARLISLE

## BUCKS vs. MAVERICKS

Season	Home	Road	Total
1980-81	1-0	1-0	2-0
1981-82	1-0	0-1	1-1
1982-83	1-0	1-0	2-0
1983-84	1-0	1-0	2-0
1984-85	1-0	0-1	1-1
1985-86	1-0	1-0	2-0
1986-87	0-1	0-1	0-2
1987-88	0-1	0-1	0-2
1988-89	1-0	1-0	2-0
1989-90	1-0	0-1	1-1
1990-91	1-0	0-1	1-1
1991-92	1-0	0-1	1-1
1992-93	1-0	1-0	2-0
1993-94	1-0	1-0	2-0
1994-95	1-0	0-1	1-1
1995-96	1-0	0-1	1-1
1996-97	1-0	1-0	2-0
1997-98	1-0	1-0	2-0
1998-99	0-0	0-0	0-0
1999-00	1-0	1-0	2-0
2000-01	1-0	0-1	1-1
2001-02	0-1	0-1	0-2
2002-03	1-0	1-0	2-0
2003-04	1-0	0-1	1-1
2004-05	0-1	0-1	0-2
2005-06	1-0	0-1	1-1
2006-07	0-1	0-1	0-2
2007-08	1-0	0-1	1-1
2008-09	1-0	0-1	1-1
2009-10	0-1	0-1	0-2
2010-11	1-0	1-0	2-0
2011-12	0-0	0-1	0-1
2012-13	0-1	1-0	1-1
<b>TOTALS</b>	<b>24-7</b> (.774)	<b>13-19</b> (.406)	<b>37-26</b> (.587)

## MAVERICKS INFO

### 2012-13 SEASON:

Regular Season	41-41 (4th, Southwest Division)
Playoffs	Did Not Qualify

### 2012-13 BUCKS vs. MAVERICKS:

Date	Location	Result	Final
02/26/13	Dallas	W	95-90
03/12/13	Milwaukee	L	108-115

### HISTORY:

All-Time NBA Record	1,341-1,317 (.505)
NBA Titles	1 (2011)

### TIMELINE:

Founded in 1980-81	Dallas Mavericks
--------------------	------------------

### TEAM INFO:

Team Colors	Blue, Black and Silver
Home Court	American Airlines Center (19,200)

### BUCKS vs. MAVERICKS SERIES INFO:

Current Streak	Lost 1 ... 03/12/13
Current Home Streak	Lost 1 ... 03/12/13
Current Road Streak	Won 1 ... 02/26/13
Largest Winning Margin	34 - at Milwaukee, 03/02/93 (120-86) 34 - at Milwaukee, 01/21/09 (133-99)
Largest Losing Margin	26 - at Dallas, 01/13/12 (76-102)
Last Home Win	01/01/11 (99-87)
Last Road Win	02/26/13 (95-90)
Last Home Loss	03/12/13 (108-115)
Last Road Loss	01/13/12 (76-102)

# DENVER NUGGETS

1000 Chopper Place  
Denver, CO 80204  
(303) 405-1100  
Nuggets.com

2013-14 MATCHUPS			
Date	Location	Time (CT)	Final
02/05/14	Denver	8:00 p.m.	_____
02/20/14	Milwaukee	7:00 p.m.	_____

## DIRECTORY

Owner ..... E. Stanley Kroenke  
 President & Governor ..... Josh Kroenke  
 GM & Executive Vice President of Basketball Operations ..... Tim Connelly  
 Head Coach ..... Brian Shaw  
 Assistant Coaches ..... Lester Conner, Melvin Hunt, Patrick Mutombo  
 Head Athletic Trainer/Traveling Coordinator ..... Jim Gillen  
 Director of Media Relations ..... Tim Gelt  
 Media Relations Manager ..... Nick O'Hayre



Head Coach  
BRIAN SHAW

## BUCKS vs. NUGGETS

Season	Home	Road	Total
1976-77	1-1	0-2	1-3
1977-78	1-1	0-2	1-3
1978-79	2-0	0-2	2-2
1979-80	2-1	1-2	3-3
1980-81	1-0	0-1	1-1
1981-82	0-1	1-0	1-1
1982-83	0-1	0-1	0-2
1983-84	1-0	0-1	1-1
1984-85	1-0	0-1	1-1
1985-86	0-1	0-1	0-2
1986-87	1-0	0-1	1-1
1987-88	1-0	0-1	1-1
1988-89	1-0	1-0	2-0
1989-90	1-0	0-1	1-1
1990-91	0-1	1-0	1-1
1991-92	1-0	0-1	1-1
1992-93	1-0	0-1	1-1
1993-94	0-1	0-1	0-2
1994-95	0-1	0-1	0-2
1995-96	1-0	0-1	1-1
1996-97	1-0	0-1	1-1
1997-98	1-0	1-0	2-0
1998-99	0-0	0-1	0-1
1999-00	0-1	0-1	0-2
2000-01	1-0	0-1	1-1
2001-02	1-0	1-0	2-0
2002-03	1-0	0-1	1-1
2003-04	0-1	0-1	0-2
2004-05	0-1	0-1	0-2
2005-06	0-1	1-0	1-1
2006-07	0-1	0-1	0-2
2007-08	1-0	0-1	1-1
2008-09	1-0	0-1	1-1
2009-10	1-0	1-0	2-0
2010-11	0-1	0-1	0-2
2011-12	0-1	0-1	0-2
2012-13	0-1	0-1	0-2
<b>TOTALS</b>	<b>24-17</b> (.585)	<b>8-34</b> (.190)	<b>32-51</b> (.386)

## NUGGETS INFO

### 2012-13 SEASON:

Regular Season 57-25 (2nd, Northwest Division)  
 Playoffs Lost to Golden State (2-4)

### 2012-13 BUCKS vs. NUGGETS:

Date	Location	Result	Final
02/05/13	Denver	L	104-112
04/15/13	Milwaukee	L	111-112

### HISTORY:

All-Time NBA Record 1,464-1,522 (.490)  
 NBA Titles None

### TIMELINE:

Founded in 1967-68 Denver Rockets  
 1974-75 Denver Nuggets  
 1976 Entered the NBA

### TEAM INFO:

Team Colors Dark Blue, Light Blue, Gold  
 Home Court Pepsi Center (19,155)

### BUCKS vs. NUGGETS SERIES INFO:

Current Streak Lost 6 ... 12/01/10 - 04/15/13  
 Current Home Streak Lost 3 ... 02/16/11 - 04/15/13  
 Current Road Streak Lost 3 ... 12/01/10 - 02/05/13

Largest Winning Margin 48 - at Milwaukee, 03/27/80 (143-95)  
 Largest Losing Margin 23 - at Denver, 02/02/00 (112-135)

Last Home Win 11/11/09 (108-102)  
 Last Road Win 03/20/10 (102-97)  
 Last Home Loss 04/15/13 (111-112)  
 Last Road Loss 02/05/13 (104-112)

GENERAL  
INFO

FRONT  
OFFICE

PLAYERS

2012-13  
SEASON

STATS &  
RECORDS

HISTORY

NBA

OPPONENTS

MEDIA

# DETROIT PISTONS

6 Championship Drive  
Auburn Hills, MI 48326  
(248) 377-0100  
Pistons.com

## 2013-14 MATCHUPS

Date	Location	Time (CT)	Final
11/25/13	Detroit	6:30 p.m.	_____
12/04/13	Milwaukee	7:00 p.m.	_____
01/22/14	Milwaukee	7:00 p.m.	_____
03/31/14	Detroit	6:30 p.m.	_____

## DIRECTORY

Principal Owner	Tom Gores
President & CEO, Palace Sports & Entertainment/Pistons	Dennis Mannion
President, Basketball Operations	Joe Dumars
Assistant General Manager	George David
Head Coach	Maurice Cheeks
Assistant Coaches	TBA
Athletic Trainer	Mike Abdenour
Strength & Conditioning Coach	Arnie Kander
Vice President, Public Relations	Kevin Grigg
Director, Public Relations	Cletus Lewis
Public Relations Coordinator	Michelle Fikany



Head Coach  
MAURICE CHEEKS

## BUCKS vs. PISTONS

Season	Home	Road	Total
1968-69	2-1	2-1	4-2
1969-70	3-0	3-1	6-1
1970-71	3-0	2-1	5-1
1971-72	3-0	2-1	5-1
1972-73	3-1	2-1	5-2
1973-74	2-1	2-2	4-3
1974-75	4-1	2-2	6-3
1975-76	2-1	2-2	4-3
1976-77	1-1	0-2	1-3
1977-78	1-1	1-1	2-2
1978-79	1-1	0-1	1-2
1979-80	1-0	0-1	1-1
1980-81	2-1	3-0	5-1
1981-82	2-1	2-1	4-2
1982-83	3-0	0-3	3-3
1983-84	2-1	0-2	2-3
1984-85	2-1	1-2	3-3
1985-86	3-0	1-2	4-2
1986-87	2-1	1-2	3-3
1987-88	2-1	0-3	2-4
1988-89	3-0	1-2	4-2
1989-90	0-2	2-1	2-3
1990-91	2-1	1-1	3-2
1991-92	1-1	1-2	2-3
1992-93	0-2	2-0	2-2
1993-94	3-0	1-1	4-1
1994-95	2-0	1-2	3-2
1995-96	2-0	0-2	2-2
1996-97	0-2	1-1	1-3
1997-98	2-0	0-2	2-2
1998-99	1-1	0-1	1-2
1999-00	1-1	0-2	1-3
2000-01	1-1	2-0	3-1
2001-02	1-1	1-1	2-2
2002-03	2-0	1-1	3-1
2003-04	1-1	0-2	1-3
2004-05	2-0	0-2	2-2
2005-06	1-1	0-2	1-3
2006-07	0-2	1-1	1-3
2007-08	1-1	0-2	1-3
2008-09	0-2	1-1	1-3
2009-10	1-1	1-1	2-2
2010-11	1-1	0-2	1-3
2011-12	2-0	1-1	3-1
2012-13	0-2	1-1	1-3
<b>TOTALS</b>	<b>74-37</b> (.667)	<b>45-65</b> (.409)	<b>119-102</b> (.538)

## PISTONS INFO

### 2012-13 SEASON:

Regular Season	29-53 (4th, Central Division)
Playoffs	Did Not Qualify

### 2012-13 BUCKS vs. PISTONS:

Date	Location	Result	Final
12/30/12	Detroit	L	94-96
01/11/13	Milwaukee	L	87-103
01/29/13	Detroit	W	117-90
02/09/13	Milwaukee	L	100-105

### HISTORY:

All-Time NBA Record	2,511-2,611 (.490)
NBA Titles	3 (1989, 1990, 2004)

### TIMELINE:

Founded in 1948-49	Fort Wayne Pistons
1957-58	Detroit Pistons

### TEAM INFO:

Team Colors	Red, White and Blue
Home Court	The Palace of Auburn Hills (22,076)

### BUCKS vs. PISTONS SERIES INFO:

Current Streak	Lost 1 ... 02/09/13
Current Home Streak	Lost 2 ... 01/11/13 - 02/09/13
Current Road Streak	Won 1 ... 01/29/13

Largest Winning Margin	59 - at Milwaukee, 12/26/78 (143-84)
Largest Losing Margin	45 - at Detroit, 12/31/07 (69-114)

Last Home Win	01/30/12 (103-82)
Last Road Win	01/29/13 (117-90)
Last Home Loss	02/09/13 (100-105)
Last Road Loss	12/30/12 (94-96)



# GOLDEN STATE WARRIORS

1011 Broadway  
Oakland, CA 94607  
(510) 986-2200  
Warriors.com

2013-14 MATCHUPS			
Date	Location	Time (CT)	Final
01/07/14	Milwaukee	7:00 p.m.	_____
03/20/14	Golden State	9:30 p.m.	_____

## DIRECTORY

Co-Executive Chairman, CEO & Governor ..... Joe Lacob  
 Co-Executive Chairman ..... Peter Guber  
 President & Chief Operating Officer ..... Rick Welts  
 General Manager ..... Bob Myers  
 Head Coach ..... Mark Jackson  
 Assistant Coaches ..... Pete Myers, Darren Erman, Brian Scalabrine, Jerry DeGregorio  
 Assistant Coach/Player Development ..... Joe Boylan  
 Head Athletic Trainer ..... JoHan Wang  
 Vice President, Communications ..... Raymond Ridder  
 Senior Director, Public Relations ..... Dan Martinez  
 Assistants, Public Relations ..... Brett Winkler, Ryan Donough  
 Director, Corporate Communications ..... Lisa Goodwin



Head Coach  
MARK JACKSON

## BUCKS vs. WARRIORS

Season	Home	Road	Total
1968-69	2-1	1-2	3-3
1969-70	3-0	1-2	4-2
1970-71	3-0	3-0	6-0
1971-72	1-1	1-1	2-2
1972-73	3-0	2-1	5-1
1973-74	1-2	2-1	3-3
1974-75	1-1	0-2	1-3
1975-76	0-2	0-3	0-5
1976-77	2-0	1-1	3-1
1977-78	1-1	1-1	2-2
1978-79	2-0	0-2	2-2
1979-80	3-0	3-0	6-0
1980-81	0-1	1-0	1-1
1981-82	0-1	0-1	0-2
1982-83	1-0	0-1	1-1
1983-84	1-0	1-0	2-0
1984-85	1-0	1-0	2-0
1985-86	1-0	1-0	2-0
1986-87	1-0	1-0	2-0
1987-88	1-0	1-0	2-0
1988-89	1-0	1-0	2-0
1989-90	1-0	0-1	1-1
1990-91	1-0	0-1	1-1
1991-92	0-1	0-1	0-2
1992-93	1-0	0-1	1-1
1993-94	0-1	0-1	0-2
1994-95	1-0	1-0	2-0
1995-96	1-0	0-1	1-1
1996-97	1-0	0-1	1-1
1997-98	1-0	1-0	2-0
1998-99	1-0	0-0	1-0
1999-00	0-1	1-0	1-1
2000-01	1-0	1-0	2-0
2001-02	1-0	1-0	2-0
2002-03	1-0	1-0	2-0
2003-04	1-0	0-1	1-1
2004-05	0-1	0-1	0-2
2005-06	0-1	1-0	1-1
2006-07	1-0	1-0	2-0
2007-08	0-1	0-1	0-2
2008-09	1-0	0-1	1-1
2009-10	1-0	1-0	2-0
2010-11	1-0	0-1	1-1
2011-12	0-0	1-0	1-0
2012-13	1-0	1-0	2-0
<b>TOTALS</b>	<b>46-16</b> (.742)	<b>33-30</b> (.524)	<b>79-46</b> (.632)

## WARRIORS INFO

**2012-13 SEASON:**  
 Regular Season 47-35 (2nd, Pacific Division)  
 Playoffs Beat Denver (4-2)  
 Lost to San Antonio (2-4)

**2012-13 BUCKS VS. WARRIORS:**

Date	Location	Result	Final
01/26/13	Milwaukee	W	109-102
03/09/13	Golden State	W	103-93

**HISTORY:**  
 All-Time NBA Record 2,399-2,829 (.459)  
 NBA Titles 3 (1947, 1956, 1975)

**TIMELINE:**  
 Founded in 1946-47 Philadelphia Warriors  
 1962-63 San Francisco Warriors  
 1971-72 Golden State Warriors

**TEAM INFO:**  
 Team Colors Warriors Royal Blue, Calif. Golden Yellow  
 Home Court ORACLE Arena (19,596)

**BUCKS VS. WARRIORS SERIES INFO:**  
 Current Streak Won 3 ... 03/16/12 - 03/09/13  
 Current Home Streak Won 4 ... 03/07/09 - 01/26/13  
 Current Road Streak Won 2 ... 03/16/12 - 03/09/13

Largest Winning Margin 33 - at Milwaukee, 12/08/72 (124-91)  
 Largest Losing Margin 37 - at Golden St., 12/20/75 (87-124)

Last Home Win 01/26/13 (109-102)  
 Last Road Win 03/09/13 (103-93)

GENERAL INFO  
FRONT OFFICE  
PLAYERS  
2012-13 SEASON  
STATS & RECORDS  
HISTORY  
NBA  
OPPONENTS  
MEDIA

# HOUSTON ROCKETS

Toyota Center  
1510 Polk St.  
Houston, TX 77002  
(713) 758-7200  
Rockets.com

## 2013-14 MATCHUPS

Date	Location	Time (CT)	Final
01/18/14	Houston	7:00 p.m.	_____
02/08/14	Milwaukee	7:30 p.m.	_____

## DIRECTORY

Owner ..... Leslie Alexander  
 Chief Executive Officer ..... Tad Brown  
 General Manager & Managing Director Basketball Operations ..... Daryl Morey  
 Head Coach ..... Kevin McHale  
 Assistant Coaches ..... Kelvin Sampson, John-Blair Bickerstaff, Chris Finch, Dean Cooper  
 Player Development Coach ..... Greg Buckner  
 Senior Vice President of Basketball Operations/Athletic Trainer ..... Keith Jones  
 Sr. Manager of Media & Player Relations ..... Tracey Hughes  
 Sr. Manager of Media Services ..... Bob Schranz



Head Coach  
KEVIN McHALE

## BUCKS vs. ROCKETS

Season	Home	Road	Total
1968-69	3-0	1-2	4-2
1969-70	3-0	3-0	6-0
1970-71	2-0	2-1	4-1
1971-72	3-0	2-0	5-0
1972-73	1-1	2-0	3-1
1973-74	2-0	2-0	4-0
1974-75	1-1	0-2	1-3
1975-76	2-0	0-2	2-2
1976-77	1-1	0-2	1-3
1977-78	2-0	1-1	3-1
1978-79	2-0	0-2	2-2
1979-80	0-1	1-0	1-1
1980-81	1-0	1-0	2-0
1981-82	1-0	0-1	1-1
1982-83	1-0	1-0	2-0
1983-84	1-0	0-1	1-1
1984-85	1-0	1-0	2-0
1985-86	1-0	1-0	2-0
1986-87	1-0	1-0	2-0
1987-88	0-1	0-1	0-2
1988-89	1-0	0-1	1-1
1989-90	1-0	0-1	1-1
1990-91	0-1	0-1	0-2
1991-92	1-0	0-1	1-1
1992-93	1-0	0-1	1-1
1993-94	1-0	0-1	1-1
1994-95	0-1	1-0	1-1
1995-96	0-1	0-1	0-2
1996-97	0-1	1-0	1-1
1997-98	1-0	0-1	1-1
1998-99	0-0	0-0	0-0
1999-00	1-0	1-0	2-0
2000-01	0-1	0-1	0-2
2001-02	1-0	0-1	1-1
2002-03	1-0	0-1	1-1
2003-04	0-1	0-1	0-2
2004-05	1-0	0-1	1-1
2005-06	0-1	0-1	0-2
2006-07	0-1	0-1	0-2
2007-08	0-1	0-1	0-2
2008-09	1-0	0-1	1-1
2009-10	0-1	0-1	0-2
2010-11	1-0	0-1	1-1
2011-12	0-0	1-0	1-0
2012-13	0-1	1-0	1-1
<b>TOTALS</b>	<b>41-16</b> (.719)	<b>24-34</b> (.414)	<b>65-50</b> (.565)

## ROCKETS INFO

### 2012-13 SEASON:

Regular Season 45-37 (3rd, Southwest Division)  
 Playoffs Lost to Oklahoma City (2-4)

### 2012-13 BUCKS vs. ROCKETS:

Date	Location	Result	Final
01/04/13	Milwaukee	L	101-115
02/27/13	Houston	W	110-107

### HISTORY:

All-Time NBA Record 1,901-1,823 (.510)  
 NBA Titles 2 (1994, 1995)

### TIMELINE:

Founded in 1967-68 San Diego Rockets  
 1971-72 Houston Rockets

### TEAM INFO:

Team Colors Red, White and Silver  
 Home Court Toyota Center (18,023)

### BUCKS vs. ROCKETS SERIES INFO:

Current Streak Won 1 ... 02/27/13  
 Current Home Streak Lost 1 ... 01/04/13  
 Current Road Streak Won 2 ... 01/25/12 - 02/27/13

Largest Winning Margin 39 - at Milwaukee, 02/20/02 (115-76)  
 Largest Losing Margin 28 - at Milwaukee, 01/16/95 (87-115)  
 28 - at Milwaukee, 02/17/10 (99-127)

Last Home Win 12/10/10 (97-91)  
 Last Road Win 02/27/13 (110-107)  
 Last Home Loss 01/04/13 (101-115)  
 Last Road Loss 01/17/11 (84-93)

# INDIANA PACERS

125 S. Pennsylvania St.  
Indianapolis, IN 46204  
(317) 917-2500  
Pacers.com

## 2013-14 MATCHUPS

Date	Location	Time (CT)	Final
11/15/13	Indiana	6:00 p.m.	_____
02/22/14	Milwaukee	7:30 p.m.	_____
02/27/14	Indiana	6:00 p.m.	_____
04/09/14	Milwaukee	7:00 p.m.	_____

## DIRECTORY

Owner, Chairman and Chief Executive Officer	Herbert Simon
President, Pacers Sports & Entertainment	Jim Morris
President of Basketball Operations	Larry Bird
Chief Operating Officer	Rick Fuson
Ex. VP of Basketball Operations/General Manager	Kevin Pritchard
Basketball Operations Consultant	Donnie Walsh
Head Coach	Frank Vogel
Associate Head Coach	Nate McMillan
Assistant Coaches	Dan Burke, Popeye Jones
Scout/Assistant Coach	Jimmy Powell
VP of Basketball Operations	Peter Dinwiddie
Head Athletic Trainer/Team Administrator	Josh Corbell
Director/Indiana Pacers Media Relations	David Benner
Senior Public Information Manager	Krissy Myers
Public Information Assistant	Tim Edwards



Head Coach  
FRANK VOGEL

## BUCKS vs. PACERS

Season	Home	Road	Total
1976-77	1-1	1-1	2-2
1977-78	2-0	2-0	4-0
1978-79	1-1	1-1	2-2
1979-80	1-0	1-0	2-0
1980-81	2-1	2-1	4-2
1981-82	3-0	3-0	6-0
1982-83	3-0	2-1	5-1
1983-84	3-0	2-1	5-1
1984-85	3-0	2-1	5-1
1985-86	2-1	2-1	4-2
1986-87	3-0	1-2	4-2
1987-88	2-1	1-2	3-3
1988-89	2-1	2-1	4-2
1989-90	1-1	1-2	2-3
1990-91	3-0	0-2	3-2
1991-92	1-1	0-3	1-4
1992-93	2-1	1-1	3-2
1993-94	0-2	1-1	1-3
1994-95	1-1	1-2	2-3
1995-96	1-1	0-2	1-3
1996-97	1-1	1-1	2-2
1997-98	0-2	0-2	0-4
1998-99	0-1	0-2	0-3
1999-00	1-1	1-1	2-2
2000-01	2-0	0-2	2-2
2001-02	2-0	1-1	3-1
2002-03	1-1	0-2	1-3
2003-04	2-0	1-1	3-1
2004-05	1-1	1-1	2-2
2005-06	2-0	0-2	2-2
2006-07	0-2	0-2	0-4
2007-08	1-1	0-2	1-3
2008-09	2-0	0-2	2-2
2009-10	2-0	2-0	4-0
2010-11	1-1	1-1	2-2
2011-12	0-2	0-1	0-3
2012-13	2-0	0-2	2-2

**TOTALS**    **57-26**    **34-50**    **91-76**  
(.687)            (.405)            (.545)

## PACERS INFO

### 2012-13 SEASON:

Regular Season	49-32 (1st, Central Division)
Playoffs	Beat Atlanta (4-2) Beat New York (4-2) Lost to Miami (3-4)

### 2012-13 BUCKS vs. PACERS:

Date	Location	Result	Final
11/14/12	Milwaukee	W	99-85
12/18/12	Milwaukee	W	98-93
01/05/13	Indiana	L	80-95
03/22/13	Indiana	L	78-102

### HISTORY:

All-Time NBA Record	1,467-1,518 (.491)
NBA Titles	None (ABA Titles: 1970, 1972-73)

### TIMELINE:

Founded in 1967-68	Indiana Pacers
1976-77	Entered the NBA

### TEAM INFO:

Team Colors	Blue and Gold
Home Court	Bankers Life Fieldhouse (18,165)

### BUCKS vs. PACERS SERIES INFO:

Current Streak	Lost 2 ... 01/05/13 - 03/22/13
Current Home Streak	Won 2 ... 11/14/12 - 12/18/12
Current Road Streak	Lost 4 ... 04/01/11 - 03/22/13

Largest Winning Margin	33 - at Milwaukee, 04/20/91 (133-100)
Largest Losing Margin	33 - at Indiana, 03/31/04 (111-78)

Last Home Win	12/18/12 (98-93)
Last Road Win	11/05/10 (94-90)
Last Home Loss	04/14/12 (99-105)
Last Road Loss	03/22/13 (78-102)

GENERAL  
OFFICE

FRONT  
OFFICE

PLAYERS

2012-13  
SEASON

STATS &  
RECORDS

HISTORY

NBA

OPPONENTS

MEDIA

# CLIPPERS

Los Angeles Clippers Training Center  
6951 S. Centinela Ave.  
Playa Vista, CA 90094  
(310) 862-6000  
Clippers.com

## 2013-14 MATCHUPS

Date	Location	Time (CT)	Final
01/27/14	Milwaukee	7:00 p.m.	_____
03/24/14	Los Angeles	9:30 p.m.	_____

## DIRECTORY

Chairman of the Board, Owner and NBA Governor ..... Donald T. Sterling  
 President and NBA Governor ..... Andy Roeser  
 Sr. Vice President of Basketball Operations & Head Coach ..... Glenn "Doc" Rivers  
 Vice President of Basketball Operations ..... Gary Sacks  
 Associate Head Coach ..... Alvin Gentry  
 Assistant Coaches ..... Kevin Eastman, Armond Hill, Tyronn Lue, Brenden O'Connor  
 Player Development ..... J.P. Clark, Howard Easley, Dave Severns  
 Head Athletic Trainer ..... Jason Powell  
 Director, Communications ..... Seth Burton  
 Director, Team PR and Publications ..... Dennis Rogers  
 Assistant Director, Media Services & PR ..... Ta'Nisha Cooper  
 Assistant Director, Communications and Publications ..... Steven Esparza  
 Communications Assistant ..... Aubrey Freckman



Head Coach  
GLENN "DOC" RIVERS

## BUCKS vs. CLIPPERS

Season	Home	Road	Total
1970-71	2-0	2-0	4-0
1971-72	2-0	2-0	4-0
1972-73	2-0	2-0	4-0
1973-74	2-0	1-1	3-1
1974-75	2-0	1-1	3-1
1975-76	1-1	0-2	1-3
1976-77	1-1	0-2	1-3
1977-78	2-0	1-1	3-1
1978-79	1-1	0-2	1-3
1979-80	2-1	2-1	4-2
1980-81	1-0	1-0	2-0
1981-82	1-0	1-0	2-0
1982-83	1-0	1-0	2-0
1983-84	1-0	0-1	1-1
1984-85	1-0	1-0	2-0
1985-86	1-0	0-1	1-1
1986-87	1-0	1-0	2-0
1987-88	1-0	1-0	2-0
1988-89	1-0	1-0	2-0
1989-90	0-1	1-0	1-1
1990-91	1-0	0-1	1-1
1991-92	0-1	0-1	0-2
1992-93	0-1	0-1	0-2
1993-94	0-1	1-0	1-1
1994-95	1-0	0-1	1-1
1995-96	1-0	0-1	1-1
1996-97	0-1	0-1	0-2
1997-98	1-0	1-0	2-0
1998-99	0-0	0-0	0-0
1999-00	1-0	1-0	2-0
2000-01	1-0	0-1	1-1
2001-02	1-0	0-1	1-1
2002-03	1-0	0-1	1-1
2003-04	0-1	0-1	0-2
2004-05	1-0	0-1	1-1
2005-06	0-1	0-1	0-2
2006-07	0-1	0-1	0-2
2007-08	0-1	1-0	1-1
2008-09	1-0	0-1	1-1
2009-10	1-0	0-1	1-1
2010-11	1-0	0-1	1-1
2011-12	0-0	0-1	0-1
2012-13	0-1	0-1	0-2
<b>TOTALS</b>	<b>38-14</b> (.731)	<b>23-30</b> (.434)	<b>61-44</b> (.581)

## CLIPPERS INFO

### 2012-13 SEASON:

Regular Season 56-26 (1st, Pacific Division)  
 Playoffs Lost to Memphis (2-4)

### 2012-13 BUCKS vs. CLIPPERS:

Date	Location	Result	Final
12/15/12	Milwaukee	L	85-111
03/06/13	Los Angeles	L	101-117

### HISTORY:

All-Time NBA Record 1,303-2,175 (.375)  
 NBA Titles None

### TIMELINE:

Founded in 1970-71 Buffalo Braves  
 1977-78 San Diego Clippers  
 1984-85 Los Angeles Clippers

### TEAM INFO:

Team Colors Red, White and Blue  
 Home Court STAPLES Center (19,060)

### BUCKS vs. CLIPPERS SERIES INFO:

Current Streak Lost 3 ... 01/07/12 - 03/06/13  
 Current Home Streak Lost 1 ... 12/15/12  
 Current Road Streak Lost 5 ... 01/17/09 - 03/06/13

Largest Winning Margin 34 - at Milwaukee, 02/26/80 (122-88)  
 34 - at Milwaukee, 12/20/08 (119-85)  
 Largest Losing Margin 36 - at Buffalo, 02/19/74 (145-109)

Last Home Win 02/13/11 (102-78)  
 Last Road Win 12/04/07 (87-78)  
 Last Home Loss 12/15/12 (85-111)  
 Last Road Loss 03/06/13 (101-117)

# LOS ANGELES LAKERS

555 N. Nash St.  
El Segundo, CA 90245  
(310) 426-6000  
Lakers.com

2013-14 MATCHUPS			
Date	Location	Time (CT)	Final
12/31/13	Los Angeles	9:30 p.m.	_____
03/27/14	Milwaukee	7:00 p.m.	_____

## DIRECTORY

President/Governor	Jeanie Buss
Executive Vice President, Basketball Operations/Alternate Governor	Jim Buss
General Manager	Mitch Kupchak
Head Coach	Mike D'Antoni
Assistant Coaches	Dan D'Antoni, Kurt Rambis, Johnny Davis
Player Development Coaches	Mark Madsen, Larry Lewis
Athletic Trainer	Gary Vitti
Vice President, Public Relations	John Black
Senior Manager, Public Relations	Alison Bogli
Senior Manager, Public Relations	Josh Rupprecht
Coordinator, Public Relations	Daniel Ramirez
Assistant, Public Relations	Matt Fleer



Head Coach  
MIKE D'ANTONI

## BUCKS vs. LAKERS

Season	Home	Road	Total
1968-69	1-2	0-3	1-5
1969-70	2-1	1-2	3-3
1970-71	3-0	1-1	4-1
1971-72	1-1	0-3	1-4
1972-73	2-1	1-2	3-3
1973-74	2-1	0-3	2-4
1974-75	0-2	0-2	0-4
1975-76	2-1	1-1	3-2
1976-77	1-1	0-2	1-3
1977-78	1-1	0-2	1-3
1978-79	1-1	0-2	1-3
1979-80	2-1	1-2	3-3
1980-81	1-0	1-0	2-0
1981-82	1-0	1-0	2-0
1982-83	0-1	0-1	0-2
1983-84	0-1	0-1	0-2
1984-85	1-0	0-1	1-1
1985-86	0-1	0-1	0-2
1986-87	1-0	0-1	1-1
1987-88	1-0	1-0	2-0
1988-89	1-0	0-1	1-1
1989-90	1-0	0-1	1-1
1990-91	1-0	1-0	2-0
1991-92	1-0	0-1	1-1
1992-93	1-0	0-1	1-1
1993-94	0-1	0-1	0-2
1994-95	1-0	0-1	1-1
1995-96	0-1	0-1	0-2
1996-97	0-1	0-1	0-2
1997-98	0-1	0-1	0-2
1998-99	0-0	0-0	0-0
1999-00	0-1	0-1	0-2
2000-01	1-0	1-0	2-0
2001-02	0-1	0-1	0-2
2002-03	0-1	0-1	0-2
2003-04	0-1	0-1	0-2
2004-05	0-1	0-1	0-2
2005-06	0-1	0-1	0-2
2006-07	1-0	1-0	2-0
2007-08	1-0	0-1	1-1
2008-09	0-1	0-1	0-2
2009-10	0-1	0-1	0-2
2010-11	0-1	1-0	1-1
2011-12	1-0	0-0	1-0
2012-13	1-0	0-1	1-1
<b>TOTALS</b>	<b>34-29</b> (.540)	<b>12-49</b> (.197)	<b>46-78</b> (.371)

## LAKERS INFO

### 2012-13 SEASON:

Regular Season	45-37 (3rd, Pacific Division)
Playoffs	Lost to San Antonio (0-4)

### 2012-13 BUCKS VS. LAKERS:

Date	Location	Result	Final
01/15/13	Los Angeles	L	88-104
03/28/13	Milwaukee	W	113-103

### HISTORY:

All-Time NBA Record	3,170-1,953 (.619)
NBA Titles	16 (1949-50, 1952-54, 1972, 1980, 1982, 1985, 1987-88, 2000-02, 2009-10)

### TIMELINE:

Founded in 1948-49	Minneapolis Lakers
1960-61	Los Angeles Lakers

### TEAM INFO:

Team Colors	Purple and Gold
Home Court	STAPLES Center (18,997)

### BUCKS VS. LAKERS SERIES INFO:

Current Streak	Won 1 ... 03/28/13
Current Home Streak	Won 2 ... 01/28/12 - 03/28/13
Current Road Streak	Lost 1 ... 01/15/13
Largest Winning Margin	34 - at Milwaukee, 02/11/71 (122-88)
Largest Losing Margin	29 - at LA, 11/15/83 (126-97)
Last Home Win	03/28/13 (113-103)
Last Road Win	12/21/10 (98-79)
Last Home Loss	11/16/10 (107-118)
Last Road Loss	01/15/13 (88-104)

GENERAL OFFICE

FRONT OFFICE

PLAYERS

2012-13 SEASON

STATS & RECORDS

HISTORY

NBA

OPPONENTS

MEDIA

# MEMPHIS GRIZZLIES

191 Beale St.  
 Memphis, TN 38103  
 (901) 205-1234  
 Grizzlies.com

2013-14 MATCHUPS			
Date	Location	Time (CT)	Final
01/15/14	Milwaukee	7:00 p.m.	_____
02/01/14	Memphis	7:00 p.m.	_____

## DIRECTORY

Chairman and Controlling Owner ..... Robert J. Pera  
 Chief Executive Officer ..... Jason Levien  
 Director of Player Personnel and Basketball Development ..... Stu Lash  
 Vice President of Basketball Operations ..... John Hollinger  
 General Manager ..... Chris Wallace  
 Head Coach ..... David Joerger  
 Assistant Coaches ..... Elston Turner, Duane Ticknor, Bob Thornton  
 Head Athletic Trainer ..... Drew Graham  
 Communications and Publications Director ..... Jason Wallace  
 Basketball Communications and Publications Coordinator ..... Ross Wooden  
 Corporate Communications Coordinator ..... Toiaya Crawford



Head Coach  
 DAVID JOERGER

## BUCKS vs. GRIZZLIES

Season	Home	Road	Total
1995-96	0-1	1-0	1-1
1996-97	1-0	1-0	2-0
1997-98	1-0	0-1	1-1
1998-99	0-0	0-0	0-0
1999-00	0-1	1-0	1-1
2000-01	1-0	0-1	1-1
2001-02	1-0	1-0	2-0
2002-03	0-1	0-1	0-2
2003-04	1-0	0-1	1-1
2004-05	0-1	0-1	0-2
2005-06	1-0	0-1	1-1
2006-07	1-0	1-0	2-0
2007-08	1-0	1-0	2-0
2008-09	0-1	1-0	1-1
2009-10	1-0	1-0	2-0
2010-11	0-1	0-1	0-2
2011-12	0-1	—	0-1
2012-13	0-1	0-1	0-2
<b>TOTALS</b>	<b>9-8</b> (.529)	<b>8-8</b> (.500)	<b>17-16</b> (.515)

## GRIZZLIES INFO

### 2012-13 SEASON:

Regular Season 56-26 (2nd, Southwest Division)  
 Playoffs Beat L.A. Clippers (4-2)  
 Beat Oklahoma City (4-1)  
 Lost to San Antonio (0-4)

### 2012-13 BUCKS VS. GRIZZLIES:

Date	Location	Result	Final
11/07/12	Milwaukee	L	90-108
12/19/12	Memphis	L	80-90

### HISTORY:

All-Time NBA Record 547-881 (.383)  
 NBA Titles None

### TIMELINE:

Founded in 1995-96 Vancouver Grizzlies  
 2001-02 Memphis Grizzlies

### TEAM INFO:

Team Colors Memphis Midnight, Beale Street  
 Blue, Smoke Blue and Grizzlies Gold  
 Home Court FedExForum (18,119)

### BUCKS VS. GRIZZLIES - SERIES INFO:

Current Streak Lost 5 ... 01/22/11 - 12/19/12  
 Current Home Streak Lost 3 ... 11/22/11 - 11/07/12  
 Current Road Streak Lost 2 ... 02/11/11 - 12/19/12

Largest Winning Margin 16 - at Milwaukee, 11/06/96 (105-89)

Largest Losing Margin 20 - at Memphis, 02/06/04 (105-85)

Last Home Win 03/28/10 (108-103 OT)  
 Last Road Win 11/21/09 (103-98)  
 Last Home Loss 11/07/12 (90-108)  
 Last Road Loss 12/19/12 (80-90)

# MIAMI HEAT

601 Biscayne Blvd.  
Miami, FL 33132  
(786) 777-4328  
Heat.com

## 2013-14 MATCHUPS

Date	Location	Time (CT)	Final
11/12/13	Miami	6:30 p.m.	_____
03/29/14	Milwaukee	7:30 p.m.	_____
04/02/14	Miami	6:30 p.m.	_____

## DIRECTORY

Managing General Partner	Micky Arison
Chief Executive Officer	Nick Arison
President	Pat Riley
Senior Vice President, Basketball Operations/Assistant General Manager	Andy Elisburg
Vice President, Player Personnel	Chet Kammerer
Vice President, Player Programs	Alonzo Mourning
Head Coach	Erik Spoelstra
Assistant Coaches	Bob McAdoo, Keith Askins, Ron Rothstein, David Fizdale
Assistant Coach/Advance Scout	Chad Kammerer
Assistant Coach/Video Coordinator	Dan Craig
Head Athletic Trainer	Jay Sabol
Vice President, Sports Media Relations	Tim Donovan
Director of Sports Media Relations	Rob Wilson
Assistant Director of Sports Media Relations	Michael Lissack
Sports Media Relations Manager	Nick Maiorano



Head Coach  
ERIK SPOELSTRA

## BUCKS vs. HEAT

Season	Home	Road	Total
1988-89	1-0	1-0	2-0
1989-90	1-1	1-1	2-2
1990-91	2-0	2-0	4-0
1991-92	0-2	0-2	0-4
1992-93	1-1	1-1	2-2
1993-94	0-2	0-2	0-4
1994-95	0-2	0-2	0-4
1995-96	0-2	0-1	0-3
1996-97	0-2	0-2	0-4
1997-98	0-2	1-1	1-3
1998-99	1-1	0-1	1-2
1999-00	1-1	1-1	2-2
2000-01	1-0	1-1	2-1
2001-02	1-1	0-2	1-3
2002-03	1-1	2-0	3-1
2003-04	2-0	0-1	2-1
2004-05	0-2	0-2	0-4
2005-06	1-1	0-2	1-3
2006-07	1-1	0-1	1-2
2007-08	1-1	1-1	2-2
2008-09	0-1	1-1	1-2
2009-10	1-1	2-0	3-1
2010-11	0-2	1-1	1-3
2011-12	1-1	1-0	2-1
2012-13	1-1	0-2	1-3
<b>TOTALS</b>	<b>18-29</b> (.383)	<b>16-28</b> (.364)	<b>34-57</b> (.374)

## HEAT INFO

### 2012-13 SEASON:

Regular Season	66-16 (1st, Southeast Division)
Playoffs	Beat Milwaukee (4-0) Beat Chicago (4-1) Beat Indiana (4-3) Beat San Antonio (4-3)

### 2012-13 BUCKS VS. HEAT:

Date	Location	Result	Final
11/21/12	Miami	L	106-113 (OT)
12/29/12	Milwaukee	W	104-85
03/15/13	Milwaukee	L	94-107
04/09/13	Miami	L	83-94

### HISTORY:

All-Time NBA Record	1,031-971 (.515)
NBA Titles	3 (2006, 2012-13)

### TIMELINE:

Founded in 1988-89	Miami Heat
--------------------	------------

### TEAM INFO:

Team Colors	Red, Yellow, Black and White
Home Court	AmericanAirlines Arena (19,600)

### BUCKS VS. HEAT - SERIES INFO:

Current Streak	Lost 2 ... 03/15/13 - 04/09/13
Current Home Streak	Lost 1 ... 03/15/13
Current Road Streak	Lost 2 ... 11/21/12 - 04/09/13
Largest Winning Margin	26 - at Milwaukee, 01/21/90 (127-101) 26 - at Milwaukee, 12/20/06 (121-95)
Largest Losing Margin	39 - at Miami, 03/14/05 (71-110)
Last Home Win	12/29/12 (104-85)
Last Road Win	01/22/12 (91-82)
Last Home Loss	03/15/13 (94-107)
Last Road Loss	04/09/13 (83-94)

GENERAL  
INFO

FRONT  
OFFICE

PLAYERS

2012-13  
SEASON

STATS &  
RECORDS

HISTORY

NBA

OPPONENTS

MEDIA

# MINNESOTA TIMBERWOLVES

600 First Ave. N.  
 Minneapolis, MN 55403  
 (612) 673-1600  
 Timberwolves.com

## 2013-14 MATCHUPS

Date	Location	Time (CT)	Final
12/28/13	Milwaukee	7:30 p.m.	_____
03/11/14	Minnesota	7:00 p.m.	_____

## DIRECTORY

Owner	Glen Taylor
Chief Executive Officer	Rob Moor
President	Chris Wright
President of Basketball Operations	Flip Saunders
Head Coach	Rick Adelman
Assistant Coaches	Terry Porter, Jack Sikma, T.R. Dunn, David Adelman
Player Development Coach	Bobby Jackson
Vice President of Basketball Operations	Rob Babcock
General Manager	Milt Newton
Director of Player Personnel/Game Preparation	R.J. Adelman
Head Athletic Trainer	Gregg Farnam
Senior Vice President of Communications/Chief Marketing Officer	Ted Johnson
Vice President of Communications	Brad Ruitter
Public Relations Manager	Aaron Seehusen
Communications Manager	Dan Bell
Corporate Communications Manager	Kylie Crull



Head Coach  
**RICK ADELMAN**

## BUCKS vs. TIMBERWOLVES

Season	Home	Road	Total
1989-90	1-0	1-0	2-0
1990-91	1-0	0-1	1-1
1991-92	1-0	1-0	2-0
1992-93	1-0	0-1	1-1
1993-94	0-1	0-1	0-2
1994-95	1-0	0-1	1-1
1995-96	0-1	1-0	1-1
1996-97	0-1	0-1	0-2
1997-98	0-1	1-0	1-1
1998-99	0-0	1-0	1-0
1999-00	0-1	0-1	0-2
2000-01	0-1	0-1	0-2
2001-02	0-1	0-1	0-2
2002-03	0-1	0-1	0-2
2003-04	0-1	0-1	0-2
2004-05	1-0	0-1	1-1
2005-06	1-0	0-1	1-1
2006-07	1-0	1-0	2-0
2007-08	1-0	0-1	1-1
2008-09	0-1	0-1	0-2
2009-10	1-0	1-0	2-0
2010-11	1-0	0-1	1-1
2011-12	1-0	0-0	1-0
2012-13	0-1	0-1	0-2
<b>TOTALS</b>	<b>12-11</b> (.522)	<b>7-16</b> (.304)	<b>19-27</b> (.413)

## TIMBERWOLVES INFO

### 2012-13 SEASON:

Regular Season	31-51 (5th, Northwest Division)
Playoffs	Did Not Qualify

### 2012-13 BUCKS VS. TIMBERWOLVES:

Date	Location	Result	Final
11/30/12	Minnesota	L	85-95
04/03/13	Milwaukee	L	98-107

### HISTORY:

All-Time NBA Record	762-1,158 (.397)
NBA Titles	None

### TIMELINE:

Founded in 1989-90	Minnesota Timberwolves
--------------------	------------------------

### TEAM INFO:

Team Colors	Blue, Green, Silver and Black
Home Court	Target Center (19,356)

### BUCKS VS. TIMBERWOLVES SERIES INFO:

Current Streak	Lost 2 ... 11/30/12 - 04/03/13
Current Home Streak	Lost 1 ... 04/03/13
Current Road Streak	Lost 2 ... 10/29/10 - 11/30/12

Largest Winning Margin	33 - at Milwaukee, 01/23/10 (127-94)
Largest Losing Margin	27 - at Minnesota, 03/19/00 (82-109)

Last Home Win	12/27/11 (98-95)
Last Road Win	11/06/09 (87-72)
Last Home Loss	04/03/13 (98-107)
Last Road Loss	11/30/12 (85-95)



# NEW ORLEANS PELICANS

5800 Airline Drive  
Metairie, LA 70003  
(504) 593-4700  
Pelicans.com

2013-14 MATCHUPS			
Date	Location	Time (CT)	Final
02/12/14	Milwaukee	7:00 p.m.	_____
03/07/14	New Orleans	7:00 p.m.	_____

## DIRECTORY

Owner/Chairman of the Board .....Tom Benson  
 Owner/Vice Chairman of the Board .....Rita Benson LeBlanc  
 President .....Dennis Lauscha  
 Executive Vice President .....Mickey Loomis  
 General Manager .....Dell Demps  
 Head Coach .....Monty Williams  
 Assistant Coaches .....Randy Ayers, Dave Hanners, Bryan Gates, Fred Vinson, Kevin Hanson  
 Head Athletic Trainer .....Jon Ishop  
 Sr. VP of Communications/Broadcasting .....Greg Bensel  
 Executive Director of Communications .....Harold Kaufman  
 Director of Basketball Communications .....Matt Ryan



Head Coach  
MONTY WILLIAMS

## BUCKS vs. PELICANS

Season	Home	Road	Total
1988-89	2-0	2-0	4-0
1889-90	1-0	1-0	2-0
1990-91	1-1	2-1	3-2
1991-92	2-1	1-1	3-2
1992-93	1-1	0-2	1-3
1993-94	1-1	1-2	2-3
1994-95	1-2	0-2	1-4
1995-96	0-2	1-1	1-3
1996-97	1-1	1-1	2-2
1997-98	1-1	0-2	1-3
1998-99	0-2	2-0	2-2
1999-00	1-1	0-2	1-3
2000-01	0-2	1-1	1-3
2001-02	1-1	1-1	2-2
2002-03	1-1	1-1	2-2
2003-04	1-1	0-2	1-3
2004-05	1-0	0-1	1-1
2005-06	1-0	0-1	1-1
2006-07	0-1	0-1	0-2
2007-08	0-1	0-1	0-2
2008-09	0-1	0-1	0-2
2009-10	1-0	0-1	1-1
2010-11	0-1	0-1	0-2
2011-12	0-1	0-0	0-1
2012-13	1-0	0-1	1-1
<b>TOTALS</b>	<b>19-23</b> (.452)	<b>14-27</b> (.341)	<b>33-50</b> (.398)

## PELICANS INFO

### 2012-13 SEASON:

Regular Season 27-55 (5th, Southwest Division)  
 Playoffs Did Not Qualify

### 2012-13 BUCKS vs. PELICANS:

Date	Location	Result	Final
11/17/12	Milwaukee	W	117-113
12/03/12	New Orleans	L	81-102

### HISTORY:

All-Time NBA Record 961-1,041 (.480)  
 NBA Titles None

### TIMELINE:

Founded in 1988-89 Charlotte Hornets  
 2002-03 New Orleans Hornets  
 2005-06 New Orleans/Oklahoma City Hornets  
 2007-08 New Orleans Hornets  
 2013-14 New Orleans Pelicans

### TEAM INFO:

Team Colors Pelicans Navy, Red and Gold  
 Home Court New Orleans Arena (17,188)

### BUCKS vs. PELICANS SERIES INFO:

Current Streak Lost 1 ... 12/03/12  
 Current Home Streak Won 1 ... 11/17/12  
 Current Road Streak Lost 10 ... 03/19/03 - 12/03/12

Largest Winning Margin 50 - at Milwaukee, 01/10/00 (137-87)  
 Largest Losing Margin 23 - at Charlotte, 02/18/96 (99-122)

Last Home Win 11/17/12 (117-113)  
 Last Road Win 01/27/03 (108-93)  
 Last Home Loss 02/15/12 (89-92)  
 Last Road Loss 12/03/12 (81-102)

GENERAL  
OFFICE

FRONT  
OFFICE

PLAYERS

2012-13  
SEASON

STATS &  
RECORDS

HISTORY

NBA

OPPONENTS

MEDIA

# NEW YORK KNICKS

Madison Square Garden  
Two Pennsylvania Plaza  
New York, NY 10121  
(212) 465-6471  
NYKnicks.com

## 2013-14 MATCHUPS

Date	Location	Time (CT)	Final
10/30/13	New York	6:30 p.m.	_____
12/18/13	Milwaukee	7:00 p.m.	_____
02/03/14	Milwaukee	7:00 p.m.	_____
03/15/14	New York	11:00 a.m.	_____

## DIRECTORY

Executive Chairman, The Madison Square Garden Company ..... James L. Dolan  
Executive Vice President & General Manager ..... Glen Grunwald  
Head Coach ..... Mike Woodson  
Assistant Coaches ..... Jim Todd, Darrell Walker, Herb Williams  
Head Athletic Trainer ..... Roger Hinds  
Vice President, Public Relations ..... Jonathan Supranowitz  
Manager, Media Relations ..... Gregg Schwartz



Head Coach  
MIKE WOODSON

## BUCKS vs. KNICKS

Season	Home	Road	Total
1968-69	0-3	0-3	0-6
1969-70	1-2	1-2	2-4
1970-71	1-1	0-3	1-4
1971-72	2-1	0-2	2-3
1972-73	2-0	0-2	2-2
1973-74	2-0	0-2	2-2
1974-75	2-0	1-1	3-1
1975-76	0-2	2-0	2-2
1976-77	1-1	0-2	1-3
1977-78	2-0	1-1	3-1
1978-79	1-1	0-2	1-3
1979-80	1-0	0-1	1-1
1980-81	2-1	1-2	3-3
1981-82	2-1	1-2	3-3
1982-83	2-1	2-1	4-2
1983-84	2-0	2-1	4-1
1984-85	3-0	2-0	5-0
1985-86	3-0	3-0	6-0
1986-87	2-1	2-1	4-2
1987-88	2-1	1-2	3-3
1988-89	1-1	0-2	1-3
1989-90	1-1	1-1	2-2
1990-91	2-0	2-0	4-0
1991-92	1-1	0-2	1-3
1992-93	1-1	0-2	1-3
1993-94	0-2	0-2	0-4
1994-95	0-2	2-0	2-2
1995-96	0-2	2-0	2-2
1996-97	1-0	0-2	1-2
1997-98	2-0	1-1	3-1
1998-99	1-1	1-0	2-1
1999-00	0-2	0-2	0-4
2000-01	1-1	0-1	1-2
2001-02	0-2	1-1	1-3
2002-03	2-0	1-1	3-1
2003-04	1-1	1-1	2-2
2004-05	1-0	1-1	2-1
2005-06	1-1	2-0	3-1
2006-07	1-1	0-2	1-3
2007-08	1-1	0-1	1-2
2008-09	1-1	2-0	3-1
2009-10	1-0	2-0	3-0
2010-11	2-0	1-1	3-1
2011-12	1-1	1-1	2-2
2012-13	0-1	0-2	0-3
<b>TOTALS</b>	<b>56-39</b> (.589)	<b>40-56</b> (.417)	<b>96-95</b> (.503)

## KNICKS INFO

### 2012-13 SEASON:

Regular Season 54-28 (1st, Atlantic Division)  
Playoffs Beat Boston (4-2)  
Lost to Indiana (2-4)

### 2012-13 BUCKS vs. KNICKS:

Date	Location	Result	Final
11/28/12	Milwaukee	L	88-102
02/01/13	New York	L	86-96
04/05/13	New York	L	83-101

### HISTORY:

All-Time NBA Record 2,615-2,614 (.500)  
NBA Titles 2 (1970, 1973)

### TIMELINE:

Founded in 1946-47 New York Knicks

### TEAM INFO:

Team Colors Orange, Blue and White  
Home Court Madison Square Garden (19,763)

### BUCKS vs. KNICKS SERIES INFO:

Current Streak Lost 5 ... 03/26/12 - 04/05/13  
Current Home Streak Lost 2 ... 04/11/12 - 11/28/12  
Current Road Streak Lost 3 ... 03/26/12 - 04/05/13  
Largest Winning Margin 43 - at Milwaukee, 03/24/72 (131-88)  
Largest Losing Margin 40 - at Milwaukee, 04/22/94 (85-125)  
Last Home Win 03/09/12 (119-114)  
Last Road Win 01/20/12 (100-86)  
Last Home Loss 11/28/12 (88-102)  
Last Road Loss 04/05/13 (83-101)

# OKLAHOMA CITY THUNDER

Leadership Square  
211 N. Robinson, Suite 300  
Oklahoma City, OK 73102  
(405) 208-4800  
Thunder.NBA.com

2013-14 MATCHUPS			
Date	Location	Time (CT)	Final
11/16/13	Milwaukee	7:30 p.m.	_____
01/11/14	Oklahoma City	7:00 p.m.	_____

## DIRECTORY

Chairman ..... Clayton I. Bennett  
 Executive Vice President and General Manager ..... Sam Presti  
 Assistant General Manager/Vice President ..... Troy Weaver  
 Assistant General Manager/Legal and Administration ..... Michael Winger  
 Head Coach ..... Scott Brooks  
 Assistant Coaches ..... Mark Bryant, Rex Kalamian, Brian Keefe,  
 ..... Robert Pack, Mike Terpstra  
 Head Athletic Trainer ..... Joe Sharpe  
 Director of Basketball Communications ..... Matt Tumbleson  
 Manager of Basketball Communications ..... Michael Ravina  
 Manager of Basketball Communications ..... John Read



Head Coach  
SCOTT BROOKS

## BUCKS vs. THUNDER

Season	Home	Road	Total
1968-69	3-1	0-4	3-5
1969-70	3-0	2-1	5-1
1970-71	3-0	2-1	5-1
1971-72	3-0	3-0	6-0
1972-73	3-0	2-1	5-1
1973-74	3-0	1-2	4-2
1974-75	1-1	0-2	1-3
1975-76	1-1	1-2	2-3
1976-77	1-1	0-2	1-3
1977-78	1-1	0-2	1-3
1978-79	2-0	0-2	2-2
1979-80	1-2	1-2	2-4
1980-81	1-0	1-0	2-0
1981-82	0-1	0-1	0-2
1982-83	0-1	0-1	0-2
1983-84	1-0	0-1	1-1
1984-85	1-0	1-0	2-0
1985-86	1-0	1-0	2-0
1986-87	1-0	1-0	2-0
1987-88	1-0	0-1	1-1
1988-89	1-0	0-1	1-1
1989-90	1-0	1-0	2-0
1990-91	1-0	0-1	1-1
1991-92	1-0	0-1	1-1
1992-93	0-1	0-1	0-2
1993-94	0-1	0-1	0-2
1994-95	0-1	0-1	0-2
1995-96	0-1	0-1	0-2
1996-97	1-0	0-1	1-1
1997-98	1-0	0-1	1-1
1998-99	1-0	0-0	1-0
1999-00	0-1	1-0	1-1
2000-01	0-1	0-1	0-2
2001-02	0-1	0-1	0-2
2002-03	1-0	0-1	1-1
2003-04	0-1	0-1	0-2
2004-05	1-0	0-1	1-1
2005-06	1-0	0-1	1-1
2006-07	1-0	0-1	1-1
2007-08	1-0	0-1	1-1
2008-09	1-0	1-0	2-0
2009-10	1-0	0-1	1-1
2010-11	0-1	1-0	1-1
2011-12	0-1	0-0	0-1
2012-13	0-1	1-0	1-1
<b>TOTALS</b>	<b>45-20</b> (.692)	<b>21-43</b> (.328)	<b>66-63</b> (.512)

## THUNDER INFO

### 2012-13 SEASON:

Regular Season 60-22 (1st, Northwest Division)  
 Playoffs Beat Houston (4-2)  
 Lost to Memphis (1-4)

### 2012-13 BUCKS vs. THUNDER:

Date	Location	Result	Final
03/30/13	Milwaukee	L	99-109
04/17/13	Oklahoma City	W	95-89

### HISTORY:

All-Time NBA Record 1,980-1,744 (.532)  
 NBA Titles 1 (1979)

### TIMELINE:

Founded in 1967-68 Seattle SuperSonics  
 2008-09 Oklahoma City Thunder

### TEAM INFO:

Team Colors Blue, Red, Yellow and Dark Blue  
 Home Court Chesapeake Energy Arena (18,203)

### BUCKS vs. THUNDER - SERIES INFO:

Current Streak Won 1 ... 04/17/13  
 Current Home Streak Lost 3 ... 11/20/10 - 03/30/13  
 Current Road Streak Won 2 ... 04/13/11 - 04/17/13

Largest Winning Margin 44 - at Milwaukee, 12/19/72 (121-77)  
 Largest Losing Margin 31 - at Seattle, 01/22/91 (101-132)

Last Home Win 01/02/10 (103-97, OT)  
 Last Road Win 04/17/13 (95-89)  
 Last Home Loss 03/30/13 (99-109)  
 Last Road Loss 11/27/09 (90-108)

GENERAL OFFICE

FRONT OFFICE

PLAYERS

2012-13 SEASON

STATS & RECORDS

HISTORY

NBA

OPPONENTS

MEDIA

# ORLANDO MAGIC

8701 Maitland Summit Blvd.  
Orlando, FL 32810  
(407) 916-2400  
OrlandoMagic.com

2013-14 MATCHUPS			
Date	Location	Time (CT)	Final
11/13/13	Orlando	6:00 p.m.	_____
01/31/14	Orlando	6:00 p.m.	_____
02/18/14	Milwaukee	7:00 p.m.	_____
03/10/14	Milwaukee	7:00 p.m.	_____

## DIRECTORY

Senior Chairman	.....	Rich DeVos
Chairman	.....	Dan DeVos
Chief Executive Officer	.....	Alex Martins
General Manager	.....	Rob Hennigan
VP/Assistant General Manager	.....	Scott Perry
Assistant General Manager	.....	Matt Lloyd
Head Coach	.....	Jacque Vaughn
Assistant Coaches	.....	James Borrego, Wes Unseld Jr., Brett Gunning
Assistant Coaches/Player Development	.....	Laron Profit, Luke Stuckey
Athletic Trainer	.....	Keon Weise
Assistant Director of Team Operations	.....	Rodney Powell
Sr. Vice President of Communications	.....	Joel Glass
Director of Communications	.....	George Galante
Assistant Director of Communications	.....	Trish Wingerson
Communications Manager	.....	Melaine Curtzinger



Head Coach  
JACQUE VAUGHN

## BUCKS vs. MAGIC

Season	Home	Road	Total
1989-90	3-0	2-0	5-0
1990-91	1-0	1-0	2-0
1991-92	2-0	1-1	3-1
1992-93	2-0	0-2	2-2
1993-94	0-2	1-1	1-3
1994-95	0-2	0-2	0-4
1995-96	1-1	0-2	1-3
1996-97	1-1	1-1	2-2
1997-98	1-0	1-1	2-1
1998-99	1-0	0-2	1-2
1999-00	2-0	2-0	4-0
2000-01	2-0	2-0	4-0
2001-02	2-0	0-1	2-1
2002-03	1-1	1-1	2-2
2003-04	2-0	1-1	3-1
2004-05	1-0	1-1	2-1
2005-06	2-0	0-2	2-2
2006-07	1-1	0-2	1-3
2007-08	1-1	0-1	1-2
2008-09	1-1	0-2	1-3
2009-10	0-1	0-2	0-3
2010-11	1-1	0-2	1-3
2011-12	0-2	0-2	0-4
2012-13	2-0	0-1	2-1
<b>TOTALS</b>	<b>30-14</b> (.682)	<b>14-30</b> (.318)	<b>44-44</b> (.500)

## MAGIC INFO

### 2012-13 SEASON:

Regular Season	20-62 (5th, Southeast Division)
Playoffs	Did Not Qualify

### 2012-13 BUCKS vs. MAGIC:

Date	Location	Result	Final
02/02/13	Milwaukee	W	107-98
03/17/13	Milwaukee	W	115-109
04/10/13	Orlando	L	103-113 (OT)

### HISTORY:

All-Time NBA Record	979-941 (.510)
NBA Titles	None

### TIMELINE:

Founded in 1989-90	Orlando Magic
--------------------	---------------

### TEAM INFO:

Team Colors	Blue, Silver and Black
Home Court	Amway Center (18,846)

### BUCKS vs. MAGIC SERIES INFO:

Current Streak	Lost 1 ... 04/10/13
Current Home Streak	Won 2 ... 02/02/13 - 03/17/13
Current Road Streak	Lost 14 ... 12/26/05 - 04/10/13

Largest Winning Margin	34 - at Milwaukee, 11/04/97 (110-76)
Largest Losing Margin	48 - at Milwaukee, 02/20/95 (104-152)

Last Home Win	03/17/13 (115-109)
Last Road Win	12/29/04 (111-105)
Last Home Loss	02/20/12 (90-93)
Last Road Loss	04/10/13 (103-113, OT)

# PHILADELPHIA 76ERS

3601 S. Broad St.  
Philadelphia, PA 19148  
(215) 339-7666  
Sixers.com

## DIRECTORY

Managing Owner	Josh Harris
Co-Managing Owner	David Blitzer
Chief Executive Officer	Scott O'Neil
President of Basketball Operations & General Manager	Sam Hinkie
Head Coach	Brett Brown
Assistant Coaches	TBA
Head Athletic Trainer	Kevin Johnson
Director of Public Relations	Michael Preston
Public Relations Coordinator	Sean McCloskey
Public Relations Coordinator	Rebecca Timms



Head Coach  
BRETT BROWN

## BUCKS vs. SIXERS

Season	Home	Road	Total
1968-69	0-3	0-3	0-6
1969-70	1-2	4-0	5-2
1970-71	3-0	1-1	4-1
1971-72	1-1	3-0	4-1
1972-73	2-0	1-1	3-1
1973-74	2-0	2-0	4-0
1974-75	2-0	1-1	3-1
1975-76	1-1	1-1	2-2
1976-77	1-1	0-1	1-2
1977-78	1-0	0-2	1-2
1978-79	2-0	0-2	2-2
1979-80	0-1	0-1	0-2
1980-81	2-1	1-1	3-2
1981-82	3-0	1-2	4-2
1982-83	1-2	0-3	1-5
1983-84	1-2	1-2	2-4
1984-85	1-2	2-1	3-3
1985-86	2-0	2-1	4-1
1986-87	2-1	0-2	2-3
1987-88	2-1	0-3	2-4
1988-89	2-0	1-1	3-1
1989-90	0-2	1-1	1-3
1990-91	1-1	1-1	2-2
1991-92	2-0	1-1	3-1
1992-93	1-1	1-1	2-2
1993-94	1-1	0-2	1-3
1994-95	1-1	2-0	3-1
1995-96	0-1	2-0	2-1
1996-97	1-1	2-0	3-1
1997-98	1-1	1-1	2-2
1998-99	0-1	1-1	1-2
1999-00	0-2	0-1	0-3
2000-01	1-1	1-1	2-2
2001-02	0-2	1-1	1-3
2002-03	1-1	1-1	2-2
2003-04	1-0	1-1	2-1
2004-05	0-2	0-2	0-4
2005-06	1-1	2-0	3-1
2006-07	2-0	0-1	2-1
2007-08	0-2	1-1	1-3
2008-09	0-1	0-2	0-3
2009-10	1-1	1-1	2-2
2010-11	2-0	0-2	2-2
2011-12	1-1	0-1	1-2
2012-13	2-0	1-1	3-1
<b>TOTALS</b>	<b>52-42</b> (.553)	<b>42-53</b> (.442)	<b>94-95</b> (.497)

### 2013-14 MATCHUPS

Date	Location	Time (CT)	Final
11/22/13	Philadelphia	6:00 p.m.	_____
12/21/13	Milwaukee	7:30 p.m.	_____
02/24/14	Philadelphia	6:00 p.m.	_____

## SIXERS INFO

### 2012-13 SEASON:

Regular Season	34-48 (4th, Atlantic Division)
Playoffs	Did Not Qualify

### 2012-13 BUCKS VS. SIXERS:

Date	Location	Result	Final
11/12/12	Philadelphia	W	105-96
01/22/13	Milwaukee	W	110-102
02/13/13	Milwaukee	W	94-92
03/27/13	Philadelphia	L	92-100

### HISTORY:

All-Time NBA Record	2,679-2,379 (.530)
NBA Titles	3 (1955, 1967, 1983)

### TIMELINE:

Founded in 1949-50	Syracuse Nationals
1963-64	Philadelphia 76ers

### TEAM INFO:

Team Colors	Red, White, Blue
Home Court	Wells Fargo Center (20,328)

### BUCKS VS. SIXERS SERIES INFO:

Current Streak	Lost 1 ... 03/27/13
Current Home Streak	Won 2 ... 01/22/13 - 02/13/13
Current Road Streak	Lost 1 ... 03/27/13
Largest Winning Margin	33 - at Milwaukee, 04/15/87 (128-95)
Largest Losing Margin	44 - at Philadelphia, 11/16/88 (92-136)
Last Home Win	02/13/13 (94-92)
Last Road Win	11/12/12 (105-96)
Last Home Loss	04/25/12 (85-90)
Last Road Loss	03/27/13 (92-100)

GENERAL  
OFFICE

FRONT  
OFFICE

PLAYERS  
OFFICE

2012-13  
SEASON

STATS &  
RECORDS

HISTORY

NBA

OPPONENTS

MEDIA

**2013-14 MATCHUPS**

Date	Location	Time (CT)	Final
01/04/14	Phoenix	8:00 p.m.	_____
01/29/14	Milwaukee	7:00 p.m.	_____

**DIRECTORY**

Managing Partner ..... Robert Sarver  
 Vice Chairmen ..... Andrew Kohlberg, Jahm Najafi, Sam Garvin  
 President of Basketball Operations ..... Lon Babby  
 General Manager ..... Ryan McDonough  
 President of Business Operations ..... Jason Rowley  
 Head Coach ..... Jeff Hornacek  
 Assistant Coaches ..... Jerry Sichting, Mike Longabardi, Kenny Gattison, Mark West  
 Vice President of Athletic Care/Head Athletic Trainer ..... Aaron Nelson  
 Vice President, Basketball Communications ..... Julie Fie  
 Managers, Basketball Communications ..... DC Headley, Cole Mickelson  
 Assistant to VP of Basketball Communications ..... Lori Cook



Head Coach  
**JEFF HORNAECK**

**BUCKS vs. SUNS**

Season	Home	Road	Total
1968-69	4-0	2-2	6-2
1969-70	3-0	3-0	6-0
1970-71	2-1	2-1	4-2
1971-72	2-1	2-1	4-2
1972-73	2-1	3-0	5-1
1973-74	3-0	2-1	5-1
1974-75	1-1	1-1	2-2
1975-76	1-1	2-1	3-2
1976-77	1-1	0-2	1-3
1977-78	1-1	0-2	1-3
1978-79	2-0	0-2	2-2
1979-80	2-1	2-1	4-2
1980-81	1-0	0-1	1-1
1981-82	1-0	0-1	1-1
1982-83	1-0	0-1	1-1
1983-84	1-0	1-0	2-0
1984-85	1-0	0-1	1-1
1985-86	0-1	1-0	1-1
1986-87	1-0	1-0	2-0
1987-88	1-0	0-1	1-1
1988-89	1-0	0-1	1-1
1989-90	1-0	0-1	1-1
1990-91	1-0	0-1	1-1
1991-92	0-1	0-1	0-2
1992-93	0-1	0-1	0-2
1993-94	0-1	0-1	0-2
1994-95	0-1	0-1	0-2
1995-96	0-1	0-1	0-2
1996-97	1-0	0-1	1-1
1997-98	0-1	0-1	0-2
1998-99	0-1	0-0	0-1
1999-00	1-0	0-1	1-1
2000-01	0-1	0-1	0-2
2001-02	0-1	0-1	0-2
2002-03	0-1	0-1	0-2
2003-04	1-0	0-1	1-1
2004-05	0-1	0-1	0-2
2005-06	1-0	0-1	1-1
2006-07	0-1	0-1	0-2
2007-08	0-1	0-1	0-2
2008-09	0-1	0-1	0-2
2009-10	1-0	0-1	1-1
2010-11	0-1	0-1	0-2
2011-12	0-1	0-1	0-2
2012-13	1-0	1-0	2-0
<b>TOTALS</b>	<b>40-25</b>	<b>23-42</b>	<b>63-67</b>
	(.615)	(.354)	(.485)

**SUNS INFO**

**2012-13 SEASON:**

Regular Season 25-57 (5th, Pacific Division)  
 Playoffs Did Not Qualify

**2012-13 BUCKS VS. SUNS:**

Date	Location	Result	Final
01/08/13	Milwaukee	W	108-99
01/17/13	Phoenix	W	98-94

**HISTORY:**

All-Time NBA Record 2,012-1,630 (.552)  
 NBA Titles None

**TIMELINE:**

Founded in 1968-69 Phoenix Suns

**TEAM INFO:**

Team Colors Purple, Orange, Gray, Black, Yellow  
 Home Court US Airways Center (18,422)

**BUCKS VS. SUNS - SERIES INFO:**

Current Streak Won 2 ... 01/08/13 - 01/17/13  
 Current Home Streak Won 1 ... 01/08/13  
 Current Road Streak Won 1 ... 01/17/13  
 Largest Winning Margin 31 - at Milwaukee, 03/12/73 (126-95)  
 Largest Losing Margin 28 - at Phoenix, 03/28/92 (104-132)  
 Last Home Win 01/08/13 (108-99)  
 Last Road Win 01/17/13 (98-94)  
 Last Home Loss 02/07/12 (105-107)  
 Last Road Loss 01/08/12 (93-109)

# PORTLAND TRAIL BLAZERS

One Center Court, Suite 200  
Portland, OR 97227  
(503) 234-9291  
TrailBlazers.com

## 2013-14 MATCHUPS

Date	Location	Time (CT)	Final
11/20/13	Milwaukee	7:00 p.m.	_____
03/18/14	Portland	9:00 p.m.	_____

## DIRECTORY

Owner ..... Paul Allen  
 President & CEO ..... Chris McGowan  
 General Manager ..... Neil Olshey  
 Head Coach ..... Terry Stotts  
 Assistant Coaches ..... Jay Triano, David Vanterpool, Nate Tibbetts,  
 ..... Kim Hughes, Dale Osbourne  
 Director of Player Health and Performance ..... Chris Stackpole  
 Head Athletic Trainer ..... Geoff Clark  
 Assistant General Managers ..... Bill Branch, Steve Rosenberry  
 Vice President of Sports Communications ..... Jim Taylor  
 Sports Communications Director ..... Collin Romer



Head Coach  
TERRY STOTTS

## BUCKS vs. BLAZERS

Season	Home	Road	Total
1970-71	2-0	1-1	3-1
1971-72	3-0	3-0	6-0
1972-73	3-0	2-1	5-1
1973-74	3-0	3-0	6-0
1974-75	2-0	0-2	2-2
1975-76	2-1	0-2	2-3
1976-77	2-0	0-2	2-2
1977-78	1-1	0-2	1-3
1978-79	1-1	1-1	2-2
1979-80	3-0	2-1	5-1
1980-81	1-0	1-0	2-0
1981-82	1-0	1-0	2-0
1982-83	1-0	1-0	2-0
1983-84	1-0	0-1	1-1
1984-85	1-0	1-0	2-0
1985-86	1-0	1-0	2-0
1986-87	0-1	0-1	0-2
1987-88	1-0	0-1	1-1
1988-89	1-0	1-0	2-0
1989-90	1-0	0-1	1-1
1990-91	1-0	0-1	1-1
1991-92	0-1	0-1	0-2
1992-93	0-1	0-1	0-2
1993-94	1-0	0-1	1-1
1994-95	0-1	0-1	0-2
1995-96	1-0	1-0	2-0
1996-97	0-1	0-1	0-2
1997-98	1-0	1-0	2-0
1998-99	0-0	0-0	0-0
1999-00	0-1	0-1	0-2
2000-01	0-1	0-1	0-2
2001-02	0-1	0-1	0-2
2002-03	1-0	1-0	2-0
2003-04	0-1	1-0	1-1
2004-05	0-1	0-1	0-2
2005-06	1-0	1-0	2-0
2006-07	1-0	0-1	1-1
2007-08	0-1	0-1	0-2
2008-09	0-1	0-1	0-2
2009-10	1-0	0-1	1-1
2010-11	0-1	0-1	0-2
2011-12	1-0	1-0	2-0
2012-13	1-0	1-0	2-0
<b>TOTALS</b>	<b>41-16</b> (.719)	<b>25-31</b> (.446)	<b>66-47</b> (.584)

## BLAZERS INFO

### 2012-13 SEASON:

Regular Season 33-49 (4th, Northwest Division)  
 Playoffs Did Not Qualify

### 2012-13 BUCKS vs. BLAZERS:

Date	Location	Result	Final
01/19/13	Portland	W	110-104
03/19/13	Milwaukee	W	102-95

### HISTORY:

All-Time NBA Record 1,842-1,636 (.530)  
 NBA Titles 1 (1977)

### TIMELINE:

Founded in 1970-71 Portland Trail Blazers

### TEAM INFO:

Team Colors Scarlet, Black and White  
 Home Court Moda Center (19,980)

### BUCKS vs. BLAZERS SERIES INFO:

Current Streak Won 4 ... 03/20/12 - 03/19/13  
 Current Home Streak Won 2 ... 04/07/12 - 03/19/13  
 Current Road Streak Won 2 ... 03/20/12 - 01/19/13

Largest Winning Margin 39 - at Milwaukee, 12/29/71 (123-84)  
 Largest Losing Margin 38 - at Portland, 03/05/78 (88-126)

Last Home Win 03/19/13 (102-95)  
 Last Road Win 01/19/13 (110-104)  
 Last Home Loss 11/02/10 (76-90)  
 Last Road Loss 12/20/10 (80-106)

GENERAL  
INFO

FRONT  
OFFICE

PLAYERS

2012-13  
SEASON

STATS &  
RECORDS

HISTORY

NBA

OPPONENTS

MEDIA

# SACRAMENTO KINGS

One Sports Parkway  
Sacramento, CA 95834  
(916) 928-0000  
Kings.com

## DIRECTORY

Owner and Chairman	.....Vivek Ranadivé
President	.....Chris Granger
General Manager	.....Pete D'Alessandro
Assistant General Manager	.....Mike Bratz
Head Coach	.....Michael Malone
Assistant Coaches	.....Brendan Malone, Corliss Williamson, Chris Jent, Micah Nori
Assistant Coach/Director of Player Development	.....Dee Brown
Assistant Coach/Assistant Director of Player Development	.....Ryan Bowen
Director of Sports Medicine	.....Pete Youngman
Head Athletic Trainer	.....Manry Romero
Vice President, Communications	.....Donna Schwartze
Director, Media Relations	.....Chris Clark
Director, Basketball Information	.....Darryl Arata

2013-14 MATCHUPS			
Date	Location	Time (CT)	Final
03/05/14	Milwaukee	7:00 p.m.	_____
03/23/14	Sacramento	5:00 p.m.	_____



Head Coach  
MICHAEL MALONE

## BUCKS vs. KINGS

Season	Home	Road	Total
1968-69	0-3	1-2	1-5
1969-70	3-1	2-1	5-2
1970-71	3-0	1-1	4-1
1971-72	2-0	3-0	5-0
1972-73	3-0	3-1	6-1
1973-74	4-0	3-0	7-0
1974-75	2-2	1-4	3-6
1975-76	4-0	1-2	5-2
1976-77	2-0	0-2	2-2
1977-78	2-0	2-0	4-0
1978-79	1-1	1-1	2-2
1979-80	2-1	1-2	3-3
1980-81	1-0	0-1	1-1
1981-82	0-1	1-0	1-1
1982-83	1-0	0-1	1-1
1983-84	1-0	1-0	2-0
1984-85	1-0	1-0	2-0
1985-86	1-0	1-0	2-0
1986-87	1-0	1-0	2-0
1987-88	1-0	1-0	2-0
1988-89	1-0	1-0	2-0
1989-90	1-0	0-1	1-1
1990-91	1-0	0-1	1-1
1991-92	0-1	0-1	0-2
1992-93	0-1	1-0	1-1
1993-94	0-1	1-0	1-1
1994-95	1-0	0-1	1-1
1995-96	0-1	0-1	0-2
1996-97	0-1	0-1	0-2
1997-98	1-0	1-0	2-0
1998-99	0-0	0-0	0-0
1999-00	1-0	0-1	1-1
2000-01	1-0	1-0	2-0
2001-02	0-1	0-1	0-2
2002-03	0-1	0-1	0-2
2003-04	0-1	1-0	1-1
2004-05	0-1	0-1	0-2
2005-06	0-1	0-1	0-2
2006-07	1-0	0-1	1-1
2007-08	0-1	0-1	0-2
2008-09	1-0	1-0	2-0
2009-10	0-1	1-0	1-1
2010-11	0-1	1-0	1-1
2011-12	0-0	0-1	0-1
2012-13	1-0	1-0	2-0
<b>TOTALS</b>	<b>45-22</b> (.672)	<b>35-32</b> (.522)	<b>80-54</b> (.597)

## KINGS INFO

### 2012-13 SEASON:

Regular Season	28-54 (4th, Pacific Division)
Playoffs	Did Not Qualify

### 2012-13 BUCKS vs. KINGS:

Date	Location	Result	Final
12/12/12	Milwaukee	W	98-85
03/10/13	Sacramento	W	115-113

### HISTORY:

All-Time NBA Record	2,374-2,749 (.463)
NBA Titles	1 (1951)

### TIMELINE:

Founded in 1948-49	Rochester Royals
1957-58	Cincinnati Royals
1972-73	Kansas City/Omaha Kings
1975-76	Kansas City Kings
1985-86	Sacramento Kings

### TEAM INFO:

Team Colors	Purple, Black and Silver
Home Court	Sleep Train Arena (17,317)

### BUCKS vs. KINGS SERIES INFO:

Current Streak	Won 2 ... 12/12/12 - 03/10/13
Current Home Streak	Won 1 ... 12/12/12
Current Road Streak	Won 1 ... 03/10/13

Largest Winning Margin	58 - at Milwaukee, 12/15/85 (140-82)
Largest Losing Margin	25 - at Milwaukee, 03/20/96 (97-122)
	25 - at Milwaukee, 03/10/02 (73-98)
	25 - at Milwaukee, 01/07/03 (76-101)

Last Home Win	12/12/12 (98-95)
Last Road Win	03/10/13 (115-113)
Last Home Loss	03/23/11 (90-97)
Last Road Loss	01/05/12 (100-103)



# SAN ANTONIO SPURS

One AT&T Center  
San Antonio, TX 78219  
(210) 444-5500  
Spurs.com

## DIRECTORY

Chairman & CEO ..... Peter M. Holt  
 President of Business Operations ..... Rick Pych  
 President of Basketball Operations/Head Coach ..... Gregg Popovich  
 President of Sports Franchises/General Manager ..... R.C. Buford  
 Assistant General Manager ..... Scott Layden  
 Assistant Coaches ..... Jim Boylen, Ime Udoka, Sean Marks,  
 ..... Chip Engelland, Chad Forcier  
 Head Athletic Trainer ..... Will Severing  
 Director of Media Services ..... Tom James  
 Basketball Communications Manager ..... Kris Davis  
 Basketball Communications Coordinator ..... Mitch Heckart



Head Coach  
GREGG POPOVICH

## BUCKS vs. SPURS

Season	Home	Road	Total
1976-77	1-1	2-0	3-1
1977-78	2-0	0-2	2-2
1978-79	1-1	0-2	1-3
1979-80	0-1	0-1	0-2
1980-81	1-0	0-1	1-1
1981-82	1-0	0-1	1-1
1982-83	1-0	1-0	2-0
1983-84	0-1	1-0	1-1
1984-85	1-0	1-0	2-0
1985-86	1-0	1-0	2-0
1986-87	1-0	0-1	1-1
1987-88	1-0	0-1	1-1
1988-89	1-0	0-1	1-1
1989-90	1-0	0-1	1-1
1990-91	0-1	1-0	1-1
1991-92	1-0	0-1	1-1
1992-93	0-1	0-1	0-2
1993-94	0-1	0-1	0-2
1994-95	0-1	0-1	0-2
1995-96	1-0	0-1	1-1
1996-97	1-0	0-1	1-1
1997-98	0-1	0-1	0-2
1998-99	0-0	0-0	0-0
1999-00	1-0	1-0	2-0
2000-01	1-0	1-0	2-0
2001-02	1-0	1-0	2-0
2002-03	0-1	0-1	0-2
2003-04	1-0	0-1	1-1
2004-05	0-1	0-1	0-2
2005-06	1-0	0-1	1-1
2006-07	1-0	1-0	2-0
2007-08	0-1	0-1	0-2
2008-09	1-0	1-0	2-0
2009-10	0-1	0-1	0-2
2010-11	0-1	0-1	0-2
2011-12	1-0	0-0	1-0
2012-13	0-1	0-1	0-2
<b>TOTALS</b>	<b>24-15</b> (.615)	<b>12-26</b> (.316)	<b>36-41</b> (.468)

## SPURS INFO

### 2012-13 SEASON:

Regular Season ..... 58-24 (1st, Southwest Division)  
 Playoffs ..... Beat L.A. Lakers (4-0)  
 ..... Beat Golden State (4-2)  
 ..... Beat Memphis (4-0)  
 ..... Lost to Miami (3-4)

### 2012-13 BUCKS VS. SPURS:

Date	Location	Result	Final
12/05/12	San Antonio	L	99-110
01/02/13	Milwaukee	L	110-117

### HISTORY:

All-Time NBA Record ..... 1,822-1,164 (.610)  
 NBA Titles ..... 4 (1999, 2003, 2005, 2007)

### TIMELINE:

Founded in 1967-68 ..... Dallas Chaparrals  
 1970-71 ..... Texas Chaparrals  
 1971-72 ..... Dallas Chaparrals  
 1973-74 ..... San Antonio Spurs  
 1976-77 ..... Entered the NBA

### TEAM INFO:

Team Colors ..... Silver and Black  
 Home Court ..... AT&T Center (18,581)

### BUCKS VS. SPURS SERIES INFO:

Current Streak ..... Lost 2 ... 12/05/12 - 01/02/13  
 Current Home Streak ..... Lost 1 ... 01/02/13  
 Current Road Streak ..... Lost 3 ... 11/23/09 - 12/05/12

Largest Winning Margin ..... 29 - at Milwaukee, 11/05/85 (126-97)  
 Largest Losing Margin ..... 42 - at San Antonio, 10/14/78 (111-153)

Last Home Win ..... 01/10/12 (106-103)  
 Last Road Win ..... 12/30/08 (100-98)  
 Last Home Loss ..... 01/02/13 (110-117)  
 Last Road Loss ..... 12/05/12 (99-110)

GENERAL  
INFO

FRONT  
OFFICE

PLAYERS

2012-13  
SEASON

STATS &  
RECORDS

HISTORY

NBA

OPPONENTS

MEDIA

# TORONTO RAPTORS

50 Bay St., Suite 500  
 Toronto, Ontario M5J 2L2  
 (416) 815-5600  
 Raptors.com

2013-14 MATCHUPS			
Date	Location	Time (CT)	Final
11/02/13	Milwaukee	7:30 p.m.	_____
01/13/14	Toronto	6:00 p.m.	_____
04/05/14	Milwaukee	7:30 p.m.	_____
04/14/14	Toronto	6:00 p.m.	_____

## DIRECTORY

Chairman of the Board & NBA Governor ..... Lawrence M. Tanenbaum, O.C.  
 President, Chief Executive Officer & Alternate NBA Governor ..... Tim Leiweke  
 President & General Manager, Basketball Operations ..... Masai Ujiri  
 Head Coach ..... Dwane Casey  
 Assistant Coaches ..... Nick Nurse, Bill Bayno, Jesse Mermuys, Tom Sterner  
 Assistant Coach/Player Development ..... Jama Mahlalela  
 Assistant Coach/Director of Sports Science ..... Alex McKechnie  
 Head Athletic Trainer ..... Scott McCullough  
 Director, Media Relations ..... Jim LaBumbard  
 Manager, Media Relations ..... Roven Yau  
 Coordinator, Media Relations ..... Phil Summers



Head Coach  
 DWANE CASEY

## BUCKS vs. RAPTORS

Season	Home	Road	Total
1995-96	1-1	1-1	2-2
1996-97	2-0	1-1	3-1
1997-98	2-0	1-1	3-1
1998-99	2-0	1-1	3-1
1999-00	1-1	1-1	2-2
2000-01	2-0	1-1	3-1
2001-02	2-0	2-0	4-0
2002-03	0-2	2-0	2-2
2003-04	1-1	2-0	3-1
2004-05	0-2	2-0	2-2
2005-06	2-0	0-1	2-1
2006-07	0-2	1-1	1-3
2007-08	1-0	0-2	1-2
2008-09	1-1	1-1	2-2
2009-10	2-0	0-1	2-1
2010-11	2-0	2-0	4-0
2011-12	1-0	2-0	3-0
2012-13	2-0	1-0	3-0
<b>TOTALS</b>	<b>24-10</b> (.706)	<b>21-12</b> (.636)	<b>45-22</b> (.672)

## RAPTORS INFO

### 2012-13 SEASON:

Regular Season 34-48 (5th, Atlantic Division)  
 Playoffs Did Not Qualify

### 2012-13 BUCKS vs. RAPTORS:

Date	Location	Result	Final
01/13/13	Toronto	W	107-96
03/02/13	Milwaukee	W	122-114 (OT)
04/06/13	Milwaukee	W	100-83

### HISTORY:

All-Time NBA Record 581-847 (.407)  
 NBA Titles None

### TIMELINE:

Founded in 1995-96 Toronto Raptors

### TEAM INFO:

Team Colors Red, Black and Silver  
 Home Court Air Canada Centre (19,800)

### BUCKS vs. RAPTORS SERIES INFO:

Current Streak Won 10 ... 01/28/11 - 04/06/13  
 Current Home Streak Won 7 ... 01/05/09 - 04/06/13  
 Current Road Streak Won 5 ... 01/28/11 - 01/13/13

Largest Winning Margin 27 - at Milwaukee, 11/06/07 (112-85)  
 Largest Losing Margin 31 - at Toronto, 01/25/08 (75-106)

Last Home Win 04/06/13 (100-83)  
 Last Road Win 01/13/13 (107-96)  
 Last Home Loss 11/01/08 (87-91)  
 Last Road Loss 01/22/10 (96-101)

# UTAH JAZZ

301 W. South Temple  
Salt Lake City, UT 84101  
(801) 325-2500  
UtahJazz.com

2013-14 MATCHUPS			
Date	Location	Time (CT)	Final
01/02/14	Utah	8:00 p.m.	_____
03/03/14	Milwaukee	7:00 p.m.	_____

## DIRECTORY

Owner ..... Gail Miller (The Utah Jazz is part of the Larry H. Miller Group of Companies)  
 Chief Executive Officer/NBA Governor ..... Greg Miller  
 President ..... Randy Rigby  
 Executive Vice President of Basketball Operations ..... Kevin O'Connor  
 General Manager ..... Dennis Lindsey  
 Assistant General Manager ..... Justin Zanik  
 Head Coach ..... Tyrone Corbin  
 Assistant Coaches ..... Sidney Lowe, Michael Sanders, Brad Jones  
 Assistant Coach/Player Development ..... Mark McKown  
 Head Athletic Trainer ..... Gary Briggs  
 Director, Communications ..... Jonathan Rinehart  
 Senior Manager, Communications ..... Derek Garduno  
 Manager, Communications ..... Hannah Lee



Head Coach  
TYRONE CORBIN

## BUCKS vs. JAZZ

Season	Home	Road	Total
1974-75	2-0	1-1	3-1
1975-76	1-1	1-1	2-2
1976-77	1-0	0-2	1-2
1977-78	1-1	1-0	2-1
1978-79	1-1	2-0	3-1
1979-80	2-1	2-1	4-2
1980-81	1-0	1-0	2-0
1981-82	1-0	1-0	2-0
1982-83	1-0	1-0	2-0
1983-84	1-0	0-1	1-1
1984-85	1-0	1-0	2-0
1985-86	1-0	1-0	2-0
1986-87	0-1	1-0	1-1
1987-88	0-1	1-0	1-1
1988-89	1-0	0-1	1-1
1989-90	0-1	0-1	0-2
1990-91	1-0	0-1	1-1
1991-92	1-0	0-1	1-1
1992-93	0-1	0-1	0-2
1993-94	0-1	0-1	0-2
1994-95	0-1	0-1	0-2
1995-96	0-1	0-1	0-2
1996-97	1-0	0-1	1-1
1997-98	0-1	0-1	0-2
1998-99	0-0	0-0	0-0
1999-00	0-1	1-0	1-1
2000-01	1-0	1-0	2-0
2001-02	1-0	1-0	2-0
2002-03	0-1	0-1	0-2
2003-04	1-0	0-1	1-1
2004-05	1-0	0-1	1-1
2005-06	0-1	0-1	0-2
2006-07	0-1	0-1	0-2
2007-08	0-1	0-1	0-2
2008-09	1-0	0-1	1-1
2009-10	1-0	0-1	1-1
2010-11	0-1	0-1	0-2
2011-12	0-0	0-1	0-1
2012-13	1-0	0-1	1-1
<b>TOTALS</b>	<b>25-18</b> (.581)	<b>17-27</b> (.386)	<b>42-45</b> (.483)

## JAZZ INFO

### 2012-13 SEASON:

Regular Season 43-39 (3rd, Northwest Division)  
 Playoffs Did Not Qualify

### 2012-13 BUCKS vs. JAZZ:

Date	Location	Result	Final
02/06/13	Utah	L	86-100
03/04/13	Milwaukee	W	109-108 (OT)

### HISTORY:

All-Time NBA Record 1,712-1,438 (.543)  
 NBA Titles None

### TIMELINE:

Founded in 1974-75 New Orleans Jazz  
 1979-80 Utah Jazz

### TEAM INFO:

Team Colors Navy, Dark Yellow, Dark Green and Gray  
 Home Court EnergySolutions Arena (19,911)

### BUCKS vs. JAZZ SERIES INFO:

Current Streak Won 1 ... 03/04/13  
 Current Home Streak Won 1 ... 03/04/13  
 Current Road Streak Lost 11 ... 03/28/03 - 02/06/13

Largest Winning Margin 56 - at Milwaukee, 03/14/79 (158-102)  
 Largest Losing Margin 48 - at Utah, 01/27/90 (96-144)

Last Home Win 03/04/13 (109-108, OT)  
 Last Road Win 10/30/01 (119-112, OT)  
 Last Home Loss 12/18/10 (86-95)  
 Last Road Loss 02/06/13 (86-100)

GENERAL  
INFO

FRONT  
OFFICE

PLAYERS

2012-13  
SEASON

STATS &  
RECORDS

HISTORY

NBA

OPPONENTS

MEDIA

# WASHINGTON WIZARDS

Verizon Center  
601 F Street NW  
Washington, D.C. 20004  
(202) 661-5000  
WashingtonWizards.com

## 2013-14 MATCHUPS

Date	Location	Time (CT)	Final
11/27/13	Milwaukee	7:00 p.m.	_____
12/06/13	Washington	6:00 p.m.	_____
03/08/14	Milwaukee	8:00 p.m.	_____
04/12/14	Washington	6:00 p.m.	_____

## DIRECTORY

Majority Owner .....	Ted Leonsis
President .....	Ernie Grunfeld
Vice President of Basketball Administration .....	Tommy Sheppard
Head Coach .....	Randy Wittman
Assistant Coaches .....	Don Newman, Don Zierden, Sam Cassell, Ryan Saunders, Pat Sullivan
Head Athletic Trainer .....	Eric Waters
Senior Director, Communications .....	Scott Hall
Director, Communications .....	Patrick Rees
Director, Corporate Communications .....	Ketsia Colimon
Communications Manager .....	Daren Jenkins



Head Coach  
RANDY WITTMAN

## BUCKS vs. WIZARDS

Season	Home	Road	Total
1968-69	1-2	0-3	1-5
1969-70	2-1	1-2	3-3
1970-71	3-0	1-1	4-1
1971-72	2-0	3-0	5-0
1972-73	1-1	1-1	2-2
1973-74	2-0	1-1	3-1
1974-75	0-2	0-2	0-4
1975-76	1-1	1-1	2-2
1976-77	1-1	0-2	1-3
1977-78	1-1	2-0	3-1
1978-79	0-2	1-1	1-3
1979-80	1-0	0-1	1-1
1980-81	2-0	2-1	4-1
1981-82	2-1	1-1	3-2
1982-83	2-1	1-2	3-3
1983-84	3-0	2-1	5-1
1984-85	2-1	2-1	4-2
1985-86	3-0	1-2	4-2
1986-87	1-1	3-0	4-1
1987-88	3-0	1-1	4-1
1988-89	2-0	2-1	4-1
1989-90	2-0	1-1	3-1
1990-91	2-0	1-1	3-1
1991-92	2-0	1-1	3-1
1992-93	1-1	0-2	1-3
1993-94	1-1	0-2	1-3
1994-95	2-0	1-1	3-1
1995-96	1-1	0-2	1-3
1996-97	0-2	1-1	1-3
1997-98	0-2	1-0	1-2
1998-99	2-0	0-1	2-1
1999-00	2-0	1-1	3-1
2000-01	2-0	1-1	3-1
2001-02	2-0	1-1	3-1
2002-03	1-0	1-1	2-1
2003-04	1-1	2-0	3-1
2004-05	1-1	0-2	1-3
2005-06	1-0	1-1	2-1
2006-07	1-1	0-2	1-3
2007-08	1-1	1-1	2-2
2008-09	2-0	1-0	3-0
2009-10	1-1	1-1	2-2
2010-11	1-0	1-1	2-1
2011-12	2-0	1-1	3-1
2012-13	0-1	1-1	1-2
<b>TOTALS</b>	<b>66-28</b> (.702)	<b>45-51</b> (.469)	<b>111-79</b> (.584)

## WIZARDS INFO

### 2012-13 SEASON:

Regular Season	29-53 (3rd, Southeast Division)
Playoffs	Did Not Qualify

### 2012-13 BUCKS vs. WIZARDS

Date	Location	Result	Final
11/09/12	Washington	W	101-91
02/11/13	Milwaukee	L	90-102
03/13/13	Washington	L	93-106

### HISTORY:

All-Time NBA Record	1,873-2,332 (.445)
NBA Titles	1 (1978)

### TIMELINE:

Founded in 1961-62	Chicago Packers
1962-63	Chicago Zephyrs
1963-64	Baltimore Bullets
1973-74	Capital Bullets
1974-75	Washington Bullets
1997-98	Washington Wizards

### TEAM INFO:

Team Colors	Red, White and Blue
Home Court	Verizon Center (20,278)

### BUCKS vs. WIZARDS SERIES INFO:

Current Streak	Lost 2 ... 02/11/13 - 03/13/13
Current Home Streak	Lost 1 ... 02/11/13
Current Road Streak	Lost 1 ... 03/13/13
Largest Winning Margin	52 - at Milwaukee, 01/10/71 (151-99)
Largest Losing Margin	31 - at Milwaukee, 12/22/97 (79-110)
Last Home Win	02/28/12 (119-118)
Last Road Win	11/09/12 (101-91)
Last Home Loss	02/11/13 (90-102)
Last Road Loss	03/13/13 (93-106)



MILWAUKEE BUCKS **MEDIA**

# MEDIA INFORMATION

## CREDENTIALS

Season and individual game credentials may be requested through the Bucks Public Relations Department.

## PHOTOGRAPHERS

There are a limited number of photo lanes available for television and still photographers. Photo lanes are assigned by the Bucks Public Relations Department. For the safety of players, and in accordance with league rules, remote cameras and tripods are not allowed on the playing floor during the game, and all cameras must have a rubber shade lens cover.

## INTERVIEW REQUESTS

Interview requests may be arranged through the Bucks Public Relations Department.

## MEDIA ENTRANCE

The media entrance is located at Arena Control, the BMO Harris Bradley Center's 24-hour security entrance, which is located on the north side of the building (accessible via 4th Street). Credentials are available two hours prior to game time.

## MEDIA ROOM

The Media Room is located on court level, on the west side of the BMO Harris Bradley Center. Upon entering the BMO Harris Bradley Center through Arena Control, take a right and follow the hallway. The Media Room is equipped with wireless Internet, telephones, outlets, a fax machine, game notes and statistics.

## LOCKER ROOMS

Both locker rooms are located in the southeast portion of the BMO Harris Bradley Center.

**PREGAME:** Locker rooms are available 90 minutes before each game for a 45-minute period.

**POSTGAME:** Locker rooms will open 10 minutes after the conclusion of each game.

## MILWAUKEE MEDIA OUTLETS

### TELEVISION

#### WTM-TV (NBC 4)

720 E. Capitol Drive  
Milwaukee, WI 53212  
(414) 967-5368

Executive Producer - Rick Rietbrock

Talent - Lance Allan, Rod Burks, Jessie Garcia

Producer - Mike Ryan, Chad Jorgenson

#### WITI-TV (FOX 6)

9001 N. Green Bay Road  
Milwaukee, WI 53209  
(414) 586-2181

Sports Director - Tom Pipines

Talent - Tim Van Vooren, Courtney King

Producer - Ashley Cohen

#### WISN-TV (ABC 12)

759 N. 19th St  
Milwaukee, WI 53233  
(414) 937-3337

Sports Director - Dan Needles

Talent - Stephanie Sutton, Trey Daerr

#### WDJT-TV (CBS 58)

809 S. 60th St  
Milwaukee, WI 53214  
(414) 607-8127

Talent - Earl Arms, Kevin Holden

#### Time Warner Cable SportsChannel

1320 N. MLK Drive  
Milwaukee, WI 53212  
(414) 908-4670

Anchor/Host - Dennis Krause

Producer - Tom Kurtz

Sports Reporter - J.P. Cadorin

## SEATING

Seating is assigned in all media sections. Seating charts may be found in the Media Room.

## TELEPHONES

There are a limited number of telephones provided for general use in the Media Room. If you would like to order your own telephone, please contact the Bucks Public Relations Department.

## INTERNET

The Media Room and arena bowl are equipped with wireless internet access. Media who regularly cover the team will be assigned a password at the beginning of the season. Visiting media will receive their password with their media packet. All other media may obtain log-in information by checking with a member of the Bucks Public Relations Department or Jim Hafemann (Press Room Host).

## INTERNATIONAL MEDIA REQUESTS

All international media interested in covering NBA regular season games and the Bucks must first submit a request in writing to the NBA league office. Please do not contact the Milwaukee Bucks individually. All interview and credential requests must be **faxed** to Rachel Walsh (NBA International) at (212) 407-8502.

## GAME NIGHT STAFF

Official Scorer/Stats Crew Chief ..... Bob Wanek  
Timer ..... Mike Goodwin  
24-Second Timer ..... Vince Sciano  
Scoreboard Operator ..... Dan Gruszczynski  
Statisticians ..... Jim Burant, Ted David, Glenn Gussfeldt,  
Mike Falkner, Jay Kaun, David Schmitz, Mike Smith  
Public Address Announcer ..... Eric Jensen  
Press Room Host ..... Jim Hafemann

## PRINT/ONLINE

### Associated Press

111 E. Wisconsin Ave, Suite 1925  
Milwaukee, WI 53203  
(414) 225-3580

Sports Editor - Genaro Armas

### Milwaukee Journal Sentinel (AM)

333 W. State St  
Milwaukee, WI 53201  
(414) 224-2310  
www.jsonline.com

Assistant Managing Editor/Sports - Mike Davis

Beat Writer - Charles Gardner

Columnists - Michael Hunt, Bob Wolfley

### Racine Journal Times (AM)

212 Fourth St  
Racine, WI 53403  
(262) 631-1750  
www.journaltimes.com

Sports Editor - Susan Shemanske

Beat Writer - Gery Woelfel

### Wisconsin State Journal (AM)

1901 Fish Hatchery Road  
Madison, WI 53713  
(608) 252-6170  
www.madison.com

Sports Editor - Greg Sprout

Online Sports Editor - Rob Hernandez

Bucks Reporter/Columnist - Tom Oates

### Appleton Post Crescent (AM)

P.O. Box 59  
Appleton, WI 54912  
(920) 993-1000, x1-230  
www.postcrescent.com

Sports Editor - Ed Berthiaume

Assistant Sports Editor - Jim Olski

### OnMilwaukee.com (Online Daily)

1930 E. North Ave., Second Floor  
Milwaukee, WI 53202  
(414) 272-0557  
www.onmilwaukee.com

Co-Founder/Staff Writer - Jeff Sherman

Sports Editor - Jim Owczarski

Columnist - Dave Begel

### Milwaukee Community Journal (Weekly)

3612 Martin Luther King Drive  
Milwaukee, WI 53212  
(414) 265-5300

## RADIO

### Newsradio 620 WTMJ AM (Radio Flagship)

720 E. Capitol Drive  
Milwaukee, WI 53212  
(414) 967-5310

Director of Network Operations - Carl Moll

Talent - Jeff Falconio, Greg Matzek, Doug Russell

Producer - Justin Garcia

### ESPN Radio (540 AM)

310 W. Wisconsin Ave., Suite 100  
Milwaukee, WI 53203  
(414) 273-3776

Program Director - Lance Davis

Talent - Drew Olson, Steve Hayward, Steve True, Matt Salmon, Mitch Nelles

### WSPS Radio (1250 AM)

11800 W. Grange Avenue  
Hales Corners, WI 53130  
(414) 529-1250

Program Director - Tom Parker

Sports Director - Chuck Freimund

Talent - Mike Wickett, Steve Fifer, Gary Ellerson

Producers - Matt Regashus, Ramie Makhlouf

### Bill Michaels Sports Radio Network (1250 AM)

11800 W. Grange Avenue  
Hales Corners, WI 53130  
(414) 526-0916

Host - Bill Michaels

## BUCKS RADIO FLAGSHIP 620 WTMJ

Radio broadcasts of Milwaukee Bucks home and away games are originated by 620 WTMJ in Milwaukee.

The Bucks Radio Network consists of 16 stations throughout the state of Wisconsin.



GENERAL INFO

FRONT OFFICE

PLAYERS

2012-13 SEASON

STATS & RECORDS

## RADIO AFFILIATES

Station	City	State	Frequency
WSCO AM	Appleton	WI	1570 AM
WBIZ AM	Eau Claire	WI	1400 AM
KFIZ AM	Fond du Lac	WI	1450 AM
WFAW AM	Fort Atkinson	WI	940 AM
WNFL AM	Green Bay	WI	1440 AM
WCLO AM	Janesville	WI	1230 AM
WKTY AM	La Crosse	WI	580 AM
WTSO AM	Madison	WI	1070 AM
WOMT AM	Manitowoc	WI	1240 AM
<b>WTMJ AM</b>	<b>Milwaukee</b>	<b>WI</b>	<b>620 AM</b>
WQPC FM	Prairie du Chien	WI	94.3 FM
WJMC AM	Rice Lake	WI	1240 AM
WOSQ FM	Spencer	WI	92.3 FM
WDUX FM	Waupaca	WI	92.7 FM
WRIG AM	Wausau	WI	1390 AM
WFHR AM	Wisconsin Rapids	WI	1320 AM

Affiliate list is subject to change.

HISTORY

NBA

OPPONENTS

MEDIA

# BUCKS BROADCASTERS



## JIM PASCHKE

BROADCAST DIRECTOR &  
TV PLAY-BY-PLAY ANNOUNCER

Jim Paschke enters his 41st year in the broadcasting industry with the 2013-14 season. Paschke is currently in his 28th season as the television "Voice of the Bucks" and 18th as the team's Broadcast Director.

Paschke works year-round on the telecasts, television projects and other team broadcast ventures, and regularly contributes both video and written content on the Bucks website with his "Paschketball" features. Jim is also a featured speaker in the community, addressing various civic groups and school assemblies throughout the year, and is a long-time supporter of the Cystic Fibrosis Foundation.

A native of Bloomington, Minn., he attended the University of Minnesota and Brown College in Minneapolis. He began his broadcasting career in radio in Knoxville, Iowa, and moved to television in Sioux City, Iowa. Paschke served as sports director at WMTV-TV15 in Madison, Wis., for three years and doubled as an analyst for University of Wisconsin football and basketball games.

He originally came to Milwaukee in 1980 and later served as sports director at WITI-TV6. From 1987-91 and 1995-96, baseball fans enjoyed hearing Jim as the television voice of the Milwaukee Brewers. He has also handled play-by-play duties for Marquette University basketball, Milwaukee Admirals (IHL) hockey and auto races at Wisconsin State Fair Park. Paschke returned to WITI-TV in 1992 to serve as moderator of the station's popular "Talking Sports" program, which earned an Emmy Award in 1993. In 2007 and 2009, Jim handled play-by-play duties for the NCAA Division III Baseball Championships, and in 2011 he called the action for FOX Sports Wisconsin's coverage WIAA State Football Championships.

On Oct. 6, 2007, Jim became a member of the Wisconsin Basketball Coaches Hall of Fame as "a Friend of Basketball," and this October he will be inducted into the National Academy of Television Arts and Sciences prestigious Silver Circle, an honor for outstanding individuals who have devoted 25 years or more to the local television industry. He also serves as an honorary MACC Fund board member, and together with Jon McGlocklin has won three regional Emmy Awards for his work on Bucks broadcasts.

Jim lives in Wauwatosa. His son, Michael, is an avid Bucks fan.



## JON MCGLOCKLIN

TV ANALYST

Known as the "Original Buck," Jon McGlocklin has been associated with the Bucks organization since the inception of the franchise in 1968. The 2013-14 season marks his 38th as analyst for Bucks TV games, and his 28th paired in the broadcast booth with Jim Paschke. The duo are three-time Wisconsin Emmy Award winners for their work on Bucks telecasts.

McGlocklin averaged 19.6 ppg in the Bucks inaugural season of 1968-69 and went on to play eight years in a Milwaukee uniform. His name appears in five categories on the Bucks all-time career leaders list. Named to the 1969 Eastern Division All-Star team, "Jonny Mac" was a starting guard on the Bucks 1971 World Championship team. For his many on-court contributions to the franchise, his number 14 jersey was retired in 1976 and currently hangs from the rafters inside the BMO Harris Bradley Center. McGlocklin began his NBA career in 1965 with Cincinnati where he played two seasons before going to San Diego. An 11-year NBA vet, he sports a career scoring average of 11.6.

A college standout at Indiana University, McGlocklin is a member of the Indiana University Hall of Fame, Indiana prep basketball Hall of Fame and was named one of the 50 Greatest Players in Indiana state history. He was inducted into the Wisconsin Athletic Hall of Fame in October of 1983, and in September of 1998 was inducted into the Wisconsin Basketball Coaches Association (WBCA) Hall of Fame as a "Friend of Basketball."

Following his retirement from basketball in 1976, McGlocklin joined the Bucks front office and, together with former Bucks broadcaster Eddie Doucette, founded the Midwest Athletes Against Childhood Cancer (MACC) Fund. Serving as president, the fund financed construction of the MACC Fund Research Center at the Medical College of Wisconsin and has contributed more than \$42 million to the fight against childhood cancer. In June, 2004, after spending 18 years as a trustee, he was named *trustee emeritus* for the Medical College of Wisconsin. McGlocklin is on the State Board of Directors for the Fellowship of Christian Athletes.

Jon and his wife, Pam, reside in Hartland, along with their son, Shannon, his wife, Colleen, and granddaughters, Kayleigh and Alannah. Their daughter, Meghan, her husband, Matt, and granddaughters, Keegan and Quinn, reside in Delafield.



## TELLY HUGHES

SIDELINE REPORTER

Telly Hughes returns to the hardwood for his fifth season as a sideline reporter after being an in-season addition to the FOX Sports Wisconsin crew in 2008-09. A two-time Emmy Award winner, Hughes also serves as a sideline reporter for FOX Sports Wisconsin's broadcasts of Milwaukee Brewers games.

A native of East St. Louis, Ill., Hughes previously worked with Fox Sports North. He has also worked as a sports anchor/reporter with KPLR-TV in St. Louis, Mo., WHO-TV in Des Moines, Iowa, and WMAZ-TV in Macon, Ga.





## TED DAVIS

RADIO PLAY-BY-PLAY ANNOUNCER

Ted Davis enters his 41st year in broadcasting, with the 2013-14 campaign marking his 17th season as the radio "Voice of the Bucks." He came to Milwaukee following nine seasons calling the action for the Dallas Mavericks. During the 2004-05 campaign, Davis received the Milwaukee Achievement

In Radio (AIR) award as the best play-by-play broadcaster for the second time in his career. He won the award in 1998-99 as well. He also earned the KATIE Award - the most prestigious award in Texas for excellence in writing or broadcast journalism - for his work as play-by-play broadcaster on KLIF-AM for the Dallas Mavericks during the 1996-97 season.

A native of Lubbock, Texas, Davis began his radio career at the age of 17 when he was hired by KDNT in Denton, Texas. He spent 10 years (1978-88) on the sports staff at KVIL in Dallas-Fort Worth, and called Texas Christian University and Texas A&M games for the Southwest Conference radio network from 1982-86. He has also covered the NCAA Men's Basketball Tournament for CBS Radio from 1986-88 and the NCAA Women's Final Four in 1986 and 1987. Davis has also held announcing positions with KLIF-AM and WBAP-AM in Dallas-Fort Worth, the Mutual Broadcasting System and North Texas State University (men's basketball and football).

Ted and his wife, Debbie, also a native Texan, reside in Menomonee Falls.



## DENNIS KRAUSE

RADIO ANALYST

Dennis Krause is in his 18th season as the radio color analyst for Bucks home games. He first joined the Bucks Radio Network in 1995 as the fill-in play-by-play voice.

Krause is a five-time Wisconsin Sportscaster of the Year, most recently for 2012. Dennis is the host of the daily "Roundtable" show and the interview program "The Dennis Krause Show" on Time Warner Cable SportsChannel, based in Milwaukee and seen in 200 communities in Wisconsin.

Krause is a native of Hartford, Wis., and a graduate of the University of Wisconsin-Oshkosh. He worked from 1984-87 at WMBD Radio and TV in Peoria, Ill., and from 1987-2003 at WTMJ-TV in Milwaukee, where he served as sports director and won a Midwest Emmy award.

In addition to his Bucks radio duties, Krause is the host of the pre-game show, "Packers Preview," on the Green Bay Packers Radio Network. Dennis lives in Thiensville with his wife, Julie. They have two children, Melissa and Zac.



## CRAIG COSHUN

TV PRE- AND POST-GAME HOST

Craig Coshun begins his 14th season covering the Bucks as pre-game and post-game host of *Bucks Live*. He also serves as a sideline reporter and, during the summer, he performs the same duties for Milwaukee Brewers telecasts. Coshun and his FOX Sports Wisconsin colleagues have won four Emmy Awards for their Bucks basketball and Brewers baseball coverage.

Coshun is a veteran state sportscaster, beginning with WEAU-TV in Eau Claire in 1988. Since then, he has worked as Madison's WMTV-TV's sports director, while calling University of Wisconsin events and WIAA State High School Football Championships. Coshun spent more than a decade calling college football and basketball games for the ESPN family of networks as well as the Big Ten Network. He has also filled in as the Brewers play-by-play announcer. Coshun resides in Verona with his wife Pam and sons John and Jake. He is a UW-Whitewater grad.



## TONY SMITH

TV PRE- AND POST-GAME ANALYST

Tony Smith begins his fifth season as the pre- and post-game analyst for Bucks games. Prior to joining FOX Sports Wisconsin, Smith worked in the media ranks as a co-host on ESPN Milwaukee radio and color analyst for local high school games on Time Warner Sports.

A native of Milwaukee, Smith played basketball at Wauwatosa East High School and Marquette University before going on to play in the NBA with the L.A. Lakers, Phoenix, Miami, Charlotte, Atlanta and Milwaukee.

GENERAL  
INFO

FRONT  
OFFICE

PLAYERS

2012-13  
SEASON

STATS &  
RECORDS

HISTORY

NBA

OPPONENTS

MEDIA

# 2013-14 TELEVISION SCHEDULE

## OCTOBER

Wed 30 @ New York 6:30 PM FSW

## NOVEMBER

Fri 1 @ Boston 6:30 PM FSW  
 Sat 2 Toronto 7:30 PM FSW  
 Wed 6 Cleveland 7:00 PM FSW  
 Sat 9 Dallas 7:30 PM FSW  
 Tue 12 @ Miami 6:30 PM FSW  
 Wed 13 @ Orlando 6:00 PM FSW  
 Fri 15 @ Indiana 6:00 PM FSW  
 Sat 16 Oklahoma City 7:30 PM FSW  
 Wed 20 Portland 7:00 PM FSW  
 Fri 22 @ Philadelphia 6:00 PM FSW  
 Sat 23 Charlotte 7:30 PM FSW  
 Mon 25 @ Detroit 6:30 PM FSW  
 Wed 27 Washington 7:00 PM FSW  
 Fri 29 @ Charlotte 6:00 PM FSW  
 Sat 30 Boston 8:00 PM

## DECEMBER

Tue 3 @ Boston 6:30 PM FSW  
 Wed 4 Detroit 7:00 PM FSW  
 Fri 6 @ Washington 6:00 PM FSW  
 Sat 7 Brooklyn 7:30 PM FSW  
 Tue 10 @ Chicago 7:00 PM FSW  
 Wed 11 San Antonio 7:00 PM FSW  
 Fri 13 Chicago 7:30 PM FSW  
 Sat 14 @ Dallas 7:30 PM NBATV  
 Wed 18 New York 7:00 PM FSW  
 Fri 20 @ Cleveland 6:30 PM FSW  
 Sat 21 Philadelphia 7:30 PM FSW  
 Mon 23 @ Charlotte 6:00 PM  
 Fri 27 @ Brooklyn 6:30 PM FSW  
 Sat 28 Minnesota 7:30 PM FSW  
 Tue 31 @ L.A. Lakers 9:30 PM FSW

## JANUARY

Thu 2 @ Utah 8:00 PM FSW  
 Sat 4 @ Phoenix 8:00 PM FSW  
 Tue 7 Golden State 7:00 PM FSW  
 Fri 10 Chicago 7:30 PM FSW  
 Sat 11 @ Oklahoma City 7:00 PM FSW  
 Mon 13 @ Toronto 6:00 PM  
 Wed 15 Memphis 7:00 PM FSW  
 Sat 18 @ Houston 7:00 PM FSW  
 Sun 19 @ San Antonio 6:00 PM FSW  
 Wed 22 Detroit 7:00 PM FSW  
 Fri 24 @ Cleveland 6:30 PM FSW  
 Sat 25 Atlanta 7:30 PM FSW  
 Mon 27 L.A. Clippers 7:00 PM FSW  
 Wed 29 Phoenix 7:00 PM FSW  
 Fri 31 @ Orlando 6:00 PM FSW

## FEBRUARY

Sat 1 @ Memphis 7:00 PM FSW  
 Mon 3 New York 7:00 PM FSW  
 Wed 5 @ Denver 8:00 PM FSW  
 Sat 8 Houston 7:30 PM FSW  
 Mon 10 Boston 7:00 PM FSW  
 Wed 12 New Orleans 7:00 PM FSW  
 Tue 18 Orlando 7:00 PM FSW  
 Thu 20 Denver 7:00 PM FSW  
 Sat 22 Indiana 7:30 PM FSW  
 Mon 24 @ Philadelphia 6:00 PM FSW  
 Thu 27 @ Indiana 6:00 PM FSW

## MARCH

Sat 1 Brooklyn 7:30 PM FSW  
 Mon 3 Utah 7:00 PM  
 Wed 5 Sacramento 7:00 PM FSW  
 Fri 7 @ New Orleans 7:00 PM FSW  
 Sat 8 Washington 8:00 PM  
 Mon 10 Orlando 7:00 PM FSW/NBATV  
 Tue 11 @ Minnesota 7:00 PM FSW  
 Thu 13 @ Atlanta 6:30 PM FSW  
 Sat 15 @ New York 11:00 AM FSW  
 Sun 16 Charlotte 12 Noon  
 Tue 18 @ Portland 9:00 PM FSW  
 Thu 20 @ Golden State 9:30 PM FSW  
 Sun 23 @ Sacramento 5:00 PM FSW  
 Mon 24 @ L.A. Clippers 9:30 PM FSW  
 Thu 27 L.A. Lakers 7:00 PM FSW  
 Sat 29 Miami 7:30 PM FSW  
 Mon 31 @ Detroit 6:30 PM FSW

## APRIL

Wed 2 @ Miami 6:30 PM FSW  
 Fri 4 @ Chicago 7:00 PM FSW  
 Sat 5 Toronto 7:30 PM NBATV  
 Wed 9 Indiana 7:00 PM FSW  
 Fri 11 Cleveland 7:30 PM FSW  
 Sat 12 @ Washington 6:00 PM NBATV  
 Mon 14 @ Toronto 6:00 PM FSW  
 Wed 16 Atlanta 7:00 PM FSW/ESPN

All times listed are Milwaukee times

FSW - FOX Sports Wisconsin  
 FSW/NBATV - Fox Sports Wisconsin and NBA TV

FSW Broadcasts - 72  
 ESPN Broadcasts - 1  
 NBATV Broadcasts - 4

# TRAINING CAMP & PRESEASON SCHEDULE

## OCTOBER 2013

SUNDAY	MONDAY	TUESDAY	WEDNESDAY	THURSDAY	FRIDAY	SATURDAY
	30 Media Day Bucks Training Center	1 Training Camp Opens	2	3	4	5
6	7	8 at Cleveland Quicken Loans Arena 6:00 p.m. (CT)	9	10 at Minnesota The Pentagon (Sioux Falls) 7:00 p.m. (CT)	11	12 Charlotte BMO Harris Bradley Center 7:30 p.m. (CT)
13	14	15 at Memphis FedExForum 7:00 p.m. (CT)	16	17	18	19
20	21 at Chicago United Center 7:00 p.m. (CT)	22	23 New York Resch Center (Green Bay) 7:00 p.m. (CT)	24	25 Toronto BMO Harris Bradley Center 7:30 p.m. (CT) <b>MACC FUND GAME</b>	26
27	28	29	30	31		

## ALL-TIME PRESEASON RECORD

1968	5-4	1987	5-3	2006	3-5
1969	5-3	1988	4-4	2007	3-5
1970	10-0	1989	5-2	2008	1-7
1971	8-4	1990	4-3	2009	3-5
1972	6-2	1991	5-2	2010	3-5
1973	6-2	1992	2-6	2011	0-2
1974	5-3	1993	4-3	2012	3-5
1975	1-6	1994	2-6		
1976	0-8	1995	1-7	<b>TOTALS</b>	<b>181-167</b>
1977	3-5	1996	3-4		
1978	6-2	1997	7-0		
1979	5-3	1998	1-1		
1980	7-1	1999	7-1		
1981	4-4	2000	6-2		
1982	5-3	2001	4-4		
1983	3-6	2002	4-3		
1984	4-4	2003	4-4		
1985	5-3	2004	4-4		
1986	2-6	2005	3-5		

GENERAL  
INFO

FRONT  
OFFICE

PLAYERS

2012-13  
SEASON

STATS &  
RECORDS

HISTORY

NBA

OPPONENTS

MEDIA

## IN MEMORY

*During the 2012-13 season, the Milwaukee Bucks family lost several members who contributed to the rich history and tradition of the organization. The Milwaukee Bucks honor their contributions to the franchise and remember their commitment and dedication to Bucks basketball.*

### FLYNN ROBINSON

Flynn Robinson played just two seasons in a Bucks uniform, but made a lasting impact on the young franchise. A draft pick of the Cincinnati Royals, Robinson joined the Bucks midway through the team's inaugural season and went on to lead the first Bucks team in scoring at 20.3 points per game. The following year, Robinson earned his only career All-Star appearances after posting a career-best 21.8 points per game and leading the NBA in free-throw percentage (.898), all while teaming with rookie center Kareem Abdul-Jabbar to lead Milwaukee to the second round of the playoffs in just the franchise's second season of play. Bucks broadcaster Eddie Doucette famously referred to Robinson as the "electric eye" during his time in Milwaukee.

Following the season, Robinson was traded back to the Royals in the deal that brought Oscar Robinson to the Bucks. He went on to play seven seasons in the NBA, and was a member of the 1972 NBA Champion Los Angeles Lakers team that won an NBA-record 33 consecutive games.



### RICK MAJERUS

A giant of a man who loved to talk about basketball and life, Rick Majerus touched the lives of countless people in the Milwaukee basketball community.

A Milwaukee native, Majerus began his coaching career at Marquette, his alma mater, and spent 15 seasons there, first as an assistant coach on Al McGuire's staff and later as the head coach. He also held college coaching positions at Ball State, Utah and St. Louis. Majerus was only affiliated with the Milwaukee Bucks for one season, serving as an assistant coach on Don Nelson's staff during the 1986-87 campaign, but the impact he made through the course of his life on basketball in Milwaukee was immeasurable.



### BOB TAI

A fixture at Bucks games for over 40 years, photographer Bob Tai was as recognizable to ardent Bucks fans as any player or coach. Jim Foley, the original PR man for the Bucks, first invited Tai to photograph Bucks games in 1969, and he quickly became a fixture along the baseline, capturing photos of all the action in the arena both on and off the court.

Tai, who lived in Whitefish Bay for many years, also taught math and photography classes at Marquette and the Milwaukee Area Technical College.



### LARRY REED

Larry Reed, a Milwaukee native and standout basketball player at the University of Wisconsin-Milwaukee, served as both a scout and basketball camp director for the Bucks in the early days of the franchise. Working first under Ray Patterson and later under Wayne Embry, Reed remained loyal to the Bucks organization throughout a career in basketball that also included coaching positions at UWM and the University of Wisconsin.

Reed will be remembered as one of the greatest players in UWM history, finishing his career as the only player in Panther history to record over 1,500 points and rebounds in collegiate play.



Photo courtesy of the Milwaukee Journal Sentinel