






















CAMBRIDGE CAMERA CLUB OPEN 27/02/2020






GRADE	OPEN>TITLE	COMMENTS	Pts	IMAGE
A	A Light Moment	What a great reaction between the model and the photographer. The smile is quite infectious and I could feel myself smiling back. The image appears to me to be a little touristy in nature however, the composition and exposure are good and the traditional wood basket adds to the story.	14	
A	An Emerging Champion	I feel rather sorry for this chap. He looks as if he's totally exhausted from his efforts to become a champion. I would like to have known what the sport was and what the connection was, if any, to the large orange coloured object in the background. The swimmer's body is sharp whilst his face is not so clear. He certainly looks as if he's endured some pressure.	16	
A	Bay Colt	There is much to like in this image of the Bay Colt. The ears being upright suggests that he is alert to his surroundings, The mane blowing in the breeze and, of course the intelligent looking eye. The composition is good and the background is unobtrusive. I think an owner or prospective new owner would be pleased with this image.	16	
A	Bumble	Macro photography is something of an art form in it's own right. And quite a tricky one at that. In this instance the author shows us the head of the bee which is well focused. The depth of field is very shallow and this prevents a clear view of the creature as a whole.	13	
A	Competing Within Safe Limits	In this image, the author has given careful thought and consideration to composition, exposure and perspective. The focal point is pin-sharp and the rider has concentration written all over his face. The depth of field allows the viewer to see the cones and speed restriction sign in such a way as not to impede the focal point.	20	
A	Daisy	The square presentation is complementary to this image. I feel the author is drawing my attention to the shapes, patterns and textures rather than to the Daisy as a flower per se. I feel the colour is a little oversaturated but clearly this is how the author intended us to view it.	15	





GRADE	OPEN>TITLE	COMMENTS	Pts	IMAGE
A	Delicate Light	A simple subject which has been technically well executed to produce a detailed representation of the bulb with it's reflection. I should like to have seen the remainder of the bulb's shadow, as I kept looking for it even 'though I knew it wasn't there. I found that to be a little distracting. I might suggest that lifting the shadows in PP may add more impact overall.	15	
A	Florence Cathedral	Photography is all about capturing light. I think this author has made a fabulous image of a well known cathedral due to the time taken to locate the correct vantage point and selecting a time of day which enabled him/her to control the exposure to good advantage. Composition is good with the focal point being sharp and full of little details.	20	
A	Gannets at Muriwai	Good composition, unobtrusive background, sharp subject. The highlights have been well controlled and retain much of the important feather details. I should like to have seen a little more space on the left and right of the birds but this really is a secondary consideration in the overall concept of the image.	18	
A	Gentle giant	I feel this elephant looks bold and has strength. I feel his persona, as shown, is in conflict with the title. Possibly this is due to the monochrome treatment. The eyes are dark, almost threatening but again this is likely induced by the monochrome treatment. The white border is the brightest part of the image and tends to draw attention away from the animal. I suggest that the white is reduced to a light grey perhaps. The skin texture is very well defined.	15	
A	I Miss You	The low angle adds an interesting perspective to the scene. Rust and general dilapidation show the decline of this now retired beast. Not the best time of day to take the image as the harsh lighting conditions have made the image very contrasty. I suggest you might like to try lifting the shadows in post production.	5	

CAMBRIDGE CAMERA CLUB OPEN 27/02/2020





GRADE	OPEN>TITLE	COMMENTS	Pts	IMAGE
A	Retired	The low angle adds an interesting perspective to the scene. Rust and general dilapidation show the decline of this now retired beast. Not the best time of day to take the image as the harsh lighting conditions have made the image very contrasty. I suggest you might like to try lifting the shadows in post production.	10	
A	Roses	The flowers are neatly arranged and the composition is quite affective. All the buds tend to bend towards the left hand side of the image and the viewer's eye tends to be drawn in that direction. Nevertheless, the open flower remains the focal point and the lighting has brought out the delightful colour of the rose. I should like to have seen a little more space between the bud nearest the left hand edge and the edge of the frame.	13	
A	Ross Burge	I can almost hear the beat pounding away in my ear and the clatter of the symbols as the drumsticks crash down. Ross seems to be totally immersed in his work and enjoying every moment. The rim lighting is effective and the spotlight has caught particles of dust in it's beam. Very authentic and pleased you left them in.	20	
A	Seeds of Life	I believe this to be a composite image which has been well constructed. The seeds appear to drift away from the flower. The lighting on the flower head is a little bright and I suggest the highlights could be toned down in post production. Consider flipping the image on the horizontal axis so that the seeds drift from left to right. This may appear a little more natural as we naturally read in that direction. Overall, a good idea.	15	
A	Silver Birch	The monochrome treatment complements this image and helps to exaggerate the lighter parts of the silver birch trees. I think the composition may have been improved had it been possible to aim the camera slightly more to the right. The effect would be to move the right hand tree further away from that edge and leave the group of three trees on one of the thirds. Leaving a little more space below the second tree from the right would also help. Good exposure.	16	

GRADE	OPEN>TITLE	COMMENTS	Pts	IMAGE
A	The Cheroot Smoker	This image tells a strong story and it reminds me of my visits to Asia. The colours are rich and vibrant. I believe this image would also work extremely well in monochrome. Composition, exposure and depth of field are well executed components of this scene.	18	
A	The Narrows	This is a very pleasant image taken at twilight [the blue hour]. The exposure of the ship and it's environs is just right. There's a little noise [not too distracting] which could be dealt with in post production. I do hope the captain makes a change of course soon! The juxtaposition between the cottage and the ship is very effective. Could this be a result of appropriate lens choice.	17	
A	The Gutter Stewart Island	I very much enjoyed this landscape. There is foreground, middle and distant interest with good leading lines to carry the viewer through the image. I feel a sense of tranquility and yet the rocky shoreline suggest this is not always the case.	18	
B	Above or Below	A good title, which invites the viewer to see the image from both perspectives. Personally, I like the author's choice. It makes viewers engage with the image and question what they see. The tonal range is excellent and contains pure black to pure white with all the grades in between. There is just one little distraction for me and that is the white object which sits just about on the top right hand third. It's shape is different and because it draws attention, I would be inclined to remove it. Well done.	17	
B	Bathtime	A very impressive image! I like the central positioning of the birds. In my view, being higher or lower in the frame would not work so well in this instance. The action is stopped. The reflections are an essential ingredient. Everything is sharp where it needs to be and the foreground and background colours complement the birds.	20	






GRADE	OPEN>TITLE	COMMENTS	Pts	IMAGE
B	Blissfully unaware	This could be regarded as either a family style photo or a Street Image. I'm going with the latter. The happy concentration on the child's face implies that he has no idea what's about to befall him. The child in the background has covered her eyes because she seems afraid to watch. The man with the knife also has a microphone attached. If only we could hear his commentary which I'm guessing would be amusingly sinister. What happened next?	16	
B	Incoming Kereru	Considering the 'difficulty' factor which is endured to make an image such as this, I have to commend the author. Your settings seem to have taken into account the prevailing lighting conditions, the composition and the clear intention of a bird in action. I am a little disappointed that some of the white plumage is over exposed. Had that information been there this image would have attracted a higher mark.	16	
B	Leopard	There is something of a high-key effect in this image and I feel the monochrome treatment suits the presentation very well. The eyes are captivating and I feel the need to be quite and stand very still -just in case! The author has added a fine white border to this image and that really works well when presented against a black background.	18	
B	Port Lonsdale Sunrise	The pleasing colour palette of the sky is a key factor in this image because it sets the mood of the occasion. I find myself irritated by the fact that the aerials on the top of the lighthouse just break the frame. In my opinion, the composition would become stronger if a crop was made from the bottom of the image. That said, the line from the light house, down the steps past the three rock formations to the ship is very pleasing.	16	
B	Under the Pier	The composition is good and the leading lines of the support poles take the viewer to the other end of the bridge. The monochrome presentation is effective, although I might be inclined to go even darker by adjusting the levels or contrast sliders in Post Production. There seems to be evidence of a certain amount of 'burning' between some of the poles. I feel that a little more care or practice would enable a better blend.	14	

GRADE	OPEN>TITLE	COMMENTS	Pts	IMAGE
C	Pod	The colour of the seed pod stands out from the background and immediately becomes the focal point for viewers. The depth of field also helps to confirm that observation. I feel the grass is out of proportion to the focal point and this might be a case where, "less is more". I suggest coping in from both sides but predominantly the right. A good effort.	14	
C	Purakaunui Falls	A beautiful scene! And, in the current heat wave [1st Feb 2020] I would certainly like to take a plunge beneath those falls. The shutter speed is well chosen to provide that lovely silky affect to the water which cannot be seen by the human eye. I think the exposure is a little off as the naturally darker areas are lighter than necessary. There is lovely light breaking through the right hand trees and this could be enhanced to good effect in PP.	15	
C	Venice Gondolier	Even without the title, I just knew this was Venice! What really appeals about this image is the pose taken by the Gondolier which unwittingly seems to reflect the symmetry of the balustrade he's leaning against. Well seen and compositionally, well executed. Whilst there is a fraction of movement in the man's right hand, I think this Street scene is worthy of recognition.	17	
A	Ross Burge	BEST OF THE OPEN	20	







CAMBRIDGE CAMERA CLUB STREET PHOTOGRAPHY 27/02/2020

GRADE	SET>TITLE	COMMENTS	Pts	IMAGE
A	City of Stripes	The title plays an important role for this image. Without it, I may not have connected the dots. [or, in this case, stripes] The author is exploring the relationship between the vertical and horizontal stripes in the clothes people are wearing and the buildings which they observe in the city scape before them. The foreground person dominates and is to my mind somewhat intrusive. I would have looked for another angle if possible. Monochrome treatment is effective.	16	
A	Colourful Minstrels	I recognise the amount of work and effort taken to produce this image, which on first view is appealing. The band members seem to be bobbing 'in-tune' with the beat and they pop out of the image due to the feet and one head being partly placed outside the frame. There are accepted general rules associated with 'Street Photography' which excludes alterations to an image. I believe the image would have scored higher marks in an open category.	14	
A	Concentrating	A simple image which reflects a 'sign of the times'. The reusable coffee cup, mobile phone, style of glasses and those earrings, all add to this story. We know this person is not begging or asking for help. She is just relaxing before returning to work perhaps. The monochrome treatment is effective. I would suggest that you might consider a little bit of spot removal [which is acceptable in this genre] to the white spot near the lady's elbow.	16	
A	Extinction Rebellion	This image is verging on photojournalism, which is a more formal style of photography with serious restrictions about content and post production work. Certainly, this is also Street Photography. It records a day of protest. The flags symbolise the group and the placards tell their story. Possibly choosing a lower perspective to shoot from would have added even more impact the image.	17	






CAMBRIDGE CAMERA CLUB STREET PHOTOGRAPHY 27/02/2020

GRADE	SET>TITLE	COMMENTS	Pts	IMAGE
A	Gold	Very much Street Photography, although I feel the story is a little weak. The title again helps to guide the viewer to the yellow colours. The largest patch of yellow [and the only sharp part of the image] is of the lady on the right who has her back to the camera. Thus we cannot interact with this person as much as we can, say, with the woman who has her arms folded. In my opinion, had that person been in focus the image would have become much stronger.	13	
A	Help Me	This image shows one of the smartest 'beggars' I've ever seen. As captured, the author provokes a debate about the efficacy of the issue. For example, nice watch, well clothed, a good quality bag, manicured nails and smokes a cigarette. The well written sign suggest a degree of intellect. Would you give money to him or her? I am drawn to the shoe and ankle of a passer-by reflected in the mirror. The owner seems to have made a decision to keep walking. For me that ankle is vital to this story telling image.	18	
A	Just Dropping in	Or, 'Local residents come to the aid of ditched balloon' A good photojournalism image telling the story captured by the tile. The inclusion of the street name would be really appreciated by the local newspaper editor. The photographer on the right is already tweeting about the incident. If only the passengers looked as concerned as those helping them it might have added to the drama of the situation.	16	
A	Just Passing Time	The title says it all. This seems to be a touristy type location in a foreign country. Most of the people seem to be gazing in the shop windows, studying the plaque on the memorial or just sitting down to let time pass. The kind of things we do on vacation. I would like to have had a little more room at the top of the statue and including all of the base may have been less directing had that been possible.	15	
A	The City Sleeps	I love the simplicity of this image. We see a very modern minimalistic style of window display. The vertical lines contrast with the wet cobbled effect of the square patterned footpath. The abandoned scooter provides that night time feel. The absence of pedestrians is noted. But the girl in the window remains stoic and not phased by time or weather. Very well composed and presented.	19	





CAMBRIDGE CAMERA CLUB STREET PHOTOGRAPHY 27/02/2020

GRADE	SET>TITLE	COMMENTS	Pts	IMAGE
A	The Madding Crowd	A good choice of shutter speed has lead to the blurred movement which is very appealing in this image. I feel the sense of hustle and bustle of a busy location. The actions of the group on the right provoke debate, what are they doing and why? I'm curious. The author leaves this to the viewer's imagination. Monochrome is also effective in this image.	17	
A	The Turbanned Tea Party	A simple story of two gents participating in a meal break. I can't help but wonder what is contained in the flask. Turkish or Indian tea perhaps? Exposure and composition are good but I feel the need to know what has drawn their attention out of frame. Had they been engaged in conversation the story might have become self-contained.	15	
B	4.99 per minute New York	Lets call that 5 dollars per minute, which is \$300 per hour or \$2,400 per 8 hour day! I begin to see why he has no passengers! A good story well told. The tonal range is excellent. There is enough information to suggest a street scene and the actions are typical in a modern city environment.	17	
B	Art Attack	It seems that 3 or possibly 4 window cleaners are employed to take stickers or posters from the windows of this graffiti bedecked building. Perhaps they think it interferes with the artwork! I like the casual approach to the work as demonstrated by conversation between the two window cleaners on the right. Also note the matching colours of their cloths as they hag from their belts. A good story.	16	
B	Cake	It looks as if this young family are posing for a nearby photographer or family friend. They are clearly celebrating the child's 1st birthday. But why here, why this place? I'm curious. Sadly the child seems overwhelmed as the family queues to feed her cake. Good use of the monochrome treatment with a full tonal range.	16	
B	Commuters Passing Time	A simple story, well told. The action is caught at just the right spot and the viewer can decide if the feet meet or if the commuters fall over etc. The composition is central but effective. I like the inclusion of the sleepy commuter and the one who is checking that she packed everything for the journey.	16	






CAMBRIDGE CAMERA CLUB STREET PHOTOGRAPHY 27/02/2020

GRADE	SET>TITLE	COMMENTS	Pts	IMAGE
B	Dancing in the Street	The dancing couple seem to be having a great time. I feel that the guy in the white shirt steals the show because the eye is drawn to the brightest part of the image. I suggest that cropping him out of the image will redress the balance even though it will remove a small amount of the girls colourful dress. By doing this the viewer then sees the young girl on the left. Her reaction to the dancers is a great part of this story.	15	
B	Enthroned	Without the inclusion of the words 'Foot Massager' the story would seem incomplete to me. The composition is acceptable although I might be tempted to take a small crop off the right. The man's T shirt and right side of his face are a little over exposed, you may be able to reduce the brightness in post production.	14	
B	Film Crew	Although this is an interesting scene and taken from a different perspective, I feel the action does not tell the story to the viewer in a compelling way. The most important element to complete this image might be the presence a camera. The main characters seem to be embroiled on a small trampoline whilst everyone else is on 'stand-by' Do check your other images from this occasion to see if you have a better more embracing storyline.	14	
B	Flinders Lane Cafe	A colourful and very busy scene. I can feel the vibrant atmosphere and hear the gabble of raised voices. The image is divided into halves by the outdoor heaters and umbrellas. I'm having difficulty finding a point where my eyes can rest a while. They just keep darting about the image checking on the myriad of customers. The image is a little soft and possibly focusing on a person rather than the nearest pole would improve the image.	7	
B	Four Directions	This looks like a fun moment in time. These four kids seem to ready to exit the tram in search of the next part of their adventure. There is plenty of information about the location and I suggest you consider a small crop from the top to emphasise the kids. Their reactions make this image. A slightly faster shutter speed would have stopped any movement, but that does not detract from the overall presentation in this instance.	16	






CAMBRIDGE CAMERA CLUB STREET PHOTOGRAPHY 27/02/2020

GRADE	SET>TITLE	COMMENTS	Pts	IMAGE
B	Gdansk Street	The author has made the decision to include two main subject areas within this image. Both have relevance and are important. Street Photography is all about people and what they do in a public environment. Without the cyclist the image becomes a cityscape. The other element is that wonderful reflection of the street lamp in the puddle. With a little PP either element will work in it's own right. I would suggest that just a little lightening of the shadows in the top half of the scene would bring the two elements closer together.	16	
B	Juuxtaposition	The author is emphasizing the difference between old and new in this part of a city. The contrast between them is significant. Traditional shanti style Asian roof tops versus modern high-rise apartments with air conditioning motors. I suggest a little more contrast would improve the image and dulling down the light on the orange building would allow it to blend without stealing the show. The viewpoint and content support the presentation.	15	
B	Kitchen View	Whilst this is a clever idea, I am not sure it is as successful as it might be. The author shows us a street scene taken from a window. The colours outside are extremely bright and tend to dominate the image. It is immediately apparent that the sky has been heavily adjusted in PP and more care needs to be taken to blend this work into the scene. The monochrome area inside the window is pleasant however, the two elements do not combine in a way which pleases the eye. Do try again as there is the embryo of an idea here.	10	
B	Look at That!	There is much to view in this image with plenty of tourists milling around in this narrow street. The title is helpful for me, as it tells me where to look. Sure enough on the left is a man taking a photo and at least four or five other people have stopped to see what he has discovered. Unfortunately, I want to see it as well but alas I can't. I am a little distracted by the man with his son in the pushchair and framing/composition in Street images is an important part of the photographer's work.	11	






CAMBRIDGE CAMERA CLUB STREET PHOTOGRAPHY 27/02/2020

GRADE	SET>TITLE	COMMENTS	Pts	IMAGE
B	Main Street Median	<p>To my mind this image is a Cityscape rather than 'Street Photography' which generally includes people. I find the image a little oversaturated but I think that is intentional and it does emphasise the foreground interest and the shadows cast by the trees. In fact, it suggests the author has adopted a deliberate style. There are many leading lines but sadly nothing of interest when the viewer arrives at the distant destination.</p>	11	
B	Monk in Laos	<p>The bright colours of the monk's habit will always draw the eye and this image is no exception. I suggest you consider reducing the highlights at the top right in PP and possibly lift the shadows on the monk to balance the image. He is well presented and this is a good portrait image. As a street photograph, it appears a little posed [even though it isn't] and a more candid approach in this instance would provide more of a street-like situation.</p>	15	
B	Montmartre Comment	<p>Montmartre is one of the great art locations in Paris. The two men are in a deep conversation. Are they artists; do they discuss the merits of their work perhaps? The cobbled street is typical and even the graffiti on the wall seems to contain at least one pleasing art form in a baroque style. I suggest a crop from the RHS to a point just to the right of the red wall painting would enhance the composition of this image and place more emphasis on the two men. A good subject, well seen.</p>	16	
B	On Guard	<p>We are presented with a very colourful street scene. There is a parade going on and I would have liked more information about that story. The author has chosen to make the back of a Police Officer the centre of attention. If this is really the intent, I suggest that you consider cropping in from the LHS to a point just prior to the turban clad man holding a camera. Also take a crop down from the top to just above the balloons. That will really emphasises the role of the police officer in these circumstance. Good attempt at a different approach.</p>	14	
B	Opposites Attract	<p>This is a great Street Image. The author has seen the interaction between this 'odd' couple talking on a bench. He/she has chosen a lower angle to shoot from and balanced the image by including the two buttresses [one on either side.] The wall has graffiti and daubs of paint. Use of monochrome works very well here.</p>	20	






CAMBRIDGE CAMERA CLUB STREET PHOTOGRAPHY 27/02/2020

GRADE	SET>TITLE	COMMENTS	Pts	IMAGE
B	Pimp my Bike Penang	A very colourful rickshaw which seems to be being used as some kind of shop display. Many of the glitzy items on the rickshaw seem to be for sale from the tables in the background. The bright light at the rear draws attention and I suggest you might consider removing it in PP. Similarly it may be worth lowering the highlights on the LHS. The image is well composed.	15	
B	Red Yellow Black	You have all the ingredients of a successful Street image here. The viewpoint is good and the exposure seems correct. I'm a little concerned that there is too much information for the viewer. Compositionally, I feel that it might be improved by a serious crop to exclude most of the extraneous information. Thus concentrating solely on the main story around the lady and the sign post. Having said that I respect your choice. I did enjoy this image.	18	
B	Reftonteparty232 5	Now this poses a few questions for the viewer. Why is everyone wearing aprons and eating pies? This is a good setting for the story and clearly there is some amusement within the group. Sadly the image is rather soft. I feel this might be due to a wide aperture as the sharpest point of the image is the RH pillar. Good composition.	15	
B	Street Artist	An interesting subject with a strong story. The focal point is the artist and his sketch. These are well captured. I'm guessing that the orange colour cast on the model is caused by an umbrella perhaps. Whilst the lack of sharpness on his face is not essential in this instance, I do suggest the colour cast be rectified in PP. Or possibly try a monochrome and just lighten the face. This may have a similar effect.	16	
B	Street Thames 1	There is much to see and enjoy in this image which captures the quintessential nature of an antique shop. Details are important and I feel the author might have been able to widen the zoom or take a small step backwards so that the chairs in the foreground are not clipped by the frame. This may also have prevented the appearance of the photographer in the mirror. I am drawn to this shop and feel like I want to go inside.	15	



CAMBRIDGE CAMERA CLUB STREET PHOTOGRAPHY 27/02/2020

GRADE	SET>TITLE	COMMENTS	Pts	IMAGE
B	The reuniting Family	I feel there is a missed opportunity here. The image is a good representation of the work completed by a sculptor. The author of the image has not added to the art work or recreated it in any way. Although technically competent, it lacks the artistic side of photography. The scene needs another element to to make it sing. For example; if a real child had taken hold of the handle of the suitcase on the floor, the static bronzes would be brought to life. If possible, do try again.	10	
B	Vroom Vroom	This is a well presented letterbox mage. The use of monochrome and the colour yellow really provide punch to the scene. There is an art to panning which in this case has neatly added movement to the background. The trick is to get the focal point sharp to differentiate between those two elements. This can best be achieved when the subject mater is very close to being parallel with the photographer. I feel you have a good 'eye' and with a little more practice you will soon master this technique.	15	
B	Welcome to Cambridge	I feel certain that anyone who has driven through Cambridge will recognise this particular land mark. The quality of light caught by the author in this image is very pleasing. The blurred lines indicate traffic using the round about which suggests the presence of people, even though they are not visible. I feel this is a more of a Cityscape or an Architectural image rather than Street Photography.	16	
C	Get Out of My Photo!	I can almost hear the aguish expressed in the photographers face. There is a difference of colour tones between the main character and that of the two women in the background. Not certain of the cause but I find it a little distracting. I would love to know what was being photographed. This is a well captured moment of a person in a public place having a reaction to a problem.	15	
C	If Only	The bags suggest that they contain this man's worldly possessions. I feel the author is suggesting the man could just eat a 'Big Mac' but most likely can't afford it. Technical I am drawn to a number of issues. There is a large amount of grain/noise across two thirds of the image. The jacket may be suffering from an effect known as moiré. Yet the McDonald's sign has none of these issues. A good idea, but in my view the presentation needs a little attention.	11	

CAMBRIDGE CAMERA CLUB STREET PHOTOGRAPHY 27/02/2020

GRADE	SET>TITLE	COMMENTS	Pts	IMAGE
C	Lunch	The title and the image are self evident. I noticed the automatic 'poop scoop' trailing behind the horse. A clever invention I thought. Lifting the shadows in post production might just reveal a little more detail in the blacks. The images again has a great deal of noise and I wonder if this is due to the incorrect ISO setting or if the image has been cropped from a larger file.	11	
C	Oblivious	Well this is surely a sign of our times! Both men appear to have adopted a relaxed posture. One has even removed his shoes. Instead of talking to one and other, they are engage on apps or texting. The monochrome treatment works well and the composition is effective.	17	
C	Roma Stall	There is a lot to view in this image. I wish I could hear the conversation. Is there a discussion over the price [bartering perhaps] or has the lady asked a question about the origin of the water. The perspective is a good choice and I feel that the image could have more impact if it was cropped down a little from the top and in from the RHS to remove the two ladies. Try it to see if you agree.	16	
C	Street with a View	An interesting image. I find myself debating how it fits into this set subject. The tenuous links seem to be that it was taken in a public place and is a candid shot. The image of the photographer is sharp but this drops away by the time we reach the model. I have no doubt that it will appear in family albums and help to recall pleasant memories.	12	
C	Sunset Photographers Photographed	What I find appealing about this shot, is that only two of the photographers have reacted to the presence of the camera. I find myself drawn to the lady who has direct eye contact with the photographer. Her fingers point backwards and act as an invitation to look at those behind her. She provides considerable strength to this composition.	17	

CAMBRIDGE CAMERA CLUB STREET PHOTOGRAPHY 27/02/2020

GRADE	SET>TITLE	COMMENTS	Pts	IMAGE
C	Town Cow	<p>I feel that this is another missed opportunity. The image as presented does not really fit the set subject criterion. Had a child been trying to talk to the cow, or perhaps a person sleeping at it's feet, might have produce that additional element which would move it away from a record of the cow and take it into the Street Photography category. When photographing other artworks is it always good to remember that you need to change it in some way in order to make an original image rather than a record of the subject.</p>	10	
C	Two Shopping Trundlers	<p>This is a busy little street scene and the elderly lady appears to be struggling with her trundlers. The hanging signs, window signs and the people made me think of China. And yet, there seems to be a kiwiness about the venue. The image is a little dark in places and I think this could be balanced out using the levels sliders in post production. A good effort</p>	12	
B	Opposites Attract	<p align="center">BEST OF THE SET SUBJECT</p>	20	