



The Gideons
International

Camp Goal Planner Instructions

Table of Contents

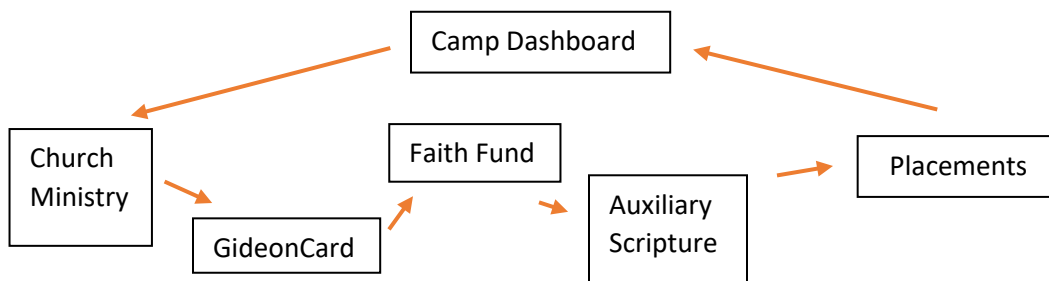
Introduction	2
Camp Goal Planning Dashboard	3
Church Ministry.....	4
Church Ministry Monthly Planning	5
GideonCard	6
GideonCard Monthly Planning.....	7
Faith Fund	8
Faith Fund Monthly Planning.....	9
Auxiliary Scripture.....	10
Auxiliary Scripture Monthly Planning	11
Scripture Placements	12

December 2017

Introduction

Welcome to the Camp Goal Planner! Camp goal planning has been revised beginning with the 2018-2019 goal season. Goals are now being set in advance of the new fiscal year, with camps being the first to set goals. This “bottom up” approach gives the camp more of a voice in the goal setting process.

The landing page for the camp planner is called the Camp Goal Planning Dashboard. Everything at the camp level originates on this screen. Looking at the diagram below, think of the Camp Dashboard sitting above all the other pages. It links to all the goal category pages and displays the information planned on each.



At any time, the user can jump from the Camp Dashboard to a specific page or return from a program page back to the Camp Dashboard. After planning, the Lock button is present to secure the goals.

The objective is for the goal planning to be completed prior to the start of the new fiscal year beginning June 1, 2018. To do so in a bottom up approach, camp goal planning must be completed by February 10, 2018.

Membership goals are not set at this time, and will follow the Net + 1 objective for each camp beginning June 1.

The pages that follow provide a more detailed description of the goal setting screens for this upcoming year.

Camp Goal Planning Dashboard

This is the opening screen for goal planning. Camp Receipt and Placement goals are planned, with references to current year goals as well as the past two-year actual results.

GOAL PLANNING DASHBOARD

*The heart of man plans his way, but the LORD establishes his steps.
Proverbs 16:9*

U99999 SAMPLE CAMP

Selected Fiscal Year: 2018-19

[Help Instructions PDF](#)

[Event Planner](#) [Begin Goal Planning](#)

RECEIPTS (52% Complete)

Camp Goal	2017-18 Goal	2016-17 Actual	2015-16 Actual
Church Ministry	9,826	10,088	12,295
GideonCard Bible	5,000	3,995	7,485
Faith Fund	5,000	3,275	4,800
Auxiliary Scripture	160	160	130
Camp Designated	3,000	3,345	1,713
Total	22,986	20,863	26,423

PLACEMENTS

Gideon Placements	11,200	Completed	11,000	10,255	10,701
Auxiliary Placements	500	Completed	430	400	150

FINALIZE GOAL PLANNING

Lock Your Goal Select the Finish Camp Goals button to finalize goal planning. Camp planning must be completed and finished by February 10, 2018.

[Lock Your Goal](#)

1. **Begin Goal Planning** – This starts the process by advancing to the first goal planning page, Church Ministry. Alternatively, you have the flexibility to jump around to individual planning pages by selecting the Click to Plan button on that respective line.
2. **Percentage complete indicator** – measures the percent of camp goals planned. The indicator will display 100% Complete when the camp plans each of the receipt and placement pages. Camp Designated is an optional category and does not factor into the percentage complete calculation.
3. **Camp Goal** – as each page is completed, the goal for the program category will display.
4. **Reference columns** – comparison information is provided for planning purposes. The goals set for the current year as well as prior two-year actual results are displayed.
5. **Click to Plan** – the dashboard allows the flexibility to jump to any page for planning. Goals may be planned in any order. When planning is completed for the program category, the Click to Plan button will display as “Completed” with an Edit button.
6. **Completed Edit** - When planning is completed for the chosen program category, the Click to Plan button will redisplay as Completed Edit. This button allows for quick navigation back to the planner page should revisions be desired.
7. **Review and Lock Goal Plans** – Once all the planning is completed, this button is chosen to lock the camp goals. It will then display as Unlock Your Goal. This is to allow the camp to make any corrections after the goals have been locked, but will be disabled once camp planning is completed on February 10, 2018.

Church Ministry

GOAL PLANNING - CHURCH MINISTRY
*The heart of man plans his way, but the LORD establishes his steps.
 Proverbs 16:9*

[Help Instructions PDF](#)

U99999 - SAMPLE CAMP
 Selected Fiscal Year: 2018-19

GOALS 2017-18 Goal: \$ 9,826

Church Ministry Goal: 0 ← -- 2016-17 Actual: 10,088
 2017-18 Goal: 9,826

The Church Ministry Receipt Goal can be calculated by multiplying the number of presentations by the average camp church offering.

Church Presentation Goal: 0 ← -- 2016-17 Actual: 42
 2017-18 Goal: 45

GOAL DATA FOR 2018-19

	CURRENT YEAR GOAL	CAMP PLANNING
Church Ministry:	\$ 9,826	\$ 0
Gideon Card:	\$ 5,000	\$ 0
Faith Fund:	\$ 5,000	\$ 0
Auxiliary Scripture:	\$ 160	\$ 0
Designated:	\$ 3,000	\$ 0
Total	\$ 22,986	\$ 0

PLAN EVENTS

Annual Pastors Event	<input type="button" value="Add"/>
Church Relations Day	<input type="button" value="Add"/>
Rally Day	<input type="button" value="Add"/>

MONTHLY ALLOCATION

Spread evenly across all months
 (1/12 of the total each month)

Customize Monthly Amounts
 (Plan goals month by month)

1. Church Ministry Goal – the total receipts the camp plans to raise this upcoming year. The prior year actual and current year goal are provided as a reference. Selecting the blue and white arrow will transfer the current year goal into the camp Church Ministry Goal.
2. Church Presentation Goal – the target goal for presentations is inserted. The prior year actual and current year goal are provided as a reference. Selecting the blue and white arrow will transfer the current year goal into the camp Church Presentation Goal.
3. Goal Data – as each program category is completed, the goal will appear, and the overall total will update.
4. Plan Events – activities associated with this program category are listed on this page. Select the Add button to plan the event. **Note: Events already inserted on the Camp Event Planner do not need to be reinserted in this planner.**
5. Monthly Allocation – by default the goal planned on this page will allocate evenly over 12 months. Select the circle next to Customize Monthly Amounts to plan for specific amounts in specific months. A new page will open to customize the goal.
6. Save and Continue / Skip / Return to Dashboard w/out Saving – each of these buttons create a specific action. Save and Continue saves data on the page and advances to the next page. Skip advances to the next page without saving data entered. Return to Dashboard w/out Saving returns to the Camp Dashboard without saving data entered. Only selecting Save and Continue will save work entered on the page.

Church Ministry Monthly Planning

This is a sample of Customize Monthly Amounts view if chosen on the Church Ministry program page.

*The heart of man plans his way, but the LORD establishes his steps.
Proverbs 16:9*

U99999 - SAMPLE CAMP Help Instructions PDF

GOAL PLANNING - CHURCH MINISTRY
MONTHLY

Selected Fiscal Year: 2018-19

CUSTOMIZED MONTHLY GOALS		Church Ministry Receipts Goal	
Monthly Period	Monthly Presentations 1	Monthly Amount 2	2017-18 Goal 3
June	<input type="text" value="0"/>	<input type="text" value="0"/>	<input type="button" value="← 819"/>
July	<input type="text" value="0"/>	<input type="text" value="0"/>	<input type="button" value="← 819"/>
August	<input type="text" value="0"/>	<input type="text" value="0"/>	<input type="button" value="← 819"/>
September	<input type="text" value="0"/>	<input type="text" value="0"/>	<input type="button" value="← 819"/>
October	<input type="text" value="0"/>	<input type="text" value="0"/>	<input type="button" value="← 819"/>
November	<input type="text" value="0"/>	<input type="text" value="0"/>	<input type="button" value="← 819"/>
December	<input type="text" value="0"/>	<input type="text" value="0"/>	<input type="button" value="← 819"/>
January	<input type="text" value="0"/>	<input type="text" value="0"/>	<input type="button" value="← 819"/>
February	<input type="text" value="0"/>	<input type="text" value="0"/>	<input type="button" value="← 819"/>
March	<input type="text" value="0"/>	<input type="text" value="0"/>	<input type="button" value="← 819"/>
April	<input type="text" value="0"/>	<input type="text" value="0"/>	<input type="button" value="← 819"/>
May	<input type="text" value="0"/>	<input type="text" value="0"/>	<input type="button" value="← 819"/>
Total	0	0	9,828

4

1. Monthly Presentations – by default this spreads the presentation goal equally as possible across all twelve months. The total at the bottom of the column is the planned presentation count from the prior screen. Edit the monthly presentations to achieve the desired monthly goal. Any new total goal set will be transferred back to Church Presentations.
2. Monthly Amount – by default this spreads the receipt goal equally as possible across all twelve months. The total at the bottom of the column is the receipt goal from the prior screen. Edit the monthly receipts to achieve the desired monthly goal. Any new total goal set will be transferred back to Church Ministry Receipts.
3. 2017-18 Goal – indicates the monthly goal receipt amount from the current fiscal year. Selecting the arrow will transfer that amount into the Monthly Amount goal box.
4. Return without Saving / Save and Continue – to save changes, select Save and Continue. Otherwise, all changes will be discarded. Either button returns to the Church Ministry page.

GOAL PLANNING - GIDEON CARD

*The heart of man plans his way, but the LORD establishes his steps.
Proverbs 16:9*

[Help Instructions PDF](#)

U99999 - SAMPLE CAMP

Selected Fiscal Year: 2018-19

GOALS	2017-18 Goal: \$ 5,000	GOAL DATA FOR 2018-19														
<p>GideonCard Receipt Goal: 0 ← -- 2016-17 Actual: 3,995 2017-18 Goal: 5,000</p> <p><small>The GideonCard Receipt Goal can be calculated by multiplying the number of camp donors by the average donation.</small></p> <p>GideonCard Presentations: 0 ← -- 2016-17 Actual: 0 (video presentation goal) 2017-18 Goal: 0</p> <p>GideonCard Collections Goal: 0 ← -- 2016-17 Actual: 0 (Form 825) (12 per Gideon) 2017-18 Goal: 0</p>		<table border="1" style="width: 100%; border-collapse: collapse;"> <thead> <tr style="background-color: #f2f2f2;"> <th style="width: 60%;">CURRENT YEAR GOAL</th> <th style="width: 20%;">CAMP PLANNING</th> </tr> </thead> <tbody> <tr> <td>Church Ministry:</td> <td style="text-align: right;">\$ 9,826</td> </tr> <tr> <td>Gideon Card:</td> <td style="text-align: right;">\$ 5,000</td> </tr> <tr> <td>Faith Fund:</td> <td style="text-align: right;">\$ 5,000</td> </tr> <tr> <td>Auxiliary Scripture:</td> <td style="text-align: right;">\$ 160</td> </tr> <tr> <td>Designated:</td> <td style="text-align: right;">\$ 3,000</td> </tr> <tr> <td>Total</td> <td style="text-align: right;">\$ 22,986</td> </tr> </tbody> </table>	CURRENT YEAR GOAL	CAMP PLANNING	Church Ministry:	\$ 9,826	Gideon Card:	\$ 5,000	Faith Fund:	\$ 5,000	Auxiliary Scripture:	\$ 160	Designated:	\$ 3,000	Total	\$ 22,986
CURRENT YEAR GOAL	CAMP PLANNING															
Church Ministry:	\$ 9,826															
Gideon Card:	\$ 5,000															
Faith Fund:	\$ 5,000															
Auxiliary Scripture:	\$ 160															
Designated:	\$ 3,000															
Total	\$ 22,986															
PLAN EVENTS		MONTHLY ALLOCATION														
<p>GideonCard Video Showing Add</p> <p>Church Relations Day Add</p> <p>GideonCard Pastor Presentation Add</p>		<p><input type="radio"/> Spread evenly across all months (1/12 of the total each month)</p> <p><input type="radio"/> Customize Monthly Amounts (Plan goals month by month)</p>														
<p>Save & Continue Skip Return to Dashboard w/out Saving</p>																

1. GideonCard Receipt Goal – insert the camp’s projected camp GideonCard goal. This can be calculated by multiplying the number of camp donors by the average donation. The prior year actual and current year goal is provided as a reference. Selecting the blue and white arrow will move the current year goal into the camp GideonCard Receipt Goal.
2. GideonCard Presentations and GideonCard Collections – goals for each are inserted here. The prior year actual and current year goal are provided as a reference. These goals as well as actuals appear on the Camp Dashboard as well as Monthly Camp Report.
3. Goal Data – as each program category is completed, the goal will appear, and the overall total will update.
4. Plan Events – activities associated with this program category are listed on this page. Select the Add button to plan the event. **Note: Events already completed on the Camp Event Planner do not need to be reinserted in this planner.**
5. Monthly Allocation – select how the goal should be spread. Choosing Spread evenly across all months will allocate evenly over 12 months. Select the circle next to Customize Monthly Amounts to plan for specific amounts in specific months. A new page will open to customize the goal.
6. Save and Continue / Skip / Return to Dashboard w/out Saving – each of these buttons create a specific action. Save and Continue saves data on the page and advances to the next page. Skip advances to the next page without saving data entered. Return to Dashboard w/out Saving returns to the Camp Dashboard without saving data entered. Only selecting Save and Continue will save work entered on the page.

GideonCard Monthly Planning













This is a sample of Customize Monthly Amounts view if chosen on the GideonCard program page.

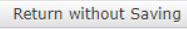
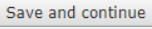
*The heart of man plans his way, but the LORD establishes his steps.
Proverbs 16:9*

[Help Instructions PDF](#)

U99999 - SAMPLE CAMP **GOAL PLANNING - GIDEON CARD**
MONTHLY

Selected Fiscal Year: 2018-19

CUSTOMIZED MONTHLY GOALS		Gideon Card Goal	
Monthly Period	Monthly Amount	2017-18 Goal	
June	<input type="text" value="0"/>	 417	
July	<input type="text" value="0"/>	 417	
August	<input type="text" value="0"/>	 417	
September	<input type="text" value="0"/>	 417	
October	<input type="text" value="0"/>	 417	
November	<input type="text" value="0"/>	 417	
December	<input type="text" value="0"/>	 417	
January	<input type="text" value="0"/>	 417	
February	<input type="text" value="0"/>	 417	
March	<input type="text" value="0"/>	 417	
April	<input type="text" value="0"/>	 417	
May	<input type="text" value="0"/>	 417	
Total	0		5,004

1. Monthly Amount – by default this spreads the receipt goal equally as possible across all twelve months. The total at the bottom of the column is the receipt goal from the prior screen. Edit the monthly receipts to achieve the desired monthly goal. Any new total goal set will be transferred back to the GideonCard Receipt Goal.
2. 2017-18 Goal – indicates the monthly goal receipt amount from the current fiscal year. Selecting the arrow will transfer that amount into the Monthly Amount goal box.
3. Return without Saving / Save and Continue – to save changes, select Save and Continue. Otherwise, all changes will be discarded. Either button returns to the GideonCard page.

Faith Fund

GOAL PLANNING - FAITH FUND

*The heart of man plans his way, but the LORD establishes his steps.
Proverbs 16:9*

U99999 - SAMPLE CAMP

Selected Fiscal Year: 2018-19

[Help Instructions PDF](#)

GOALS 2017-18 Goal: \$ 5,000

Countdown 100:

Auxiliary Heart Program:

Annual Pastors Event:

International Convention:

Other:

Faith Fund Total: ← -- 2016-17 Actual 3,275
2017-18 Goal: 5,000

GOAL DATA FOR 2018-19

	CURRENT YEAR GOAL	CAMP PLANNING
Church Ministry:	\$ 9,826	\$ 0
Gideon Card:	\$ 5,000	\$ 0
Faith Fund:	\$ 5,000	\$ 0
Auxiliary Scripture:	\$ 160	\$ 0
Designated:	\$ 3,000	\$ 0
Total	\$ 22,986	\$ 0

PLAN EVENTS

Camp Emphasis

MONTHLY ALLOCATION

Spread evenly across all months
(1/12 of the total each month)

Customize Monthly Amounts
(Plan goals month by month)

1. Faith Fund events- Countdown 100, Auxiliary Heart Program, Annual Pastors Event, International Convention, Other – these boxes are used as a working tool to help calculate the overall camp Faith Fund goal. They are not otherwise stored or used for any other purposes. Insert the camp’s projections to arrive at a Faith Fund goal. Completing these boxes will insert the goal in the Camp Planning column. Prior year actual results as well as the current year goal are listed as reference.
2. Camp Planning – as each program category is completed, the goal will appear in this column. The total in this column will update as each category is planned.
3. Plan Events – activities associated with this program category are listed on this page. Select the Add button to plan the event. **Note: Events already completed on the Camp Event Planner do not need to be reinserted in this planner.**
4. Monthly Allocation – select how the goal should be spread. Choosing Spread evenly across all months will allocate evenly over 12 months. Select the circle next to Customize Monthly Amounts to plan for specific amounts in specific months. A new page will open to customize the goal.
5. Save and Continue / Skip / Return to Dashboard w/out Saving – each of these buttons create a specific action. Save and Continue saves data on the page and advances to the next page. Skip advances to the next page without saving data entered. Return to Dashboard w/out Saving returns to the Camp Dashboard without saving data entered. Only selecting Save and Continue will save work entered on the page.

Faith Fund Monthly Planning

This is a sample of Customize Monthly Amounts view if chosen on the Faith Fund program page.

*The heart of man plans his way, but the LORD establishes his steps.
Proverbs 16:9*

[Help Instructions PDF](#)

U99999 - SAMPLE CAMP **GOAL PLANNING - FAITH FUND**
MONTHLY

Selected Fiscal Year: 2018-19

CUSTOMIZED MONTHLY GOALS		Faith Fund Goal
Monthly Period	Monthly Amount	2017-18 Goal
June	<input type="text" value="0"/>	<input type="button" value="←"/> 417
July	<input type="text" value="0"/>	<input type="button" value="←"/> 417
August	<input type="text" value="0"/>	<input type="button" value="←"/> 417
September	<input type="text" value="0"/>	<input type="button" value="←"/> 417
October	<input type="text" value="0"/>	<input type="button" value="←"/> 417
November	<input type="text" value="0"/>	<input type="button" value="←"/> 417
December	<input type="text" value="0"/>	<input type="button" value="←"/> 417
January	<input type="text" value="0"/>	<input type="button" value="←"/> 417
February	<input type="text" value="0"/>	<input type="button" value="←"/> 417
March	<input type="text" value="0"/>	<input type="button" value="←"/> 417
April	<input type="text" value="0"/>	<input type="button" value="←"/> 417
May	<input type="text" value="0"/>	<input type="button" value="←"/> 417
Total	0	5,004

1. Monthly Amount – by default this spreads the receipt goal equally as possible across all twelve months. The total at the bottom of the column is the receipt goal from the prior screen. Edit the monthly receipts to achieve the desired monthly goal. Any new total goal set will be transferred back to the GideonCard Receipt Goal.
2. 2017-18 Goal – indicates the monthly goal receipt amount from the current fiscal year. Selecting the arrow will transfer that amount into the Monthly Amount goal box.
3. Return without Saving / Save and Continue – to save changes, select Save and Continue. Otherwise, all changes will be discarded. Either button returns to the Faith Fund page.

Auxiliary Scripture

GOAL PLANNING - AUXILIARY SCRIPTURE

*The heart of man plans his way, but the LORD establishes his steps.
Proverbs 16:9*

[Help Instructions PDF](#)

Selected Fiscal Year: 2018-19

GOALS	2017-18 Goal: \$ 0	GOAL DATA FOR 2018-19																					
<p>Total Auxiliary Scripture: <input style="width: 100px;" type="text" value="0"/></p> <p style="text-align: right;">-- 2016-17 Actual: 160 2017-18 Goal: 160</p>		<table border="1" style="width: 100%; border-collapse: collapse;"> <thead> <tr> <th></th> <th style="text-align: center;">CURRENT YEAR GOAL</th> <th style="text-align: center;">CAMP PLANNING</th> </tr> </thead> <tbody> <tr> <td>Church Ministry:</td> <td style="text-align: right;">\$ 9,826</td> <td style="text-align: right;">\$ 0</td> </tr> <tr> <td>Gideon Card:</td> <td style="text-align: right;">\$ 5,000</td> <td style="text-align: right;">\$ 0</td> </tr> <tr> <td>Faith Fund:</td> <td style="text-align: right;">\$ 5,000</td> <td style="text-align: right;">\$ 0</td> </tr> <tr style="background-color: #f2f2f2;"> <td>Auxiliary Scripture:</td> <td style="text-align: right;">\$ 160</td> <td style="text-align: right;">\$ 0</td> </tr> <tr> <td>Designated:</td> <td style="text-align: right;">\$ 3,000</td> <td style="text-align: right;">\$ 0</td> </tr> <tr> <td>Total</td> <td style="text-align: right;">\$ 22,986</td> <td style="text-align: right;">\$ 0</td> </tr> </tbody> </table>		CURRENT YEAR GOAL	CAMP PLANNING	Church Ministry:	\$ 9,826	\$ 0	Gideon Card:	\$ 5,000	\$ 0	Faith Fund:	\$ 5,000	\$ 0	Auxiliary Scripture:	\$ 160	\$ 0	Designated:	\$ 3,000	\$ 0	Total	\$ 22,986	\$ 0
	CURRENT YEAR GOAL	CAMP PLANNING																					
Church Ministry:	\$ 9,826	\$ 0																					
Gideon Card:	\$ 5,000	\$ 0																					
Faith Fund:	\$ 5,000	\$ 0																					
Auxiliary Scripture:	\$ 160	\$ 0																					
Designated:	\$ 3,000	\$ 0																					
Total	\$ 22,986	\$ 0																					
<p>U99999 - SAMPLE CAMP</p> <p>PLAN EVENTS</p> <p>Camp Emphasis <input style="width: 100px;" type="text"/> <input type="button" value="Add"/></p>																							
<p style="text-align: right;"> <input type="radio"/> Spread evenly across all months (1/12 of the total each month) <input type="radio"/> Customize Monthly Amounts (Plan goals month by month) </p>																							
<input type="button" value="Save & Continue"/> <input type="button" value="Skip"/> <input type="button" value="Return to Dashboard w/out Saving"/>																							

1. Total Auxiliary Scripture – insert the planned goal for this fiscal year. Prior year actual results as well as the current year goal are listed as reference. Completing this box will insert the goal in the Camp Planning column.
2. Plan Events – activities associated with this program category are listed on this page. Select the Add button to plan the event. **Note: Events already completed on the Camp Meeting and Event Planner do not need to be reinserted in this planner.**
3. Goal Data – as each program category is completed, the goal will appear in this column. The total in this column will update as each category is planned.
4. Monthly Allocation – select how the goal should be spread. Choosing Spread evenly across all months will allocate evenly over 12 months. Select the circle next to Customize Monthly Amounts to plan for specific amounts in specific months. A new page will open to customize the goal.
5. Save and Continue / Skip / Return to Dashboard w/out Saving – each of these buttons create a specific action. Save and Continue saves data on the page and advances to the next page. Skip advances to the next page without saving data entered. Return to Dashboard w/out Saving returns to the Camp Dashboard without saving data entered. Only selecting Save and Continue will save work entered on the page.

Auxiliary Scripture Monthly Planning

This is a sample of Customize Monthly Amounts view if chosen on the Auxiliary Scripture program page.

*The heart of man plans his way, but the LORD establishes his steps.
Proverbs 16:9*

[Help Instructions PDF](#)

U99999 - SAMPLE CAMP **GOAL PLANNING - AUXILIARY**

SCRIPTURE MONTHLY

Selected Fiscal Year: 2018-19

CUSTOMIZED MONTHLY GOALS		Auxiliary Scripture Goal	
Monthly Period	Monthly Amount	2017-18 Goal	
June	<input type="text" value="0"/>	<input type="button" value="←"/>	13
July	<input type="text" value="0"/>	<input type="button" value="←"/>	13
August	<input type="text" value="0"/>	<input type="button" value="←"/>	13
September	<input type="text" value="0"/>	<input type="button" value="←"/>	13
October	<input type="text" value="0"/>	<input type="button" value="←"/>	13
November	<input type="text" value="0"/>	<input type="button" value="←"/>	13
December	<input type="text" value="0"/>	<input type="button" value="←"/>	13
January	<input type="text" value="0"/>	<input type="button" value="←"/>	13
February	<input type="text" value="0"/>	<input type="button" value="←"/>	13
March	<input type="text" value="0"/>	<input type="button" value="←"/>	13
April	<input type="text" value="0"/>	<input type="button" value="←"/>	13
May	<input type="text" value="0"/>	<input type="button" value="←"/>	13
Total	0		156

1. Monthly Amount – by default this spreads the receipt goal equally as possible across all twelve months. The total at the bottom of the column is the receipt goal from the prior screen. Edit the monthly receipts to achieve the desired monthly goal. Any new total goal set will be transferred back to the GideonCard Receipt Goal.
2. 2017-18 Goal – indicates the monthly goal receipt amount from the current fiscal year. Selecting the arrow will transfer that amount into the Monthly Amount goal box.
3. Return without Saving / Save and Continue – to save changes, select Save and Continue. Otherwise, all changes will be discarded. Either button returns to the Auxiliary Scripture page.

Scripture Placements

GOAL PLANNING - PLACEMENTS
The heart of man plans his way, but the LORD establishes his steps.
 Proverbs 16:9

[Help Instructions PDF](#)

U99999 - SAMPLE CAMP
 Selected Fiscal Year: 2018-19

Notes: Blue labels show current year goals. Click a label to use the current year goal for the upcoming year.

	1			3		
	Gideon			Auxiliary		
Bibles:	0	<input type="button" value="Monthly"/>		Medical:	0	<input type="button" value="Monthly"/>
141				323		
Hospital:	0	<input type="button" value="Monthly"/>		Auxiliary Facilities:	0	<input type="button" value="Monthly"/>
225				0		
College:	0	<input type="button" value="Monthly"/>		Auxiliary PWT:	0	<input type="button" value="Monthly"/>
2,038				0		
Youth:	0	<input type="button" value="Monthly"/>				
1,359						
Sidewalk Youth:	0	<input type="button" value="Monthly"/>		Auxiliary Subtotal:	4	0
1,246				Current Year Goal:	430	
Service:	0	<input type="button" value="Monthly"/>				
2,718						
Soft Cover Bible:	0	<input type="button" value="Monthly"/>				
28						
Gideon Facilities:	0	<input type="button" value="Monthly"/>				
3,171						
Gideon PWT:	0	<input type="button" value="Monthly"/>				
232						
Gideon Subtotal:	2	0				
Current Year Goal:					5	11,000

GOAL DATA FOR 2018-19

	CURRENT YEAR GOAL	CAMP PLANNING
Church Ministry:	\$ 9,826	\$ 0
Gideon Card:	\$ 5,000	\$ 0
Faith Fund:	\$ 5,000	\$ 0
Auxiliary Scripture:	\$ 160	\$ 0
Designated:	\$ 3,000	\$ 0
Total	\$ 22,986	\$ 0

1. Gideon – the Gideon portion of the camp placements is planned in this column. Should the camp wish to plan monthly for a scripture type, select the Monthly button for that type. Otherwise, it will be evenly spread across 12 months.
2. Gideon Subtotal & Current Year Goal – as scriptures quantities are entered, the running total will display in the Gideon Subtotal. The current year goal is also displayed for reference. The Gideon Subtotal will display on the Camp Goal Planning Dashboard under Gideon Placements.
3. Auxiliary – The Auxiliary portion of the camp placements is planned in this column. Should the camp wish to plan monthly for a scripture type, select the Monthly button for that type. Otherwise, it will be evenly spread across 12 months.
4. Auxiliary Subtotal & Current Year Goal – as scriptures quantities are entered, the running total will display in the Auxiliary Subtotal. The current year goal is also displayed for reference. The Auxiliary Subtotal will display of the Camp Goal Planning Dashboard under Auxiliary Placements.
5. Save and Continue / Skip / Return to Dashboard w/out Saving – each of these buttons create a specific action. Save and Continue saves data on the page and advances to the next page. Skip advances to the next page without saving data entered. Return to Dashboard w/out Saving returns to the Camp Dashboard without saving data entered. Only selecting Save and Continue will save work entered on the page.