

Circulating File

CANCER: BRAIN

**A compilation of Extracts
from the Edgar Cayce Readings**

**Edgar Cayce Readings Copyrighted by
Edgar Cayce Foundation
1971, 1993-2008
All Rights Reserved**

**These readings or parts thereof may not be reproduced
in any form without permission in writing from the
Edgar Cayce Foundation
215 67th Street
Virginia Beach, VA 23451**

Printed in U.S.A.

CANCER: BRAIN CIRCULATING FILE

Circulating Files are collections of verbatim quotes of what Edgar Cayce said during his readings on a given subject or, in some cases everything. We have medical circulating files which focus on the over 9,000 health-related readings with subjects from Acidity-Alkalinity to Weight Loss. We also have non-medical circulating files on a broad range of topics, for example *Egypt: Sphinx, Pyramids, and Hall of Records*, *Fear and Its Far-Reaching Effects*, *Advice to Parents*, *Serving in Accord with Ideals*, and *Business Advice*.

Each circulating file is simply a collection of reading quotes or full readings given for different individuals on a similar subject or disease. The A.R.E. cannot and does not suggest treatments for physical ailments nor make claims about the effectiveness of the therapies. We encourage anyone working with the health readings to do so under a doctor's care and advice.

The circulating files support the research aspect of the Cayce work. We appreciate any feedback informing us of progress made in improving one's life or achieving good health by applying suggestions given in the readings. Please send any feedback (testimonies, experiences, results, etc.) to:

Library: Circulating File Desk
A.R.E.
215 67th St
Virginia Beach VA 23451 Or e-mail: CirculatingFiles@edgarcayce.org

Please note: The complete Edgar Cayce Readings are available through the members only section of our web site, EdgarCayce.org or on CD-ROM.

Some circulating files contain commentaries or summaries written by physicians. These reports are to be used as a basis for further research in the form of controlled studies, and should not be misinterpreted to be either a refutation or an endorsement by the doctor. Referral doctors wanting to borrow a file for an extended period may do so by writing to the Library: Circulating File Desk.

Our hope is that through the Cayce readings you will find the wholeness and oneness which is God's plan for us.

Blessings, A.R.E. Member Services Team

There are in truth no incurable conditions.... 3744-2

This Circulating File consists the Edgar Cayce psychic readings on brain cancer. The information is not intended for self-diagnosis nor self-treatment. Please consult a qualified health care professional before following any advice contained within this file.

Articles and books may be included because the information supports the remedies and therapies described in the Edgar Cayce readings or are of a helpful nature. Their inclusion does not imply endorsement or recommendation. Before following any advice contained in the articles, please seek the counsel of your doctor.

Products may be purchased from Baar Products, the official worldwide supplier of Edgar Cayce health care products: www.baar.com or call (800) 269-2502.

Cancer: Brain

| <u>Contents</u> | <u>Pages</u> |
|---|--------------|
| A. Introduction to the Edgar Cayce Readings on Health and Healing | 5 |
| B. Case Studies from the Readings | |
| 1. Reading # 1365-1, 63-year-old man | 9 |
| 2. Reading # 3219-1, 50-year-old woman | 14 |
| C. Related Circulating Files and Research Bulletins* : | |
| 1. Appliances: Wet Cell Battery | |
| 2. Cancer: General, Vol. 1 & 2 | |
| 3. Tumors: Brain | |
| D. Book: <i>Outsmart Your Cancer</i> | 17 |
| 1. Case Studies Using Protocol for Brain Cancer | 22 |
| List of Other Books | 29 |
| More Information | 30 |
| E. Urine Test for Cancer | 33 |
| F. New Conventional treatment: "Killing Cancer and Polio" | 37 |
| G. Testimonial on Protocol | 39 |

Possible link between Cell phones and brain tumors:

<http://articles.mercola.com/sites/articles/archive/2011/08/27/do-cell-phones-cause-brain-cancer.aspx>

* Circulating Files & Research Bulletins are available from A.R.E. membership services at (800) 333-4499 or: http://www.edgarcayce.org/circulating_files.asp

Book Review

I CHOOSE LIFE

Patricia A. Norris, Ph.D. and Garrett Porter

I CHOOSE LIFE is an in-depth look at the body's ability to create health through the power of the mind. Dr. Patricia Norris, a gifted psychologist at the Menninger Foundation, explains how visualization, biofeedback and relaxation techniques have been successfully used to promote health and healing. In highlighting her work, Dr. Norris presents 9-year-old Garrett Porter as an example of the extraordinary effectiveness of imagery and biofeedback in the healing process. Garrett was diagnosed with an inoperable brain tumor. In his own words he describes how he worked for a year with biofeedback equipment, special visualizations and relaxation techniques to totally eliminate his tumor. I CHOOSE LIFE is a book for anyone wishing to understand the important role that beliefs, attitudes and expectations play in creating both disease and illness. Dr. Norris clearly explains those methods of visualization which have proven to be highly effective. She discusses:

- How to take personal responsibility for overcoming one's disease
- The relationship between the conscious mind and the unconscious mind in healing
- The success of visualization in modern cancer therapy
- The importance of a positive attitude with honest and clear intention in creating health
- What constitutes the key factors in wellness
- How to choose those responses that contribute to sound health

Foreword by Gerald G. Jampolsky, M.D

“Garrett Porter is one of a growing number of people who have been able to overcome supposedly fatal diseases. What they all had in common, in addition to their affliction, was a blazing determination.” - Norman Cousins, author of ANATOMY OF AN ILLNESS

Introduction to the Cayce Readings on Health and Healing

No matter what illness or ailment concerns us, certain basic principles about health and healing are relevant. These are the premises upon which all of the Cayce health information rests. For those who would like to make a more careful study of these basic principles, the recommended Circulating File is entitled *Principles of Healing*. Here, in essence, are the ideas found in that file. They may prove to be very useful to your study of the specific ailment that requires healing for you.

The first fundamental idea about healing requires that we maintain a creative balance between two principles:

1. All healing comes from the infinite - that is, from attunement and harmony with our spiritual source. The infinite is just as accessible and available in the visible, physical world as it is in the invisible realm.
2. At the same time, each person must take responsibility for his or her own healing process. No one can simply sit back and wait passively for healing to occur.

This second principle - the need for self-responsibility - can take many forms. For example, healing requires attunement, and no one knows better than ourselves exactly what has gotten us out of attunement. Often, if we look closely at our lives, we can see (without needing a gifted medical clairvoyant such as Edgar Cayce) what's causing our illness.

To illustrate self-responsibility further, the human body has a marvelous, innate drive to heal itself, but we've got to do our part to help. A broken bone will naturally try to mend; however, the fracture needs to be set properly for the healing to be complete and effective. Cayce stresses the healing ability of the body:

Remember, the body does gradually renew itself constantly. Do not look upon the conditions which have existed as not being able to be eradicated from the system. . . Hold to that KNOWLEDGE - and don't think of it as just theory - that the body CAN, the body DOES renew itself! 1548-3

Another important principle relates to energy medicine, a new field for which Edgar Cayce was a pioneer. His readings consistently speak of the roles played by vibrations or vibratory forces - right down to the level of individual atoms. According to Cayce, there is a type of consciousness that exists in each atom. Although most of the passages about the atomic physics of healing seem rather esoteric, it might be easier to follow the analogy of the attunement of a stringed musical instrument. A violin or piano that is out of tune makes sour, discordant music - symbolic of disease or illness. Just as a skilled musician can bring the instrument back into attunement, we experience healing when our vibrations - right down to the atomic level - are adjusted in a correct manner. In essence, all healing is bringing the vibrations into harmony from within.

Balance among body, mind, and spirit is another key to Cayce's philosophy of healing. For healing to be complete and lasting, we must recognize and meet the needs of each of these three levels. Virtually no illness or disease can be treated successfully at only one of these three levels.

CANCER: BRAIN CIRCULATING FILE

What's more, Cayce affirms that the human body will naturally stay healthy - and even rejuvenate itself - if a kind of internal balance can be maintained. "Dis-ease" starts when one part of the body draws energy from another part. One portion of an organism may become overcharged with the creative life force, while another portion becomes undernourished. The result is a gradual disintegration of the body and the onset of illness.

The opposite of this sort of disintegration is rejuvenation. The readings assert that we are continuously rebuilding our bodies. Within any seven-year period, each cell is replaced. If we'll allow it, our bodies will transform any problem and resuscitate any condition. But our ingrained habits usually block this healing potential - the habits of action and, even more potent, the habits of mind.

What role do drugs and medicine play in the healing process? Cayce's philosophy clearly sees a place for them, but warns of misunderstanding how they work and of expecting more of them than is possible. Any healing method attempts to create an experience of oneness, in hopes of then stimulating a similar response in the body. For some people in some situations, a drug may be the best way to accomplish this - just as in other cases surgery may be the best way to stimulate healing. Medicines can be a practical application of the one life force. Occasionally they must be very potent in their reactions in order to get the patient through an acute illness. But Cayce from time to time encouraged people to consider the herbal formulas he recommended to be tonics and stimulants, rather than medicines.

The dangerous side of medicines is their potential to diminish the body's own healing work. This is what Cayce alluded to when he warned about "palliatives" that deceive the soul with half-truths and temporary relief. It's also what he meant when he warned that we shouldn't come to rely on any condition outside of ourselves that could be assimilated by the body inwardly. All of this is to say, take the medications prescribed by the physician you trust. Keep in mind this thought: what those chemicals can do is temporarily - and somewhat artificially - give your body an experience of greater oneness.

Healing that really takes hold and lasts must come from changing one's inner consciousness and vibration. That happens most effectively from consistent and persistent human effort (that is, engaging one's desires, purposes, and will) - something that pills all too easily allow us to skip.

These have been long-standing. Do not take the treatments just a few days, or even a few weeks, and expect to be well - and then revert to old conditions. But be consistent and persistent! Have periods when these will be taken (that is, ALL of those things indicated) for two, three to four weeks. Then rest by leaving them off a week. And then be just as patient and just as persistent as though you were beginning all over again. 976-1

Cayce's healing philosophy includes other insights that can help us avoid misunderstanding. For example, one principle states that the best treatment procedures sometimes cause a temporary worsening of conditions. If we didn't recognize this possibility, we might give up just before the benefits begin to appear. A closely related principle states that when a body is re-establishing its attunement, it tends to be more sensitive. Again, if we misunderstand that heightened sensitivity, we might not see the good that is slowly being effected.

The mind is a focus of other healing principles. The unconscious mind plays a role in many illnesses and diseases. One example of this is the karmic factor in

CANCER: BRAIN CIRCULATING FILE

health problems. Memories from previous incarnations, stored in the soul mind, can trigger problems in the body. Of course, we shouldn't go so far as to suppose that every health challenge has past-life roots; nevertheless, the perspective of reincarnation can help us understand what we could possibly be dealing with as we seek healing.

The familiar Cayce axiom, "Mind is the builder," leads us to wonder exactly which attitudes and emotions best foster healing. The readings emphasize several:

- Self-acceptance. As we rid ourselves of self-condemnation, we make room for healing forces to enter.
- Optimism and hope. We're encouraged to expect healing.
- Patience. It's much easier and quicker to destroy health than it is to rebuild it. We need to be willing to patiently invest whatever time is required.

Alongside these specific attitudes and emotions, we're invited to use the creative potential of visualization to stimulate our own healing. The mind's image-making capacity can be directed in such a way that we "see" the healing transformation taking place. This is not something that's accomplished in a single visualization session. Like all the Cayce health-promoting approaches, it requires persistence and works best in conjunction with other healing methods.

Perhaps the most important principle of the mind's relationship to healing concerns purposefulness. A person can experience temporarily an outer healing - that is, in the physical body only - yet still be spiritually sick. What cures the soul? A commitment to a purposeful life. Not just any purpose, but instead one that reflects care for other people.

On occasion a reading from Cayce would pose this question to the person who was ill: What would you do with your life if you were healed?

What would the body be healed for? That it might gratify its own physical appetites? That it might add to its own selfishness? Then (if so) it had better remain as it is. . . . But first the change of heart, the change of mind, the change of purpose, the change of intent. 3124-2

The position of Cayce's psychic source was simply this: Why correct the physical condition unless there's also going to be an inner correction? People who are looking for both inner and outer healing are the best candidates for restored health and vitality. In Cayce's philosophy, healing should equip us to be more useful to others.

With this ideal of service in mind, we might also wonder just how we can be channels of healing to others. What principles govern our efforts to be healers to those for whom we have concern? One principle is based on the spiritual connections that exist between all people. It states that as we bring the experience of oneness into our own consciousness, it can profoundly help someone else experience oneness, attunement, and healing. Cayce's way of putting it was, "...raising the Christ Consciousness in self to such an extent as it may flow out of self to him thou would direct it to." (281-7)

For this to be most effective, the recipient must desire such help and have requested healing prayer. Of course, we can always pray for someone, even if that individual hasn't asked us. But it's important that we not assume we know what's needed in any person's life. For one who hasn't specifically asked for prayer, we can

CANCER: BRAIN CIRCULATING FILE

simply offer prayers of protection and blessing, rather than try to direct healing energies to that person or for a specific condition.

It is also important to remember that each reading was given for an individual. It must be emphasized that no suggested treatments for any particular ailments should be “lifted “ from any individual reading and tried by another individual except under the supervision of and with the cooperation of a physician or licensed health care professional. However, there were many suggestions that were given over and over, and these can be studied to find how they apply to ourselves. These healing principles can be grouped in four categories that referred to as CARE.

Circulation – moving the blood around the body through therapies such as massage or spinal manipulation

Assimilation – encouraging the body to pull the proper nutrients from the food by eating the proper foods and in the proper combinations

Relaxation – taking time to rest and let the body recuperate and counterbalance the daily activities

Elimination – removing the waste products from the body through therapies such as sweats, colonics, and fume baths

For more information about CARE and recommendations on the lifestyle described in the readings, please see Dr. Harold J. Reilly’s *Handbook for Health*. There are also many verbatim collections of the readings in other Circulating Files, Research Bulletins, and Treatment Plans for individual diseases which may be purchased through Customer Service at 800-333-4499.

The A.R.E. is interested in having all the material in the health readings reviewed by physicians and health care professionals who also provide summaries of their findings in the hope that the information may prove beneficial to others. When time and finances permit it is planned to have all the information in the health readings read by one or more physicians and the subject matter summarized. Please send any feedback to

Library: Circulating File Desk

A.R.E.

215 67th St

Virginia Beach VA 23451 Or e-mail: CirculatingFiles@edgar cayce.org

To obtain health items mentioned in the readings, contact our official worldwide distributor, Baar Products at 800-269-2502 or Baar.com.

We do not advocate a do-it-yourself process. Please seek out the advice of a health professional before implementing any recommendation.

In summary, the Cayce readings remind us that our natural state is wholeness and health. An innate wisdom within ourselves knows what's needed for healing. We should expect to get well, and we should be willing to do our part to make it possible. “Those that expect little of the Lord receive little; those that expect much receive much - if they live it! “ 1424-1

Blessings,

A.R.E. Member Services Team

CANCER: BRAIN CIRCULATING FILE

INDEX OF READING 1365-1 M 63

| | |
|---|----------------|
| Appliances: Wet Cell: Tumors: Brain | Par. 9--13, 17 |
| CANCER: TUMORS: BRAIN | |
| Diet: Tumors: Brain | Par. 22 |
| Healing: Consistency & Persistency | Par. 2 |
| Intestines: Enemas: Eliminations | Par. 20 |
| LOCOMOTION: IMPAIRED | |
| Physiotherapy: Massage: Benzoin, Compound | |
| Tincture Of: Tumors: Brain | Par. 14--17 |
| : Cedar Wood Oil: | Par. 14--17 |
| : Oils, Russian White: | Par. 14--17 |
| : Pine Needles Oil: | Par. 14--17 |
| : Sassafras Oil: | Par. 14--17 |
| : Wintergreen: | Par. 14--17 |
| Prescriptions: Alcaroid: Assimilations | Par. 18 |
| : Caroid Bile Salts: Eliminations | Par. 19 |
| TUMORS: BRAIN | |

BACKGROUND OF READING 1365-1 M 63

B1. 4/20/37 wife's letter:

Mr. Edgar Cayce, Virginia Beach, Virginia

Dear Mr. Cayce:

I am interested in your readings for my husband, [1365] who had a tumor removed from his brain, (left side), September 23, 1935. A portion of the brain cell was also removed. Before the operation he suffered greatly and daily with a headache on this side of his head. And after suffering this way for about two years, I think, he began to lose use of his right arm, hand and leg. This was all gradual, and this was when he was informed by his physician that he had a tumor, and was advised to go as soon as possible and have it removed, which he did.

He underwent the operation with satisfaction and returned home, but has never been well since. He was at home four months after the operation, returning to his office work the last week in January, 1936. He is a stock broker, having been a telegraph operator some years ago.

Since the operation he has been gradually been losing the use of all of his limbs, he cannot write with his right hand, and has much difficulty in feeding himself sometimes. I have to bathe him and assist him in dressing and fix him comfortable when he lies down every time. His throat is effected too, his voice being weak and he has difficulty in talking, is always depressed and emotional, cries about himself often. Just can't seem to cheer him up.

He is anxious that you give him a physical reading, and I believe that you can help him if any one can. I have been told that the operation was only to give room for the tumor to grow. He sleeps well, has a good appetite. His right hand and right foot have been swollen ever since the operation and for the past two weeks, his left foot has swollen some, his neck is stiff and often aches.

TEXT OF READING 1365-1 M 63

This Psychic Reading given by Edgar Cayce at his home on Arctic Crescent, Virginia Beach, Va., this 30th day of April, 1937, in accordance with request made by the wife - [...], new Associate Member of the Ass'n for Research & Enlightenment, Inc., recommended by Miss [528].

P R E S E N T

Edgar Cayce; Gertrude Cayce, Conductor; Gladys Davis, Steno.

R E A D I N G

Time of Reading 4: 00 to 4: 15 P. M. Eastern Standard Time., Ky.
(Physical Suggestion)

1. EC: Yes, we have the body, [1365].
2. Now, as we find, while conditions are serious, there may be a great deal of help - if there is the response to the applications as we find that may be made; and if these are done in a persistent and consistent way and manner.
3. There have been and are the effects of separation of forces that form into broken cellular tissue; producing tumor.
4. So the effects or the activities of these upon the nervous system, the locomotion and the whole of the general system, have been and are altered according to the conditions that cause or produce this breaking or separation.

5. Hence we find that there should be the application of that not only to aid in distributing the pressures and in relieving the activities of these pressures, but of that also in the system to go more to the basis or the cause of the condition; producing better coagulation, better and more effective coordination in eliminations; thus aiding the circulation to create a more perfect balance in the system.
6. As has been indicated through the description given here, the pressures in the locomotary areas, the effects upon the mucous membranes that cause a creating of a swelling in the extremities and the loss of activity in other portions, arise from those very disturbances that have been indicated.
7. Then, while we would make specific applications (as we will give) for the first thirty-six days, after these are begun then we would give the further instructions or the changes - according to the effectiveness of these in the system, and that which as we find may prove to be a rehabilitation of the activities.
8. Thus we should be able to prevent this accumulation again in portions of the brain forces or pressures there that hinder so much in not only the sensory forces but in the activities of the locomotions and in the effectual activity of the circulatory system.
9. First we would begin with the use of the low electrical vibrations of the Wet Cell Appliance carrying both the Nitrate of Silver and the Chloride of Gold solutions; one used one day, the other the next day. The applications would be made in this manner:
10. One day the smaller anode would be attached first, to the 2nd cervical center - or that close to the base of the brain, 1st and 2nd cervical center, see? while the larger plate, through which the 10% solution of Nitrate of Silver passes, would be attached last, to the 4th lumbar plexus - or the locomotary plexus, see? this just above or just at the axis of the sacral - applied for thirty minutes only, every other day.
11. The next day the smaller anode would be attached first, to the 9th dorsal center; while the larger plate through which the Chloride of Gold solution passes (3 grains to an ounce of distilled water; that proportion) would be attached last, to the umbilicus and lacteal duct center - and the attachments are to be kept for forty minutes, every other day.
12. Preferably give these in the evening when the body is ready to retire, one given one day, the other the next day.
13. The Nitrate of Silver solution will tend to eat or destroy the lead connection unless it is taken from the solution immediately when each application is finished, and it is wiped off. Then fifteen minutes before it is to be applied (which is every other day, as indicated), put into the solution and in the connection, in the jar carrying the solution, see?
14. Each evening following the Appliance treatment, give a general massage with a combination of oils that will not only be absorbed by the body but will aid in eliminating destructive forces to the muscular activities or to the superficial circulation.
15. When such a massage is given, let the body lie prone upon the face. Begin in the central portion, or the 9th dorsal area, and massage in a gentle and

general circular motion along the cerebrospinal system towards the arms, you see; following out to the fingertips in both arms, from the point where the nerve forces direct to the arms; then from the base of the brain to where the connection has been toward the arms, see? Then begin at the 9th dorsal and go downward along each side of the cerebrospinal system, extending entirely to the feet, the lower limbs, the back side of the limbs especially but a circular motion with same. Take at least twenty to thirty minutes in giving such a treatment. If there is any superfluous portion of the combination of the oils left, these may be sponged off; but massage preferably just what the body will absorb - and then the bath given of a morning, rather than of an evening after the oil rubs. For such massaging, put together the oils in this manner:

16. To 4 ounces of Russian White Oil as the base, add - IN THE ORDER NAMED:

Cedar Wood Oil.....1 ounce,
Oil of Wintergreen.....1/2 ounce,
Oil of Pine Needles.....1/2 ounce,
Sassafras Oil.....1/4 ounce,
Compound Tincture of Benzoin.....1 ounce.

These will tend to separate, but shake together and - when ready to use - pour into an open container or saucer. Dip the fingers in same and massage as has been indicated.

17. It is very well also that this combination be massaged AROUND the body at the diaphragm, or the 9th dorsal center or area - which would include, of course, the area at which the Gold Solution is to be applied, or the attachment from same, at the 9th dorsal and the lacteal and umbilicus center, or just three fingers from the navel to the right, you see - where the plate is to be attached that passes through the Gold Solution.

18. At least three times a week take Alcaroid after the meals, that there may be a better assimilation.

19. Once or twice a week take the Caroid and Bile Salts Tablets for the activity of the liver.

20. Use enemas when there are not the proper eliminations through the alimentary canal.

21. Do these for the thirty-six days; then we would give the further instructions.

22. In the matter of the diet: Be mindful that the tuberous or bulbous vegetables are not used too much in the diet, or hog meat of ANY nature. No fried foods of any nature. The vegetables should be of the leafy variety, or those such as beans or lentils, or the various forms of greens that may be cooked. Also berries of most natures may be taken - but not too much of these may be taken - but not too much of these.

23. Do these, and then we would give the further instructions.

24. Ready for questions.

25. We are through for the present.

REPORTS OF READING 1365-1 M 63

R1. 9/9/68 Memo from Dr. C. Almon (M.D. fr. Switzerland visiting A.R.E.): "Page 1, par. 3 [1365-1, Par. 3] speaks of 'separation of forces' (cancer). Also wife's letter. leaves little doubt that this tumor was a malignant glioma, perhaps an astrocytoma."

CANCER: BRAIN CIRCULATING FILE

INDEX OF READING 3219-1 F 50

| | |
|--|------------|
| Ash: Animated: Cancer | Par. 8, 10 |
| Blindness: Cancer | Par. 14-A |
| CANCER | |
| Doctors: Dormire, Floyd: M.D. | Par. B1 |
| Electrotherapy: Ultra-Violet Light: Green Glass: Cancer | Par. 8, 10 |
| Headache: Cancer | Par. 13-A |
| Healing: Magnetic: Magnet: Cancer | Par. 11 |
| Sedation: Cancer | Par. 6 |
| Tumors: Brain | Par. B1 |

BACKGROUND OF READING 3219-1 F 50

B1. 9/18/43 Report by husband: "Operated on last Sept. 7th for tumor of brain. I was led to believe, by Dr. Dormire, that she would only live six months. It is now over a year and she is still living, but getting gradually worse. Can anything be done to help her? Suffers from headaches."

TEXT OF READING 3219-1 F 50

This Psychic Reading given by Edgar Cayce at the office of the Association, Arctic Crescent, Virginia Beach, Va., this 18th day of September, 1943, in accordance with request made by the husband - [...], new Associate Member of the Ass'n for Research & Enlightenment, Inc., recommended by Mrs. Benj. Gimbert.

P R E S E N T

Edgar Cayce; Gertrude Cayce, Conductor; Gladys Davis, Virginia White, Stenos. Mrs. [3219]'s husband.

R E A D I N G

Time of Reading 3: 55 to 4: 10 P. M. Eastern War Time., Va.

1. GC: You will go over this body carefully, examine it thoroughly, and tell me the conditions you find at the present time; giving the cause of the existing conditions, also suggestions for help and relief of this body; answering questions, as I ask them:
2. EC: Yes, we have the body here, [3219].
3. As we find, conditions are very serious.
4. There are those continued reactions from the violence of disturbance that has set up within the system itself.
5. These conditions may not be healed in the present, as we find, but may be made easier - and a prolongation of the experience in the present, if such is desired by the body.
6. To be sure, it is necessary to keep up the opiates, to keep down the pain.
7. But we would add these:
8. Each day take internally one-eighth grain of the Animated Ash (emptied dry on tongue and washed down with a little water). Ten minutes after this has been taken, use the Ultra-Violet Ray over the affected areas - only for a minute or a minute and a half, and have the green glass projected between the body and the Ultra-Violet light. Use only the Mercury Quartz Light, not the Carbon Light, and do not use this without the green glass. The Light would be about forty-two inches (42") from the body - over the areas affected - and the green glass about fourteen inches (14") from the body - a piece of green plate glass about 10x12" projected between the Light and the body.
9. This will bring ease for the body.
10. First take one-eighth grain of Animated Ash, you see. Ten minutes later apply the Light. Do this the same time each day - don't make it one time of morning and another time of evening, but each day at the same time.
11. Also to quiet the nagging pains at times there may be used a very heavy magnet over the areas where the distresses are indicated. Hold this very close, or upon the flesh of the body - it will, as it were, demagnetize the energies

CANCER: BRAIN CIRCULATING FILE

producing the irritation to the body. Do not use this oftener than twice a day, and then only for a few minutes - three at the most; one minute in the beginning.

12. These, as we find, offer the greater help in the present.

13. (Q) Can anything be done to relieve the headaches?

(A) All of these as indicated will tend to relieve the pain.

14. (Q) Can anything be done for the eyes, for vision - she is completely blind.

(A) Only that to ease the pain, you see.


15. We are through for the present.

(See explanatory sheet [which was enclosed] regarding the Animated Ash. An Ultra-Violet Mercury Quartz Lamp If everything is not clear, get in touch with Mae Gimbert Verhoeven and let her help you interpret and apply the information. GD)

REPORTS OF READING 3219-1 F 50

None.

More Information on Other Alternative Approaches



In writing this in-depth book, author Tanya Harter Pierce interviewed scores of people who outsmarted their cancer and went on to live normal healthy lives. Read their real-life stories and how they completely recovered from lung, breast, prostate, colon, kidney, brain, bone, pancreatic, lymphatic, and other types of cancer using non-toxic approaches.

In an easy-to-understand conversational style, Pierce also presents sound scientific evidence supporting alternative cancer therapies, and explains why they are so effective.

<http://www.outsmartyourcancer.com>

Make sure to get the 2nd edition

Why Not Evaluate Alternative Treatments For Cancer? What Have You Got To GAIN?

Below are brief descriptions of each alternative approach discussed in the book *OUTSMART YOUR CANCER*. For a more in-depth understanding, real-life case stories, and instructions on how to obtain each of these treatments as well as their approximate costs, please refer to the full-length book, *Outsmart Your Cancer: Alternative Non-Toxic Treatments That Work*.

The Hoxsey Therapy

Currently, this herbal approach to cancer, involving an internal tonic, a topical salve, and a topical powder, can be obtained in its original form from Mexico. But for decades it was a thriving successful cancer treatment in the U.S. It was the first widely used non-toxic cancer approach, but was so heavily opposed by the American Medical Association that it was finally forced out of the United States in the 1950's. Melanomas and lymphomas are considered the best responders to this herbal approach. The treatment is inexpensive and, for most effective results, the main Hoxsey clinic in Mexico should be consulted.

Essiac

A cold herbal tea, Essiac was first obtained from a Native American shaman in Canada. Based on age-old traditions, this combination of herbs has proven successful for thousands of people with cancer over many decades. It was eventually rigorously tested and endorsed in the United States by President Kennedy's personal physician, Dr. Charles A. Bruschi. Essiac is currently mass-produced in a variety of forms and by a variety of companies. Many people have continued to experience success with it for cancer, but, as with any mass-produced herbal treatment, finding a good quality product is extremely important. Combining Essiac with some other alternative cancer approaches has also proven helpful for many cancer patients. (However, it cannot be combined with Protocol.)

The Gerson Method

This is probably the most difficult alternative treatment for cancer patients to carry out, but it is still achieving great results for many people. Dr. Max Gerson's method is a nutritional approach that involves very strict dietary changes, frequent juicing of fresh, organic fruits and vegetables, daily coffee enemas, and an array of supplements and other procedures. The Gerson Institute in southern California, or other certified clinics, start people out with instruction on the method, then this treatment can be continued at home.

Laetrile

This alternative treatment for cancer is possibly the most misunderstood by the public, as a result of massive misinformation propagated by the cancer industry and press decades ago. However, it is still being successfully used to treat cancer in Mexico as well as in a few places in the U.S. Intravenous treatments along with other nutritional supplementation (and sometimes other adjunctive treatments) are usually combined for best results.

Dr. Kelley's Enzyme Therapy

Two physicians in New York, Dr. Gonzalez and Dr. Isaacs, are working together to treat cancer patients with this approach and are having great results. The treatment centers around taking high doses of special enzymes that can only be gotten from these physicians. It is a rigorous nutritional/dietary approach, involving strict diet, up to 150 pills a day, and regular coffee enemas, but is not quite as difficult as the Gerson approach.

Burzynski's Antineoplastons

At his professional clinic in Houston, Texas, Dr. Stanislaw Burzynski heads an impressive team of physicians where they treat cancer patients with an innovative non-toxic approach called "antineoplaston therapy." This treatment is unique and can only be obtained at this clinic and one other location in Mexico. It is the most expensive alternative cancer treatment (averaging around \$7,000 per month), but boasts a good track record for many types of cancer. For a number of years now, the FDA has been supervising clinical trials at the Burzynski Clinic, and this restricts the administration of antineoplaston therapy to only certain cases. However, anyone with cancer can call the clinic, set up a consultation, and find out if they qualify for entering a trial. If not, Burzynski's group offers some other innovative methods for treating cancer as well.

Protocol®

This unique liquid formula is one of the easiest and least expensive alternative approaches to cancer, yet may be one of the most successful. Protocol is non-toxic and, because it is so easy to use, is often ideal for administering to small children with cancer or the elderly. It was developed by a chemist to interfere with the anaerobic functioning of cancer cells. The fact that cancer cells obtain their energy primarily through anaerobic means (glycolysis) was proven in the 1930s and 1940s by two-time Nobel Prize-winner, Otto Warburg. Since all healthy cells in the body

use aerobic functioning, Protocol leaves healthy cells unharmed. In 1990, the National Cancer Institute tested this formula (under its previous name of Cancell®), and the results showed it to work better than chemotherapy on a large variety of cancer cells lines. *Outsmart Your Cancer* is the only source in print to present the history, theory, and correct usage of Protocol, and it also presents 16 inspiring testimonials from cancer patients who used it successfully to fight their cancer. (see below)

Hospital Santa Monica

This in-patient hospital in Mexico, run by Dr. Donsbach, is a professional setting that focuses their cancer treatment around various oxygenation therapies. Just over the San Diego border, this modern facility is an option for people who want around-the-clock supervision in a hospital setting. Doctors and technicians are trained to administer a variety of non-toxic approaches, with the three main treatments being Hydrogen Peroxide, Ozone, and Hyperbaric Oxygen.

Flaxseed Oil and Cottage Cheese

Flaxseed oil and cottage cheese, combined in the right way, are the mainstay of this dietary approach to cancer. Developed by the brilliant German biochemist, Dr. Johanna Budwig, it has been used very successfully by thousands of cancer patients. This approach is based on the fact that flaxseed oil is one of the highest sources of omega-3 and omega-6 fatty acids and cottage cheese is one of the highest sources of sulphur-based proteins. Taken together, the fatty acids bind to the sulphur-based proteins, which results in optimum transport of the fatty acids to cancer cells. The underlying concept is that the omega-3 and omega-6 fatty acids repair the damaged cell walls and chemical communication of the cancer cells to the point where they normalize. Dietary restrictions and extra supplementation is also recommended. People with many different types of cancer have responded well to this method, but prostate cancer appears to show a *particularly* good response to this approach.

The Rife Machine

Possibly the most impressive method of defeating cancer ever developed, this technology was developed in the 1920s and 1930s by one of the true geniuses of the 20th Century, a microbiologist named Dr. Royal Rife. It involved aiming specific sound frequencies (piggy-backed onto a particular carrier wave for deep penetration) at cancer patients to kill their cancer. The treatment was so easy and non-toxic, it merely involved a 3-minute treatment every other day.

Documented cancer recoveries that resulted were phenomenal. However, this approach was finally suppressed to the point where it is virtually impossible now to find a Rife Machine that uses the same technique and specifications of the original technology. Since many machines are being produced today that claim to be authentic, yet are not truly effective, it is important for cancer patients to know about the history and issues revolving around this particular treatment approach.

714X

Another unique approach, 714X is an injectable treatment developed by the French biologist, Gaston Naessens. Also considered one of the geniuses of the 20th Century, Naessens discovered details of the connection between micro-organisms and cancer that had never been understood before. He also discovered that cancer cells need more nitrogen than normal cells and that they produce something he named "Co-carcinogenic K Factor" (CKF) which masks the cancer cells from the immune system. His aqueous solution, called 714X, was specifically created to target these and other common aspects of cancer cells. Many amazing cancer recoveries have occurred for people using this relatively inexpensive approach, which can currently be ordered from a company in Canada. Refer to book for more details.

Cesium High pH Therapy

A truly impressive approach to killing cancer, Cesium High pH Therapy was originally developed by a brilliant American physicist named Keith Aubrey Brewer. Like Protocol, it targets the anaerobic aspect of cancer cells, but in a different way. Cesium is the most alkalizing common mineral, and is also readily taken up by cancer cells. The correct usage of cesium results in "alkalizing cancer cells to death," so-to-speak. Using cesium alone, however, will create a potentially dangerous potassium deficiency in the body, so sufficient potassium must always be supplemented along with cesium. Originally, a powdered form of cesium, that was difficult for the body to process out, was used. Recently, a liquid ionic form of cesium and potassium have been developed. This new development provides for even more effective and safe usage of this powerful cancer treatment approach.

* * *

Protocol – Information and eBooklet

The following is a brief description of PROTOCEL. For a more in-depth description, see <http://www.outsmartyourcancer.com/ebooklet.asp>.

Introduction

Protocol is a non-toxic liquid formula that thousands of people in the U.S. have used to successfully rid themselves of cancer. It was developed by an American chemist, Jim Sheridan, who first conceived of it in 1936. He spent the following fifty years improving the formula, studying its effects on mice with tumors.

Originally, Sheridan called his formula Entelev, then a slightly modified version of it was named Cancell. Since 1999, the formula has been produced as a dietary/nutritional supplement under the name of Protocol. The exact same formula is also currently being sold in Australia under the original Entelev name.

History and Theory

Protocol was developed specifically as a cancer treatment and designed to target the anaerobic cell respiration of cancer cells. The principle that cancer cells are primarily anaerobic was proven by the Nobel Prize-winning biochemist Otto Warburg. Warburg was the first scientific expert to put forth the idea that cancer cells do NOT use oxygen in their main method of producing energy and claimed that this was the prime difference between cancer cells and normal healthy cells.

Jim Sheridan discovered a unique way to capitalize on this prime difference. He designed Protocol to interfere with the less efficient cell respiration of cancer cells to the point where the cancer cells could no longer produce enough energy for themselves to survive, thus allowing Protocol to target cancer cells while not harming the body's normal health cells. (More details on the theory of how Protocol works are presented in *OUTSMART YOUR CANCER* and the *Protocol and Cancer* eBooklet.)

After decades of work perfecting his formula, Sheridan was able to achieve a complete cure rate of about 80% on lab animals with cancer. Human cancer patients started using his formula in the 1980s and many late-stage metastasized cases had remarkable recoveries. Since then, people battling virtually every type of cancer have used Protocol with success.

Though Protocol is NOT a "magic bullet" that will cure everyone, there continue to be astounding recoveries – oftentimes in people who have been given no hope of cure from conventional medicine. Some of the fastest-responding types of cancer may be the childhood leukemias (especially the acute forms), cervical cancer, colon cancer, bladder cancer, basal cell skin cancers and aggressive astrocytoma brain tumors. But Protocol has also been known to bring about complete cures for breast cancer, prostate cancer, lung cancer, brain cancer, lymphomas, kidney cancer, liver cancer, pancreatic cancer, and melanoma, among others. (To read 16 inspiring case stories of cancer recoveries, see *OUTSMART YOUR CANCER* or the *Protocol and Cancer* eBooklet.)

Other Uses

As described earlier, Protocol works by interfering with the cell respiration (energy production) of anaerobic cells. Cancer cells happen to be primarily anaerobic. But there are other types of anaerobic cells in the body as well that are not necessarily cancer cells. These are always damaged cells in one way or another and often are involved in conditions such as auto-immune disorders and viral infections. Thus, people have also had success using Protocol to recover from many different chronic illnesses such as arthritis, psoriasis, ulcerative colitis, Crohn's disease, multiple sclerosis, and viral conditions. Of these, the intestinal disorders and viral conditions tend to be the fastest responders, with multiple sclerosis and other auto-immune disorders taking longer.

Usage

There are two formulations of Protocol: **Protocol Formula 50** and **Protocol Formula 23**. These are only slightly different variations of the same

formula and either will work for most conditions. But the 50 is preferred by many people for certain diagnoses and the 23 is preferred for others. Since individuals may respond better to one or the other, having two versions allows people more control over their own recovery. Protocol Formula 50 is taken at about $\frac{1}{4}$ teaspoonful 4 times a day (spread out evenly around the clock) and the Formula 23 is taken at about $\frac{1}{4}$ teaspoonful 5 times a day (spread out evenly around the clock). For optimum results, **never going more than 6 hours between any two doses** is recommended. This means that people using Protocol for critical life-threatening situations will usually get up in the middle of the night to take a dose.

Because Protocol works in a different way than other approaches, by interfering with the cancer cell's ability to produce energy for itself, supplements that raise cellular energy are to be avoided. This means that people using Protocol should **avoid supplementation of vitamin C, vitamin E, CoQ10, and selenium, among others**. Taking these types of supplements can work against Protocol's action. (For more details about dosing and to read lists of supplements that are either compatible or incompatible with Protocol, see *OUTSMART YOUR CANCER* or the *Protocol and Cancer* eBooklet.)

In *OUTSMART YOUR CANCER*, there are four lengthy chapters on Protocol and these four chapters are also available by themselves in the form of the *Protocol and Cancer* eBooklet offered on this website.

See: <http://www.outsmartyourcancer.com>

From the above website (free audio is available there):

Childhood Brain Tumor



At just 18 months old, little Dylan started exhibiting the following serious symptoms: of right eye turn, facial droop, drool, difficulty balancing, and difficulty swallowing. After medical examination, he was diagnosed with inoperable brain cancer – a type of tumor in his brainstem called diffuse pontine glioma. Specialists offered no hope and recommended no treatment. Instead, hospice was recommended to keep him comfortable for the short time he had left. After going to more doctors, Dylan's parents finally found one

who was willing to administer radiation to try to prolong Dylan's life. Two weeks into the radiation treatment, Dylan was also started on Protocol. The first post-radiation MRI revealed that the tumor had reduced 75% in size. The doctor, who happened to be one of the leading pediatric oncologists in the country, was amazed. He did not think radiation alone could have achieved that kind of shrinkage. (Radiation works synergistically with Protocol.) Over time, ALL of Dylan's symptoms disappeared. At 6 months after diagnosis, Dylan was looking and acting like a normal toddler, with no appearance of anything wrong with him. Now, in early 2007, Dylan is 4 $\frac{1}{2}$ years old and functioning in school with no difficulties at all. His parents have continued to give him Protocol every day, just to be on the safe side. (23 min.)

Childhood Brain Tumor



This impressive long-term success story started in September of 1996, just after Scott had turned 4 years old. Little Scott started having partial seizures. Scans and other tests showed that Scott had a slow-growing brain cancer, which was diagnosed as **astrocytoma**. The pediatric oncologist recommended surgery followed by chemotherapy. But the tumor was in Scott's speech and comprehension area, so surgery was full of risks to his future ability to speak. Scott's parents had heard about Protocol and decided to use that instead of conventional surgery and chemo. After about 3 months on Protocol, Scott's seizures stopped and he was able to be taken off his anti-seizure medication. Over more time, the tumor gradually shrank and highlighted less and less on scans. Finally, the doctors weren't sure if there was any tumor left. Scott is now 14 years old (end of 2006), and has excelled in school and all other areas, while living a completely normal life. (22 min.)

Non-Hodgkin's Lymphoma of the Brain



Dentist, Dr. Bob Rassie, tells his wife's story of recovering from lymphoma of the brain. 3 years ago, when Georgiana was 57 years old, she was diagnosed with **non-Hodgkin's large cell lymphoma** and underwent surgery to debulk her very large 6.7 cm brain tumor. However, the surgeon could not safely remove all the cancer, so follow-up chemo was recommended was recommended. This treatment was ineffective, so a new procedure was started called "BBBD" (Blood Brain Barrier Disruption) to weaken the blood brain barrier and allow an oral chemo to get through. Georgiana also found out about Protocol and used that along with the oral chemo. Finally, the cancer started diminishing and she was able to stop the oral chemo before the cancer was all gone and just use Protocol from that point. The cancer in her brain continued to reduce after stopping all conventional treatment and all her scans and other diagnostics have completely clear for a year now. (16 min.)

Since Protocol® became available, people have used it to battle virtually every type of cancer. Some of the fastest-responding types of cancer may be the childhood leukemias, cervical cancer, colon cancer, bladder cancer, and aggressive astrocytoma brain tumors. But Protocol has also been known to bring about complete cures for breast cancer, prostate cancer, lung cancer, other types of brain cancer, lymphomas, kidney cancer, pancreatic cancer, melanoma, basal cell skin cancer and others. <http://outsmartyourcancer.com/ebooklet.asp>

Scotty Potrykus's Testimonial: Brain Tumor

<http://www.elonnamckibben.com/testimonials/scotty-potrykus.html>

God's Grace for Scott and Our Family:

The Testimony of Scotty Potrykus

by Paul and Judy Potrykus

Scotty age 4 - cute isn't he?



In September of 1996 Scott had just turned 4. He was a gentle, trusting compliant child. He was active and we thought, perfectly healthy. He had finished his last round of all the immunizations available (We didn't know the hazards then, and thought we were doing the best thing.) Then the first strange behavior happened. He came running out of the bathroom and told us the lights had flashed and a picture fell on him. We checked, nothing was out of place. A couple of weeks he had a blank staring spell, with baby like mumbling and exhaustion. We thought he was tired and daydreaming, but I called my sister, Nancy (What a blessing having a doctor in the family.) She didn't give me the "its no big deal response." She told me to bring him into emergency right away. The Cat scan and blood work showed nothing. She told me we should see a neurologist to be sure, though he seemed OK. But, before I left the Emergency room parking lot he started the gibberish and blank stare again, this time he added an arm wave like he was trying to catch a star. I ran him back into the Emergency room. Now I was scared and crying. We set up the appointment and the "hospital test carousel" was in motion.

The Neurologist told us she saw imprints of previous seizure activity, but would need him to wear the lead wires for 24 hours to capture a seizure. It looked like epilepsy! We were stunned. We couldn't sleep at night fearing we would miss him seizing and he would hurt himself. They diagnosed him with complex partial seizures stemming from his left temporal lobe. They prescribed Tegritol an anticonvulsant medication. I read up on epilepsy and the medications. Tegritol could cause liver damages behavioral problems and was considered carcinogenic, but they told us if we didn't control the seizures the brain would teach other parts to seize leading to grand-mal seizures. I felt like I was giving my son poison. I looked into a controlled diet (the Ketogenic diet). The Neurologist told us it is was too hard to stick to. Then, after the results of his next test, a MRI (magnetic brain scan) they threw the diet idea out the window. The seizures were originating from the sight of a brain tumor. We thought each doctor's call was supposed to bring closure, hope, and good news. The news just kept getting worse. Our neurologist was referring us to a team of doctors in Detroit and, she wanted us to see an Oncologist! The tumor was diagnosed as a low-grade astrocytoma in his left temporal lobe. Nancy interpreted: a slow growing malignant tumor in the speech center of his brain. The Medical team talked about more tests, brain surgery and Chemotherapy. I talked with my bible study group, prayed, and they added Scott to the prayer list at Church.

CANCER: BRAIN CIRCULATING FILE

Pre surgical testing began. More EEG's, with spinoidal taps (they lie when they say the insertion is painless), WADA test, pet scan, neuro-psychological evaluation...

The physicians buzzed with plans. After the WADA test, they would do a brain flap, and then resective surgery, followed by a small dose of Chemo and monitor him with a MRI every 3 months to start. How did surgery Dec 12th sound to us????? Not good at all!! We asked a million questions. They gave us two prior patient's phone numbers to reassure us of the surgery safety.

The first call was to the mom of a 6 year old girl who had surgery for epilepsy twice already and was having repeat surgery with a major dependence on post-surgery drugs. Her mother said she was old enough now, to know what was coming and to not want to do it. She suggested we take a lot of Valium to get us through the ordeal. The second referral was a 10-year-old girl who had undergone the brain flap grid test prior to removing a benign tumor. Her mother warned us to be constantly by our child's side to be sure that he would get enough pain medication. "No one should have to suffer that much pain." she said. We were not comforted, or convinced this was the right thing to do.

The neuro-physiologist tested Scott's abilities in different areas. He told us that he had a very high IQ and was above average in most areas except speech. He suspected, that was due to the tumor in his speech center. He endorsed the surgery and then looked at us as if needing to convince us of the seriousness we already knew, and said "Your son as you know him is no longer an option to you". Did he realize the impact of what he had just said? Did he know a knife through our ribs would have hurt less. I felt my throat constrict and tears filling my eyes and then I heard that gentle voice inside say, "He does not have the same hope as you. He does not know what God can do;" 2 Corinthians 1:9 " Indeed in our hearts we felt the sentence of death. But this happened that we might not rely on ourselves but on God who raises the dead." (The same verse God gave my friend Val diagnosed with stage 4 Breast cancer.) Val and I were in awe that God would give us such a verse of comfort. OUR GOD RAISES THE DEAD!! And there is more: Vs 10-22 "He has delivered us from such a deadly peril, and he will deliver us. On him we have set our hope that he will continue to deliver us as you help us by your prayers." God held us in his hands by the many people who were praying. My favorite verse gave me sanity. Proverbs 3: 5 "Trust in the Lord with all your heart and lean not on your own understanding, In all your ways acknowledge him and he will direct your path." He would show us a way.

Friends and Family sent out requests for prayer. People we had never met, saw Scott's name on a prayer card and wrote us a letter encouraging us to look at alternatives to traditional medicine. They said they had a long history of cancer in their family and had researched alternative medicine since they saw better results. It sent us on a whole new journey. Many of the things we found were healthy but not cures. Some were so extreme that we were simulating life in a bubble and it drove me near insanity. I prayed that God would bring information to us through Paul. He is more skeptical and precise. That would be better than trusting my anxious heart. God worked in Paul's life. He began a miraculous journey of discovery. God led him though many doors, mounds of information,

CANCER: BRAIN CIRCULATING FILE

and testimonies from people who had used Entelev/Cancell/Protocol. A formula developed by a Christian research scientist. We read about it and talked to many people that were cancer free after using this formula, even people who had been sent home by their doctors to die. We gathered as much information on it as we could. We visited the family of the only other child we could find who had used this treatment; a little girl who had liver cancer at age 2. The family had declined Chemotherapy fighting a huge battle with their doctors and gave her Cancell instead. At age 6, she was still clear of cancer, healthy, and a lovely piano player to boot. They were a wonderful family and had reached their decision with much prayer. This formula was nontoxic. Nancy (Doc. sister) checked it out. She wasn't sure it could help, but comfortable it wouldn't hurt. She understood what our traditional medicine choice entailed.

We started Scott on the formula (a small bottle of the original Cancell from Tony Bell and a supplement of a knock off of the formula) in December and postponed his surgery. I took the formula with Scott. We wanted to be sure we would know if there were side effects. When our medical team questioned us we insisted on a backup MRI to see if the tumor was growing. I reasoned with them that in my field of work we compared timed data before making a decision. After only 3 weeks on the formula we got our second MRI. We prayed the tumor would be gone and so would our association with hospitals and tests.

The tumor was still there, unchanged. We talked with a Tony Bell (a Ph.D. Chemist following the formula) and he assured us no growth was progress with the voracious astrocytoma. He suggested getting another MRI after 3 months. THREE MONTHS!! How would we ever get the doctors to buy that one. Nancy warned us that if we continued to put the medical team off, they would consider us as declining care. We prayed earnestly for God to show us that we were doing the right thing for this little boy we loved so much and who trusted us. I prayed desperately, "Lord you have to hit me with a lightning bolt or something so I know this is the right thing to do. Help us get three months if this is the right thing". The next morning our Nurse representative to the medical team called. She told me that the head neurologist on our son's case was going on a THREE MONTH sabbatical to China and asked what we wanted to do. (Well besides jump up and down and praise God) I told her we preferred to wait for her return rather than to switch our doctor midstream. God had answered my prayer, and given us confirmation and time.



Scotty age 11 After the three months had passed Scott's MRI showed no tumor growth and the Spectostrophy test was echoing back what seemed to be normal brain tissue. His neuro-psychological evaluation came back with his speech improved to the level of his other capabilities. We had weaned him off his epilepsy medication with no seizures. The head of Radiology (a mother with 3 boys of her own) gave us good direction. Doctor to doctor with my sister she explained that the team would test him until they could justify surgery if we let them, but if it was her son, she would just monitor him every 6 months.

CANCER: BRAIN CIRCULATING FILE

And so we have, for 7 years now. Scott is now 11 (2003) and after the last MRI the doctor said he would check us in 3 years, and that he doesn't understand (remember is more accurate) why we would worry since the scans now just look like left over scar tissue.

Scott continues to do well in school. He excels in reading and spelling. His spelling report can make me cry, because God has been so merciful to us. He has started to take the Protocol once a month every 6 months and continues to have no symptoms. Thank you, everyone, for your prayers, "that he will continue to deliver us as you help us by your prayers. Then many will give thanks on our behalf for the gracious favor granted us in answer to the prayers of many. 2 Corinthians 1:10-11. We have been so blessed by the Protocol formula and even more by the awesome people we have met in the process. We pray God's blessings for all we encounter with cancer.

Thank you, Paul and Judy Potrykus



Scotty today — healthy and happy

Georgeanna Rassie: Brain Tumor

I was first diagnosed with a brain tumor in November of 1994. I had surgery after four days of steroid therapy to shrink the tumor (reduce the swelling). The tumor was 6x7 cm, and was located in the left forebrain area. Surgery removed this area in the center of the tumor to 3x2 cm. The tumor was diagnosed as a large cell lymphoma (B-CELL). This was followed by chemotherapy (systemic treatment) for approximately four months; being treated for a week and then recovering for three weeks.

After the last systemic treatment at University Hospital Ireland Cancer Center, we were treated at the Cleveland Clinic for the BBBB procedure. The BBBB procedure is a process where a catheter is run up in the artery to the C-6 vertebrae in which a 5% mannose solution is used to shrink the blood/brain barrier membrane. Then the chemotherapy drug is introduced to the brain at a much higher concentration than the systemic was. The tumor was gone during this therapy, but came back after the second month. A different chemical was used, but the tumor still grew.

CANCER: BRAIN CIRCULATING FILE

The first chemical was Methotrexate and the second chemical was carboplatin. We then went to the oral drug Temindor. At that time I was introduced to Protocol®. I began taking the Protocol® with the Temidor. I was also taking a vitamin supplement at that time. The tumor again came back.

I was informed that the vitamins I was taking was way too strong in vitamins C and E, which made the cancer cells resistant to Protocol®. So, I stopped taking the vitamin supplements and increased my dosage of Protocol® to 1/3 teaspoon, and shortened the time between doses to four hours instead of six hours.

The tumor is gone, and remains so for the past seven months. My last MRI proved that. I have been clear of cancer for the past seven months.

I am still taking the Protocol®, but will stop for three months, then go back on it for three months. I feel as though six months of taking Protocol® is a long enough time because I am post cancer free.

I have had no ill effects from taking the Protocol®, but the chemotherapy treatments really did beat up my body physically and mentally. The cancer was only in my brain, but is now gone.

I did do other things to help my body's immune system, such as juicing and drank and ate only chemical and hormone free organically raised foods.

Sincerely, Georgeanna Rassie

Felicia Guajardo, Florida, Medulloblastoma

Sharing about our daughter's cancer

We are delighted to share our testimony. Our daughter, Felicia, was diagnosed at 18 months old with Grade IV Medulloblastoma. We were told on October 25, 2002, that Felicia might not even make it through the night because the tumor had grown into the respiratory section of her brain!

Felicia had a complete resection in the posterior portion of her brain 2 days later on October 27th. After her initial recovery and secondary meningitis infection, we were told by the oncologist that "the life of the tumor is to grow back again within 6-11 months and become fatal" and they had no experience with a female that young at the age of diagnosis.

After much prayer and research we declined the oncologist's offer for conventional therapy (chemotherapy and radiation). This was a challenging decision for us but there was NO proof that their conventional therapy was curative, and might only possibly be life extending with an uncertain quality of life. The doctors said Felicia had a 10% chance of living through the first year. For the following four months we had Felicia on Samento, which led us onto Protocol.

We were thrilled to start Protocol because our one-year old would ingest it and we were certain after reading the research that it would support the healing her body needed. The effects of Protocol were clearly understood and it thrilled us to have it cross our life's path.

CANCER: BRAIN CIRCULATING FILE

Felicia's first year post-op MRI's were negative for regrowth. We used Procel around the clock for the first year and continued the following two years for the daytime dosages. Felicia had negative MRIs since starting Procel!!!! The tumor NEVER grew back as promised by the oncologists.. As of today, she is 8 1/2 years old and is just like any other girl her age. We know God led us to Procel and we are certain God has a beautiful plan for Felicia's life!

Lisa and Jerry Guajardo, November 2009

Other Books on Alternative Approaches to Treating Cancer

Cancer-Free: Your Guide to Gentle, Non-toxic Healing (Second Edition)
by Bill Henderson, <http://www.beating-cancer-gently.com/buybook.html>

Cancer Medicine From Nature: The Herbal Cancer Formulas of Edgar Cayce and Harry Hoxsey by Roger Bloom [Look for updated and expanded edition: *Cancer Healing from Nature*]

German Cancer Therapies by Dr. Morton Walker

Killing Your Cancer Without Killing Yourself: Using Natural Cures That Work!
by Allen S. Chips, DCH, PhD

The Miracle Mineral Supplement of the 21st Century (Second Edition) by Jim Humble [Download part one of this book for free at:
<http://www.miraclem mineral.org/part1.php>, also see <http://www.drhealth.com/>]

Brain Tumor

http://www.holisticcancersolutions.com/brain_tumor_report.htm

The treatment of brain tumors is restricted to procedures and medications that are able to cross the BBB (blood/brain barrier).

There are drugs that can temporarily force open the BBB in order to get chemotherapeutic substances through, but the procedure is not without serious risk, and the effect of chemotherapy - as well as radiation treatment - on the healthy cells of the brain can be devastating.

In this report, we will take a look at the protocols listed on this web site from the viewpoint of brain tumor patients.

[DMSO](#) has three advantages for brain tumor patients. First, it is easily capable of crossing the blood/brain barrier. Second, DMSO is a powerful anti-cancer drug. It is being used intravenously as a primary agent in a [clinic](#) (by medical doctors and oncologists!) in Tulsa, Oklahoma, with great success against glioblastoma, as well as against many other cancers. Third, it is a great carrier of other substances. For example, it can carry sodium bicarbonate to cancer cells in the brain, where the S.B. will kill the microbial presence that is active in the fermentation-based metabolism. Fourth, DMSO selectively targets cancer cells, while ignoring healthy cells.

[Ruta6](#) is a homeopathic remedy with an awesome reputation. Read the report for further information. It is a very new concept in North America as a brain tumor treatment, but its fame is spreading fast. Many people are skeptical about homeopathy. It is completely beyond their ability to grasp the idea that a remedy can act on the human organism without containing an active and observable biochemical agent. Yet, in the report you can read documented clinical results, published in some of the most reputable peer reviewed scientific journals. This harmless and very inexpensive protocol is so new that very few people heard about it even among holistic practitioners.

When the 5-year survival rate with glioblastoma is 3-4%, and the long term survival is zero, the headline of a report, *6 of the 7 glioma patients showed complete regression of tumors*, published in the INTERNATIONAL JOURNAL OF ONCOLOGY, definitely demands our full attention. Some people are skeptical about homeopathics. There are times when one can afford to be skeptical, and there are times when one should forget about personal opinions, and run to the nearest place where the remedy is available.

[Sodium bicarbonate](#) carried by DMSO, administered intravenously, is one of the newest approaches to brain tumor treatment. Please read the report.

[Cesium treatment](#), potentiated by DMSO. David W. Gregg, Ph.D., medical research scientist, writes at <http://www.krysalis.net/cancer4.htm>:

"Cesium treatment of cancer has demonstrated considerable merit and has even greater potential. It acts as a toxin, with its cancer selectivity depending on cancer's anaerobic metabolism. Thus, it should be effective for all forms of cancer. Unlike other chemotherapy drugs, it should cross the blood-brain barrier and thus be equally effective for brain tumors as for other cancers."

This is also a treatment protocol that is safe, relatively inexpensive, and suitable for home treatment. A very careful study of the treatment is strongly recommended.

[Artemisinin](#) is able to cross the BBB. It has been used successfully with brain tumor cases, although its anti-cancer application is very new. Most doctors have never heard of the substance being used against cancer. Artemisinin is FDA approved against intestinal parasites and against malaria. It is extremely selective to cancer cells. According to its developer, Dr. Lai, *"the new artemisinin compound was 34,000 times more potent in killing the cancer cells as opposed to their normal cousins."* It is taken orally, in capsule form, although your physician may have access to intravenous artemisinin.

[Ellagic acid](#). It is believed that ellagic acid is able to pass through the blood/brain barrier, although there are no definitive studies to prove this. However, ellagic acid does combine with glucose, and glucose does pass through the BBB. Ellagic acid is a very powerful anti-cancer agent. At the same time, it is completely non-toxic, doesn't cause side effects, and it is inexpensive. It could be an effective adjunct to other brain tumor therapies.

[Squalamine](#) does not kill cancer cells; it is an angiogenesis inhibitor; it prevents the growth of new blood vessels. Without new blood vessels, a tumor cannot grow. Squalamine is capable of crossing the blood/brain barrier, and it can stop the further growth of brain tumors.

[Poly-MVA](#) also crosses the BBB. It is a powerful anti-tumor agent, without any side effects. Poly-MVA is cytotoxic, without harming healthy cells. It is an important medication to fight brain tumors.

Intravenous [ozone](#) therapy can greatly assist a brain tumor treatment protocol. It will not eliminate the cancer all by itself, but as part of the therapy, it will enhance the overall therapeutic value. The benefits of intravenous ozone are not marginal; it is a primary cancer fighting agent. It should not be combined with Cesium, with Cantron/Protocel, or with vitamin C.

Intravenous [vitamin C](#) infusion should not be done on the same day when ozone treatment has been given. The two treatments may cancel each other out. Intravenous vitamin C is a powerful cancer fighting agent. There are cancer clinics where it is regarded as their primary anti-cancer treatment. It is entirely benign, non-toxic, and without any harmful side effects. Do not combine it with Cesium, or Cantron/Protocel without consulting the vendor, or an expert guide.

[Cantron/Protocol](#). These substances have a well-proven record of being very effective in brain tumor cases. Always consult the manufacturers before combining them with any other medication. Ruta6 is an exception from this rule, being a homeopathic remedy.

Having read the information on this page, you may want to ask, Why not Insulin Potentiation Therapy? It is a good question, and the answer is simple. While insulin and glucose are able to cross the blood/brain barrier, chemotherapeutic drugs cannot. True, insulin potentiation could still work with sodium bicarbonate, ellagic acid, etc., but the same result can be obtained much more simply with DMSO.

The cancer patient must not trust any of the above treatments as a permanent solution. The cancer may become clinically undetectable and asymptomatic, but 6, 12, 15 months later, the tumor(s) may emerge again. I have seen it happen too many times. Continuing the same treatment, even after the cancer is in remission, may or may not help. The cancer may learn to resist or avoid the medication.

The solution is careful monitoring, as often as possible. Also, discuss with your holistic doctor an ongoing preventive therapy, once remission has been achieved. Artemisinin, DMSO, and ellagic acid are excellent candidates for a safe, inexpensive preventive maintenance. If the cancer reappears, you may try the same protocol that worked before, but if it doesn't stop the cancer, switch to another one. Squalamine should be part of the strategy. The cancer cannot develop a resistance against it because it doesn't fight the cancer, it prevents blood vessels from growing.

When cancer cells are successfully killed, it may result in inflammation and swelling of the tissues. This is a potentially dangerous condition when it occurs in the brain. Your holistic doctor will know how to prevent or treat this, but if you are treating yourself at home, you must have access to medical guidance and to the proper medication to counter this problem. Inflammation and swelling is the natural response of your immune system when cells are dying, and you will need medical help to deal with it.

You may decide to combine several of the above treatment options for better results. This should be carefully discussed with your health care provider, or expert guide. You may also want to communicate with the distributors or manufacturers of these substances.

If you carefully examine the available literature on the above treatments, and how these medications work, you will soon realize that you are not looking at marginal solutions, offered as a last resort to desperate people. On the contrary, you will discover that every single one of the above protocols is more promising, better documented, and safer than the mainstream brain tumor treatments offered by your medical doctor and oncologist. Don't take my word for it; read the reports, read the references, then, for comparison, ask your oncologist for clinical proof on the safety and efficacy of his treatments.

Urine Test for Cancer

Cancer-Free Your Guide to Gentle, Non-Toxic Healing (Second Edition)

by Bill Henderson

<http://www.beating-cancer-gently.com/nl81.html>

A safe, cost-effective, non-invasive, accurate screening for Cancer

How Do I Know My Regimen Is Working?

One of the most frequent questions I get when I counsel cancer patients is this one. Is there a test that will tell me conclusively that I'm overcoming the cancer? Well, yes there is. Only one that I know of. But it is a good one, proven over 42 years as the most accurate way to determine the level of "abnormally dividing cells" in your body.

These cells occur only if: a) You are pregnant; b) You have a huge wound which is healing; or c) You have cancer. Most cancer tests (CT/PET scans, MRI's, blood tests, etc.) are ambiguous. In short, they do not tell you conclusively whether you're getting better – overcoming the cancer. This test is different.

It is called the HCG Urine Cancer Test. HCG stands for Human Chorionic Gonadotropin. Knowing that name is not important. However, you may have heard of it in connection with the pregnancy test. That test gives a "Yes/No" answer.

This test looks at the same phenomenon (abnormally dividing cells) but it tells you the relative number or level of these cells regardless of where they are in your body or where they started. Doesn't this sound like a useful fact to know?

The test returns a single number. If that number is 50 or more, you have cancer that requires treatment. If it is zero to 49, you have the normal number of "abnormally dividing cells" (cancer cells) in everyone's body every day.

The beauty of this test is that it provides you with an accurate trend. After you get the second of these tests, if the second number is lower, you can be sure that what you are doing is working. Hopefully, this result will inspire you to continue until you are "cancer-free" (in the zero to 49 range). At that point, you can safely schedule your "cancer-free" party.

The cost for the test is \$50 US Dollars. No doctor's prescription is required. Compare this to the AMAS blood test (covered earlier in this book) which costs \$135 plus shipping and requires a doctor's prescription. Also, the urine test is more accurate than the AMAS test.

You send the \$50 to a U.S. address and then include a Xerox copy of the money order or cashier's check in the package you send to the Navarro Clinic in Manila in The Philippines. Global Priority Mail takes about 5-6 days to get there and costs about \$5.50. You will usually get the results back in about 7 days IF you send them your e-mail address along with the dry urine sediment sample. If you use regular mail, it takes anywhere from 6 weeks to forever. Fed Ex costs over \$47.

The following procedure is not hard. I've done it a couple of times. I have left the description verbatim as I received it for those of you who insist on scientific evidence.

Why Get An HCG Urine Cancer Test?

Developed in the late 1930's by the renowned oncologist, the late Dr. Manuel D. Navarro, the test detects the presence of HCG in urine. It indicates the presence of cancer cells even before signs or symptoms develop. Dr. Navarro found HCG to be elevated in all types of cancers.

CANCER: BRAIN CIRCULATING FILE

The test is based on a theory proposed by Dr. Howard Beard and other researchers who contend that cancer is related to a misplaced trophoblast cell that becomes malignant in a manner similar to pregnancy in that they both secrete HCG. As a consequence, a measure of the amount of HCG found in the blood or urine is also a measure of the degree of malignancy. The higher the number, the greater the severity of the cancer.

Urine, as opposed to blood or serum, is the preferred specimen for the test. In 1980, Papapetrou and co-authors reported the correctness of the urine specimen to be used in HCG Immunoassay. In 32 proven cancer cases, the immunoassay test gave 31 positive results using urine while only 12 positive results were reported using blood.

HCG has been found to undergo glycosylation in the liver as it travels in the hepatic circulation. Thus, the HCG molecule cannot be detected. The molecule does not undergo this process in the kidney and therefore the molecule remains intact in the urine.

The test detects the presence of brain cancer as early as 29 months before symptoms appear; 27 months for fibrosarcoma of the abdomen; 24 months for skin cancer; 12 months for cancer of the bones (metastasis from breast cancer extirpated 2 years earlier).

Currently, many cancer patients take advantage of the diagnostic accuracy of this test as an indicator of the effectiveness of their specific mode of therapy. Patients follow a simple direction for preparing a dry extract from the urine sample. The powdery extract is mailed to the Navarro Medical Clinic where the HCG testing is performed.

How To Prepare The Sample

(1) From an early morning urine, take 50 cc (1.7 oz.) and add 200 cc (7 oz.) of acetone (can be purchased from hardware store or pharmacy) and 5 cc (.2 oz) of alcohol, either rubbing or ethyl. Stir and mix well.

(2) Let it stand in the refrigerator for 2 hours until sediment is formed. Throw off about half of the urine-acetone mixture without losing any sediment. [Make sure the sediment stays at the bottom of the container -- i.e. don't stir it up.] Filter the remainder through a coffee filter or laboratory filter paper.

(3) When filtration is over, dry the filter with its sediment. Fold and wrap in aluminum foil. Send by Global Priority Mail to the Navarro Medical Clinic (address below) including a Xerox copy of the money order or cashier's check with the patient's name, address, sex, age and a brief clinical history and/or diagnosis. Also, be SURE to include your e-mail address. This will speed up your receipt of the results by at least 4-6 weeks.

(4) PRECAUTION: No sexual contact for 12 days for female patients before collecting the urine sample. For males, no sexual contact for 18-24 hours before collecting the urine sample. DO NOT SEND URINE IF THE PATIENT IS PREGNANT.

Send the above information and the sample to:

Navarro Medical Clinic
Dr. Efren Navarro
3553 Sining Street
Morningside Terrace
Santa Mesa, Manila 1016
Philippines

CANCER: BRAIN CIRCULATING FILE

The Navarro Clinic phone number from the U.S. is: 011-(632) 714-7442, At the same time, send a money order or cashier's check (no personal checks, please) for \$50 to:
Mrs. Erlinda Saurez
631 Peregrine Drive
Palatine, Illinois 60067-7005 USA

Mrs. Saurez is related to Dr. Navarro. Her phone number is: (847) 359-3634. [Evening calls appreciated]

Please allow 4-6 weeks for test result delivery if it has to be sent by mail to the USA, Canada or Europe. (HINT: Send it by Global Priority Mail and give the lab your e-mail address so they can send you the results the same day the test is done.)

Background - "The HCG Immunity Link" by Ruth Sackman

Here is the background on the nature of this test as written by Ruth Sackman. Ruth is 92 as this book is written. She and her late husband have helped cancer patients recover for over 33 years. She is a truly remarkable lady.

"Dr. Howard Beard, a biochemist and cancer patient, found that he could monitor his cancer by doing the human chorionic gonadotrophin (HCG) immunoassay to determine how actively his body was producing unnecessary cells or controlling cell production at a normal level. This HCG test is used to determine pregnancy, a natural process, whereby the body is producing excess cells for the development of a fetus.

"Dr. Beard's theory was that if HCG levels rose but no fetus was developing, then abnormal cell production was taking place which, to him, signified a cancer problem. Dr. Manuel Navarro agreed with this philosophy and established a measurement to diagnose cancer. A tumor would not be clinically evident immediately but in time might manifest in men as well as women.

"Two scientists with the West London Hospital, Helen Davies and S. F. Contractor were interested in one of the most mysterious biological processes - how the body knew when birth was ready at the end of nine months gestation. They reported in the British journal Nature that they believe birth is really a process of rejection initiated by the body's own defense system.

"The reason this rejection is controlled is because above normal amounts of HCG appear in the mother's urine during pregnancy. HCG, they believe, prevents the mother's sentry cells (lymphocytes) from recognizing the foreign protein (fetus). The HCG levels remain high until just before birth when a drop in HCG triggers the rejection of the fetus and birth occurs. Without such recognition, rejection cannot take effect. Ergo, when the HCG titre is above normal [above 50] on the HCG test, cancer cell rejection does not take place.

Therefore, Dr. Beard's theory of measuring HCG levels has a sound scientific basis. Low levels of HCG allow the body to reject abnormal protein just as it rejects the fetus and high levels interfere with the body's ability to build the lymphocytes necessary to effect rejection of cancer cells.

"This theory validates Dr. Beard's conclusion that the HCG measurement found in the urine was a competent system to diagnose and monitor cancer cell activity."

CANCER: BRAIN CIRCULATING FILE

Bottom line: I recommend you get an HCG Urine Test from Dr. Navarro's Clinic as soon as possible after your cancer diagnosis. This will give you a "baseline" number. If I were the cancer patient, this is the only test I would need. I would avoid CT/PET scans for two reasons: the preparation for that test requires me to drink glucose to "light up" the cancer cells [does this sound healthy to you?]; and then the test itself exposes me to the equivalent of about 20 chest x-rays. I would avoid MRI's for similar reasons. They are not healthy. Cancer marker blood tests (CEA, CA-125, etc.) would be unnecessary if I were doing the Navarro Urine Cancer Test. They are less accurate.

How Often Should This Test Be Repeated?

Dr. Navarro says the optimum time between tests is 8 weeks. My guess is that you will get impatient and want to see that next number in less than 8 weeks. I'd wait at least 6 weeks between tests.

Other website for testing within the United States:

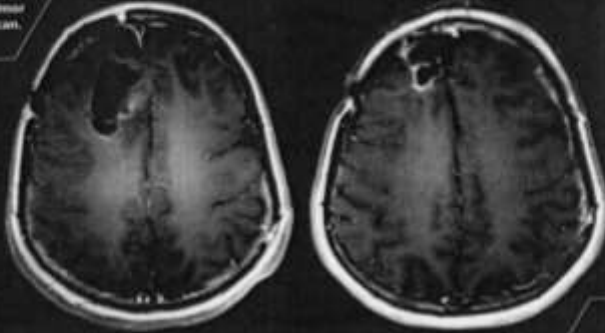

<http://caprofile.net/TheOriginalCancerProfile.html>

Killing Cancer with Polio

Battling an aggressive brain tumor at 20, Stephanie Lipscomb was told she had six months to live. So she bet her life on an experimental treatment

By Michelle Boudin and Alicia Dennis

Before Treatment
April 16, 2012
Lipscomb's 27x12 mm tumor on her MRI scan.



After Treatment
Jan. 31, 2014
An MRI shows only scar tissue remains.

Photographs by Steve Pyke

PEOPLE May 5, 2014 175




Stephanie Lipscomb was dying. A malignant tennis-ball-size tumor pressing into the right frontal lobe of her brain had shattered the 20-year-old nursing student's future. Even after doctors removed the mass—a stage-4 glioblastoma in June 2011—and she underwent months of chemotherapy and radiation, it came back. In agony from blinding headaches, Lipscomb and her mom, Kelli Lusk, listened as doctors presented a shocking option: an experimental treatment never before tried in humans, in which they would infuse a genetically altered version of the dreaded poliovirus into Lipscomb's tumor in a last-ditch effort to destroy it. Kelli, 43, was horrified. "They're going to put polio in my child?" she recalls thinking. "After all she's been through?" But Lipscomb jumped at the chance. "I just knew," she says, "this wasn't the end of my story."

Two years later, amazingly, she's alive, and cancer-free, to tell it. The unlikely treatment, pioneered by Dr. Matthias Gromeier at Duke University (see sidebar), has helped extend the lives of a handful of similar patients—and encouraged medical researchers who believe viruses can be used to target and attack different types of cancers. But progress requires test subjects willing to endure the potential risks—which in Lipscomb's case ranged from limb weakness to death from infection. "She was the first person in the world to get the poliovirus in her brain," says Gromeier, 48, an associate professor of neurosurgery and molecular genetics at Duke's Preston Robert Tisch Brain Tumor Center. "She was very courageous."

◆◆◆

She was also fully conscious. Sedated while doctors drilled a pea-size hole into her head and inserted a catheter



Tough Medicine

"It's very emotional," Gromeier (holding samples of his poliovirus in his lab) says of watching Lipscomb's recovery.

One Doctor's Mission

Twenty years ago Matthias Gromeier set out to study the poliovirus "for nerdy, scientific reasons." By accident he discovered that the virus appeared to be lethal to cancer cells while leaving other cells unharmed. At first colleagues thought his idea—infusing poliovirus into a tumor—was outrageous. "If everybody thinks you're nuts," he says, "that's a good sign." The

therapy, called PVS-RIPO, will require years of further testing, but Gromeier hopes it will provide an alternative to chemo, which his mom, Anne Marie, was given before succumbing to esophageal cancer at age 68. "It was horrific, worse than dying," he says. "I want to do something different." cancer.duke.edu/btc/



A Risk and a Prayer

Lipscomb receiving the poliovirus (above) and with Gromeier and Dr. Annick Desjardins (right) at a January checkup.



