

Capacity of Steel Boxes and Covers

314.16 Number of Conductors in Outlet, Device, and Junction Boxes, and Conduit Bodies. Boxes and conduit bodies shall be of sufficient size to provide free space for all enclosed conductors. In no case shall the volume of the box, as calculated in 314.16(A), be less than the fill calculation as calculated in 314.16(B). The minimum volume for conduit bodies shall be as calculated in 314.16(C).

The provisions of this section shall not apply to terminal housings supplied with motors.

FPN: For volume requirements of motor terminal housings, see 430.12.

Boxes and conduit bodies enclosing conductors 4 AWG or larger shall also comply with the provisions of 314.28.

(A) Box Volume Calculations. The volume of a wiring enclosure (box) shall be the total volume of the assembled sections and, where used, the space provided by plaster rings, domed covers, extension rings, and so forth, that are marked with their volume or are made from boxes the dimensions of which are listed in Table 314.16(A).

(1) Standard Boxes. The volumes of standard boxes that are not marked with their volume shall be as given in Table 314.16(A).

(2) Other Boxes. Boxes 1650 cm³ (100 in.³) or less, other than those described in Table 314.16(A), and Nonmetallic boxes shall be durably and legibly marked by the manufacturer with their volume. Boxes described in Table 314.16(A) that have a volume larger than is designated in the table shall be permitted to have their volume marked as required by this section.

Table 314.16(A) Metal Boxes

Box Trade Size			Minimum Volume		Maximum Number of Conductors*							
mm	in.		cm ³	in. ³	18	16	14	12	10	8	6	
100x32	(4x1¼)	round/octagon	205	12.5	8	7	6	5	5	5	2	
100x38	(4x1½)	round/octagon	254	15.5	10	8	7	6	6	5	3	
100x54	(4x2)	round/octagon	353	21.5	14	12	10	9	8	7	4	
100x32	(4x1¼)	square	295	18.0	12	10	9	8	7	6	3	
100x38	(4x1½)	square	344	21.0	14	12	10	9	8	7	4	
100x54	(4x2)	square	497	30.3	20	17	15	13	12	10	6	
120x32	(4x1¼)	square	418	25.5	17	14	12	11	10	8	5	
120x38	(4x1½)	square	484	29.5	19	16	14	13	11	9	5	
120x54	(4x2)	square	689	42.0	28	24	21	18	16	14	8	
75x50x38	(3x2x1½)	device	123	7.5	5	4	3	3	3	2	1	
75x50x50	(3x2x2)	device	164	10.0	6	5	5	4	4	3	2	
75x50x57	(3x2x2¼)	device	172	10.5	7	6	5	4	4	3	2	
75x50x65	(3x2x2½)	device	205	12.5	8	7	6	5	5	4	2	
75x50x70	(3x2x2¾)	device	230	14.0	9	8	7	6	5	4	2	
75x50x90	(3x2x3½)	device	295	18.0	12	10	9	8	7	6	3	
100x54x38	(4x2x1½)	device	169	10.3	6	5	5	4	4	3	2	
100x54x48	(4x2x1)	device	213	13.0	8	7	6	5	5	4	2	
100x54x54	(4x2x2)	device	238	14.5	9	8	7	6	5	4	2	
95x50x65	(3¾x2x2½)	masonry box/gang	230	14.0	9	8	7	6	5	4	2	
95x50x90	(3¾x2x3½)	masonry box/gang	344	21.0	14	12	10	9	8	7	4	
min. 44.5 depth	FS - single cover/gang (1¾)		221	13.5	9	7	6	6	5	4	2	
min. 60.3 depth	FD - single cover/gang (2)		295	18.0	12	10	9	8	7	6	3	
min. 44.5 depth	FS - multi. cover/gang (1¾)		295	18.0	12	10	9	8	7	6	3	
min. 60.3 depth	FD - multi. cover/gang (2)		395	24.0	16	13	12	10	9	8	4	

*Where no volume allowances are required by 314.16(B)(2) through (B)(5).
Reproduced with permission NFPA. – All National Electrical Code references are from the 2008 edition.

(B) Box Fill Calculations. The volumes in paragraphs 314.16(B)(1) through (B)(5), as applicable, shall be added together. No allowance shall be required for small fittings such as locknuts and bushings.

(1) Conductor Fill. Each conductor that originates outside the box and terminates or is spliced within the box shall be counted once, and each conductor that passes through the box without splice or termination shall be counted once. A looped, unbroken conductor not less than twice the minimum length required for free conductors in 300.14 shall be counted twice. The conductor fill shall be calculated using Table 314.16(B). A conductor, no part of which leaves the box, shall not be counted.

Exception: An equipment grounding conductor or conductors or not over four fixture wires smaller than 14 AWG, or both, shall be permitted to be omitted from the calculations where they enter a box from a domed luminaire (fixture) or similar canopy and terminate within that box.

(2) Clamp Fill. Where one or more internal cable clamps, whether factory or field supplied, are present in the box, a single volume allowance in accordance with Table 314.16(B) shall be made based on the largest conductor present in the box. No allowance shall be required for a cable connector with its clamping mechanism outside the box.

(3) Support Fittings Fill. Where one or more luminaire (fixture) studs or hickeyes are present in the box, a single volume allowance in accordance with Table 314.16(B) shall be made for each type of fitting based on the largest conductor present in the box.

(4) Device or Equipment Fill. For each yoke or strap containing one or more devices or equipment, a double volume allowance in accordance with Table 314.16(B) shall be made for each yoke or strap based on the largest conductor connected to a device(s) or equipment supported by that yoke or strap.

Table 314.16(B) Volume Allowance Required per Conductor

Size of Conductor (AWG)	Free Space Within Box for Each Conductor	
	cm ³	in. ³
18	24.6	1.50
16	28.7	1.75
14	32.8	2.00
12	36.9	2.25
10	41.0	2.50
8	49.2	3.00
6	81.9	5.00

(5) Equipment Grounding Conductor Fill. Where one or more equipment grounding conductors or equipment bonding jumpers enter a box, a single volume allowance in accordance with Table 314.16(B) shall be made based on the largest equipment grounding conductor or equipment bonding jumper present in the box. Where an additional set of equipment grounding conductors, as permitted by 250.146(D), is present in the box, an additional volume allowance shall be made based on the largest equipment grounding conductor in the additional set.

406.8 Receptacles in Damp or Wet Locations.

(B) Wet Locations.

(1) 15- and 20-Ampere Receptacles in a Wet Location. 15- and 20-Ampere, 125- and 250-Volt receptacles installed in a wet location shall have an enclosure that is weatherproof whether or not the attachment plug cap is inserted.

(2) Other Receptacles. All other receptacles installed in a wet location shall comply with (B)(2)(a) or (B)(2)(b).

(a) A receptacle installed in a wet location, where the product intended to be plugged into it is not attended while in use, shall have an enclosure that is weatherproof with the attachment plug cap inserted or removed.

(b) A receptacle installed in a wet location where the product intended to be plugged into it will be attended while in use (e.g., portable tools) shall have an enclosure that is weatherproof when the attachment plug is removed.

Outlet and Switch Boxes

Material, Finish, Knockouts, Fire-Rated Assemblies, Compliances, Groundskeeper Raised Ground Boss

UL Standard: 514A, 514B, 514D
UL Listed: E2527
NEMA: FB-1, OS-1

Material/Finish

- AISI/SAE 1008
- Pre-galvanized G60, 0.60 oz/sq ft
- Thickness: 0.0625" minimum

Concentric and Eccentric Knockouts

- Boxes with concentric or eccentric knockouts are suitable for bonding without any additional bonding means where used in circuits above or below 250 V. Unless otherwise noted all concentric or eccentric knockouts are 1/2" – 3/4" combinations.

Use in Fire-Rated Assemblies

- Single and double gang metallic outlet and switch boxes are acceptable for use in two-hour fire rated walls. For additional information refer to the UL guide card information for metallic outlet boxes, QCIT.

Groundskeeper Raised Ground Boss



- Groundskeeper raised ground feature on boss inside box provides one or two #10-32 tapped hole, allowing a 3/8" long green ground screw to be threaded into box without contacting mounting surface. Other boxes provided with flat ground tapped hole, except Plenum Boxes.

Compliances and Certifications

- UL Standard: 514A, 514B, 514D
- UL Listed: E2527
- NEMA: FB-1, OS-1

Styles of Clamps and Brackets

UL Standard: 514A, 514B
 UL Listed: E2527
 NEMA: FB-1, OS-1

Clamps ①



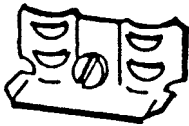
CL-9
 For nonmetallic cable




CL-20
 For nonmetallic cable




CL-24
 For nonmetallic cable



CL-26
 For nonmetallic cable




CL-13
 For armored cable (AC), metal-clad cable (MCI, MCI-A, MCC) and flexible metal conduit

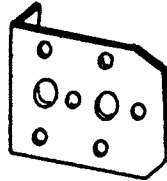


CL-25
 For armored cable and flexible metal conduit


Brackets ①



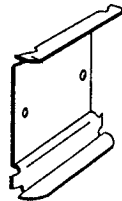
JB



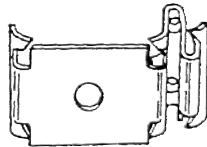
Plain NL



Stud NL



Snap-in metal stud



MSC-OB
 Outlet box metal stud clip
 ② for individual sale



892
 LOX BOX® switch box supports
 ② for individual sale

① Products available as installed parts only.
 ② Products available as individual parts. Order by product catalog number.

Styles of Brackets

UL Standard: 514A
UL Listed: E2527

Commercial Products

COMMERCIAL PRODUCTS: SWITCH AND OUTLET BOXES AND COVERS

Brackets ①



Plain, Offset Side Combination



Barbed-Hook, Vertical



Plain, Vertical



Vertical with Stud



Plain, Vertical



Plain, Vertical Angle



Offset, Vertical

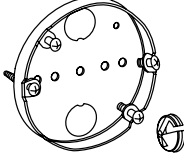
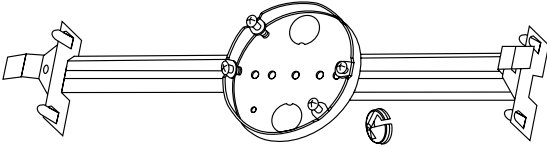


Plain, Vertical

① Products available as installed parts only.

4" Octagon Ceiling Fan Box With and Without Support Bar Hanger

UL Standard: 514A
 UL Listed: E2527
 NEMA: OS-1

	Catalog Number	Depth (inches)	Clamp Type	Bracket, Offset or Expansion	Knockouts (inches)	Cubic Inches
4" Round - without Support Bar Hangers						
	FFS-4CL	1/2	—	—	(2) 1/2	—
4" Round - with Support Bar Hangers *						
	FFS-4CL-NBH	1/2	—	NBH, 16" to 24"	(2) 1/2	5.8/ 95,044.9

Commercial Products

COMMERCIAL PRODUCTS: SWITCH AND OUTLET BOXES AND COVERS

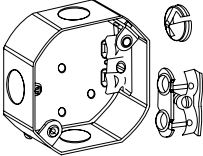
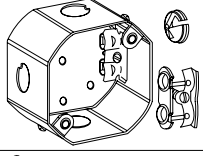
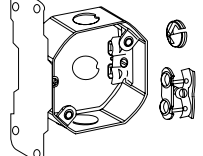
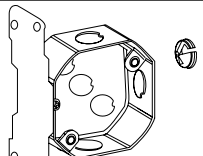
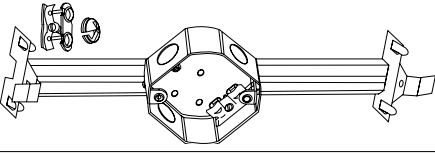
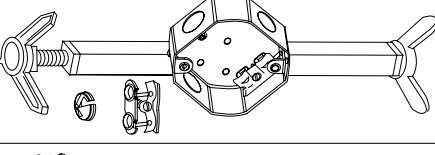
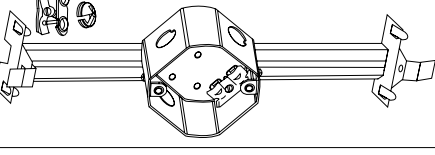
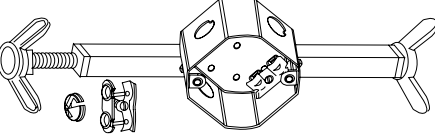
* NBH is for new construction. Complies with NEC 442.18 for up to 35 lbs/16 kg of ceiling fan load or 70 lbs/32 kg of fixture load.

4" Octagon Ceiling Fan Boxes With and Without Support Bar Hangers

UL Standard: 514A, 514B
 UL Listed: E2527
 NEMA: FB-1, OS-1

Commercial Products

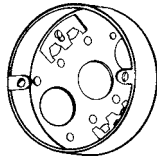
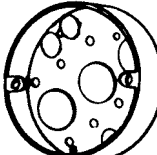
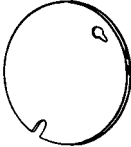
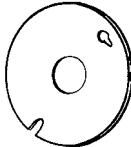
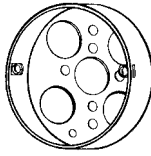
COMMERCIAL PRODUCTS: SWITCH AND OUTLET BOXES AND COVERS

	Catalog Number	Depth (inches)	Clamp Type	Bracket, Offset or Expansion	Knockouts (inches)	Cubic (in/mm)
4" Octagon - without Support Bar Hangers						
	FFS-561L	1-1/2	AC/MC, NM	-	(3) 1/2	15.5/ 253,999.5
	FFS-561LD	2-1/8	AC/MC, NM	-	(3) 1/2	21.5/ 352,321.9
	FFS-561LD-VB-NW	2-1/8	AC/MC, NM	FB, 1/2"	(2) 1/2	21.5/ 352,321.9
	FFS-5613LD-VB-NW	2-1/8	-	FB, 1/2"	(6) 1/2	21.5/ 352,321.9
4" Octagon - with Support Bar Hangers *						
	FFS-561L-NBH	1-1/2	AC/MC, NM	NBH, 16" to 24"	(3) 1/2"	15.5/ 253,999.5
	FFS-561L-OBH	1-1/2	AC/MC, NM	OBH, 16" to 24"	(3) 1/2"	15.5/ 253,999.5
	FFS-561LD-NBH	2-1/8	AC/MC, NM	NBH, 16" to 24"	(3) 1/2"	21.5/ 352,321.9
	FFS-561LD-OBH	2-1/8	AC/MC, NM	OBH, 16" to 24"	(3) 1/2"	21.5/ 352,321.9

* NBH is for new construction. Complies with NEC 442.18 for up to 35 lbs/16 kg of ceiling fan load or 70 lbs/32 kg of fixture load.

Round Boxes and Covers

UL Standard: 514A
 UL Listed: E2527
 NEMA: OS-1

	Catalog Number (Universal No.)	Depth (inches)	Wiring Cubic Inch Capacity	Type Clamp	Knockout Description			Wt. Lbs./Kgs. Per 100
					Sides	Ends	Bottom	
3-1/4" Round Boxes - with Nonmetallic Sheathed Cable Clamps †								
	510LC (36115)	1/2	4.5	CL-9	—	—	(3) 1/2" (4) 21/32"	29.0/ 13.15
1/2" Deep								
	510L *	1/2	4.5	—	—	—	(3) 1/2" (4) 21/32"	48.0/ 21.77
1/2" Deep								
3-1/4" Round Covers - For 3-1/4" Octagon and Round Boxes †								
	8301A (24C1)	Flat	0.0	—			Blank	17.0/ 7.71
	8320 (24C6)	Flat	0.0	—			1/2" KO	17.0/ 7.71
4" Round Box - with Knockouts in Bottom ‡								
	4CL (56111)	1/2	6.0	—	—	—	(5) 1/2"	36.0/ 16.33
1/2" Deep								

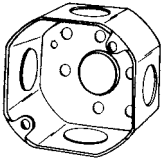
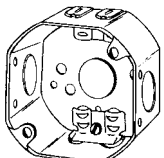
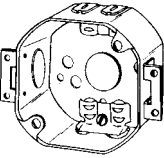
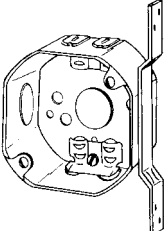
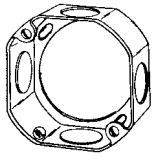
* Not UL Listed.
 † 2-3/4" Cover Hole Centerline.
 ‡ 3-1/2" Cover Hole Centerline.

3-1/4" Octagon Boxes and Extension Ring

UL Standard: 514A, 514B
 UL Listed: E2527
 NEMA: FB-1, OS-1

Commercial Products

COMMERCIAL PRODUCTS: SWITCH AND OUTLET BOXES AND COVERS

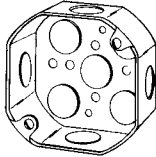
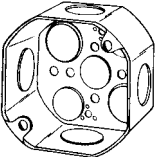
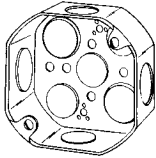
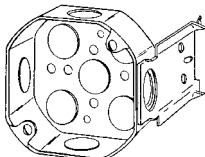
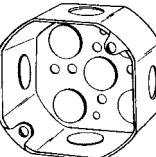
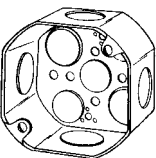
	Catalog Number † (Universal No.)	Depth (inches)	Wiring Cubic Inch Capacity	Type Clamp	Knockout Description			Wt. Lbs./Kgs. Per 100
					Sides	Ends	Bottom	
3-1/4" Octagon Boxes - with Knockouts								
	30-1/2 (24151-1/2)	1-1/2	10.5	—	(4) 1/2"	—	(1) 1/2"	38.0/ 17.24
30-1/2 1-1/2" Deep								
3-1/4" Octagon Boxes - with Nonmetallic Sheathed Cable Clamps								
	560L (24151-N)	1-1/2	11.9	CL-26	(2) 1/2"	(4) 2 1/32"	(1) 1/2"	48.0/ 21.77
560L 1-1/2" Deep; Two nail holes each end								
	560LXE (24151-NE)	1-1/2	11.9	CL-26	(2) 1/2"	(4) 2 1/32"	(1) 1/2"	51.0/ 23.13
560LXE 1-1/2" Deep; Plaster Ears								
	560LVB (24151NF)	1-1/2	11.9	CL-26	(1) 1/2"	(4) 2 1/32"	(1) 1/2"	56.0/ 25.40
560LVB 1-1/2" Deep; Plain Vertical bracket; Set back 5/8"								
3-1/4" Octagon Box Extension Ring - with Knockouts								
	30E-1/2 (25151-1/2)	1-1/2	10.5	—	(4) 1/2"	—	—	34.0/ 15.42
30E-1/2 1-1/2" Deep								

† 2-3/4" Cover Hole Centerline.

4" Octagon Boxes

With Knockouts

UL Standard: 514A
 UL Listed: E2527
 NEMA: OS-1

	Catalog Number † (Universal No.)	Depth (inches)	Wiring Cubic Inch Capacity	Knockout Description			Wt. Lbs./Kgs. Per 100
				Sides	Ends	Bottom	
 1-1/2" Deep	40-1/2 (54151-1/2)	1-1/2	15.5	(4) 1/2"	—	(5) 1/2"	52.0/ 23.59
 1-1/2" Deep	40-3/4 (54151-3/4)	1-1/2	15.5	(4) 3/4"	—	(3) 1/2" (2) 3/4"	52.0/ 23.59
 1-1/2" Deep	40-SPL (54151SPL)	1-1/2	15.5	(2) 1/2" (2) 3/4"	—	(3) 1/2" (2) 3/4"	52.0/ 23.59
 1-1/2" Deep; JB Bracket set flush; Gauging notches 3/8" & 1/2"	40JB-1/2 (54151J-1/2)	1-1/2	15.5	(4) 1/2"	—	(5) 1/2"	68.0/ 30.84
 2-1/8" Deep	40D-1/2 (54171-1/2)	2-1/8	21.5	(4) 1/2"	—	(5) 1/2"	66.0/ 29.94
 2-1/8" Deep	40D-3/4 (54171-3/4)	2-1/8	21.5	(4) 3/4"	—	(3) 1/2" (2) 3/4"	66.0/ 29.94

† 3-1/2" Cover Hole Centerline.

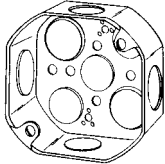
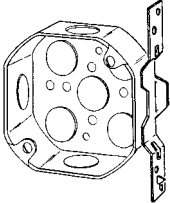
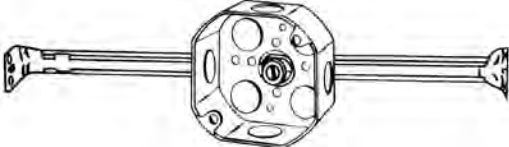
4" Octagon Boxes

With Knockouts

UL Standard: 514A
 UL Listed: E2527
 NEMA: OS-1

Commercial Products

COMMERCIAL PRODUCTS: SWITCH AND OUTLET BOXES AND COVERS


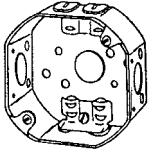
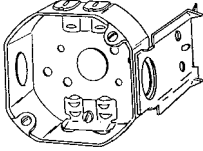
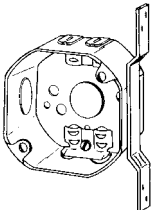
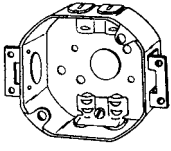
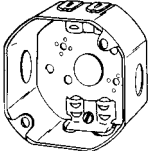
	Catalog Number † (Universal No.)	Depth (inches)	Wiring Cubic Inch Capacity	Knockout Description			Wt. Lbs./ Kgs. Per 100
				Sides	Ends	Bottom	
 2-1/8" Deep	4OD-SPL (54171SPL)	2-1/8	21.5	(2) 1/2" (2) 3/4"	—	(3) 1/2" (2) 3/4"	68.0/ 30.84
 1-1/2" Deep; Vertical bracket with stud; Set back 5/8"	4OVB-1/2 (54151F-1/2)	1-1/2	15.5	(3) 1/2"	—	(5) 1/2"	62.0/ 28.12
 1-1/2" Deep 40-1/2 box on SX115; Stud bar hanger; Adjusts from 11-1/2" to 18-1/2"	SX115-40-1/2 ‡	1-1/2	15.5	(4) 1/2"	—	(4) 1/2"	92.0/ 41.73

† 3-1/2" Cover Hole Centerline.
 ‡ Not fan box rated.

4" Octagon Boxes

With Nonmetallic Sheathed Cable Clamps

UL Standard: 514A, 514B
 UL Listed: E2527
 NEMA: FB-1, OS-1

	Catalog Number † (Universal No.)	Depth (inches)	Wiring Cubic Inch Capacity	Type Clamp	Knockout Description			Wt. Lbs./Kgs. Per 100
					Sides	Ends	Bottom	
 1-1/2" Deep	561L (54151)	1-1/2	15.5	CL-26	(2) 1/2"	(4) 21/32"	(1) 1/2"	57.0/ 25.85
 1-1/2" Deep; Four nail holes each end	561N (54151N)	1-1/2	15.5	CL-26	(2) 1/2"	(4) 21/32"	(1) 1/2"	57.0/ 25.85
 1-1/2" Deep; JB Bracket set flush; Gauging notches 3/8" & 1/2"	561LJB (54151JN)	1-1/2	15.5	CL-26	(2) 1/2"	(4) 21/32"	(1) 1/2"	74.0/ 33.57
 1-1/2" Deep; Bracket set back 5/8"	561LVB (54151FN)	1-1/2	15.5	CL-26	(1) 1/2"	(4) 21/32"	(1) 1/2"	66.0/ 29.94
 1-1/2" Deep; Plaster ears	561LXE (54151NE)	1-1/2	15.5	CL-26	(2) 1/2"	(4) 21/32"	(1) 1/2"	62.0/ 28.12
 2-1/8" Deep	561LD (54171N)	2-1/8	21.5	CL-26	(2) 1/2"	(4) 21/32"	(1) 1/2"	70.0/ 31.75

† 3-1/2" Cover Hole Centerline.

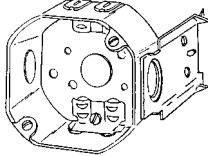
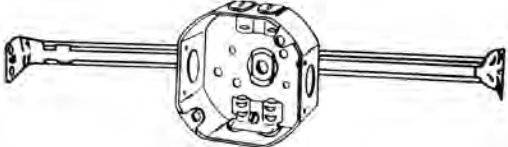
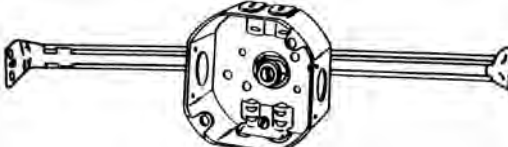
4" Octagon Boxes

With Nonmetallic Sheathed Cable Clamps

UL Standard: 514A, 514B
 UL Listed: E2527
 NEMA: FB-1, OS-1

Commercial Products

COMMERCIAL PRODUCTS: SWITCH AND OUTLET BOXES AND COVERS

	Catalog Number † (Universal No.)	Depth (inches)	Wiring Cubic Inch Capacity	Type Clamp	Knockout Description			Wt. Lbs./ Kgs. Per 100
					Sides	Ends	Bottom	
 2-1/8" Deep JB Bracket set back 1"; Gauging notches set back 1-3/8" & 1-1/2"	561LDJB (54171JN)	2-1/8	21.5	CL-26	(2) 1/2"	(4) 2 1/32"	(1) 1/2"	84.0/ 38.10
 1-1/2" Deep 561L box on SX18 clip bar hanger; Adjusts from 11-1/2" to 18-1/2"	SX18-561L * ‡	1-1/2	15.5	CL-26	(2) 1/2"	(4) 2 1/32"	—	96.0/ 43.54
 1-1/2" Deep 561L box on SX115 stud bar hanger; Adjusts from 11-1/2" to 18-1/2"	SX115-561L ‡	1-1/2	15.5	CL-26	(2) 1/2"	(4) 2 1/32"	—	99.0/ 44.91

* Not UL Listed.

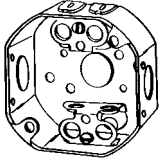
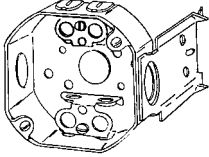
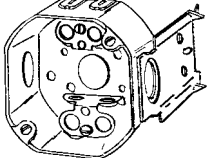
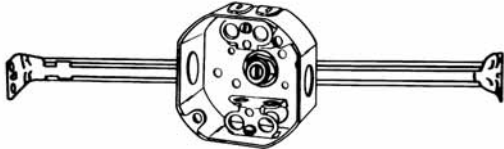
† 3-1/2" Cover Hole Centerline.

‡ Not fan box rated.

4" Octagon Boxes

With Amored Cable Clamps

UL Standard: 514A, 514B
 UL Listed: E2527
 NEMA: FB-1, OS-1

	Catalog Number † (Universal No.)	Depth (inches)	Wiring Cubic Inch Capacity	Type Clamp	Knockout Description			Wt. Lbs./ Kgs. Per 100
					Sides	Ends	Bottom	
 1-1/2" Deep Two nail holes each end	551L (54151X)	1-1/2	15.5	CL-25	(2) 1/2"	(4) 21/32" (4) 21/32"	(1) 1/2"	61.0/ 27.67
 1-1/2" Deep JB Bracket set flush; Gauging Notches 3/8" & 1/2"	551LJB	1-1/2	15.5	CL-25	(2) 1/2"	(4) 21/32" (4) 21/32"	(1) 1/2"	74.0/ 33.57
 2-1/8" Deep JB Bracket set back 1"; Gauging Notches 3/8" & 1/2"	551LDJB	2-1/8	21.5	CL-25	(2) 1/2"	(4) 21/32" (4) 21/32"	(1) 1/2"	84.0/ 38.10
 1-1/2" Deep 551L box on SX115 stud bar hanger; Adjusts from 11-1/2" to 18-1/2"	SX115-551L ‡	1-1/2	15.5	CL-25	(2) 1/2"	(4) 21/32" (4) 21/32"		103.0/ 46.72

† 3-1/2" Cover Hole Centerline.
 ‡ Not fan box rated.


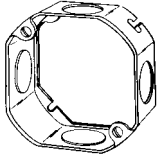
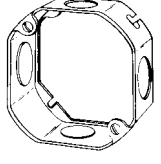
4" Octagon Box Extension Rings

With Knockouts

UL Standard: 514A
 UL Listed: E2527
 NEMA: OS-1

Commercial Products

COMMERCIAL PRODUCTS: SWITCH AND OUTLET BOXES AND COVERS

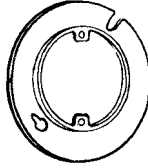
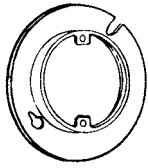

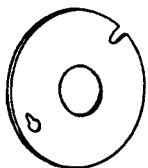
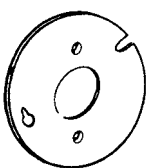
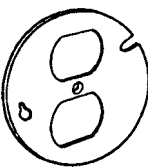
	Catalog Number † (Universal No.)	Depth (inches)	Wiring Cubic Inch Capacity	Type Clamp	Knockout Description			Wt. Lbs./Kgs. Per 100
					Sides	Ends	Bottom	
 1-1/2" Deep	4OE-1/2 (551511/2)	1-1/2	15.5	—	(4) 1/2"	—	—	37.0/ 16.78
 1-1/2" Deep	4OE-3/4 (551513/4)	1-1/2	15.5	--	(4) 3/4"	—	—	39.0/ 17.69
 1-1/2" Deep	4OE-SPL (55151-SPL)	1-1/2	15.5	—	(2) 1/2" (2) 3/4"	—	—	39.0/ 17.69

† 3-1/2" Cover Hole Centerline.

4" Octagon and Round Covers

For 4" Octagon and Round Boxes

UL Standard: 514A
 UL Listed: E2527
 NEMA: OS-1

	Catalog Number † (Universal No.)	Depth (inches)	Wiring Cubic Inch Capacity	Knockout Description	Wt. Lbs./Kgs. Per 100
 1/2" Raised	8409A (54C31/2)	1/2" Raised	3.5	Ears 2-3/4" C to C	18.0/ 8.16
 5/8" Raised	8409 (54C33/4)	5/8" Raised	4.5	Ears 2-3/4" C to C	20.0/ 9.07
 Flat	8403 (5401)	Flat	0.0	Blank	26.0/ 11.79
 Flat	8413 (54C6)	Flat	0.0	1/2" Knockout	26.0/ 11.79
 Flat	8419LR (54-S)	Flat	0.0	One Single Flush Receptacle 1-13/32" D	21.0/ 9.53
 Flat	8420LR (54-D)	Flat	0.0	Duplex Receptacle	19.0/ 8.62

† 3-1/2" Cover Hole Centerline.


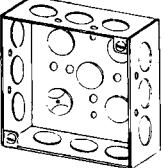

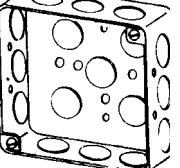
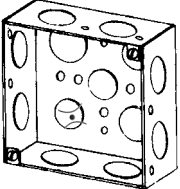

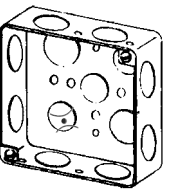

4" Square Boxes – 1-1/2" Deep

With Knockouts

UL Standard: 514A
 UL Listed: E2527
 NEMA: OS-1

Commercial Products

COMMERCIAL PRODUCTS: SWITCH AND OUTLET BOXES AND COVERS

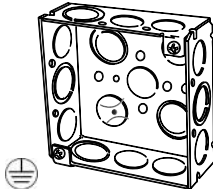
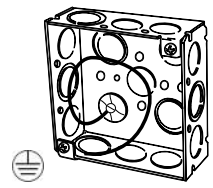
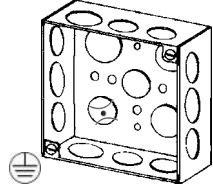
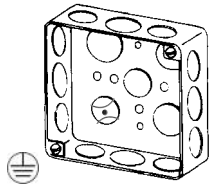
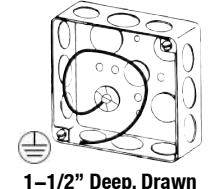
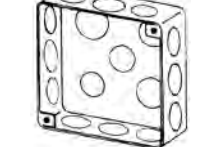
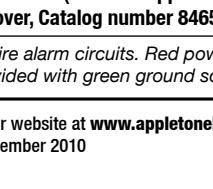
	Catalog Number (Universal No.)	Depth (inches)	Wiring Cubic Inch Capacity	Knockout Description			Wt. Lbs./Kgs. Per 100	
				Sides	Ends	Bottom		
	4SL-1/2 (52141-1/2)	1-1/4	18.0	(10) 1/2"	—	(5) 1/2"	61.0/ 27.67	
1-1/4" Deep, Drawn								
	4S-1/2 (52151-1/2)	1-1/2	21.0	(12) 1/2"	—	(4) 1/2"	73.0/ 33.11	
	4S-1/2RD *	Red Box Option	1-1/2	21.0	(12) 1/2"	—	(4) 1/2"	73.0/ 33.11
1-1/2" Deep, Welded								
	4S1/2-DR (52151-1/2)	1-1/2	21.0	(12) 1/2"	—	(5) 1/2"	73.0/ 33.11	
1-1/2" Deep, Drawn								
	4S-3/4 (52151-3/4)	1-1/2	21.0	(8) 3/4"	—	(2) 1/2" (2) 3/4"	67.0/ 30.39	
								
1-1/2" Deep, Welded								
	4S3/4-DR (52151-3/4)	1-1/2	21.0	(8) 3/4"	—	(2) 1/2" (2) 3/4"	67.0/ 30.39	
								
1-1/2" Deep, Drawn								

* For fire alarm circuits. Red powder coat finish.

4" Square Boxes – 1-1/2" Deep

With Knockouts

UL Standard: 514A
UL Listed: E2527
NEMA: OS-1

	Catalog Number (Universal No.)	Depth (inches)	Wiring Cubic Inch Capacity	Knockout Description			Wt. Lbs./Kgs. Per 100	
				Sides	Ends	Bottom		
 1-1/2" Deep, Welded	4SEK	1-1/2	21.0	(8) 1/2" (4) Eccentric KO	—	(2) 1/2" (2) Eccentric KO	72.0/ 32.66	
 1-1/2" Deep, Welded	4SEKP †	With Green Ground Wire	1-1/2	21.0	(8) 1/2" (4) Eccentric KO	—	(2) 1/2" (2) Eccentric KO	72.0/ 32.66
 1-1/2" Deep, Welded	4S-SPL (52151-SPL)		1-1/2	21.0	(8) 1/2" (4) 3/4"	—	(2) 1/2" (2) 3/4"	73.0/ 33.11
 1-1/2" Deep, Drawn	4S-SPL-DR (52151-SPL)		1-1/2	21.0	(8) 1/2" (4) 3/4"	—	(2) 1/2" (2) 3/4"	73.0/ 33.11
 1-1/2" Deep, Drawn	4S-SPL-DRRD *	Red Box Option	1-1/2	21.0	(8) 1/2" (4) 3/4"	—	(3) 1/2" (2) 3/4"	73.0/ 33.11
 1-1/2" Deep, Drawn	4S-SPL-DRP †	With Green Ground Wire	1-1/2	21.0	(8) 1/2" (4) 3/4"	—	(3) 1/2" (2) 1/2"	73.0/ 33.11
 Plenum Box; 1-1/2" Deep, Drawn; Without any holes and with reset knockouts (Screws supplied with cover, Catalog number 8465P)	4SP		1-1/2	21.0	(8) 1/2" (4) 3/4"	—	(3) 1/2" (2) 3/4"	70.0/ 31.75

* For fire alarm circuits. Red powder coat finish.

† Provided with green ground screw and 10" long No. 12 AWG solid, insulated green ground wire.

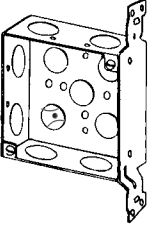
4" Square Boxes – 1-1/2" Deep

With Knockouts

UL Standard: 514A
 UL Listed: E2527
 NEMA: OS-1

Commercial Products

COMMERCIAL PRODUCTS: SWITCH AND OUTLET BOXES AND COVERS

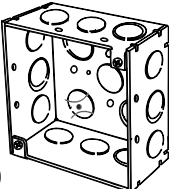

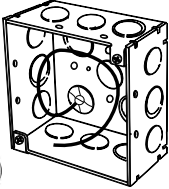

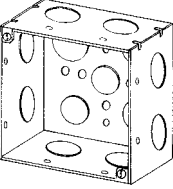
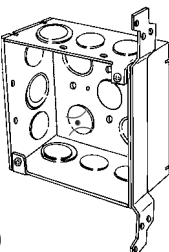

	Catalog Number (Universal No.)	Depth (Inches)	Wiring Cubic Inch Capacity	Knockout Description			Wt. Lbs./Kgs. Per 100
				Sides	Ends	Bottom	
 1-1/2" Deep, Welded; Plain vertical bracket	4SVB3/4PL (52151-V-3/4)	1-1/2	21.0	(6) 3/4"	—	(2) 1/2" (2) 3/4"	81.0/ 36.74
 1-1/2" Deep, Welded; Plain vertical bracket	4SVB-EK-PL	1-1/2	21.0	(6) 1/2" (3) Eccentric KO	—	(2) 1/2" (2) Eccentric KO	81.0/ 36.74
 1-1/2" Deep, Welded; Plain vertical bracket	4SVB-EK-PLRD * Red Box Option	1-1/2	21.0	(6) 1/2" (3) Eccentric KO	—	(2) 1/2" (2) Eccentric KO	81.0/ 36.74
 1-1/2" Deep, Welded; 1-3/8" offset vertical bracket	4SOB-EK	1-1/2	21.0	(6) 1/2" (3) Eccentric KO	—	(2) 1/2" (2) Eccentric KO	89.0/ 40.37
 1-1/2" Deep, Welded; Vertical bracket with barbed hooks	4SAB-EK	1-1/2	21.0	(6) 1/2" (3) Eccentric KO	—	(2) 1/2" (2) Eccentric KO	82.0/ 37.19
 1-1/2" Deep, Welded; Stud NL bracket set flush with front of box	4SB-EK (52151-B-1/2)	1-1/2	21.0	(6) 1/2" (3) Eccentric KO	—	(2) 1/2" (2) Eccentric KO	78.0/ 35.38

* For fire alarm circuits. Red powder coat finish.

4" Square Boxes – 2-1/8" Deep

With Knockouts

UL Standard: 514A
UL Listed: E2527
NEMA: OS-1

	Catalog Number (Universal No.)	Depth (inches)	Wiring Cubic Inch Capacity	Knockout Description			Wt. Lbs./Kgs. Per 100	
				Sides	Ends	Bottom		
  2-1/8" Deep, Welded	4SD-EK	2-1/8	30.3	(8) 1/2" (4) Eccentric KO	—	(2) 1/2" (2) Eccentric KO	82.0/ 37.19	
	4SD-EKRD *	Red Box Option	2-1/8	30.3	(8) 1/2" (4) Eccentric KO	—	(2) 1/2" (2) Eccentric KO	82.0/ 37.19
  2-1/8" Deep, Welded	4SD-EKP †	With Green Ground Wire	2-1/8	30.3	(8) 1/2" (4) Eccentric KO	—	(2) 1/2" (2) Eccentric KO	82.0/ 37.19
	4SD-3/4 (52171-3/4)		2-1/8	30.3	(8) 3/4"	—	(3) 1/2" (2) 3/4"	84.0/ 38.10
 2-1/8" Deep, Welded	4SD-1 (52171-1)		2-1/8	30.3	(8) 1"	—	(3) 1/2" (2) 3/4"	84.0/ 38.10
	4SDVB-EK-PL		2-1/8	30.3	(6) 1/2" (3) Eccentric KO	—	(2) 1/2" (2) Eccentric KO	104.0/ 47.17
  2-1/8" Deep, Welded; Plain vertical bracket; Set flush with front of box	4SDVB-EK-PLRD *	Red Box Option	2-1/8	30.3	(6) 1/2" (3) Eccentric KO	—	(2) 1/2" (2) Eccentric KO	104.0/ 47.17

* For fire alarm circuits. Red powder coat finish.

† Provided with green ground screw and 10" long No. 12 AWG solid, insulated green ground wire.

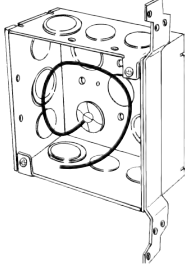
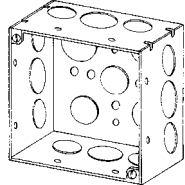
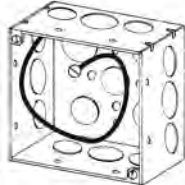
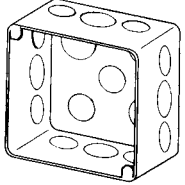
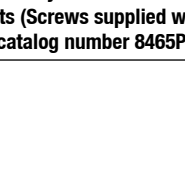
4" Square Boxes – 2-1/8" Deep

With Knockouts

UL Standard: 514A
 UL Listed: E2527
 NEMA: OS-1

Commercial Products

COMMERCIAL PRODUCTS: SWITCH AND OUTLET BOXES AND COVERS

Image	Catalog Number (Universal No.)	Options	Depth (Inches)	Wiring Cubic Inch Capacity	Knockout Description			Wt. Lbs./Kgs. Per 100
					Sides	Ends	Bottom	
 <p>2-1/8" Deep, Welded; Plain vertical bracket; Set flush with front of box</p>	4SDVB-EK-PLP †	With Green Ground Wire	2-1/8	30.3	(6) 1/2" (3) Eccentric KO	—	(2) 1/2" (2) Eccentric KO	104.0/ 47.17
 <p>2-1/8" Deep, Welded</p>	4SD-SPL (52171-SPL)		2-1/8	30.3	(8) 1/2" (4) 3/4"	—	(3) 1/2" (2) 3/4"	85.0/ 38.56
 <p>2-1/8" Deep, Welded</p>	4SD-SPLRD *	Red Box Option	2-1/8	30.3	(8) 1/2" (4) 3/4"	—	(3) 1/2" (2) 3/4"	85.0/ 38.56
 <p>Plenum Box, 2-1/8" Deep, Drawn; Without any holes and with reset knockouts (Screws supplied with cover, catalog number 8465P)</p>	4SD-SPLP †	With Green Ground Wire	2-1/8	30.3	(8) 1/2" (4) 3/4"	—	(3) 1/2" (2) 3/4"	85.0/ 38.56
	4SPD		2-1/8	30.3	(8) 1/2" (4) 3/4"	—	(3) 1/2" (2) 3/4"	84.0/ 38.10

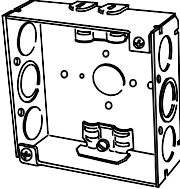
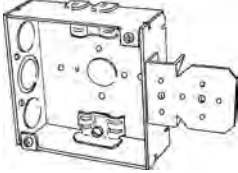
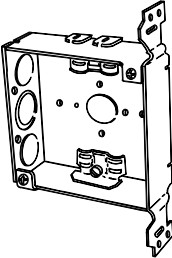
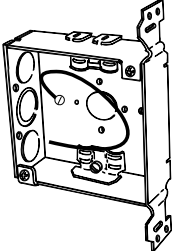
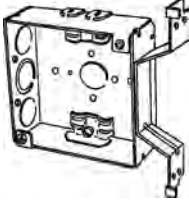
* For fire alarm circuits. Red powder coat finish.

† Provided with green ground screw and 10" long No. 12 AWG solid, insulated green ground wire.

4" Square Boxes

With Nonmetallic Sheathed Cable Clamps

UL Standard: 514A, 514B
 UL Listed: E2527
 NEMA: FB-1, OS-1

	Catalog Number (Universal No.)	Depth (Inches)	Wiring Cubic Inch Capacity	Type Clamp	Knockout Description			Wt. Lbs./ Kgs. Per 100
					Sides	Ends	Bottom	
 1-1/2" Deep, Welded Nail holes	4SR-EK	1-1/2	21.0	CL-26	(4) 1/2" (2) Eccentric KO	(4) 21/32"	(1) 1/2"	74.0/ 33.57
 1-1/2" Deep, Welded; Stud NL Bracket set flush with front of box	4SRB-EK	1-1/2	21.0	CL-26	(2) 1/2" (1) Eccentric KO	(4) 21/32"	(1) 1/2"	88.0/ 39.92
 1-1/2" Deep, Welded; 1-3/8" offset vertical bracket; Set flush with front of box	4SRVB-EK-PL	1-1/2	21.0	CL-26	(2) 1/2" (1) Eccentric KO	(4) 21/32"	(1) 1/2"	84.0/ 38.10
 1-1/2" Deep, Welded; Plain vertical bracket	4SRVB-EK-PLP †	1-1/2	21.0	CL-26	(2) 1/2"	(4) 21/32"	(1) 1/2"	84.0/ 38.10
 1-1/2" Deep, Welded; 1-3/8" offset vertical bracket; Set flush with front of box	4SROB-EK	1-1/2	21.0	CL-26	(2) 1/2" (1) Eccentric KO	(4) 21/32"	(1) 1/2"	94.0/ 42.64

† Provided with green ground screw and 10" long No. 12 AWG solid, insulated green ground wire.

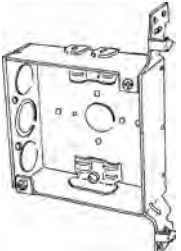
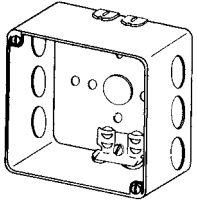
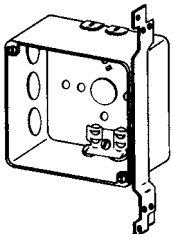
4" Square Boxes

With Nonmetallic Sheathed Cable Clamps

UL Standard: 514A, 514B
 UL Listed: E2527
 NEMA: FB-1, OS-1

Commercial Products

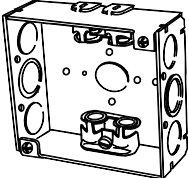

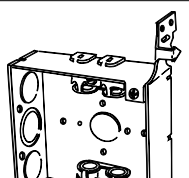
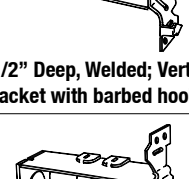
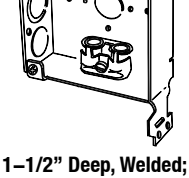
COMMERCIAL PRODUCTS: SWITCH AND OUTLET BOXES AND COVERS

	Catalog Number (Universal No.)	Depth (inches)	Wiring Cubic Inch Capacity	Type Clamp	Knockout Description			Wt. Lbs./Kgs. Per 100
					Sides	Ends	Bottom	
 <p>1-1/8" Deep, Welded; Vertical bracket with barbed hooks</p>	4SRAB-EK	1-1/2	21.0	CL-26	(2) 1/2" (1) Eccentric KO	(4) 21/32"	(1) 1/2"	88.0/ 39.92
 <p>2-1/8" Deep, Drawn Nail holes</p>	4SRD	2-1/8	30.3	CL-26	(6) 1/2"	(4) 21/32"	(1) 1/2"	90.0/ 40.82
 <p>2-1/8" Deep, Drawn; Plain vertical bracket flush with front of box</p>	4SRDVB-PL	2-1/8	30.3	CL-26	(3) 1/2"	(4) 21/32"	(1) 1/2"	100.0/ 45.36

4" Square Boxes

With Armored Cable (AC)/Metal Clad Cable (MCI, MCI-A, MCC)/ Flexible Metal Conduit Clamps

UL Standard: 514A, 514B
 UL Listed: E2527
 NEMA: FB-1, OS-1

	Catalog Number (Universal No.)	Depth (inches)	Wiring Cubic Inch Capacity	Type Clamp	Knockout Description			Wt. Lbs./Kgs. Per 100	
					Sides	Ends	Bottom		
 1-1/2" Deep, Welded	4SX-EK (52151VB)	1-1/2	21.0	CL-13	(4) 1/2" (2) Eccentric KO	(4) 21/32"	(1) 1/2"	100.0/ 45.36	
 1-1/2" Deep, Welded	4SX-EKP †	With Green Ground Wire	1-1/2	21.0	CL-13	(4) 1/2" (2) Eccentric KO	(4) 21/32"	(1) 1/2"	100.0/ 45.36
 1-1/2" Deep, Welded; Vertical bracket with barbed hooks	4SXAB-EK (52151VB)	1-1/2	21.0	CL-13	(2) 1/2" (1) Eccentric KO	(4) 21/32"	(1) 1/2"	100.0/ 45.36	
 1-1/2" Deep, Welded; Plain vertical bracket	4SXVB-EK-PL	1-1/2	21.0	CL-13	(2) 1/2" (1) Eccentric KO	(4) 21/32"	(1) 1/2"	114.0/ 51.71	
 1-1/2" Deep, Welded; Plain NL bracket set flush with front of box	4SXB-EK-PL	1-1/2	21.0	CL-13	(2) 1/2" (1) Eccentric KO	(4) 21/32"	(1) 1/2"	116.0/ 52.62	

† Provided with green ground screw and 10" long No. 12 AWG solid, insulated green ground wire.

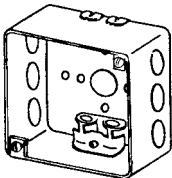
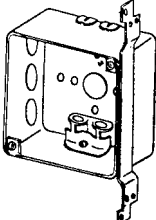
4" Square Boxes

With Armored Cable (AC)/Metal Clad Cable (MCI, MCI-A, MCC)/ Flexible Metal Conduit Clamps

UL Standard: 514A, 514B
 UL Listed: E2527
 NEMA: FB-1, OS-1

Commercial Products

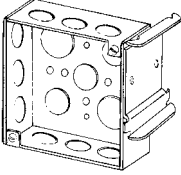
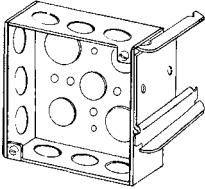
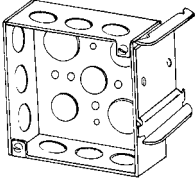
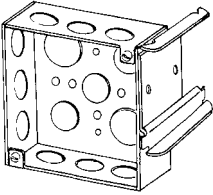
COMMERCIAL PRODUCTS: SWITCH AND OUTLET BOXES AND COVERS

	Catalog Number (Universal No.)	Depth (inches)	Wiring Cubic Inch Capacity	Type Clamp	Knockout Description			Wt. Lbs./Kgs. Per 100
					Sides	Ends	Bottom	
 <p>2-1/8" Deep, Drawn</p>	4SXDX	2-1/8	30.3	CL-13	(6) 1/2"	(4) 2 1/32"	(1) 1/2"	100.0/ 45.36
 <p>2-1/8" Deep, Drawn; Plain vertical bracket; Set flush with front of box</p>	4SXDXVB-PL	2-1/8	30.3	CL-13	(3) 1/2"	(4) 2 1/32"	(1) 1/2"	114.0/ 51.71

4" Square Boxes with Snap-In Brackets

For 2-1/2" and 3-5/8" Metal Studs

UL Standard: 514A
 UL Listed: E2527
 NEMA: OS-1

	Catalog Number (Universal No.)	Depth (inches)	Stud Size (inches)	Wiring Cubic Inch Capacity	Type Clamp	Knockout Description			Wt. Lbs./Kgs. Per 100
						Sides	Ends	Bottom	
With Knockouts									
	4S1/2-SB2-1/2	1-1/2	2-1/2	21.0	—	(9) 1/2"	—	(5) 1/2"	92.0/ 41.73
1-1/2" Deep, Welded; For 2-1/2" metal stud									
	4S1/2-SB3-5/8	1-1/2	3-5/8	21.0	—	(9) 1/2"	—	(5) 1/2"	102.0/ 46.27
1-1/2" Deep, Welded; For 3-5/8" metal stud									
	4S-SPL-SB2-1/2	1-1/2	2-1/2	21.0	—	(6) 1/2" (3) 3/4"	—	(3) 1/2" (2) 3/4"	92.0/ 41.73
1-1/2" Deep, Welded; For 2-1/2" metal stud									
	4S-SPL-SB3-5/8	1-1/2	3-5/8	21.0	—	(6) 1/2" (3) 3/4"	—	(3) 1/2" (2) 3/4"	102.0/ 46.27
1-1/2" Deep, Welded; For 3-5/8" metal stud									

Commercial Products

COMMERCIAL PRODUCTS: SWITCH AND OUTLET BOXES AND COVERS

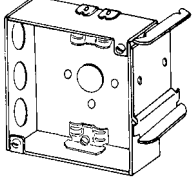
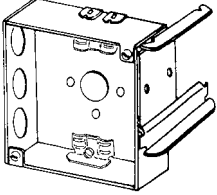
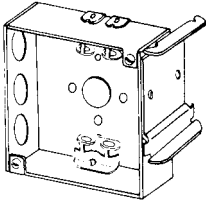
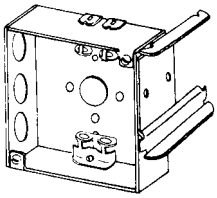
4" Square Boxes with Snap-In Brackets

For 2-1/2" and 3-5/8" Metal Studs

UL Standard: 514A, 514B
 UL Listed: E2527
 NEMA: FB-1, OS-1

Commercial Products

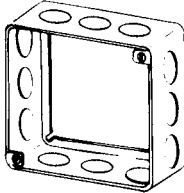
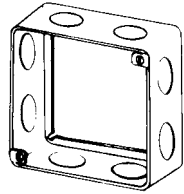
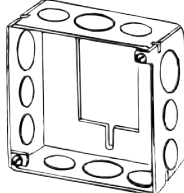
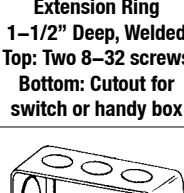
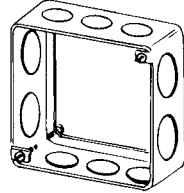
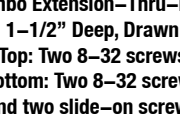
COMMERCIAL PRODUCTS: SWITCH AND OUTLET BOXES AND COVERS

	Catalog Number (Universal No.)	Depth (inches)	Stud Size (inches)	Wiring Cubic Inch Capacity	Type Clamp	Knockout Description			Wt. Lbs./Kgs. Per 100
						Sides	Ends	Bottom	
With Nonmetallic Sheathed Cable Clamps									
	4SR-SB2-1/2	1-1/2	2-1/2	21.0	CL-26	(3) 1/2"	(4) 21/32"	(1) 1/2"	93.0/ 42.18
1-1/2" Deep, Welded For 2-1/2" metal stud									
	4SR-SB3-5/8	1-1/2	3-5/8	21.0	CL-26	(3) 1/2"	(4) 21/32"	(1) 1/2"	103.0/ 46.72
1-1/2" Deep, Welded For 3-5/8" metal stud									
With Armored Cable (AC)/Metal Clad Cable (MCI, MCI-A, MCC) Clamps									
	4SX-SB2-1/2	1-1/2	2-1/2	21.0	CL-13	(3) 1/2"	(4) 21/32"	(1) 1/2"	119.0/ 53.98
1-1/2" Deep, Welded For 2-1/2" metal stud									
	4SX-SB3-5/8	1-1/2	3-5/8	21.0	CL-13	(3) 1/2"	(4) 21/32"	(1) 1/2"	129.0/ 58.51
1-1/2" Deep, Welded For 3-5/8" metal stud									

4" Square Box Extension Rings and Thru-Ring

With Knockouts

UL Standard: 514A
 UL Listed: E2527
 NEMA: OS-1

	Catalog Number (Universal No.)	Depth (inches)	Wiring Cubic Inch Capacity	Knockout Description			Wt. Lbs./Kgs. Per 100	
				Sides	Ends	Bottom		
 <p>Extension Ring 1-1/2" Deep, Drawn Top: Two 8-32 screws Bottom: Two slide-on slots</p>	4SE-1/2	1-1/2	21.0	(12) 1/2"	—	—	44.0/ 19.96	
 <p>Extension Ring 1-1/2" Deep, Drawn Top: Two 8-32 screws Bottom: Two slide-on slots</p>	4SE-3/4 (53151-3/4)	1-1/2	21.0	(8) 3/4"	—	—	44.0/ 19.96	
 <p>Extension Ring 1-1/2" Deep, Drawn Top: Two 8-32 screws Bottom: Two slide-on slots</p>	4SSBE-SPL	1-1/2	21.0	(8) 1/2" (4) 3/4"	—	—	64.0/ 29.03	
 <p>Extension Ring 1-1/2" Deep, Drawn Top: Two 8-32 screws Bottom: Cutout for switch or handy box</p>	4SSBE-SPLRD *	Red Box Option	1-1/2	21.0	(8) 1/2" (4) 3/4"	—	—	64.0/ 29.03
 <p>Extension Ring 1-1/2" Deep, Drawn Top: Two 8-32 screws Bottom: Two slide-on slots</p>	4SES (53151-1/2)	1-1/2	21.0	(6) 1/2" (4) 3/4"	—	—	47.0/ 21.32	
 <p>Combo Extension-Thru-Ring 1-1/2" Deep, Drawn Top: Two 8-32 screws Bottom: Two 8-32 screws and two slide-on screws</p>	4SESRD *	Red Box Option	1-1/2	21.0	(6) 1/2" (4) 3/4"	—	—	47.0/ 21.32

* For fire alarm circuits. Red powder coat finish.

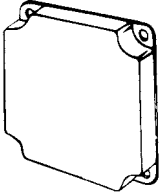

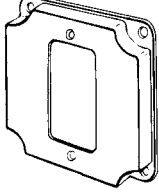
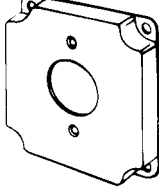
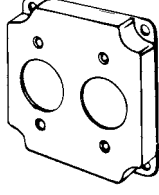
4" Square Covers

Raised Surface Covers

UL Standard: 514A
UL Listed: E2527

Commercial Products

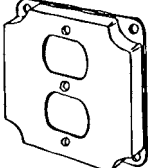
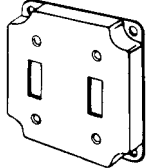
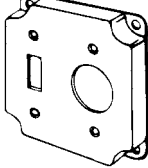
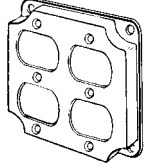
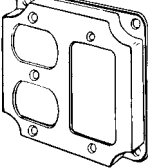
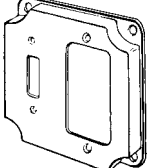
COMMERCIAL PRODUCTS: SWITCH AND OUTLET BOXES AND COVERS

	Catalog Number (Universal No.)	Depth (inches)	Wiring Cubic Inch Capacity	Description	Wt. Lbs. /Kgs. Per 100
 1/2" Raised	8360	1/2	7.0	Blank	45.0/ 20.41
 1/2" Raised	8361 (52-1T)	1/2	7.0	One Toggle Switch	44.0/ 19.96
 1/2" Raised	8362	1/2	7.0	One GFCI Device	35.0/ 15.88
 1/2" Raised 1-13/32" Opening	8363	1/2	7.0	One Single Flush Receptacle 1-13/32" D	40.0/ 18.14
 1/2" Raised 1-13/32" Openings	8364	1/2	7.0	Two Single Flush Receptacles 1-13/32" D	38.0/ 17.24

4" Square Covers

Raised Surface Covers

UL Standard: 514A
 UL Listed: E2527
 NEMA: OS-1

	Catalog Number (Universal No.)	Depth (inches)	Wiring Cubic Inch Capacity	Description	Wt. Lbs. /Kgs. Per 100
 1/2" Raised	8365N	1/2	7.0	One Duplex Flush Receptacle *	36.0/ 16.33
 1/2" Raised	8367 (52-2T)	1/2	7.0	Two Toggle Switches	42.0/ 19.05
 1/2" Raised 1-13/32" Opening	8368	1/2	7.0	One Toggle Switch, One Single Flush Receptacle 1-13/32" D	39.0/ 17.69
 1/2" Raised	8371N	1/2	7.0	Two Duplex Flush Receptacles *	33.0/ 14.97
 1/2" Raised	8373N	1/2	7.0	One Duplex Flush, One GFCI Device *	32.0/ 14.51
 1/2" Raised	8374	1/2	7.0	One Toggle Switch, One GFCI Device	38.0/ 17.24

* Extra mounting screws and nuts provided.

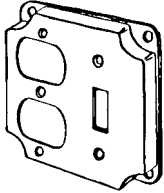
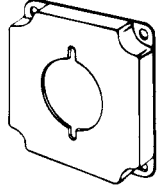
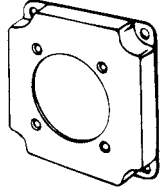
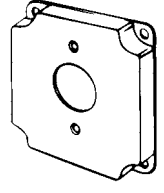
4" Square Covers

Raised Surface Covers

UL Standard: 514A
 UL Listed: E2527
 NEMA: OS-1

Commercial Products

COMMERCIAL PRODUCTS: SWITCH AND OUTLET BOXES AND COVERS


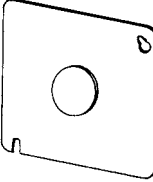

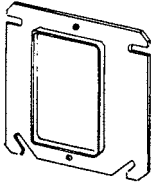
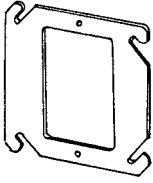
	Catalog Number (Universal No.)	Depth (inches)	Wiring Cubic Inch Capacity	Description	Wt. Lbs. /Kgs. Per 100
 <p>1/2" Raised</p>	8375N	1/2	7.0	One Toggle Switch, One Duplex Flush*	38.0/ 17.24
 <p>1/2" Raised 2-9/64" Opening</p>	8377	1/2	7.0	30-50A Single Flush Receptacle 2-9/64" D	36.0/ 16.33
 <p>1/2" Raised 2-1/2" Opening</p>	8378	1/2	7.0	One Single Flush Receptacle 2-1/2" D	35.0/ 15.88
 <p>1/2" Raised 1-19/32" Opening</p>	8379 (52R54)	1/2	7.0	20A Twist Lock Receptacle 1-19/32" D	38.0/ 17.24

* Extra mounting screws and nuts provided.

4" Square Covers

Flat Covers and Single Device - Plaster Rings/Mud Rings

UL Standard: 514A
 UL Listed: E2527
 NEMA: OS-1

	Catalog Number (Universal No.)		Depth (inches)	Wiring Cubic Inch Capacity	Description	Wt. Lbs./Kgs. Per 100
Flat Covers						
 Blank	8465 (52C1)		Flat	—	Blank	32.0/ 14.51
	8465RD *	Red Box Option	Flat	—	Blank	32.0/ 14.51
 1/2" KO	8474 (52C6)		Flat	—	1/2" KO	32.0/ 14.51
 Plenum box cover with gasket and screws	8465P		Flat	—	Blank Plenum Box Cover Gasketed with Two Captive Screws	35.0/ 15.88
Single Device						
 1/4" Raised	8468WB (52C36)		1/4	1.5	Single Device	22.0/ 9.98
 Flat	8468F (52C-0)		Flat	0.0	Single Device	21.0/ 9.53

* For fire alarm circuits. Red powder coat finish.

4" Square Covers

Single Device - Plaster Rings/Mud Rings

UL Standard: 514A
 UL Listed: E2527
 NEMA: OS-1

Commercial Products

COMMERCIAL PRODUCTS: SWITCH AND OUTLET BOXES AND COVERS

	Catalog Number (Universal No.)	Depth (inches)	Wiring Cubic Inch Capacity	Description	Wt. Lbs. /Kgs. Per 100
 1/4" Raised	8468B (52C62)	1/4	2.0	Single Device	23.0/ 10.43
 1/2" Raised	8468A (52C13)	1/2	3.5	Single Device - Drawn	28.0/ 12.70
 5/8" Raised	8468C (52C14-58)	5/8	4.5	Single Device - Drawn	28.0/ 12.70
 3/4" Raised	8468 (52C14)	3/4	5.5	Single Device - Drawn	32.0/ 14.51
 1" Raised	8466A (52C15)	1	7.5	Single Device - Drawn	36.0/ 16.33
 1-1/4" Raised	8466 (52C16)	1-1/4	9.5	Single Device - Drawn	40.0/ 18.14

4" Square Covers

Single Device - Ceiling Plaster Rings/Mud Rings

UL Standard: 514A
 UL Listed: E2527
 NEMA: OS-1

	Catalog Number (Universal No.)	Depth (inches)	Wiring Cubic Inch Capacity	Description	Wt. Lbs./Kgs. Per 100
 1/4" Raised	8461E (52C3-1/4)	1/4	1.5	Ears 2-3/4" C to C Open	22.0/ 9.98
 1/2" Raised	8461A (52C3-1/2)	1/2	3.5	Ears 2-3/4" C to C Open	24.0/ 10.89
 5/8" Raised	8461 (52C)	5/8	4.5	Ears 2-3/4" C to C Open	26.0/ 11.79
 3/4" Raised	8461B (52C3-3/4)	3/4	5.0	Ears 2-3/4" C to C Open	28.0/ 12.70
 1" Raised	8461C (52C3-1)	1	7.0	Ears 2-3/4" C to C Open	54.0/ 24.49
 1-1/4" Raised	8461D (52C3-1-1/4)	1-1/4	9.0	Ears 2-3/4" C to C Open	73.0/ 33.11

Commercial Products

COMMERCIAL PRODUCTS: SWITCH AND OUTLET BOXES AND COVERS

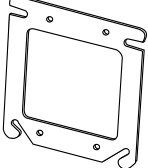
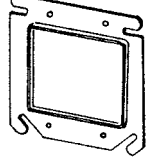

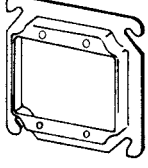
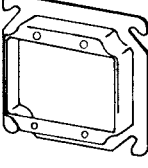
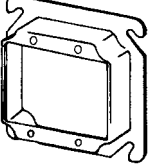
4" Square Covers

Double Device - Plaster Rings/Mud Rings

UL Standard: 514A
 UL Listed: E2527
 NEMA: OS-1

Commercial Products

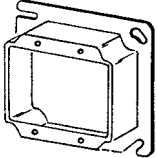
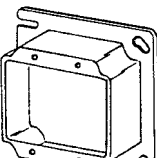
COMMERCIAL PRODUCTS: SWITCH AND OUTLET BOXES AND COVERS

	Catalog Number (Universal No.)	Depth (inches)	Wiring Cubic Inch Capacity	Description	Wt. Lbs./Kgs. Per 100
 Flat	8470F (52C-00)	Flat	0.0	Double Device	13.0/ 5.89
 1/4" Raised	8470WB (52C37)	1/4	3.5	Double Device	17.0/ 7.71
 1/4" Raised	8470B (52C20)	1/4	3.0	Double Device	13.0/ 5.89
 1/2" Raised	8470A (52C17)	1/2	6.0	Double Device	20.0/ 9.07
 5/8" Raised	8470C (52C185/8)	5/8	8.0	Double Device	22.0/ 9.98
 3/4" Raised	8470 (52C18)	3/4	9.0	Double Device	24.0/ 10.89

4" Square Covers

Double Device - Plaster Rings/Mud Rings

UL Standard: 514A
 UL Listed: E2527
 NEMA: OS-1

	Catalog Number (Universal No.)	Depth (inches)	Wiring Cubic Inch Capacity	Description	Wt. Lbs./Kgs. Per 100
 1" Raised	8469A (52C19)	1	12.0	Double Device	30.0/ 13.61
 1-1/4" Raised	8469B (52C21)	1-1/4	15.0	Double Device	40.0/ 18.14

Commercial Products

COMMERCIAL PRODUCTS: SWITCH AND OUTLET BOXES AND COVERS

4" Square Tile Covers

Single Device - Plaster Rings/Mud Rings

UL Standard: 514A
 UL Listed: E2527
 NEMA: OS-1

Commercial Products

COMMERCIAL PRODUCTS: SWITCH AND OUTLET BOXES AND COVERS

	Catalog Number (Universal No.)	Depth (inches)	Wiring Cubic Inch Capacity	Description	Wt. Lbs. /Kgs. Per 100
 1/2" Raised	846-50 (52C49-1/2)	1/2	3.5	Single Device	30.0/ 13.61
 3/4" Raised	846-75 (52C49-3/4)	3/4	5.8	Single Device	35.0/ 15.88
 1" Raised	846-100 (52C49-1)	1	7.5	Single Device	40.0/ 18.14
 1-1/4" Raised	846-125 (52C49-1-1/4)	1-1/4	9.3	Single Device	46.0/ 20.87
 1-1/2" Raised	846-150 (52C50-1-1/2)	1-1/2	11.0	Single Device	52.0/ 23.59
 2" Raised	846-200 (52C51-2)	2	14.8	Single Device	64.0/ 29.03

4" Square Tile Covers

Double Device - Plaster Rings/Mud Rings

UL Standard: 514A
 UL Listed: E2527
 NEMA: OS-1

	Catalog Number (Universal No.)	Depth (inches)	Wiring Cubic Inch Capacity	Description	Wt. Lbs. /Kgs. Per 100
 1/2" Raised	847-50 (52C52-1/2)	1/2	6.3	Double Device	24.0/ 10.89
 3/4" Raised	847-75 (52C52-3/4)	3/4	9.0	Double Device	32.0/ 14.52
 1" Raised	847-100 (52C5-1)	1	12.3	Double Device	38.0/ 17.24
 1-1/4" Raised	847-125 (52C52-1-1/4)	1-1/4	15.3	Double Device	45.0/ 20.41
 1-1/2" Raised	847-150 (52C53-1-1/2)	1-1/2	18.3	Double Device	52.0/ 23.59
 2" Raised	847-200 (52C54-2)	2	24.0	Double Device	68.0/ 30.84

Commercial Products

COMMERCIAL PRODUCTS: SWITCH AND OUTLET BOXES AND COVERS

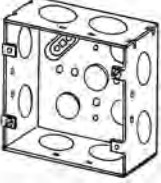
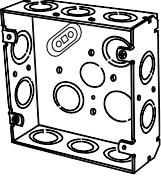
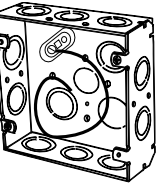
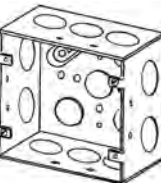
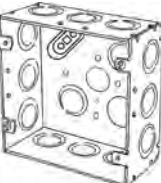
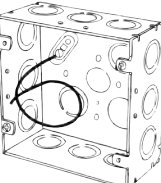
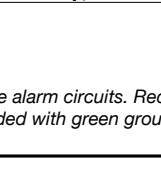
4-11/16" Square Boxes

With Knockouts

UL Standard: 514A
UL Listed: E2527
NEMA: OS-1

Commercial Products

COMMERCIAL PRODUCTS: SWITCH AND OUTLET BOXES AND COVERS

	Catalog Number (Universal No.)	Depth (inches)	Wiring Cubic Inch Capacity	Knockout Description			Wt. Lbs./Kgs. Per 100	
				Sides	Ends	Bottom		
 1-1/2" Deep, Welded	4SJ-3/4 (72151-3/4)	1-1/2	29.5	(8) 3/4"	—	(2) 1/2" (2) 3/4"	87.0/ 39.46	
 1-1/2" Deep, Welded	4SJ-EK (72151-SPL)	1-1/2	29.5	(10) Eccentric KO	—	(1) 1/2" (1) 3/4" (2) Eccentric KO	88.0/ 39.92	
 1-1/2" Deep, Welded	4SJ-EKP †	With Green Ground Wire	1-1/2	29.5	(10) Eccentric KO	—	(1) 1/2" (1) 3/4" (2) Eccentric KO	88.0/ 39.92
 2-1/8" Deep, Welded	4SJD-3/4 (72171-3/4)	2-1/8	42.0	(10) 3/4"	—	(2) 1/2" (2) 3/4"	104.0/ 47.17	
 2-1/8" Deep, Welded	4SJD-EK (72171-SPL)	2-1/8	42.0	(12) Eccentric KO	—	(1) 1/2" (1) 3/4" (2) Eccentric KO	104.0/ 47.17	
 2-1/8" Deep, Welded	4SJD-EKRD *	Red Box Option	2-1/8	42.0	(12) Eccentric KO	—	(1) 1/2" (1) 3/4" (2) Eccentric KO	104.0/ 47.17
 2-1/8" Deep, Welded	4SJD-EKP †	With Green Ground Wire	2-1/8	42.0	(12) Eccentric KO	—	(1) 1/2" (1) 3/4" (2) Eccentric KO	104.0/ 47.17

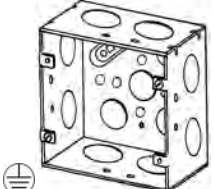
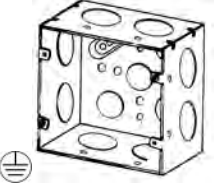
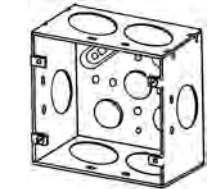
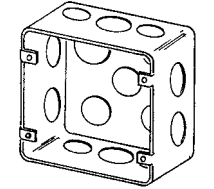
* For fire alarm circuits. Red powder coat finish.

† Provided with green ground screw and 10" long No. 12 AWG solid, insulated green ground wire.

4-11/16" Square Boxes

With Knockouts

UL Standard: 514A
 UL Listed: E2527
 NEMA: OS-1

	Catalog Number (Universal No.)	Depth (inches)	Wiring Cubic Inch Capacity	Knockout Description			Wt. Lbs. /Kgs. Per 100
				Sides	Ends	Bottom	
 2-1/8" Deep, Welded	4SJD-3/4-1 (72171-3/4-1-SPL)	2-1/8	42.0	(4) 3/4" (4) 1"	—	(2) 1/2" (2) 3/4"	108.0/ 48.99
 2-1/8" Deep, Welded	4SJD-1 (72171-1)	2-1/8	42.0	(8) 1"	—	(2) 1/2" (2) 3/4"	97.0/ 43.99
 2-1/8" Deep, Welded	4SJD-1-1/4 (72171-1-1/4)	2-1/8	42.0	(6) 1-1/4"	—	(2) 1/2" (2) 3/4"	106.0/ 48.08
 Plenum Box 2-1/8" Deep, Drawn (Screws supplied with cover, catalog number 8487P)	4SPJD	2-1/8	42.0	(4) 1/2" (6) 3/4"	—	(3) 1/2" (2) 3/4"	108.0/ 48.99

Commercial Products

COMMERCIAL PRODUCTS: SWITCH AND OUTLET BOXES AND COVERS

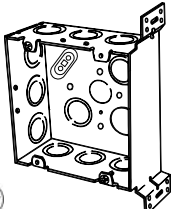
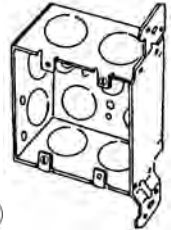
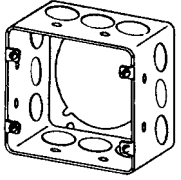

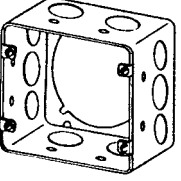
4-11/16" Square Boxes and Extension Rings

With Knockouts

UL Standard: 514A
 UL Listed: E2527
 NEMA: OS-1

Commercial Products

COMMERCIAL PRODUCTS: SWITCH AND OUTLET BOXES AND COVERS

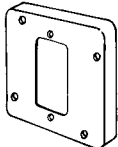
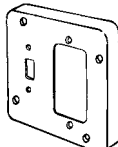
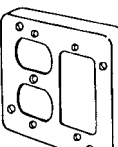

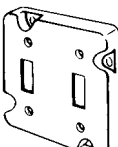
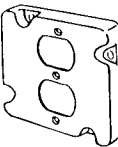

	Catalog Number (Universal No.)	Depth (inches)	Wiring Cubic Inch Capacity	Knockout Description			Wt. Lbs./ Kgs. Per 100
				Sides	Ends	Bottom	
4-11/16" Square Boxes							
 <p>2-1/8" Deep, Welded Offset vertical bracket flush with front of box</p>	4SJD-EK-VB	2-1/8	42.0	(9) Eccentric KO	—	(1) 1/2" (1) 3/4" (2) Eccentric KO	124.0/ 56.25
 <p>2-1/8" Deep, Welded Offset vertical bracket flush with front of box</p>	4SJD-1-VB	2-1/8	42.0	(6) 1"	—	(2) 1/2" (2) 3/4"	124.0/ 56.25
4-11/16" Square Box Extension Rings							
 <p>2-1/8" Deep, Drawn 8-32 tapped holes and slide- on screw slots in bottom</p>	4SJDE-1/2-3/4	2-1/8	42.0	(4) 1/2" (6) 3/4"	—	—	66.0/ 29.94
 <p>2-1/8" Deep, Drawn 8-32 tapped holes and slide- on screw slots in bottom</p>	4SJDE-1/2-3/4RD *	2-1/8	42.0	(4) 1/2" (6) 3/4"	—	—	66.0/ 29.94
 <p>2-1/8" Deep, Drawn 8-32 tapped holes and slide- on screw slots in bottom</p>	4SJDE-1	2-1/8	42.0	(8) 1"	—	—	66.0/ 29.94

* For fire alarm circuits. Red powder coat finish.

4-11/16" Square Covers

Raised Surface

UL Standard: 514A
UL Listed: E2527
NEMA: OS-1

	Catalog Number (Universal No.)	Depth (inches)	Wiring Cubic Inch Capacity	Description	Wt. Lbs./Kgs. Per 100
 1/2" Raised	8484	1/2	10.0	One GFCI Device	50.0/ 22.68
 1/2" Raised	8484A	1/2	10.0	One Toggle Switch, One GFCI Device	50.0/ 22.68
 1/2" Raised	8484BN	1/2	10.0	One Duplex Receptacle, One GFCI Device *	45.0/ 20.41
 1/2" Raised	8489	1/2	10.0	One Toggle Switch	54.0/ 24.49
 1/2" Raised	8490	1/2	10.0	Two Toggle Switches	54.0/ 24.49
 1/2" Raised	8491N	1/2	10.0	One Duplex Receptacle *	50.0/ 22.68
 1/2" Raised	8495	1/2	10.0	Blank	55.0/ 24.95

* Extra mounting screws and nuts provided.

Commercial Products

COMMERCIAL PRODUCTS: SWITCH AND OUTLET BOXES AND COVERS

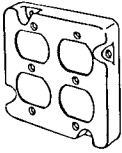
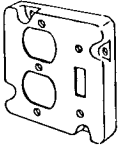
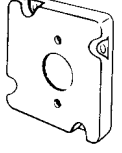
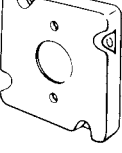
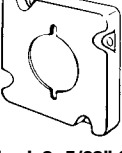
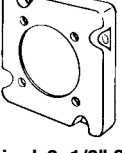
4-11/16" Square Covers

Raised Surface

UL Standard: 514A
UL Listed: E2527
NEMA: OS-1

Commercial Products

COMMERCIAL PRODUCTS: SWITCH AND OUTLET BOXES AND COVERS

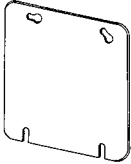
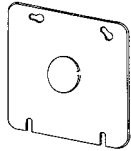
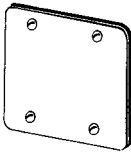
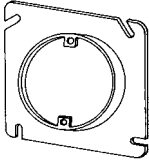
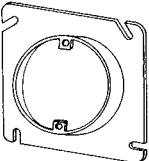
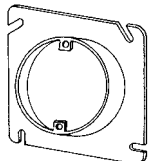
	Catalog Number (Universal No.)	Depth (inches)	Wiring Cubic Inch Capacity	Description	Wt. Lbs./Kgs. Per 100
 1/2" Raised	8492N	1/2	10.0	Two Duplex Receptacles *	45.0/ 20.41
 1/2" Raised	8493N	1/2	10.0	One Toggle Switch, One Duplex Receptacle *	50.0/ 22.68
 1/2" Raised; 1-13/32" Opening	8494	1/2	10.0	Single Receptacle 1-13/32" D	54.0/ 24.49
 1/2" Raised; 1-19/32" Opening	8496	1/2	10.0	Single Receptacle 1-19/32" D	54.0/ 24.49
 1/2" Raised; 1-3/4" Opening	8497	1/2	10.0	Twist Lock Receptacle 1-3/4" D	51.0/ 23.13
 1/2" Raised; 2-5/32" Opening	8498	1/2	10.0	Single Receptacle 2-5/32" D	54.0/ 24.49
 1/2" Raised; 2-1/2" Opening	8499	1/2	10.0	Single Receptacle 2-1/2" D	54.0/ 24.49

* Extra mounting screws and nuts provided.

4-11/16" Square Covers

Flat and Single - Ceiling Plaster Rings/Mud Rings

UL Standard: 514A
 UL Listed: E2527
 NEMA: OS-1

	Catalog Number (Universal No.)	Depth (inches)	Wiring Cubic Inch Capacity	Description	Wt. Lbs. /Kgs. Per 100	
Flat						
	8487 (72C1)	Flat	—	Blank	42.0/ 19.05	
	8487RD *	Red Box Option	Flat	—	Blank	42.0/ 19.05
	8487K (72C6)	Flat	—	One 1/2" Knockout	43.0/ 19.50	
	8487P	Flat	—	Blank Plenum Box Cover Gasketed with Four Captive Screws	48.0/ 21.77	
Single Device						
	8488A	1/2	3.0	Ears 2-3/4" C to C	36.0/ 16.33	
1/2" Raised						
	8488B	5/8	4.0	Ears 2-3/4" C to C	42.0/ 19.05	
5/8" Raised						
	8488C	3/4	5.0	Ears 2-3/4" C to C	48.0/ 21.77	
3/4" Raised						

* For fire alarm circuits. Red powder coat finish.

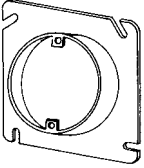
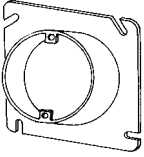
4-11/16" Square Covers

Single Device - Ceiling Plaster Rings/Mud Rings

UL Standard: 514A
UL Listed: E2527
NEMA: OS-1

Commercial Products

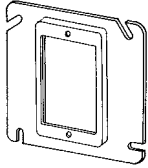
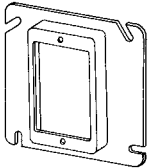
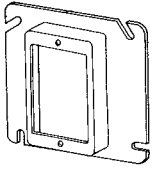
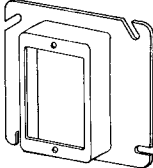
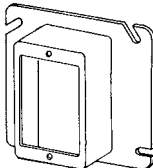
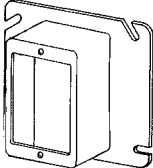
COMMERCIAL PRODUCTS: SWITCH AND OUTLET BOXES AND COVERS

	Catalog Number (Universal No.)	Depth (inches)	Wiring Cubic Inch Capacity	Description	Wt. Lbs./Kgs. Per 100
 1" Raised	8488D	1	7.0	Ears 2-3/4" C to C	60.0/ 27.22
 1-1/4" Raised	8488E	1-1/4	9.0	Ears 2-3/4" C to C	72.0/ 32.66

4-11/16" Square Covers

Single Device - Plaster Rings/Mud Rings

UL Standard: 514A
 UL Listed: E2527
 NEMA: OS-1

	Catalog Number (Universal No.)	Depth (inches)	Wiring Cubic Inch Capacity	Description	Wt. Lbs./Kgs. Per 100
 1/4" Raised	8485B	1/4	2.5	Single Device	34.0/ 15.42
 1/2" Raised	8485A (72C13)	1/2	4.0	Single Device	38.0/ 17.24
 5/8" Raised	8485C	5/8	4.8	Single Device	39.0/ 17.69
 3/4" Raised	8485 (72C14)	3/4	5.5	Single Device	40.0/ 18.14
 1" Raised	8485D	1	6.3	Single Device	45.0/ 20.41
 1-1/4" Raised	8485E	1-1/4	8.0	Single Device	50.0/ 22.68

Commercial Products

COMMERCIAL PRODUCTS: SWITCH AND OUTLET BOXES AND COVERS

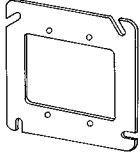
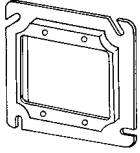
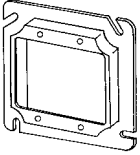
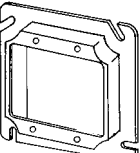
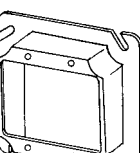
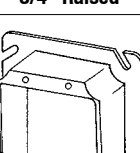
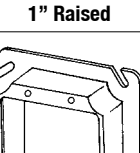
4-11/16" Square Covers

Double Device - Plaster Rings/Mud Rings

UL Standard: 514A
 UL Listed: E2527
 NEMA: OS-1

Commercial Products

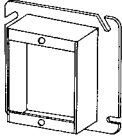
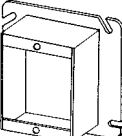
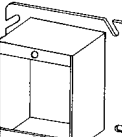
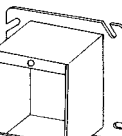
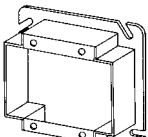
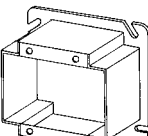
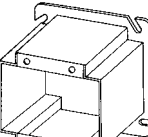
COMMERCIAL PRODUCTS: SWITCH AND OUTLET BOXES AND COVERS

	Catalog Number (Universal No.)	Depth (inches)	Wiring Cubic Inch Capacity	Description	Wt. Lbs./Kgs. Per 100
 Flat	8486F	Flat	0.0	Double Devices	11.0/ 4.99
 1/4" Raised	8486B	1/4	2.8	Double Devices	12.0/ 5.44
 1/2" Raised	8486A (72C17)	1/2	7.5	Double Devices	30.0/ 13.61
 5/8" Raised	8486C	5/8	6.8	Double Devices	32.0/ 14.52
 3/4" Raised	8486	3/4	8.5	Double Devices	36.0/ 16.33
 1" Raised	8486D	1	11.3	Double Devices	40.0/ 18.14
 1-1/4" Raised	8486E	1-1/4	13.5	Double Devices	50.0/ 22.68

4-11/16" Square Tile Covers

Single Device and Double Device - Plaster Rings/Mud Rings

UL Standard: 514A
 UL Listed: E2527
 NEMA: OS-1

	Catalog Number (Universal No.)	Depth (inches)	Wiring Cubic Inch Capacity	Description	Wt. Lbs./Kgs. Per 100
Single Device					
 1" Raised	856-100	1	6.8	Single Device	42.0/ 19.05
 1-1/4" Raised	856-125	1-1/4	9.5	Single Device	48.0/ 21.77
 1-1/2" Raised	856-150	1-1/2	11.3	Single Device	54.0/ 24.49
 2" Raised	856-200	2	15.0	Single Device	66.0/ 29.94
Double Device					
 1" Raised	857-100	1	12.5	Double Devices	40.0/ 18.14
 1-1/2" Raised	857-150	1-1/2	18.8	Double Devices	54.0/ 24.49
 2" Raised	857-200	2	24.5	Double Devices	70.0/ 31.75

Commercial Products

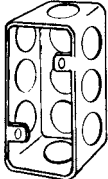
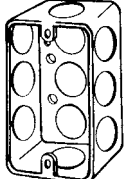
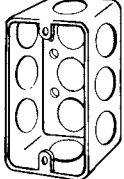
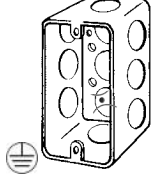
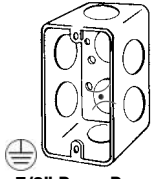
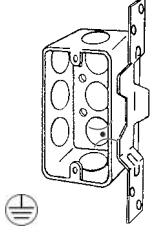
COMMERCIAL PRODUCTS: SWITCH AND OUTLET BOXES AND COVERS

Handy Boxes

3-3/4" x 1-1/2" and 4" x 2-1/8" with Knockouts

UL Standard: 514A
 UL Listed: E2527
 NEMA: OS-1

Commercial Products
 COMMERCIAL PRODUCTS: SWITCH AND OUTLET BOXES AND COVERS

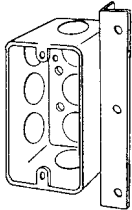
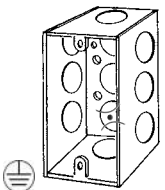
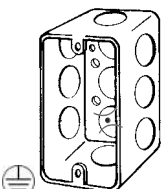
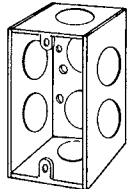
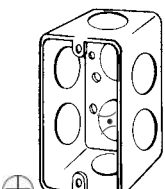
	Catalog Number (Universal No.)	Depth (inches)	Wiring Cubic Inch Capacity	Knockout Description			Wt. Lbs./Kgs. Per 100
				Sides	Ends	Bottom	
3-3/4" x 1-1/2" with Knockouts							
	4SS	1-1/2	7.0	(6) 1/2"	(2) 1/2"	(3) 1/2"	34.0/ 15.42
1-1/2" Deep, Drawn							
4" x 2-1/8" with Knockouts							
	4CSL-1/2 (58361-1/2)	1-1/4	9.5	(6) 1/2"	(2) 1/2"	(3) 1/2"	39.0/ 17.69
1-1/4" Deep, Drawn							
	4SSLS-1/2 (58351-1/2)	1-1/2	10.3	(6) 1/2"	(2) 1/2"	(3) 1/2"	46.0/ 20.87
1-1/2" Deep, Drawn							
	4CS-1/2 * (58361-1/2)	1-7/8	13.0	(6) 1/2"	(2) 1/2"	(2) 1/2"	52.0/ 23.59
1-7/8" Deep, Drawn							
	4CS-3/4 (58361-3/4)	1-7/8	13.0	(4) 3/4"	(2) 3/4"	(1) 3/4"	49.0/ 22.23
1-7/8" Deep, Drawn							
	4CSVB-1/2 (58361-V-1/2)	1-7/8	13.0	(3) 1/2"	(2) 1/2"	(2) 1/2"	65.0/ 29.48
1-7/8" Deep, Drawn; Plain vertical bracket; Set back 5/8"							

* Add suffix -C for CSA Certification.

Handy Boxes

4" x 2-1/8" with Knockouts

UL Standard: 514A
UL Listed: E2527
NEMA: OS-1

	Catalog Number (Universal No.)	Depth (inches)	Wiring Cubic Inch Capacity	Knockout Description			Wt. Lbs./Kgs. Per 100
				Sides	Ends	Bottom	
 <p>1-7/8" Deep, Drawn; Plain vertical angle; Bracket set back 5/8"</p>	4CSX-1/2PPL (58361-A-1/2)	1-7/8	13.0	(3) 1/2"	(2) 1/2"	(3) 1/2"	66.0/ 29.94
 <p>2-1/8" Deep, Welded</p>	4SSL-1/2 (58371-1/2)	2-1/8	14.5	(6) 1/2"	(2) 1/2"	(2) 1/2"	54.0/ 24.49
 <p>2-1/8" Deep, Drawn</p>	4SSL1/2-DR (58371-1/2)	2-1/8	14.5	(6) 1/2"	(2) 1/2"	(2) 1/2"	54.0/ 24.49
 <p>2-1/8" Deep, Welded</p>	4SSL-3/4 (58371-3/4)	2-1/8	14.5	(4) 3/4"	(2) 3/4"	(2) 3/4"	54.0/ 24.49
 <p>2-1/8" Deep, Drawn</p>	4SSL3/4-DR (58371-3/4)	2-1/8	14.5	(4) 3/4"	(2) 3/4"	(1) 3/4"	54.0/ 24.49

Commercial Products

COMMERCIAL PRODUCTS: SWITCH AND OUTLET BOXES AND COVERS

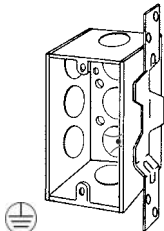
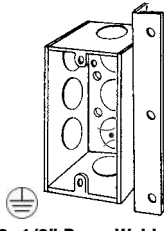
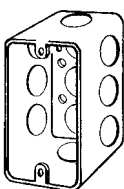
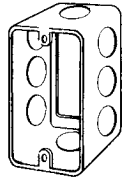
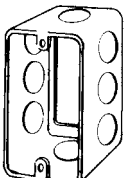
Handy Boxes and Extension Ring

4" x 2-1/8" with Knockouts

UL Standard: 514A
 UL Listed: E2527
 NEMA: OS-1

Commercial Products

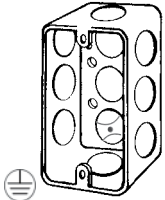
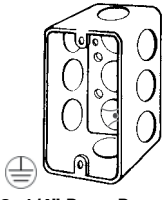
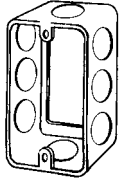
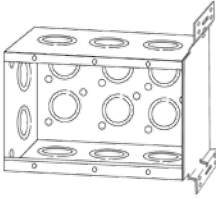
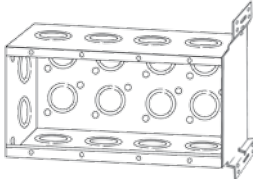
COMMERCIAL PRODUCTS: SWITCH AND OUTLET BOXES AND COVERS

	Catalog Number (Universal No.)	Depth (inches)	Wiring Cubic Inch Capacity	Knockout Description			Wt. Lbs./Kgs. Per 100
				Sides	Ends	Bottom	
4" x 2-1/8" - with Knockouts							
 2-1/8" Deep, Welded Plain vertical bracket set back 3/4"	4SSLVB-1/2 (58371-F1/2)	2-1/8	14.5	(3) 1/2"	(2) 1/2"	(2) 1/2"	74.0/ 33.57
 2-1/8" Deep, Welded Plain vertical angle bracket set back 5/8"	4SSLX-1/2PL	2-1/8	14.5	(3) 1/2"	(2) 1/2"	(2) 1/2"	71.0/ 32.21
 2-1/2" Deep, Drawn	4SSLD-1/2 (58351-1/2)	2-1/2	18.3	(6) 1/2"	(2) 1/2"	(3) 1/2"	63.0/ 28.58
Extension Ring for 4" x 2-1/8" Handy Box with Knockouts							
 1-1/2" Deep, Drawn	4SSLE-1/2 (59351)	1-1/2	10.3	(6) 1/2"	(2) 1/2"	— With Slide on	36.0/ 16.33
 1-7/8" Deep, Drawn	4CSE1/2 (59361-1/2)	1-7/8	13.0	(6) 1/2"	(2) 1/2"	— With Slide on	48.0/ 21.77

Handy Boxes and Extension Rings

With Knockouts

UL Standard: 514A
UL Listed: E2527
NEMA: OS-1

	Catalog Number	Depth (inches)	Wiring Cubic Inch Capacity	Sides	Knockout Description		Wt. Lbs./Kgs. Per 100
					Ends	Bottom	
4-1/8" x 2-3/8" with Knockouts							
	180-1/2 (68361-1/2)	1-3/4	15.0	(6) 1/2"	(2) 1/2"	(2) 1/2"	54.0/ 24.49
1-3/4" Deep, Drawn							
	181-1/2 (68371-1/2)	2-1/4	18.3	(6) 1/2"	(2) 1/2"	(2) 1/2"	60.0/ 27.22
2-1/4" Deep, Drawn							
Extension Ring for 4-1/8" x 2-3/8" Handy Box with Knockouts							
	184E (69351)	1-1/2	13.5	(6) 1/2"	(2) 1/2"	— With Slide on	39.0/ 17.69
1-1/2" Deep, Drawn							
4" Solid Gang with Knockouts							
	133APFB-1/2	2-1/2	46.5	(2) Concentric KO	(6) Concentric KO	(6) Concentric KO	149.0/ 67.59
2-1/2" Deep, Welded; Three Gang 5-7/16" Wide; Plain offset side combination bracket set back 12"							
	134APFB-1/2	2-1/2	67.0	(2) Concentric KO	(8) Concentric KO	(8) Concentric KO	172.0/ 78.02
2-1/2" Deep, Welded; Four Gang 7-3/8" Wide; Plain offset side combination bracket set back 1/2"							

Commercial Products

COMMERCIAL PRODUCTS: SWITCH AND OUTLET BOXES AND COVERS








Handy Box Covers

For 3-3/4" x 1-1/2" and 4" x 2-1/8" Boxes

UL Standard: 514D
 UL Listed: E2527
 NEMA: OS-1

Commercial Products


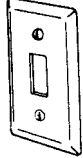



COMMERCIAL PRODUCTS: SWITCH AND OUTLET BOXES AND COVERS

	Catalog Number (Universal No.)	Description	Wt. Lbs./Kgs. Per 100
For 3-3/4" x 1-1/2" 4SS Box			
	2520 (48C1)	Blank	12.0/ 5.44
For 4" x 2-1/8" Boxes			
	2540 (58C1)	Blank	11.0/ 4.99
	2555 (58C6)	One 1/2" Knockout	18.0/ 8.16
	2538 (58C4)	Single Receptacle 1-19/32" D	10.0/ 4.54
	2539 (58C5)	Single Receptacle 1-13/32" D	10.0/ 4.54
	2510 (58C7)	Duplex Receptacle	8.0/ 3.63
	2594 (58C30)	One Toggle Switch	10.0/ 4.54

Handy Box Covers

4-1/8" x 2-3/8" Boxes

UL Standard: 514D
 UL Listed: E2527
 NEMA: OS-1

	Catalog Number (Universal No.)	Description	Wt. Lbs./Kgs. Per 100
	180A (68C-1)	Blank	13.0/ 5.89
	180T (68C-30)	One Toggle Switch	12.0/ 5.44
	180G	GFI Receptacle	9.0/ 4.08
	180W (68C-7)	Duplex Receptacle	9.0/ 4.08
	180X (68C-5)	Single Receptacle 1-13/32" D	10.0/ 4.54

Commercial Products

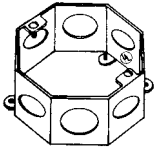
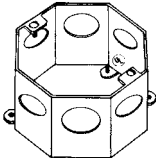
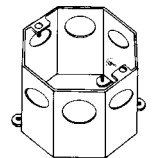
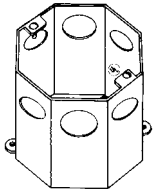
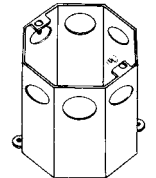
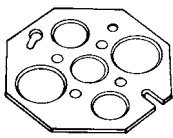
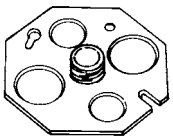
COMMERCIAL PRODUCTS: SWITCH AND OUTLET BOXES AND COVERS

4" Octagon Concrete Boxes and Back Plates

UL Standard: 514A
 UL Listed: E2527
 NEMA: OS-1

Commercial Products

COMMERCIAL PRODUCTS: SWITCH AND OUTLET BOXES AND COVERS

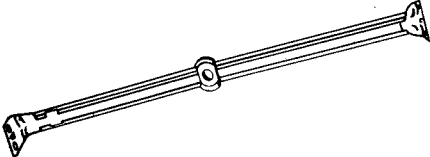
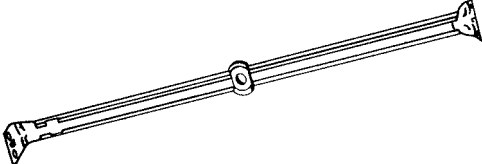
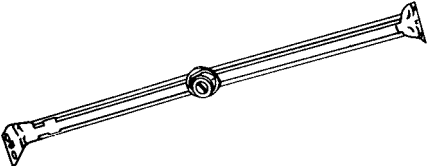
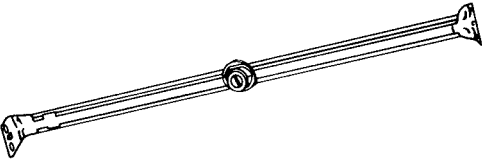
	Catalog Number (Universal No.)	Depth (inches)	Wiring Cubic Inch Capacity	Knockout Description			Wt. Lbs. /Kgs. Per 100
				Sides	Ends	Bottom	
4" Octagon Concrete Boxes with 1/2" and 3/4" Single Row Knockouts *							
	OCR2 (54531)	2	25.0	(4) 1/2" (4) 3/4"	—	—	52.0/ 23.59
	OCR2-1/2 (54541)	2-1/2	31.0	(4) 1/2" (4) 3/4"	—	—	70.0/ 31.75
	OCR3 (54551)	3	37.0	(4) 1/2" (4) 3/4"	—	—	83.0/ 37.65
	OCR3-1/2 (54561)	3-1/2	43.0	(4) 1/2" (4) 3/4"	—	—	100.0/ 45.36
	OCR4 (54571)	4	49.0	(4) 1/2" (4) 3/4"	—	—	113.0/ 51.26
4" Octagon Back Plate, No Stud †							
	OCP (54712)	Flat	—	—	—	(3) 1/2" (2) 3/4"	30.0/ 13.61
4" Octagon Back Plate, with 3/8" Fixture Stud †							
	OCP-3/8 (54717)	Flat	—	—	—	(2) 1/2" (2) 3/4"	29.0/ 13.15

* Not rated for ceiling fan usage.

† Rings furnished with screws for back plates. Back plate mounting holes are designed to slide onto ring screws.

Adjustable Bar Hangers

With Slide-on Clip and with Slide-on Stud

	Catalog Number *	Description	Wt. Lbs./Kgs. Per 100
With Slide-on Clip			
	SX18	Use between 14", 16", 18" and 20" joists	34.0 15.42
	SX26	Use between 18", 20", 22", 24" and 26" joists OC	50.0/ 22.68
With Slide-on Stud			
	SX115	Use between 14", 16", 18" and 20" joists OC	42.0/ 19.05
	SX160	Use between 18", 20", 22", 24" and 26" joists OC	52.0/ 23.59

Commercial Products

COMMERCIAL PRODUCTS: SWITCH AND OUTLET BOXES AND COVERS

* Not rated for ceiling fan usage.

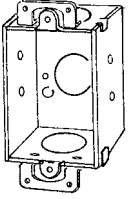
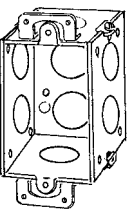
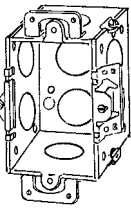
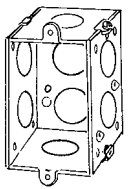
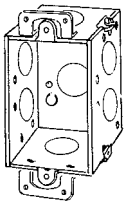
3" x 2" Square Corner Switch Boxes

With Knockouts

UL Standard: 514A
 UL Listed: E2527
 NEMA: OS-1

Commercial Products

COMMERCIAL PRODUCTS: SWITCH AND OUTLET BOXES AND COVERS

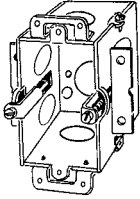
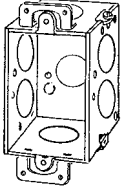
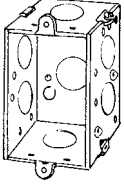
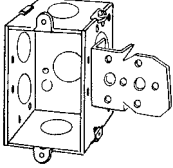
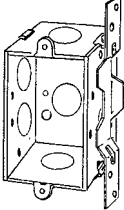
	Catalog Number	Depth (inches)	Wiring Cubic Inch Capacity	Sides	Knockout Description		Wt. Lbs./Kgs. Per 100
					Ends	Bottom	
	94 *	1-1/2	7.5	—	(2) 1/2"	(1) 1/2"	40.0/ 18.14
1-1/2" Deep, Welded; Plaster ears							
	111 *	2	10.0	(4) 1/2"	(2) 1/2"	(2) 1/2"	51.0/ 23.13
2" Deep, Gangable; Plaster ears							
	111HB *	2	10.0	(4) 1/2"	(2) 1/2"	(2) 1/2"	54.0/ 24.49
2" Deep, Gangable; "Loxbox" support on each side; Plaster ears							
	111LE	2	10.0	(4) 1/2"	(2) 1/2"	(2) 1/2"	47.0/ 21.32
2" Deep, Gangable; Four nail holes, each side; side leveling bosses							
	222 *	2-1/2	12.5	(4) 1/2"	(2) 1/2"	(1) 1/2"	58.0/ 26.31
2-1/2" Deep, Gangable; Plaster ears							

* Plaster ears support GFCI and decorative cover plates.

3" x 2" Square Corner Switch Boxes

With Knockouts

UL Standard: 514A
UL Listed: E2527
NEMA: OS-1

	Catalog Number	Depth (inches)	Wiring Cubic Inch Capacity	Sides	Knockout Description			Wt. Lbs. /Kgs. Per 100
					Ends	Bottom		
 <p>2-1/2" Deep, Gangable Old work—support clamps Plaster ears</p>	222-OW *	2-1/2	12.5	(4) 1/2"	(2) 1/2"	(1) 1/2"	68.0/ 30.84	
 <p>2-1/2" Deep, Gangable; Plaster ears</p>	225 *	2-1/2	12.5	(4) 3/4"	(2) 3/4"	(1) 1/2"	58.0/ 26.31	
 <p>2-1/2" Deep, Gangable; Four nail holes, each side; Side leveling bosses</p>	222LE	2-1/2	12.5	(4) 1/2"	(2) 1/2"	(1) 1/2"	56.0/ 25.40	
 <p>2-1/2" Deep, Gangable Stud NL bracket set back 1/2"</p>	222NL	2-1/2	12.5	(4) 1/2"	(2) 1/2"	(1) 1/2"	66.0/ 29.94	
 <p>2-1/2" Deep, Gangable; Plain vertical bracket set back 3/4"</p>	222VB-PL	2-1/2	12.5	(2) 1/2"	(2) 1/2"	(1) 1/2"	60.0/ 27.22	

* Plaster ears support GFCI and decorative cover plates.

Commercial Products

COMMERCIAL PRODUCTS: SWITCH AND OUTLET BOXES AND COVERS

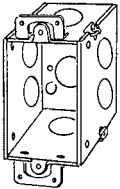
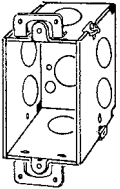
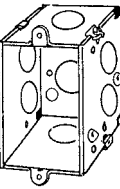
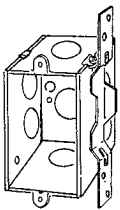
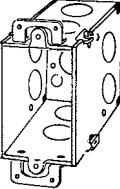
3" x 2" Square Corner Switch Boxes

With Knockout

UL Standard: 514A
 UL Listed: E2527
 NEMA: OS-1

Commercial Products

COMMERCIAL PRODUCTS: SWITCH AND OUTLET BOXES AND COVERS

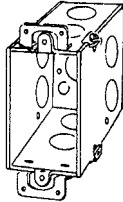
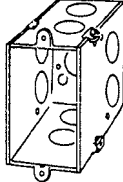
	Catalog Number	Depth (inches)	Wiring Cubic Inch Capacity	Knockout Description			Wt. Lbs./Kgs. Per 100
				Sides	Ends	Bottom	
 2-3/4" Deep, Gangable; Plaster ears	333 *	2-3/4	14.0	(4) 1/2"	(2) 1/2"	(1) 1/2"	63.0/ 28.58
 2-3/4" Deep, Gangable Plaster ears	335 *	2-3/4	14.0	(4) 3/4"	(2) 3/4"	(1) 1/2"	64.0/ 29.03
 2-3/4" Deep, Gangable; Two nail holes each side; side leveling bosses	333LE	2-3/4	14.0	(4) 1/2"	(2) 1/2"	(1) 1/2"	60.0/ 27.22
 2-3/4" Deep, Gangable; Plain vertical bracket set back 3/4"	333VB	2-3/4	14.0	(2) 1/2"	(2) 1/2"	(1) 1/2"	67.0/ 30.40
 3-1/2" Deep, Gangable; Plaster ears	333D *	3-1/2	18.0	(4) 1/2"	(4) 1/2"	(1) 1/2"	77.0/ 34.93

* Plaster ears support GFCI and decorative cover plates.

3" x 2" Square Corner Switch Boxes

With Knockout

UL Standard: 514A
 UL Listed: E2527
 NEMA: OS-1

	Catalog Number	Depth (inches)	Wiring Cubic Inch Capacity	Knockout Description			Wt. Lbs. /Kgs. Per 100
				Sides	Ends	Bottom	
 <p>3-1/2" Deep, Gangable; Plaster ears</p>	336 *	3-1/2	18.0	(4) 3/4"	(4) 3/4"	(1) 1/2"	78.0/ 35.38
 <p>3-1/2" Deep, Gangable; Two nail holes each side</p>	333D-LE	3-1/2	18.0	(4) 1/2"	(4) 1/2"	(1) 1/2"	74.0/ 33.57

* Plaster ears support GFCI and decorative cover plates.

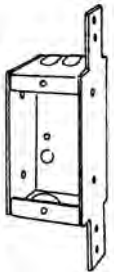
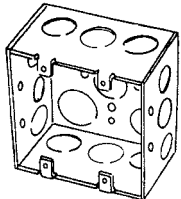
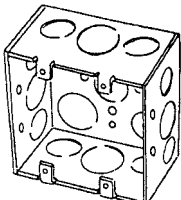
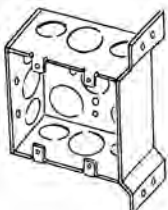
3-3/4" x 2" and 4" Square Corner Switch Boxes

With Knockouts

UL Standard: 514A
 UL Listed: E2527
 NEMA: OS-1

Commercial Products


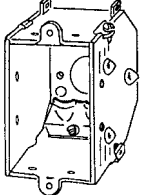
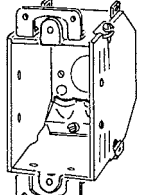
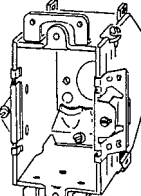
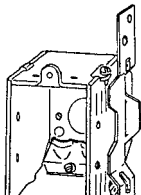
COMMERCIAL PRODUCTS: SWITCH AND OUTLET BOXES AND COVERS

	Catalog Number	Depth (inches)	Wiring Cubic Inch Capacity	Knockout Description			Wt. Lbs./Kgs. Per 100
				Sides	Ends	Bottom	
3-3/4" x 2" Square Corner Switch Box							
	SB1	1	6.5	—	(1) 1/2" (2) 2 1/32"	—	37.0/ 16.78
1" Deep, Welded; Plain flat vertical bracket perfect for remodeling							
4" Square Corner Switch Boxes							
	132AP1/2	2 1/8	30.3	(6) 1/2"	(6) 1/2"	(5) 1/2"	88.0/ 39.92
2-1/8" Deep, Welded; Two gang							
	132AP-SPL	2 1/8	30.3	(4) 1/2" (2) 3/4"	(4) 1/2" (2) 3/4"	(3) 1/2" (2) 3/4"	88.0/ 39.92
2-1/8" Deep, Welded; Two gang							
	132APFB-SPL	2 1/8	30.3	(2) 1/2" (1) 3/4"	(2) 1/2" (4) 3/4"	(3) 1/2" (2) 3/4"	100.0/ 45.36
2-1/8" Deep, Welded; Two gang plain vertical bracket							

3" x 2" Bevel Corner Switch Boxes 2-1/4" Deep

With Nonmetallic Sheathed Cable Clamps

UL Standard: 514A
 UL Listed: E2527
 NEMA: OS-1

	Catalog Number	Depth (inches)	Wiring Cubic Inch Capacity	Type Clamp	Knockout Description			Wt. Lbs./Kgs. Per 100
					Sides	Ends	Bottom	
 <p>2-1/4" Deep, Gangable; External nail brackets; Leveling bosses</p>	388LE-OR-44LE	2-1/4	10.5	CL-20	—	(4) 21/32"	(1) 1/2"	52.0/ 23.59
 <p>2-1/4" Deep, Gangable; external nail brackets; leveling bosses; Plaster ears</p>	388LR-OR-44LR *	2-1/4	10.5	CL-20	—	(4) 21/32"	(1) 1/2"	56.0/ 25.40
 <p>2-1/4" Deep, Gangable; External nail brackets; Plaster ears</p>	388-OR-44 *	2-1/4	10.5	CL-20	—	(4) 21/32"	(1) 1/2"	56.0/ 25.40
 <p>2-1/4" Deep, Gangable; "Loxbox" support; welded on each side; Plaster ears</p>	388HB *	2-1/4	10.5	CL-20	—	(4) 21/32"	(1) 1/2"	60.0/ 27.22
 <p>2-1/4" Deep, Gangable Plain vertical bracket set back 3/4"</p>	388VB-OR-44VB	2-1/4	10.5	CL-20	—	(4) 21/32"	(1) 1/2"	64.0/ 29.03

* Plaster ears support GFCI and decorative cover plates.

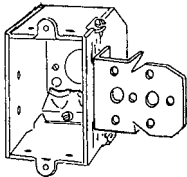
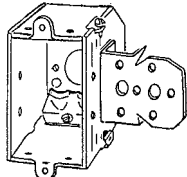
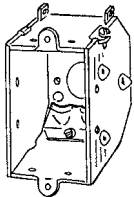
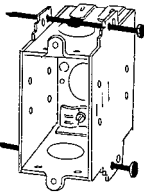
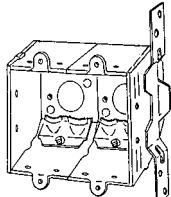
3" x 2" Bevel Corner Switch Boxes 2-1/4" Deep

With Nonmetallic Sheathed Cable Clamps

UL Standard: 514A
UL Listed: E2527
NEMA: OS-1

Commercial Products


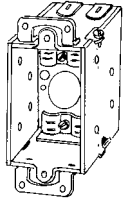
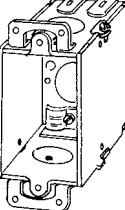
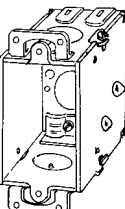
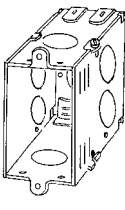
COMMERCIAL PRODUCTS: SWITCH AND OUTLET BOXES AND COVERS

	Catalog Number	Depth (inches)	Wiring Cubic Inch Capacity	Type Clamp	Knockout Description			Wt. Lbs./Kgs. Per 100
					Sides	Ends	Bottom	
 <p>2-1/4" Deep, Gangable; Stud NL bracket; Set back 1/4"</p>	388DW	2-1/4	10.5	CL-20	—	(4) 21/32"	(1) 1/2"	62.0/ 28.12
 <p>2-1/4" Deep, Gangable; Stud NL bracket; Set back 1/2"</p>	388NL-OR-44NL	2-1/4	10.5	CL-20	—	(4) 21/32"	(1) 1/2"	62.0/ 28.12
 <p>2-1/4" Deep, Gangable, Welded; External nail brackets; Leveling bosses</p>	388LES	2-1/4	10.5	CL-20	—	(4) 21/32"	(1) 1/2"	52.0/ 23.59
 <p>2-1/4" Deep, Welded; Two 16 penny nails in external brackets leveling bosses</p>	388LESN	2-1/4	10.5	CL-20	—	(4) 21/32"	(1) 1/2"	56.0/ 25.40
 <p>2-1/4" Deep, Welded; Plain vertical bracket set back 3/4"</p>	388VB-PL2G	2-1/4	21.0	CL-20	—	(8) 21/32"	(2) 1/2"	84.0/ 38.10

3" x 2" Square Corner Switch Boxes

With Nonmetallic Sheathed Cable Clamps

UL Standard: 514A
 UL Listed: E2527
 NEMA: OS-1

	Catalog Number	Depth (inches)	Wiring Cubic Inch Capacity	Type Clamp	Knockout Description			Wt. Lbs. Per 100
					Sides	Ends	Bottom	
 1-1/2" Deep, Welded; Plaster ears*	95	1-1/2	7.5	CL-26	—	(4) 21/32"	—	44.0/ 19.96
 2" Deep, Gangable; Plaster ears*	383 *	2	10.0	CL-26	—	(4) 21/32"	(1) 1/2"	53.0/ 24.04
 2-1/2" Deep, Gangable; Plaster ears*	384 *	2-1/2	12.5	CL-26	—	(2) 1/2" (4) 21/32"	(1) 1/2"	62.0/ 28.12
 2-1/2" Deep, Gangable; Leveling bosses; Plaster ears	384LR *	2-1/2	12.5	CL-26	—	(2) 1/2" (4) 21/32"	(1) 1/2"	63.0/ 28.58
 2-1/2" Deep, Gangable; Two nail holes each side; Leveling bosses	384LE	2-1/2	12.5	CL-26	—	(2) 1/2" (4) 21/32"	(1) 1/2"	60.0/ 27.22

* Plaster ears support GFCI and decorative cover plates.

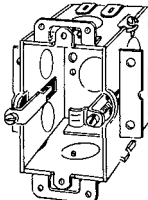
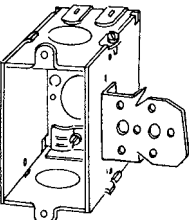
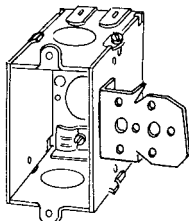
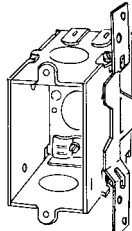
3" x 2" Square Corner Switch Boxes

With Nonmetallic Sheathed Cable Clamps

UL Standard: 514A
 UL Listed: E2527
 NEMA: OS-1

Commercial Products

COMMERCIAL PRODUCTS: SWITCH AND OUTLET BOXES AND COVERS

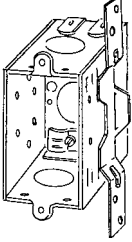
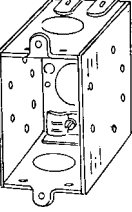
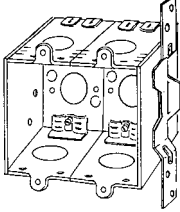
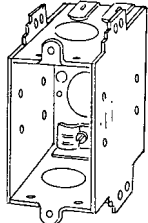
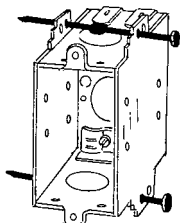
	Catalog Number	Depth (inches)	Wiring Cubic Inch Capacity	Type Clamp	Knockout Description			Wt. Lbs./Kgs. Per 100
					Sides	Ends	Bottom	
 <p>2-1/2" Deep, Gangable; Old work support clamps; Plaster ears</p>	384-OW *	2-1/2	12.5	CL-26	(4) 1/2"	(2) 1/2" (4) 21/32"	(1) 1/2"	68.0/ 30.84
 <p>2-1/2" Deep, Gangable Stud NL bracket; Set back 1/2"</p>	384NL	2-1/2	12.5	CL-26	—	(2) 1/2" (4) 21/32"	(1) 1/2"	70.0/ 31.75
 <p>2-1/2" Deep, Gangable Stud NL bracket; Set back 1/4"</p>	384DW-PL	2-1/2	12.5	CL-26	—	(2) 1/2" (4) 21/32"	(1) 1/2"	72.0/ 32.66
 <p>2-1/2" Deep, Gangable bracket; Set back 3/4"</p>	384VB-PL	2-1/2	12.5	CL-26	—	(2) 1/2" (4) 21/32"	(1) 1/2"	63.0/ 28.58

* Plaster ears support GFCI and decorative cover plates.

3" x 2" Square Corner Switch Boxes

With Nonmetallic Sheathed Cable Clamps

UL Standard: 514A
 UL Listed: E2527
 NEMA: OS-1

	Catalog Number	Depth (inches)	Wiring Cubic Inch Capacity	Type Clamp	Sides	Knockout Description			Wt. Lbs./Kgs. Per 100
						Ends	Bottom		
 <p>2-1/2" Deep, Non-Gangable, Welded; Plain vertical bracket; Set back 3/4"</p>	384LES-VB	2-1/2	12.5	CL-26	—	(2) 1/2" (4) 21/32"	(1) 1/2"	66.0/ 29.94	
 <p>2-1/2" Deep, Non-Gangable, Welded; Four nail holes; Each side</p>	384LES	2-1/2	12.5	CL-26	—	(2) 1/2" (4) 21/32"	(1) 1/2"	61.0/ 27.67	
 <p>2-1/2" deep, Non-Gangable, Assembly welded; Plain vertical bracket; Set back 3/4"</p>	384VB-PL2G	2-1/2	25.0	CL-26	—	(2) 1/2" (8) 21/32"	(2) 1/2"	97.0/ 43.99	
 <p>2-1/2" Deep, Non-Gangable, Welded; External nail brackets</p>	385-LES	2-1/2	12.5	CL-26	—	(2) 1/2" (4) 21/32"	(1) 1/2"	64.0/ 29.03	
 <p>2-1/2" Deep, Non-Gangable, Welded; Two 16 penny nails in side</p>	385-LESN	2-1/2	12.5	CL-26	—	(2) 1/2" (4) 21/32"	(1) 1/2"	67.0/ 30.39	

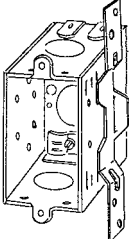
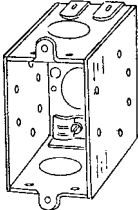
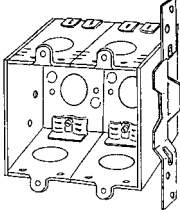
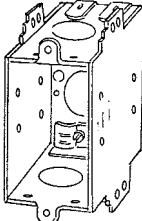
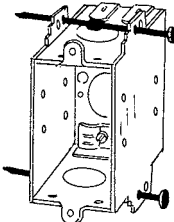
Commercial Products

COMMERCIAL PRODUCTS: SWITCH AND OUTLET BOXES AND COVERS

3" x 2" Square Corner Switch Boxes

With Nonmetallic Sheathed Cable Clamps

UL Standard: 514A
UL Listed: E2527
NEMA: OS-1

	Catalog Number	Depth (inches)	Wiring Cubic Inch Capacity	Type Clamp	Sides	Knockout Description Ends	Bottom	Wt. Lbs./Kgs. Per 100
	384LES-VB	2-1/2	12.5	CL-26	—	(2) 1/2" (4) 21/32"	(1) 1/2"	66.0/ 29.94
2-1/2" Deep, Non-Gangable, Welded; Plain vertical bracket; Set back 3/4"								
	384LES	2-1/2	12.5	CL-26	—	(2) 1/2" (4) 21/32"	(1) 1/2"	61.0/ 27.67
2-1/2" Deep, Non-Gangable, Welded; Four nail holes; Each side								
	384VB-PL2G	2-1/2	25.0	CL-26	—	(2) 1/2" (8) 21/32"	(2) 1/2"	97.0/ 43.99
2-1/2" deep, Non-Gangable, Assembly welded; Plain vertical bracket; Set back 3/4"								
	385-LES	2-1/2	12.5	CL-26	—	(2) 1/2" (4) 21/32"	(1) 1/2"	64.0/ 29.03
2-1/2" Deep, Non-Gangable, Welded; External nail brackets								
	385-LESN	2-1/2	12.5	CL-26	—	(2) 1/2" (4) 21/32"	(1) 1/2"	67.0/ 30.39
2-1/2" Deep, Non-Gangable, Welded; Two 16 penny nails in side								

Commercial Products

COMMERCIAL PRODUCTS: SWITCH AND OUTLET BOXES AND COVERS

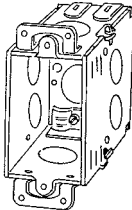
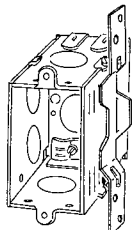
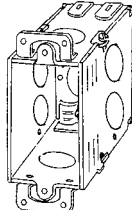
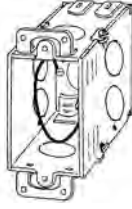
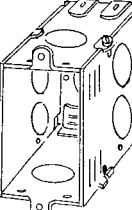
3" x 2" Square Corner Switch Boxes

With Nonmetallic Sheathed Cable Clamps

UL Standard: 514A
UL Listed: E2527
NEMA: OS-1

Commercial Products

COMMERCIAL PRODUCTS: SWITCH AND OUTLET BOXES AND COVERS

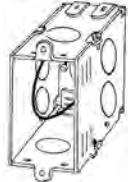
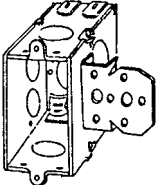
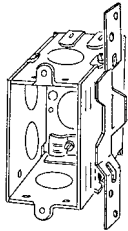
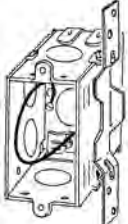
Image	Catalog Number	Depth (inches)	Wiring Cubic Inch Capacity	Type Clamp	Knockout Description			Wt. Lbs./Kgs. Per 100
					Sides	Ends	Bottom	
	389 *	2-3/4	14.0	CL-26	(4) 1/2"	(2) 1/2" (4) 21/32"	(1) 1/2"	68.0/ 30.84
2-3/4" Deep, Gangable; Plaster ears								
	389VB	2-3/4	14.0	CL-26	(2) 1/2"	(2) 1/2" (4) 21/32"	(1) 1/2"	71.0/ 32.21
2-3/4" Deep, Deep, Gangable; Plain vertical bracket; Set back 3/4"								
	384D *	3-1/2	18.0	CL-26	(4) 1/2"	(2) 1/2" (4) 21/32"	(1) 1/2"	82.0/ 37.19
3-1/2" Deep, Gangable Two nail holes each side; Plaster ears								
	384DP †	3-1/2	18.0	CL-26	(4) 1/2"	(2) 1/2" (4) 21/32"	(1) 1/2"	82.0/ 37.19
3-1/2" Deep, Gangable Two nail holes each side; Plaster ears With Green Ground Wire								
	384DLE	3-1/2	18.0	CL-26	(4) 1/2"	(2) 1/2" (4) 21/32"	(1) 1/2"	79.0/ 35.83
3-1/2" Deep, Gangable; Two nail holes each side								

* Plaster ears support GFCI and decorative cover plates.

† Provided with green ground screw and 10" long No. 12 AWG solid, insulated green ground wire.

3" x 2" Square and Corner Switch Boxes

UL Standard: 514A
 UL Listed: E2527
 NEMA: OS-1

Catalog Number	Depth (inches)	Wiring Cubic Inch Capacity	Type Clamp	Knockout Description			Wt. Lbs. /Kgs. Per 100		
				Sides	Ends	Bottom			
3" x 2" Square Corner Switch Box - With Nonmetallic Sheathed Cable Clamp									
	384DLEP †	With Green Ground Wire	3-1/2	18.0	CL-26	(4) 1/2"	(2) 1/2" (4) 21/32"	(1) 1/2"	79.0/ 35.83
3-1/2" Deep, Gangable Two nail holes each side									
3" x 2" Corner Switch Box - With Knockouts									
	384D-NL		3-1/2	18.0	CL-26	(4) 1/2"	(2) 1/2" (4) 21/32"	(1) 1/2"	87.0/ 39.46
3-1/2" Deep, Gangable; Stud NL bracket; Set back 1/2"									
	384D-VBPL		3-1/2	18.0	CL-26	(2) 1/2"	(2) 1/2" (4) 21/32"	(1) 1/2"	86.0/ 39.01
3-1/2" Deep, Gangable; Plain vertical bracket; Set back 3/4"									
	384D-VBPLP †	With Green Ground Wire	3-1/2	18.0	CL-26	(2) 1/2"	(2) 1/2" (4) 21/32"	(1) 1/2"	86.0/ 39.01
3-1/2" Deep, Gangable; Plain vertical bracket set back 3/4"									

† Provided with green ground screw and 10" long No. 12 AWG solid, insulated green ground wire.

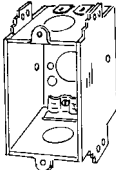
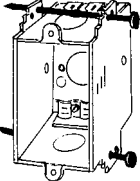
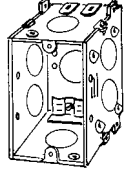
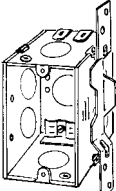
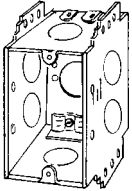
Square Corner Switch Boxes

With Nonmetallic Sheathed Cable Clamps

UL Standard: 514A
 UL Listed: E2527
 NEMA: OS-1

Commercial Products

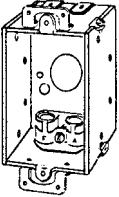
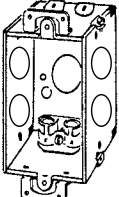
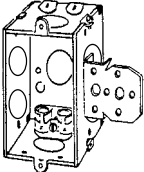
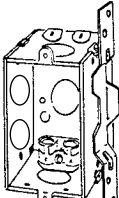
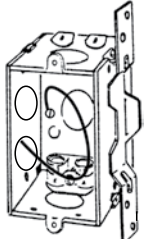
COMMERCIAL PRODUCTS: SWITCH AND OUTLET BOXES AND COVERS

Image	Catalog Number	Depth (inches)	Wiring Cubic Inch Capacity	Type Clamp	Knockout Description			Wt. Lbs./Kgs. Per 100
					Sides	Ends	Bottom	
3" x 2-1/8" Square Corner Switch Boxes								
	16LES	2-7/8	16.0	CL-26	—	(2) 1/2" (4) 2 1/32"	(1) 1/2"	66.0/ 29.94
2-7/8" Deep, Non-Gangable, Welded; External nail brackets								
	16LESN	2-7/8	16.0	CL-26	—	(2) 1/2" (4) 2 1/32"	(1) 1/2"	69.0/ 31.30
2-7/8" Deep, Non-Gangable, Welded; Two 16 penny nails in side								
3-3/4" x 2" Square Corner Switch Boxes								
	16LE	2-1/2	16.0	CL-26	(4) 1/2"	(2) 1/2" (4) 2 1/32"	(1) 1/2"	35.0/ 15.88
2-1/2" Deep, Gangable; Patented raised ground screw hole, external nail brackets, leveling bosses								
	16LE-VB	2-1/2	16.0	CL-26	(2) 1/2"	(2) 1/2" (4) 2 1/32"	(1) 1/2"	40.0/ 18.14
2-1/2" Deep, Gangable; Patented raised ground screw hole; Bracket set back 3/4"								
	18LES	2-7/8	18.0	CL-26	(4) 1/2"	(2) 1/2" (4) 2 1/32"	(1) 1/2"	112.0/ 50.80
2-7/8" Deep, Non-Gangable, Welded; External nail brackets								

3" x 2" Square Corner Switch Boxes

With Clamps for Armored Cable (AC); Metal Clad Cable (MCI, MCI-A, MCS, MCC); Flexible Metal Conduit (FMC)

UL Standard: 514A
UL Listed: E2527
NEMA: OS-1

	Catalog Number	Depth (inches)	Wiring Cubic Inch Capacity	Type Clamp	Knockout Description			Wt. Lbs./Kgs. Per 100
					Sides	Ends	Bottom	
 <p>171F *</p> <p>2" Deep, Gangable; Plaster ears</p>		2	10.7	(2) CL-13	—	(4) 21/32"	(1) 1/2"	55.0/ 24.95
 <p>173F *</p> <p>2-1/2" Deep, Gangable; Adjustable plaster ears</p>		2-1/2	12.5	(2) CL-13	(4) 1/2"	(4) 21/32"	(1) 1/2"	63.0/ 28.58
 <p>173FNL</p> <p>2-1/2" Deep, Gangable; NL bracket set back 1/2"</p>		2-1/2	12.5	(2) CL-13	(4) 1/2"	(2) 1/2" (4) 21/32"	(1) 1/2"	70.0/ 31.75
 <p>173FVB</p> <p>2-1/2" Deep, Gangable; Plain vertical bracket set back 3/4"</p>		2-1/2	12.5	(2) CL-13	(2) 1/2"	(2) 1/2" (4) 21/32"	(1) 1/2"	72.0/ 32.66
 <p>173FVBP †</p> <p>2-1/2" Deep, Gangable; Plain vertical bracket set back 3/4"</p>	With Green Ground Wire	2-1/2	12.5	(2) CL-13	(2) 1/2"	(2) 1/2" (4) 21/32"	(1) 1/2"	72.0/ 32.66

* Plaster ears support GFCI and decorative cover plates.

† Provided with green ground screw and 10" long No. 12 AWG solid, insulated green ground wire.

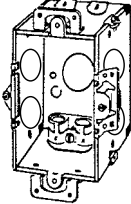
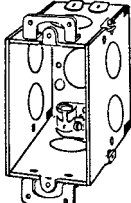
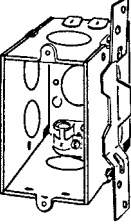
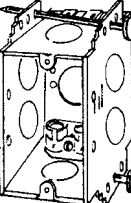
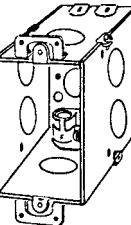
3" x 2" Square Corner Switch Boxes

With Clamps for Armored Cable (AC); Metal Clad Cable (MCI, MCI-A, MCS, MCC); Flexible Metal Conduit (FMC)

UL Standard: 514A
UL Listed: E2527
NEMA: OS-1

Commercial Products

COMMERCIAL PRODUCTS: SWITCH AND OUTLET BOXES AND COVERS

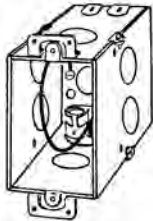
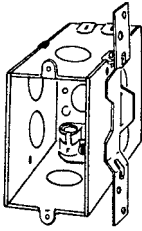
	Catalog Number	Depth (inches)	Wiring Cubic Inch Capacity	Type Clamp	Knockout Description			Wt. Lbs./Kgs. Per 100
					Sides	Ends	Bottom	
 2-1/2" Deep, Gangable; Lox Box® supports; Adjustable plaster ears	173FHB *	2-1/2	12.5	(2) CL-13	(4) 1/2"	(4) 21/32"	(1) 1/2"	63.0/ 28.58
 2-3/4" Deep, Gangable; Plaster ears	174F *	2-3/4	14.0	(2) CL-13	(4) 1/2"	(2) 1/2" (4) 21/32"	(1) 1/2"	70.0/ 31.75
 2-3/4" Deep, Gangable; Plain vertical bracket set back 3/4"	174FVB-PL	2-3/4	14.0	(2) CL-13	(2) 1/2"	(2) 1/2" (4) 21/32"	(1) 1/2"	72.0/ 32.66
 2-7/8" Deep, Welded; Two 16 penny nails in external brackets	18LESNX	2-7/8	18.0	CL-13	(4) 1/2"	(2) 1/2" (4) 21/32"	(1) 1/2"	115.0/ 52.16
 3-1/2" Deep, Gangable; Plaster ears	175F *	3-1/2	18.0	CL-13	(4) 1/2"	(2) 1/2" (4) 21/32"	(1) 1/2"	79.0/ 35.83

* Plaster ears support GFCI and decorative cover plates.

3" x 2" Square Corner Switch Boxes

With Armored Cable (AC)/Metal Clad Cable (MCI, MCI-A, MCC)/ Flexible Metal Conduit Clamps

UL Standard: 514A
 UL Listed: E2527
 NEMA: OS-1

Catalog Number	Depth (inches)	Wiring Cubic Inch Capacity	Type Clamp	Knockout Description			Wt. Lbs./Kgs. Per 100
				Sides	Ends	Bottom	
 175FP *† With Green Ground Wire	3-1/2	18.0	CL-13	(4) 1/2"	(2) 1/2" (4) 21/32"	(1) 1/2"	79.0/ 35.83
3-1/2" Deep, Gangable; Plaster ears							
 175FVB	3-1/2	18.0	CL-13	(4) 1/2"	(2) 1/2" (4) 21/32"	(1) 1/2"	86.0/ 39.01
3-1/2" Deep, Gangable; Plain vertical bracket set back 3/4"							

* Plaster ears support GFCI and decorative cover plates.

† Provided with green ground screw and 10" long No. 12 AWG solid, insulated green ground wire.

Multigang Switch Boxes

1-7/8" Deep with Knockouts

UL Standard: 514A
UL Listed: E2527
NEMA: OS-1

Commercial Products

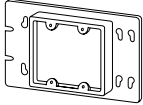
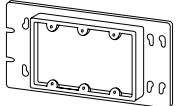
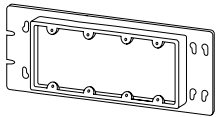
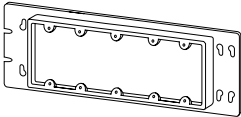
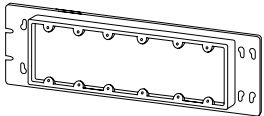
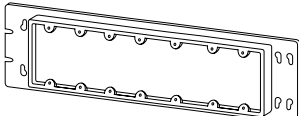
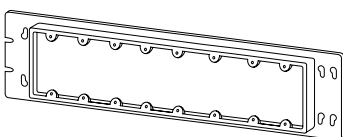

COMMERCIAL PRODUCTS: SWITCH AND OUTLET BOXES AND COVERS

	Catalog Number	Dimensions W x H	Wiring Cubic Inch Capacity	No. of Gangs	Knockout Description			Wt. Lbs./Kgs. per 100
					Sides	Ends	Bottom	
 Two Gang 6-13/16" Wide, Welded	2G5075S	6-7/8" x 4-9/16"	56.3	2	(4) 1/2" (4) Eccentric	(2) 1/2" (2) Eccentric	(3) 1/2" (2) 3/4"	117.0/ 53.07
 Three Gang 8-5/8" Wide, Welded	3G5075S	8-3/4" x 4-9/16"	65.0	3	(6) 1/2" (4) Eccentric	(2) 1/2" (2) Eccentric	(3) 1/2" (2) 3/4"	154.0/ 69.85
 Four Gang 10-9/16" Wide, Welded	4G5075S	10-9/16" x 4-9/16"	80.0	4	(6) 1/2" (6) Eccentric	(2) 1/2" (2) Eccentric	(6) 1/2" (4) 3/4"	182.0/ 82.55
 Five Gang 12-15/16" Wide, Welded	5G5075S	12-5/16" x 4-9/16"	94.8	5	(8) 1/2" (6) Eccentric	(2) 1/2" (2) Eccentric	(6) 1/2" (4) 3/4"	205.0/ 92.98
 Six Gang 14-1/8" Wide, Welded	6G5075S	14-1/8" x 4-9/16"	111.1	6	(8) 1/2" (8) Eccentric	(2) 1/2" (2) Eccentric	(6) 1/2" (4) 3/4"	227.5/ 103.19
 Seven Gang 15-5/16" Wide, Welded	7G5075S	15-5/16" x 4-9/16"	127.0	7	(10) 1/2" (8) Eccentric	(2) 1/2" (2) Eccentric	(9) 1/2" (6) 3/4"	290.0/ 131.54
 Eight Gang 17-3/4" Wide, Welded	8G5075S	17-3/4" x 4-9/16"	142.1	8	(10) 1/2" (10) Eccentric	(2) 1/2" (2) Eccentric	(9) 1/2" (6) 3/4"	255.0/ 115.67

Multigang Switch Box Covers

3/4" Raised Device Covers

UL Standard: 514A
 UL Listed: E2527
 NEMA: OS-1

	Catalog Number *	Dimensions W x H	Wiring Cubic Inch Capacity	No. of Gangs	Wt. Lbs./Kgs. per 100
 Two Gang, 7-1/16" Wide	2GC75N	6-7/8" x 4-9/16"	9.1	2	57.0/ 25.85
 Three Gang, 8-7/8" Wide	3GC75N	8-3/4" x 4-9/16"	14.9	3	70.0/ 31.75
 Four Gang, 10-9/16" Wide	4GC75N	10-9/16" x 4-9/16"	21.0	4	76.0/ 34.47
 Five Gang, 12-5/16" Wide	5GC75N	12-5/16" x 4-9/16"	25.5	5	83.0/ 37.65
 Six Gang, 14-1/8" Wide	6GC75N	14-1/8" x 4-9/16"	30.8	6	92.0/ 41.73
 Seven Gang, 15-15/16" Wide	7GC75N	15-5/16" x 4-9/16"	36.1	7	100.0/ 45.36
 Eight Gang, 17-3/4" Wide	8GC75N	17-3/4" x 4-9/16"	41.1	8	115.0/ 52.16
Low Voltage Partition for Multigang Switch Boxes					
	LVP-1N	1-7/8" Partition for use with 3/4" raised covers			16.5/ 7.48

* Device covers will also fit the next smaller size box.

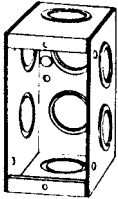
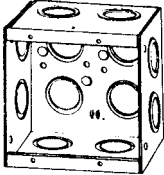
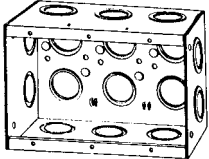
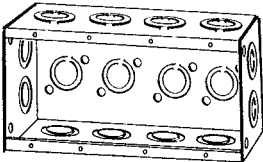
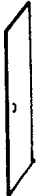
Masonry Boxes

2-1/2" Deep x 3-3/4" High With Concentric Knockouts (Non-Gangable)

UL Standard: 514A
 UL Listed: E2527
 NEMA: OS-1

Commercial Products

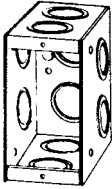
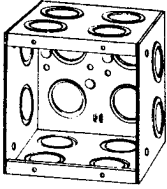
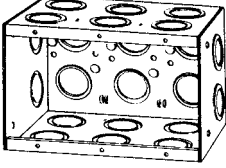
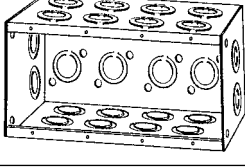
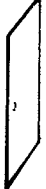
COMMERCIAL PRODUCTS: SWITCH AND OUTLET BOXES AND COVERS

	Catalog Number	Width (inches)	Wiring Cubic Inch Capacity	Concentric Knockout Description			Wt. Lbs./Kgs. Per 100
				Sides	Ends	Bottom	
 <p>1-13/16" Wide, Welded, Single gang</p>	M1-250	1-13/16	15.5	(4) 1/2" - 3/4"	(2) 1/2" - 3/4"	(2) 1/2" - 3/4"	66.0/ 29.94
 <p>3-5/8" Wide, Welded, Two gang</p>	M2-250	3-5/8	31.0	(4) 1/2" - 3/4"	(4) 1/2" - 3/4"	(4) 1/2" - 3/4"	116.0/ 52.62
 <p>5-7/16" Wide, Welded; Three gang</p>	M3-250	5-7/16	46.5	(4) 1/2" - 3/4"	(6) 1/2" - 3/4"	(6) 1/2" - 3/4"	140.0/ 63.50
 <p>7-3/8" Wide, Welded, Four gang</p>	M4-250	7-3/8	67.0	(4) 1/2" - 3/4"	(8) 1/2" - 3/4"	(4) 1/2" - 3/4"	160.0/ 72.57
Low Voltage Partitions							
	LVP-250		0.0	For 2-1/2" 2- and 3-Gang Masonry Boxes			16.0/ 7.26

Masonry Boxes

3-1/2" Deep x 3-3/4" High with Concentric Knockouts (Non-Gangable)

UL Standard: 514A
 UL Listed: E2527
 NEMA: OS-1

	Catalog Number	Width (inches)	Wiring Cubic Inch Capacity	Concentric Knockout Description			Wt. Lbs./Kgs. Per 100
				Sides	Ends	Bottom	
 <p>1-13/16" Wide, Welded Single gang</p>	M1-350	1-13/16	22.0	(4) 1/2" - 3/4"	(4) 1/2" - 3/4"	(2) 1/2" - 3/4"	86.0/ 39.01
 <p>3-5/8" Wide, Welded Two gang</p>	M2-350	3-5/8	44.0	(4) 1/2" - 3/4"	(8) 1/2" - 3/4"	(4) 1/2" - 3/4"	126.0/ 57.15
 <p>5-7/16" Wide, Welded Three gang</p>	M3-350	5-7/16	66.0	(4) 1/2" - 3/4"	(12) 1/2" - 3/4"	(6) 1/2" - 3/4"	163.0/ 73.94
	M4-350	7-3/8	92.0	(4) 1/2" - 3/4"	(16) 1/2" - 3/4"	(4) 1/2" - 3/4"	200.0/ 90.72
Low Voltage Partitions							
	LVP-350		0.0	For 3-1/2" 2-, 3- and 4-Gang Masonry Boxes			24.0/ 10.89

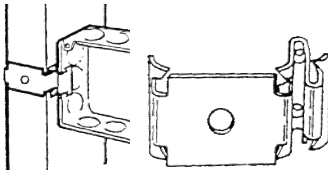


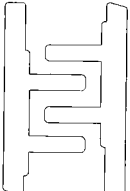

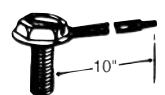
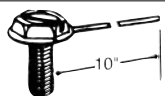

Commercial Products

COMMERCIAL PRODUCTS: SWITCH AND OUTLET BOXES AND COVERS

Outlet Box/Switch Box Accessories

Commercial Products

COMMERCIAL PRODUCTS: SWITCH AND OUTLET BOXES AND COVERS

	Catalog Number	Description	Wt. Lbs. /Kgs. Per 100
Outlet Box Metal Stud Clip			
	MSC-OBN	Mounts all types, sizes and depths of outlet boxes to any metal stud	5.9/ 2.68
Switch Box Extension			
	1490	Fits all single gang switch boxes with 1/8" screws (7/8" depth; 4.5 cubic inch wiring capacity)	11.0/ 4.99
Switch Box Supports			
	892	LOX BOX® fits standard switch boxes (wall 1/4" minimum to 1-1/4" maximum)	2.6/ 1.18
	896 *	"E-Z-IN" wall 1/4" minimum to 1-1/4" maximum	2.6/ 1.18
Grounding Clip			
	GR12	For use with No. 14 or No. 12 nonmetallic sheathed cable having ground wire	0.4/ 0.18
Washer Head Grounding Screws and Pigtails			
	SCR1032-PTL10C	3/8" long – 10-32 thread green ground screw with 10" solid copper insulated green wire, No. 12 AWG wire pigtail	1.80/ 0.82
	SCR1032-PTL10B	3/8" long – 10-32 thread green ground screw with 10" solid copper bare wire, No. 14 AWG wire pigtail	1.20/ 0.54
	SCR1032	3/8" long – 10-32 thread green ground screw	0.50/ 0.23

* Sold (and used) in pairs.