



***CARGO MANIFEST
XML MESSAGE DESCRIPTION***

ASYCUDA
world

The logo for ASYCUDA world, with "ASYCUDA" in a large, dark blue, bold sans-serif font. Below it, the word "world" is written in a pink, cursive script. A small globe icon is positioned between the "o" and "r" of "world".

BARBADOS

Draft version (vA.1.0), July 2019

1. ACIS Standards.
2. Manifest Coloader data stream
3. Vehicle segment
4. FAS_Liner_Cargo Element
5. Freight segment
6. Harmonized code segment

TABLE OF CONTENTS

Introduction	2
ASYCUDA World XML Manifest and Degroupage Message Format	3
General Description	3
Manifest Data Stream	3
Manifest Data Stream Tag Description	6
Special Considerations	14
Degroupage Data Stream	14
Degroupage Data Stream Tag Description	17
Special Considerations	17
Additional Information	17
Append Waybill(s) Data Stream	18
Append Data Stream Tag Description	18
Special Considerations	18
Manifest Coloader(s) Data Stream	19
Coloaders Data Stream Tag Description	19
Special Considerations	19
Annex A – Visual representation - General Segment (for manifest)	20
Continuation of the General Segment (for manifest)	21
Annex B – Visual representation - BOL segment	22
Continuation of the BOL segment - Container segment	23
Continuation of the BOL segment - (New) Vehicle segment	24
Continuation of the BOL segment - Goods segment	25
Continuation of the BOL segment - remaining segments	26

Introduction

The United Nations Conference on Trade and Development (UNCTAD) as part of its ASYCUDA Programme has developed applications, which allow for the electronic data interchange (EDI) between Customs Administrations and the trade community.

The present document will explain how trade operators can submit electronically data related to a cargo manifest in XML¹ format. The latter covers the complete manifest including cargo details of each transport document and the degroupage system.

ASYCUDA World XML Manifest and Degroupage Message Format

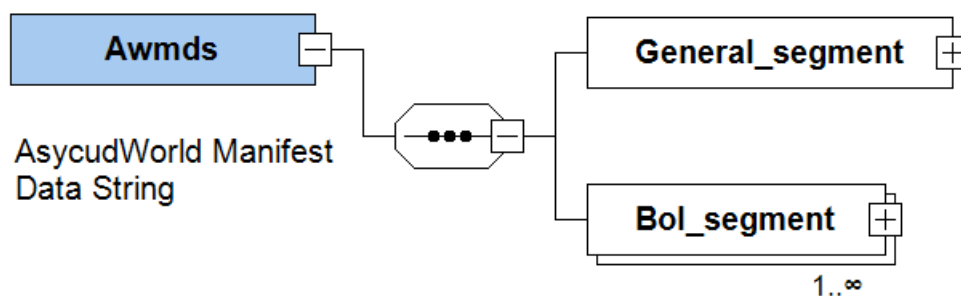
General Description

The ASYCUDA WORLD module ASYFCI (ASYCUDA’s Fast Cargo Integration) is the client application used by the system to integrate the cargo manifest and the degroupage (break down of consolidated cargo). Any carrier that has its own application or system to process a manifest and the degroupage will not be required to key in again all the information, carriers will only need to extract data from their systems and transform into an XML message.

Manifest Data Stream

The structure of the XML message, named as the Asycuda World Manifest Data Stream (AWMDS), consists of two big data segments:

- The general segment of the manifest <General_segment>
- Detailed data for each transport document <Bol_segment>



The following diagram expands both the **General_segment** (Figure 1) and the **Bol_segment** (Figure 2).

¹ XML: Extensible Markup Language

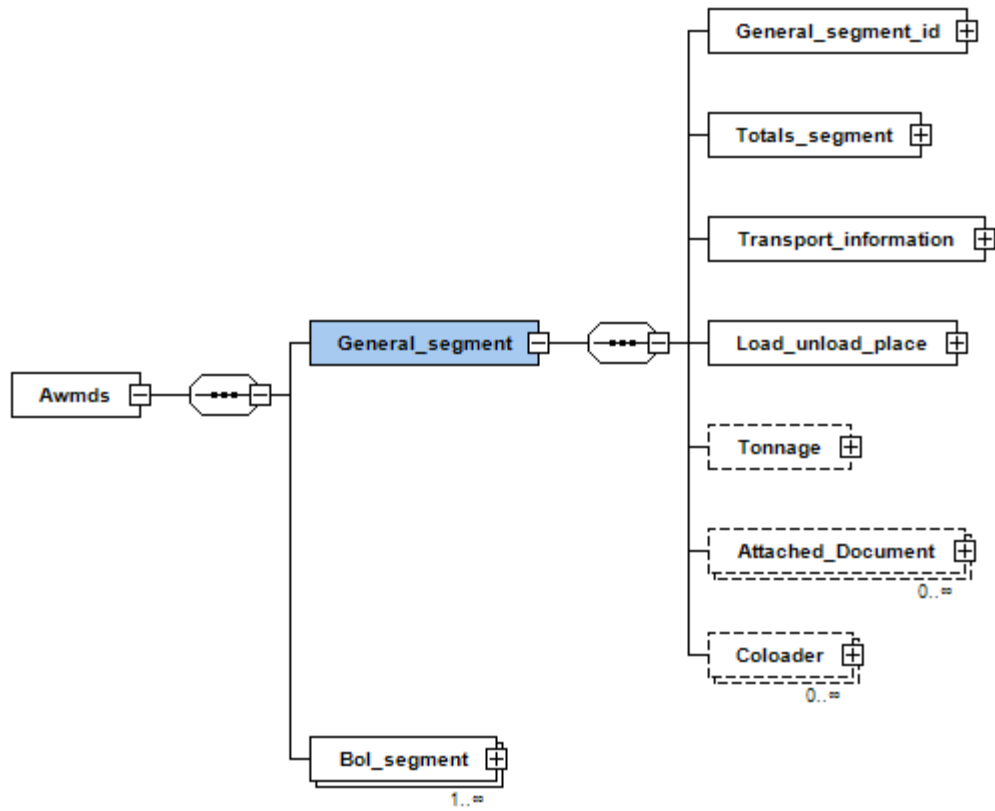


Figure 1

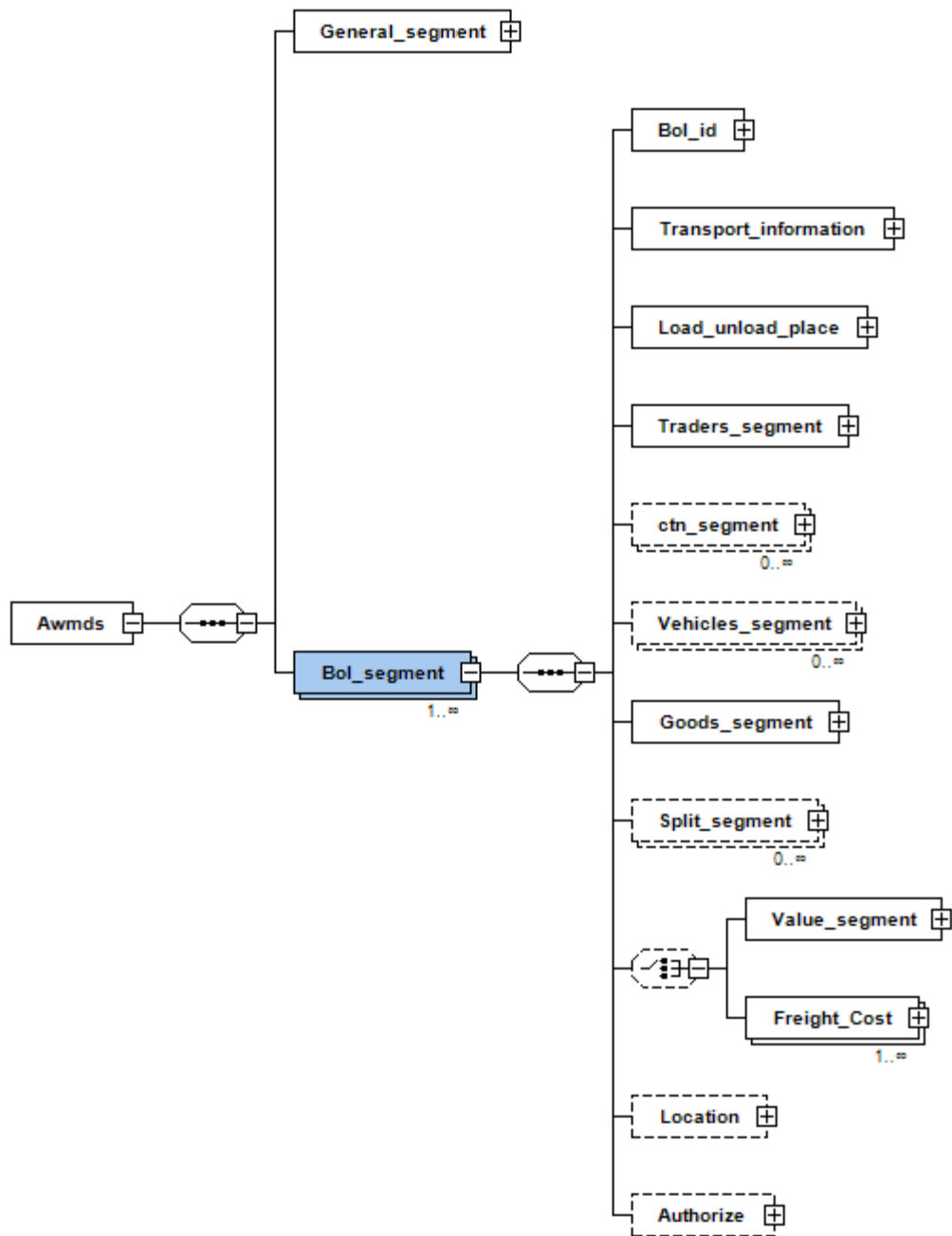


Figure 2

The general segment is composed by the following sub segments (see [ANNEX A](#)):

1. Manifest identification <General_segment_id>
2. Summary of different quantities included in the manifest <Totals_segment>
3. Manifest transport information <Transport_information>. This tag also contains the carrier details information sub segment <Carrier>.
4. Information about the place/Port of departure and destination at the manifest level <Load_unload_place>

5. Measure of the cargo-carrying capacity of a ship <Tonnage>
6. Detailed data for each attached document (optional)
7. CO-Loaders list (optional)

The bill of lading segment is composed as follows (see [ANNEX B](#)):

1. Bill of Lading identification <Bol_id>
2. Transport information <Transport_information>. Optional, if cargo does not belong to the same carrier identified in the general segment of the manifest. This applies only to co-loader carriers.
3. Information about the place/Port of departure and destination at the bill of lading level <Load_unload_place>
4. Traders' information <Traders_segment>. This sub segment also is divided in another 3 sub segments:
 - a. Exporter information <Exporter>
 - b. Notify information <Notify>
 - c. Consignee information <Consignee>
5. Detailed data for each container <ctn_segment>
6. Detailed data for each vehicle <Vehicles_segment>
7. Goods description <Goods segment>.
8. Detailed data for each splitting <Split_segment>
9. Detailed data containing the bill of lading valuation tags <Value_segment>. This sub segment also is composed by another 4 sub segments:
 - a. Freight information <Freight_segment>
 - b. Customs valuation information <Customs_segment>
 - c. Insurance information <Insurance_segment>
 - d. Transport valuation information <Transport_segment>.
10. Freight cost segment <Freight_Cost>
11. Location information <Location>
12. Segment <Authorize>. Contains the company code who is responsible to break down (master waybill) or split (house waybill) the current waybill

The AWMDS message must have information about only one manifest and can accept a large number of bills of lading.

The following attached files are part of this document:

- Awmds.xsd This is the schema file to validate manifest xml files (Awmds element). It is also built-in the ASYFCI module.

You can also have attached to this documentation xml manifest files as examples. This files show different types of manifests.

Manifest Data Stream Tag Description

The tables in this section provide information about each Tag required for the AWMDS XML message, including the format, their use (optional or mandatory), and tag name.

The format specified for each tag can be one of the following types:

◆

Format	Definition	Examples
INT	Integer number up to 18 digits	1 8758943
N#	Decimal number up to 18 digits including decimal places and point. The number (#) sign should be replaced with the actual length required.	N5 =>10.00 N5 =>4789 N8 =>556.259
AN#	Alphanumeric string.	AN1 =>C AN35 =>JOHN DOE
DATE	Date format yyyy-MM-dd (year-month-day)	2007-12-31
TIME	Time format hh:mm:ss	12:30:00
BOOLEAN	Truth value. Allowed values: <ul style="list-style-type: none"> • “true” or “1” • “false” or “0” 	“true” or “1” “false” or “0”

SEGMENT: <General_segment_id>			
TAG NAME	FORMAT	USE	DESCRIPTION
<General_segment_id>		Mandatory	General_segment_id segment
<Customs_office_code>	AN5	Mandatory	Customs office code where manifest will be submitted
<Voyage_number>	AN17	Mandatory	Voyage or flight number assigned by the carrier (upper case)
<Date_of_departure>	DATE	Mandatory	Departure or sailing date
<Time_of_departure>	DATE	Optional	Departure or sailing time
<Date_of_arrival>	DATE	Optional	Arrival date
<Time_of_arrival>	TIME	Optional	Arrival time
<Date_of_last_discharge>	DATE	Optional	Date when last piece of cargo is discharged from vessel or aircraft

SEGMENT: <Totals_segment>			
TAG NAME	FORMAT	USE	DESCRIPTION
<Totals_segment>		Mandatory	Totals_segment segment
<Total_number_of_bols>	INT	Mandatory	Total number of transport documents (Bill of Lading, Airway Bill, etc.)
<Total_number_of_packages>	N18	Mandatory	Number of packages for this manifest. Total piece count of goods being transported
<Total_number_of_containers>	INT	Mandatory	Total number of containers described in this manifest
<Total_number_of_vehicles>	INT	Mandatory	Total number of containers described in this manifest
<Total_gross_mass>	N18	Mandatory	Total gross mass (KG) for this manifest

SEGMENT: <Transport_information>			
TAG NAME	FORMAT	USE	DESCRIPTION
<Transport_information>		Mandatory	Transport_information segment
<Mode_of_transport_code>	AN3	Mandatory	Mode of transportation (1=Sea; 2=Rail; 3=Road; 4=Air; 5=Postal;

			6=Multimodal; 7=Fixed; 8=Inland waterways; 9=Unknown)
<Identity_of_transporter>	AN27	Mandatory	Transport unit name (e.g. Vessel or Aircraft name)
<Nationality_of_transporter_code>	AN3	Mandatory	Transport unit nationality code (ISO 2-Alpha country code)
<Place_of_transporter>	AN35	Optional	Cargo carrier name (SCAC/IATA)
<Registration_number_of_transport_code>	AN35	Mandatory	IMO/IATA registration reference
<Date_of_registration>	DATE	Optional	IMO/IATA registration date (if available)
<Master_information>	AN70	Mandatory	Master/Captain name

SEGMENT: <Carrier>			
TAG NAME	FORMAT	USE	DESCRIPTION
<Carrier>		Mandatory	Carrier segment
<Carrier_code>	AN17	Mandatory	Carrier code assigned by Customs
<Carrier_name>	AN35	Optional	Carrier name
<Carrier_address>	AN140	Optional	Carrier address

SEGMENT: <Shipping_Agent>			
TAG NAME	FORMAT	USE	DESCRIPTION
<Shipping_Agent>		Mandatory	Shipping_Agent segment
<Shipping_Agent_code>	AN17	Mandatory	Shipping agent code assigned by Customs
<Shipping_Agent_name>	AN35	Optional	Shipping agent name

SEGMENT: <Load_unload_place>			
TAG NAME	FORMAT	USE	DESCRIPTION
<Load_unload_place>		Mandatory	Load_unload_place segment
<Place_of_departure_code>	AN5	Mandatory	Place/Port of departure code where voyage started (UN/LOCODE)
<Place_of_destination_code>	AN5	Mandatory	Place/Port of destination code where goods are off-loaded (UN/LOCODE)

SEGMENT: <Tonnage>			
TAG NAME	FORMAT	USE	DESCRIPTION
<Tonnage>		Optional	Tonnage segment
<Tonnage_net_weight>	N18	Mandatory	Net weight of the ship
<Tonnage_gross_weight>	N18	Mandatory	Gross weight of the ship

SEGMENT: <Attached_Document>			
TAG NAME	FORMAT	USE	DESCRIPTION
<Attached_Document>		Optional	Attached document segment
<Attached_document_code>	AN4	Mandatory	Attached document code registered by Customs
<Attached_document_filename>	AN255	Mandatory	Name of the file to be attached

<Attached_document_content>	xs:base64 binary	Mandatory	Represents Base64-encoded arbitrary binary data defined in [RFC 2045]
-----------------------------	------------------	-----------	---

SEGMENT: <Coloader>			
TAG NAME	FORMAT	USE	DESCRIPTION
<Coloader>		Optional	Coloader segment
<Coloader_code>	AN17	Mandatory	Carrier code assigned by Customs
<Coloader_name>	AN35	Optional	Carrier name

SEGMENT: <Bol_id>			
TAG NAME	FORMAT	USE	DESCRIPTION
<Bol_id>		Mandatory	Bol_id segment
<Bol_reference>	AN17	Mandatory	Transport document reference number (Bill of Lading no., Airway bill no.)
<Line_number>	INT	Mandatory	Transport document sequence line number
<Bol_nature>	AN2	Mandatory	Transport document use: 22= Exports; 23= Imports; 24= In-Transit; 26= Freight remaining on board (FROB); 28= Transhipment
<Bol_type_code>	AN3	Mandatory	Transport document type code
<FAS_Liner_Cargo>	AN1	Optional	FAS_Liner_Cargo is mandatory when Mode of transportation is 1=Sea
<Master_bol_ref_number>	AN17	Optional	Master bill of lading reference number for consolidated cargo
<Unique_carrier_reference>	AN35	Optional	Unique cargo reference code

SEGMENT: <Transport_information>			
TAG NAME	FORMAT	USE	DESCRIPTION
<Transport_information>		Mandatory	Transport_information segment. Consist in addition to listed tags: Carrier, Shipping_Agent and Load_unload_place segments.
<Vessel_loading_code>	AN5	Optional	Place/Port where the consignment was loaded on to the current vessel (UN/LOCODE)
<Vessel_discharge_code>	AN5	Optional	Place/Port where the consignment will be unloaded from the current vessel (UN/LOCODE)

SEGMENT: <Carrier>			
TAG NAME	FORMAT	USE	DESCRIPTION
<Carrier>		Mandatory	Carrier segment
<Carrier_code>	AN17	Mandatory	Carrier code assigned by Customs
<Carrier_name>	AN35	Optional	Carrier name
<Carrier_address>	AN140	Optional	Carrier address

SEGMENT: <Shipping_Agent>			
TAG NAME	FORMAT	USE	DESCRIPTION
<Shipping_Agent>		Mandatory	Shipping_Agent segment
<Shipping_Agent_code>	AN17	Mandatory	Shipping agent code assigned by Customs
<Shipping_Agent_name>	AN35	Optional	Shipping agent name

SEGMENT: <Load_unload_place>			
TAG NAME	FORMAT	USE	DESCRIPTION
<Load_unload_place>		Mandatory	Load_unload_place segment
<Place_of_loading_code>	AN5	Mandatory	Place/Port of initial loading code (UN/LOCODE)
<Place_of_unloading_code>	AN5	Mandatory	Place/Port of final destination code (UN/LOCODE)

SEGMENT: <Traders_segment>			
TAG NAME	FORMAT	USE	DESCRIPTION
<Traders_segment>		Mandatory	Traders_segment segment. Consist of Exporter, Notify and Consignee segments

SEGMENT: <Exporter>			
TAG NAME	FORMAT	USE	DESCRIPTION
<Exporter>		Mandatory	Exporter segment
<Exporter_code>	AN17	Optional	Exporter code
<Exporter_name>	AN75	Mandatory	Exporter/Supplier Name
<Exporter_address>	AN140	Mandatory	Exporter/Supplier Address

SEGMENT: <Notify>			
TAG NAME	FORMAT	USE	DESCRIPTION
<Notify>		Mandatory	Notify segment
<Notify_code>	AN17	Optional	Notify Code
<Notify_name>	AN75	Optional	Notify Name
<Notify_address>	AN140	Optional	Notify Address

SEGMENT: <Consignee>			
TAG NAME	FORMAT	USE	DESCRIPTION
<Consignee>		Mandatory	Consignee segment
<Consignee_code>	AN17	Optional ²	Consignee code
<Consignee_name>	AN75	Mandatory ³	Consignee name
<Consignee_address>	AN140	Mandatory	Consignee address

SEGMENT: <ctn_segment>			
-------------------------------------	--	--	--

² The consignee code is optional only on House Bills of Lading/AWB. If the transport document is a Master Bill of Lading or Master Airway Bill, the Consignee code must contain the Consolidator's consignee code for them to degroup.

³ The consignee name and consignee address become mandatory if the consignee code is left empty.

TAG NAME	FORMAT	USE	DESCRIPTION
<ctn_segment>		Optional	Container segment
<Ctn_reference>	AN17	Mandatory	Container identification number. Four letters for container owner, six-digits container serial number and check digit (e.g. OTEU1223808). No spaces or other separators allowed.
<Number_of_packages>	INT	Mandatory	Number of packages for this container
<Type_of_container>	AN4	Mandatory	Container size-type code (ISO6346:1995)
<Empty_Full>	AN3	Mandatory	Container flag: empty, full, etc. indicator
<Disposition>	AN10	Optional	Cargo disposition, accepted values "CY, CFS and P. UNSTUFF". Required only when BL nature= 23 and container is not empty
<Marks1>	AN10	Mandatory	Container 1st seal number
<Marks2>	AN10	Optional	Container 2nd seal number
<Marks3>	AN10	Optional	Container 3rd seal number
<Sealing_Party>	AN3	Optional	Sealing party (affixing seal) code
<Empty_weight>	N18	Mandatory	Empty weight of the container
<Goods_weight>	N18	Mandatory	Gross mass for goods in container
<Temp_min>	INT	Optional	Minimum temperature for reefer container (Celsius)
<Temp_max>	INT	Optional	Maximum temperature for reefer container (Celsius)
<Humidity>	INT	Optional	Humidity level for reefer container
<Dangerous_goods_code>	AN10	Optional	Dangerous goods code (UNDG)
<Ctn_goods_description>	AN500	Mandatory	Description of goods in container
<Ctn_hs_code>	N6	Optional	Harmonised system code. Only 6 digits will be validated
<Ctn_volume>	N18	Mandatory	Volume of cargo per container
<Ctn_line_number>	AN10	Mandatory	Code identifying shipping container owner

SEGMENT: <Vehicles_segment>			
TAG NAME	FORMAT	USE	DESCRIPTION
<Vehicles_segment>		Optional	Vehicle segment
<Chassis_number>	AN30	Mandatory	Chassis number or VIN number of vehicle
<Engine_number>	AN30	Optional	Engine number of the vehicle
Engine_capacity	INT	Optional	Engine capacity (cc)
Odometer_reading	INT	Optional	Odometer reading of the vehicle
Make_code	AN4	Mandatory	Make code of the vehicle, code lookup must exist in ASYCUDA.
Make_name	AN40	Optional	Make name of the vehicle
Manufacturing_year	INT	Mandatory	Vehicle manufactured year
Color	AN30	Optional	Color of the vehicle
Condition	AN20	Optional	Condition of the vehicle. Use or New

SEGMENT: <Goods_segment>			
TAG NAME	FORMAT	USE	DESCRIPTION
<Goods_segment>		Mandatory	Goods segment. Consist in addition to listed tags: Seals_segment and Commodity_Segment.
<Number_of_packages>	N18	Mandatory	Total number of packages for this transport document
<Package_type_code>	AN2	Mandatory	Package type code (UNECE CEFACT Recommendation 21 Alpha-2 code)
<Gross_mass>	N18	Mandatory	Total gross mass (KG) for this transport document
<Shipping_marks>	AN2000	Mandatory	Shipping marks and numbers
<Goods_description>	AN2000	Mandatory	Goods description
<Place_of_origin>	AN50	Optional	Place of origin of carriage. Waybill place of receipt
<Place_of_destination>	AN50	Optional	Place of ultimate destination of goods. Waybill place of delivery
<Volume_in_cubic_meters>	N18	Optional	Volume in cubic meters
<Num_of_ctn_for_this BOL>	INT	Mandatory	Number of containers in this transport document
<Num_of_vehicles_for_this BOL>	INT	Mandatory	Number of vehicles in this transport document
<Goods_hs_code>	AN6	Optional	Tariff code for goods.
<Information>	AN2000	Optional	Additional information

SEGMENT: <Commodity_Segment>			
TAG NAME	FORMAT	USE	DESCRIPTION
<Commodity_Segment>		Optional	HS Tariff segment for goods.
<HS_Code>	AN6	Mandatory	Harmonised standard code (6 digit)
<HS_Description>	AN500	Mandatory	HS code description
<Number_of_packages>	N18	Optional	Number of packages
<Package_type_code>	AN17	Optional	Package type code
<Container_Reference>	AN17	Optional	Container reference

SEGMENT: <Split_segment>			
TAG NAME	FORMAT	USE	DESCRIPTION
<Split_segment>		Optional	Split segment
<Number_of_packages>	N18	Mandatory	Number of packages for this splitting
<Package_type_code>	AN17	Mandatory	Package type code
<Gross_mass>	N18	Mandatory	Gross mass (KG) for this splitting
<Shipping_marks>	AN70	Mandatory	Shipping marks and numbers
<Goods_description>	AN70	Mandatory	Goods description
<Container>			Sub-segment for container
<Reference>	AN17	Optional	Container identification number
<Unloaded>	BOOLEAN	Optional	Unload Container (true or false)

SEGMENT: <Sad_export>			
TAG NAME	FORMAT	USE	DESCRIPTION

<Sad_export>		Optional	SAD export segment
<Customs_office>	AN5	Optional	Customs office code where the declaration was submitted
<Registration_serial>	AN1	Optional	Registration serial
<Registration_number>	INT	Optional	Registration number
<Registration_date>	DATE	Optional	Registration date

SEGMENT: <Value_segment>			
TAG NAME	FORMAT	USE	DESCRIPTION
<Value_segment>		Mandatory	Value segment. Consist of Freight_segment, Customs_segment, Insurance_segment and Transport_segment.

SEGMENT: <Freight_segment>			
TAG NAME	FORMAT	USE	DESCRIPTION
<Freight_segment>		Optional	Freight segment
<PC_indicator>	AN3	Mandatory	Prepaid/Collect Freight indicator (PP=Prepaid; CC=Collect)
<Freight_value>	N18	Optional	Freight instruction value
<Freight_currency>	AN3	Optional	Freight instruction currency code (ISO)

SEGMENT: <Customs_segment>			
TAG NAME	FORMAT	USE	DESCRIPTION
<Customs_segment>		Optional	Customs segment
<Customs_value>	N18	Optional	Customs value
<Customs_currency>	AN3	Optional	Customs currency code (ISO)

SEGMENT: <Insurance_segment>			
TAG NAME	FORMAT	USE	DESCRIPTION
<Insurance_segment>		Optional	Insurance segment
<Insurance_value>	N18	Optional	Insurance cost
<Insurance_currency>	AN3	Optional	Insurance cost currency code (ISO)

SEGMENT: <Transport_segment>			
TAG NAME	FORMAT	USE	DESCRIPTION
<Transport_segment>		Optional	Transport segment
<Transport_value>	N18	Mandatory	Overall freight cost
<Transport_currency>	AN3	Mandatory	Overall freight cost currency code (ISO)

SEGMENT: <Freight_Cost>			
--------------------------------------	--	--	--

◆

TAG NAME	FORMAT	USE	DESCRIPTION
<Freight_Cost>		Mandatory	Freight cost segment
<Mode_Indicator>	AN2	Optional	Mode indicator according to mode of transport type and handling site
<Code>	AN6	Mandatory	Freight code
<Description>	AN250	Mandatory	Freight description
<Payment_Method>	AN3	Optional	Prepaid/Collect Freight indicator (PP=Prepaid; CC=Collect)
<Amount>	N18	Mandatory	Freight instruction value
<Currency>	AN3	Mandatory	Freight instruction currency code (ISO)

SEGMENT: <Location>			
TAG NAME	FORMAT	USE	DESCRIPTION
<Location>		Optional	Location segment
<Location_code>	AN17	Optional	Location code of transit shed or storage area
<Location_info>	AN35	Optional	Location additional information

SEGMENT: <Authorize>			
TAG NAME	FORMAT	USE	DESCRIPTION
<Authorize>		Optional	Authorize segment
<Company_code>	AN17	Mandatory	Company code that is authorized to breakdown the master waybill or split the house waybill
<Company_name>	AN135	Optional	Name of the company
<Declarant_code>	AN17		Declarant/Broker code that is authorized to split the house waybill
<Declarant_name>	AN135		Name of the declarant

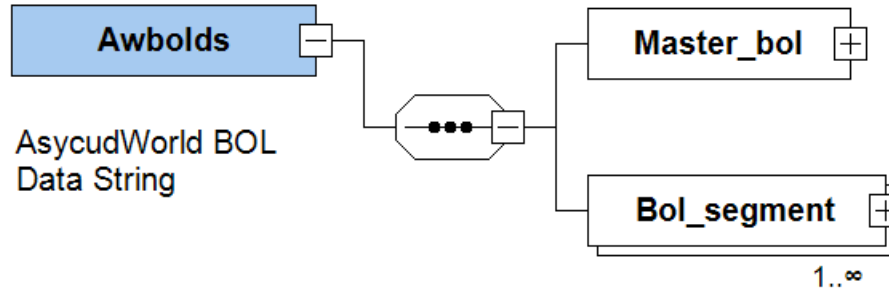
Special Considerations

1. In some cases, data may be unavailable when constructing the AWMDS message. If Customs Agency does not define that information as mandatory, the user can omit those tags.
2. It is very important to include correctly the identification data of the manifest when creating each transport document segment (Bol_segment).

Degroupage Data Stream

The structure of the XML message, named as the Asycuda World Bill Of Lading Degroupage Stream (Awbolds), consists of two data segments:

- The master bill of lading reference segment <Master_bol>
- Detailed data for each house transport document <Bol_segment>



The following diagram on the next page expands both the **Master_bol** (Degroupage segment) and the **Bol_segment**.

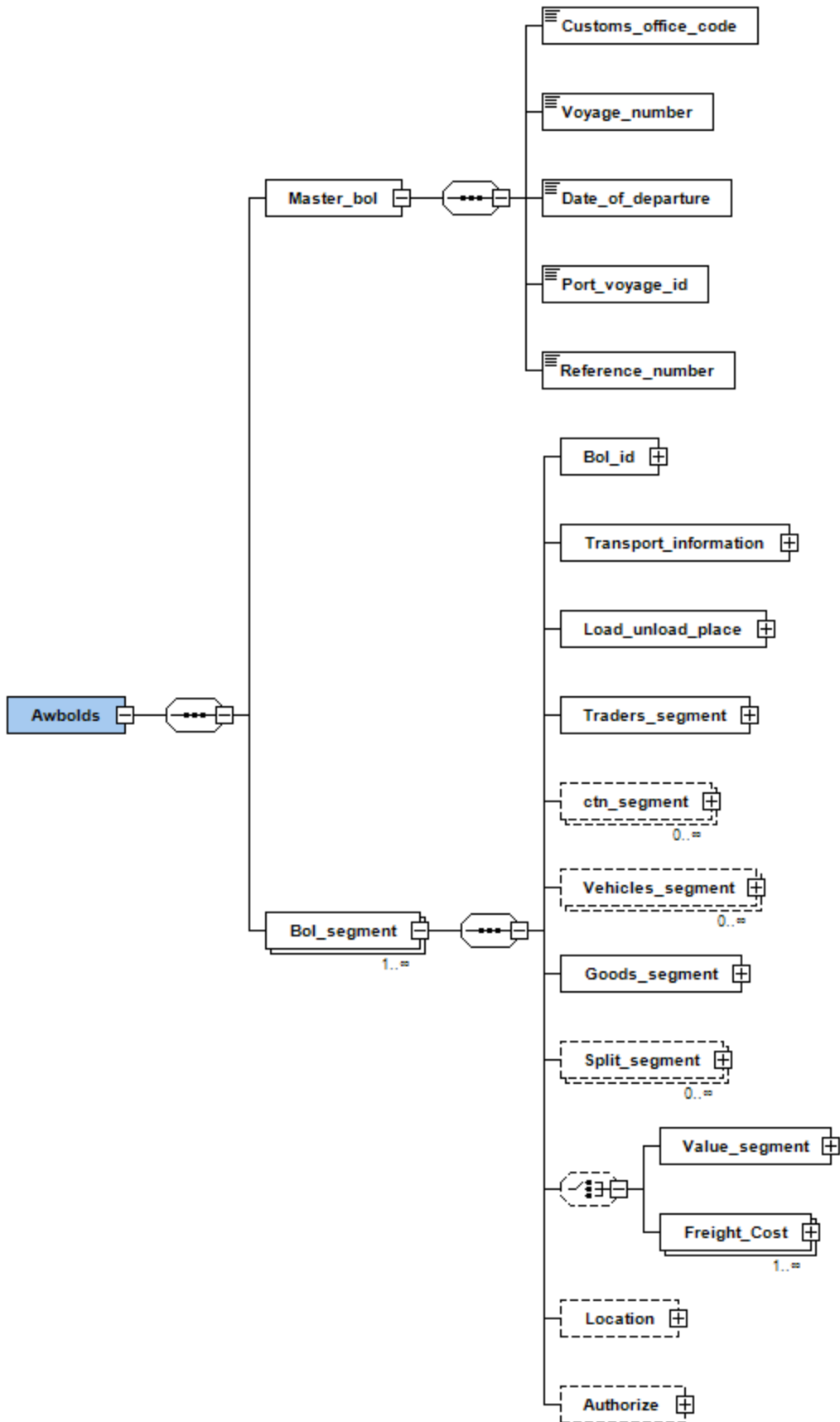


Figure 2

The structure of the <Bol_segment> is the same one that the segment <Bol_segment> of the manifest (see [ANNEX B](#)).

The Awbolds message must have information about only one degroupage and will accept a large number of bills of lading.

The following attached files are part of this document:

- Awbolds.xsd This is the schema file to validate degroupage xml files (Awbolds element). It is also included in the ASYFCI module.

You can also have xml degroupage files as examples. This files show different types of degroupage.

Degroupage Data Stream Tag Description

The table in this section provide information about each tag required for the <Master_bol> segment, including the format, their use (optional or mandatory), and tag name.

SEGMENT: <Master_bol>			
TAG NAME	FORMAT	USE	DESCRIPTION
<Customs_office_code>	AN5	Mandatory	Customs office code where manifest will be submitted
<Voyage_number>	AN17	Mandatory	Voyage or flight number assigned by the carrier
<Date_of_departure>	DATE	Mandatory	Departure or sailing date
<Reference_number>	AN17	Mandatory	Master transport document reference number

Special Considerations

1. In some cases, data may be unavailable when constructing the AWBOLDS message. If Customs Agency does not define that information as mandatory, the user can omit those tags.
2. To perform the degroupage, the manifest should be either stored or registered.
3. The degroupage can be done in one or multiple xml files (<Master_bol> segment should be the same for all xml files).
4. The Awbolds message should have information about only one Master document.
5. ANNEX A and ANNEX B do not display all tags described in detail in this document.

Additional Information

- If you need to add new Bill of Ladings to Manifest or Degroupage, you can use your previous file, add the new BOL, and reload it. The system just will add new information, old data will be skipped.
- If you had erroneous data, you can delete old information and reload the file, the system will update all information re-submitted.

Append Waybill(s) Data Stream

The structure of the XML message, named as the Asycuda World Append (Awappend), consists of two data segments:

- The manifest identification segment <Manifest_identification>
- Detailed data for each transport document <Bol_segment>

The structure of the <Bol_segment> is the same one that the segment <Bol_segment> of the manifest (see [ANNEX B](#)).

The Awappend message must have information about only one manifest and will accept a large number of bills of lading.

The following attached files are part of this document:

- Awappend.xsd ☺ This is the schema file to append waybills xml files (Awappend element). It is also included in the ASYFCI module.

You can also have xml append files as examples.

Append Data Stream Tag Description

The table in this section provide information about each tag required for the <Manifest_identification> segment, including the format, their use (optional or mandatory), and tag name.

SEGMENT: <Manifest_identification>			
TAG NAME	FORMAT	USE	DESCRIPTION
<Customs_office_code>	AN5	Mandatory	Customs office code where manifest will be submitted
<Voyage_number>	AN17	Mandatory	Voyage or flight number assigned by the carrier
<Date_of_departure>	DATE	Mandatory	Departure or sailing date

Special Considerations

1. In some cases, data may be unavailable when constructing the AWAPPEND message. If Customs Agency does not define that information as mandatory, the user can omit those tags.
2. To perform the append, the manifest should be stored.
3. The append can be done in one or multiple xml files (<Master_identification> segment should be the same for all xml files).
4. The Awappend message should have information about only one Manifest document.
5. ANNEX A and ANNEX B do not display all tags described in detail in this document.

Manifest Coloader(s) Data Stream

The structure of the XML message, named as the Asycuda World Manifest Coloaders Data Stream (Awmcds), consists of two data segments:

- The manifest identification segment <Manifest_identification>
- Detailed data for each transport document <Bol_segment>

The structure of the <Bol_segment> is the same one that the segment <Bol_segment> of the manifest (see [ANNEX B](#)).

The Awmcds message must have information about only one manifest and will accept a large number of bills of lading.

The following attached files are part of this document:

- Awmcds.xsd This is the schema file to coload waybills xml files (Awmcds element). It is also included in the ASYFCI module.

You can also have xml coloaders files as examples.

Coloaders Data Stream Tag Description

The table in this section provide information about each tag required for the <Manifest_identification> segment, including the format, their use (optional or mandatory), and tag name.

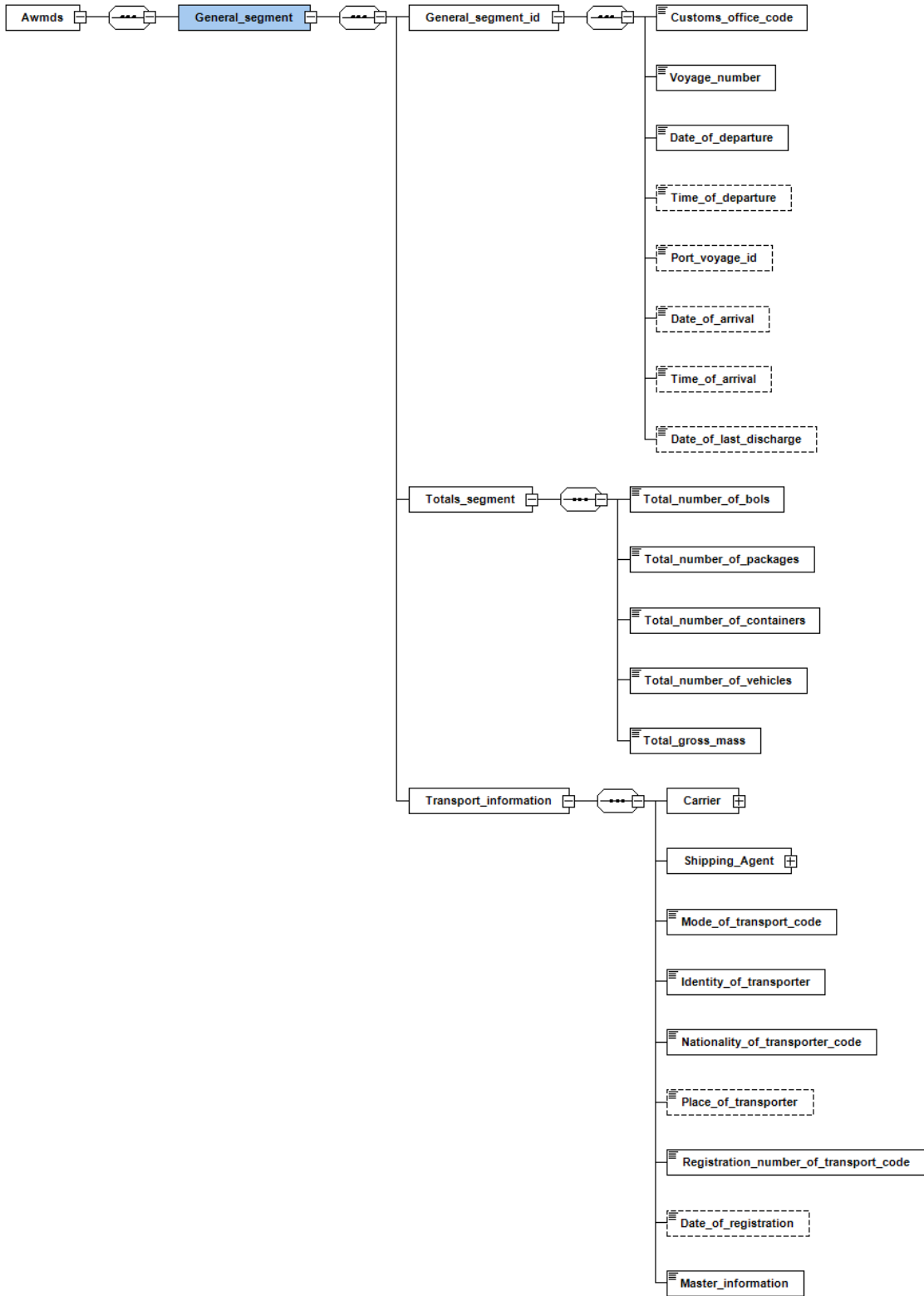
SEGMENT: <Manifest_identification>			
TAG NAME	FORMAT	USE	DESCRIPTION
<Customs_office_code>	AN5	Mandatory	Customs office code where manifest will be submitted
<Voyage_number>	AN17	Mandatory	Voyage or flight number assigned by the carrier
<Date_of_departure>	DATE	Mandatory	Departure or sailing date
<Coloader_code>	AN17	Optional	Carrier code assigned by Customs

Special Considerations

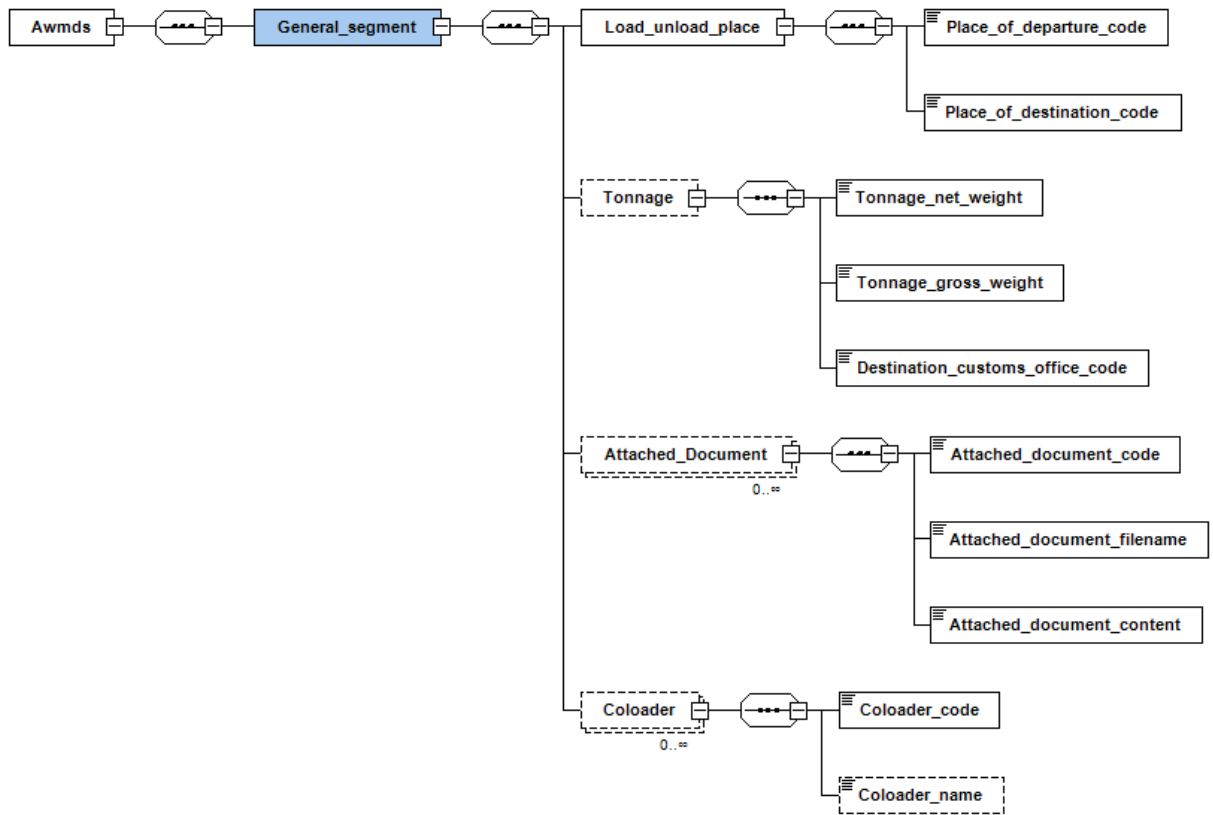
The Manifest identified by the mandatory fields above will check ASYCUDA for Authorization of your Carrier and Shipping Agent information specified in each of your Bol_segment as shown below.

SEGMENT: <Transport_information>			
TAG NAME	FORMAT	USE	DESCRIPTION
<Carrier>		Mandatory	Carrier segment
<Carrier_code>	AN17	Mandatory	SCAC/IATA Code provided by ASYCUDA
<Shipping_Agent>		Mandatory	Shipping agent segment
<Shipping_Agent_code>	AN17	Mandatory	Shipping agent code assigned by Customs

Annex A – Visual representation - General Segment (for manifest)



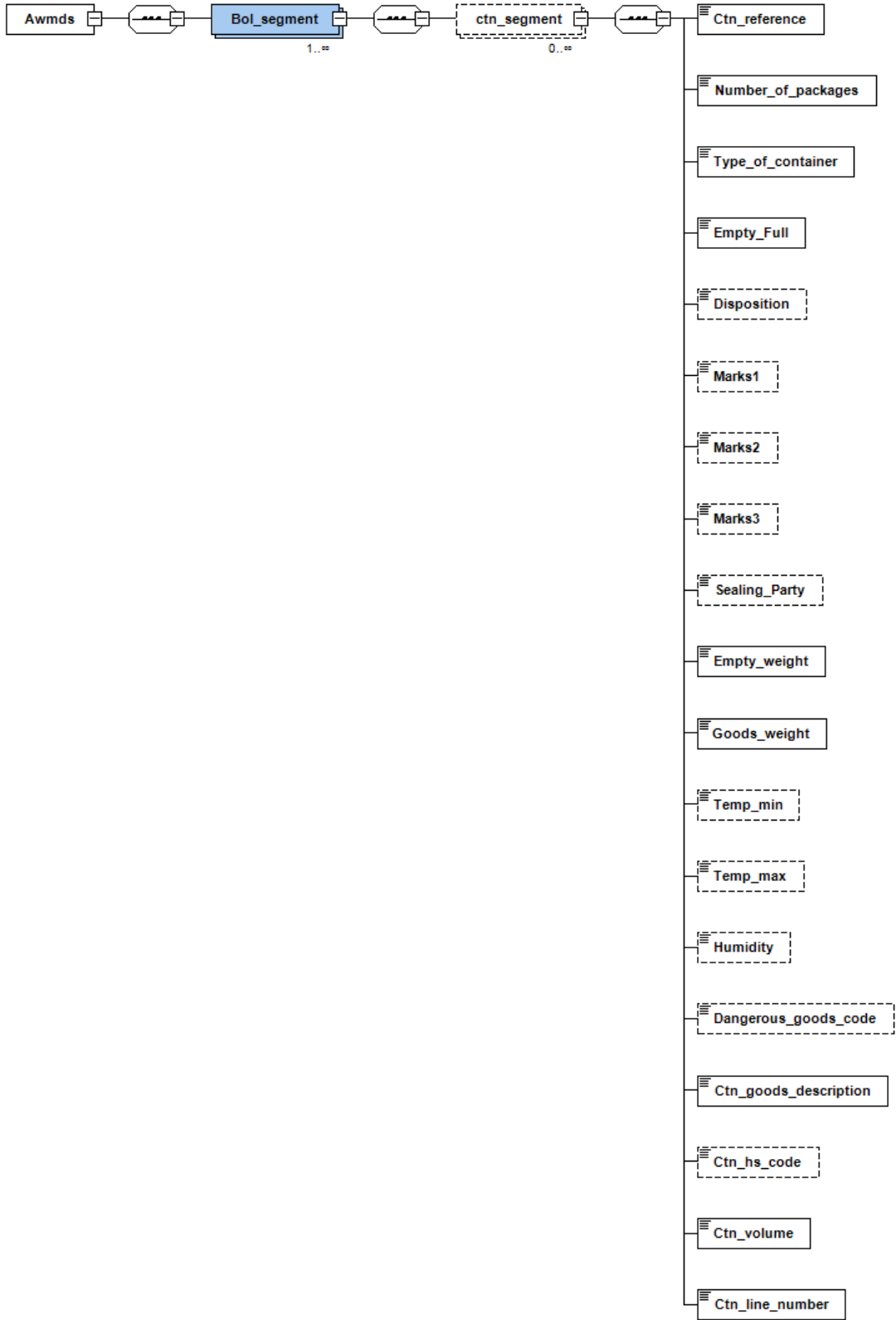
Continuation of the General Segment (for manifest)



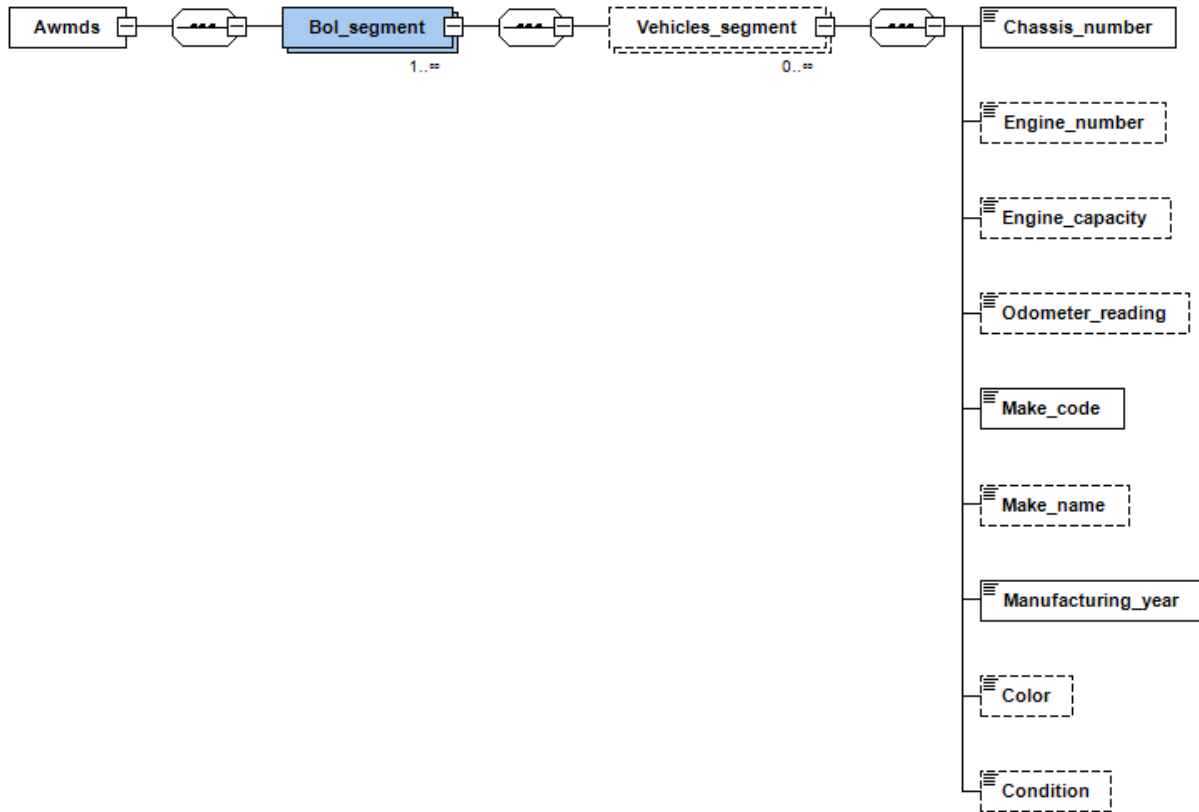
Annex B – Visual representation - BOL segment




Continuation of the BOL segment - Container segment



Continuation of the BOL segment - (New) Vehicle segment



Continuation of the BOL segment - Goods segment



Continuation of the BOL segment - remaining segments

