

# Hackney Division

## Judging Specifications 2016



# New Rule—Effective 4-1-16

---



- New section for Amateur Owner Trainers
- See requirements in HK106 Amateur Owner Trainer-AOT.
- Class specifications follow those of the amateur class within that section.

# Points of Emphasis

---



- Broken Wind
- Must be serviceably sound i.e.:
  - No evidence of lameness
  - No evidence of broken wind
- Hackneys that show evidence of lameness or broken wind must be severely penalized.

# Points of Emphasis

---



## HK112.2 Artificial Appliances

- Entries must be shown without artificial appliances (i.e. wired ears, chains, shackles, draw reins, kicking strap, conspicuous wire cavessons).
- Inconspicuously applied hair in mane or tail, a tail brace and mouth controls are permitted.

# Time outs and Work outs

---



- One 5 minute time out per class, including workout.
- Judged as a separate class,
- Horses tied for placings in the workout.
- Must be worked both ways of the ring at any or all gaits listed in class specifications.
  - Road Ponies: must work both ways at all gaits.

# Open, Mares, Stallions, Geldings, Maiden, Novice, Limit, Gentlemen, and Owners

---



## HK104.1 :

- Ultimate representative of the breed
- Nearly perfect as possible
- Perform all gaits with animation, brilliance and extreme action at both ends
- Performance is paramount.

# Ladies

---



## HK104.3:

- Open to stallions, mares, and geldings
- Outstanding in refinement and elegance
- Suitability of pony to driver considered
- Expression is important and quality is a prime consideration
- Gaits should be performed with brilliance on command
- **Must** stand quietly and back readily

# Junior Exhibitors

---



## HK104.4

- Open to mares and geldings
- Manners are paramount
- Willingness to perform, suitability, balanced action
- Gaits performed with brilliance on command
- **Must** stand quietly and back readily



# Amateurs

---



## HK104.5

- Open to stallions, mares and geldings
- May be a bit stronger and perform in a bolder manner
- More action and animation are desired and less emphasis may be put on manners than in Ladies or Junior Exhibitor classes
- **Must** stand quietly and back readily

# Judging Specifications

---



- There were discrepancies between the qualifying class judging specifications and the championship class judging specifications.
- These were updated effective 4-1-14



---

# **HACKNEY (COB TAILS) AND HARNESS PONIES**

# Hackney Ponies (Cob Tails)

---



- Must appear to have a short tail and a tightly braided mane
- Maximum height 14.2 hands.

# Harness Ponies

---



- Exhibited with a long mane and undocked tail.
- Maximum height 12.2 hands.

# Cob Tail & Harness Pony - Appointments

---




- Shown to a viceroy or other suitable vehicle
- Attached sidecheck with round blinkers with a liverpool bit. A separate sidecheck bit is not required.
- Severely penalized if not properly bitted in the half cheek.
- Tradition suggest the use of an apron, gloves and whip but they are not required.
- Appropriate apparel is encouraged.

# Acceptable Half Cheeks



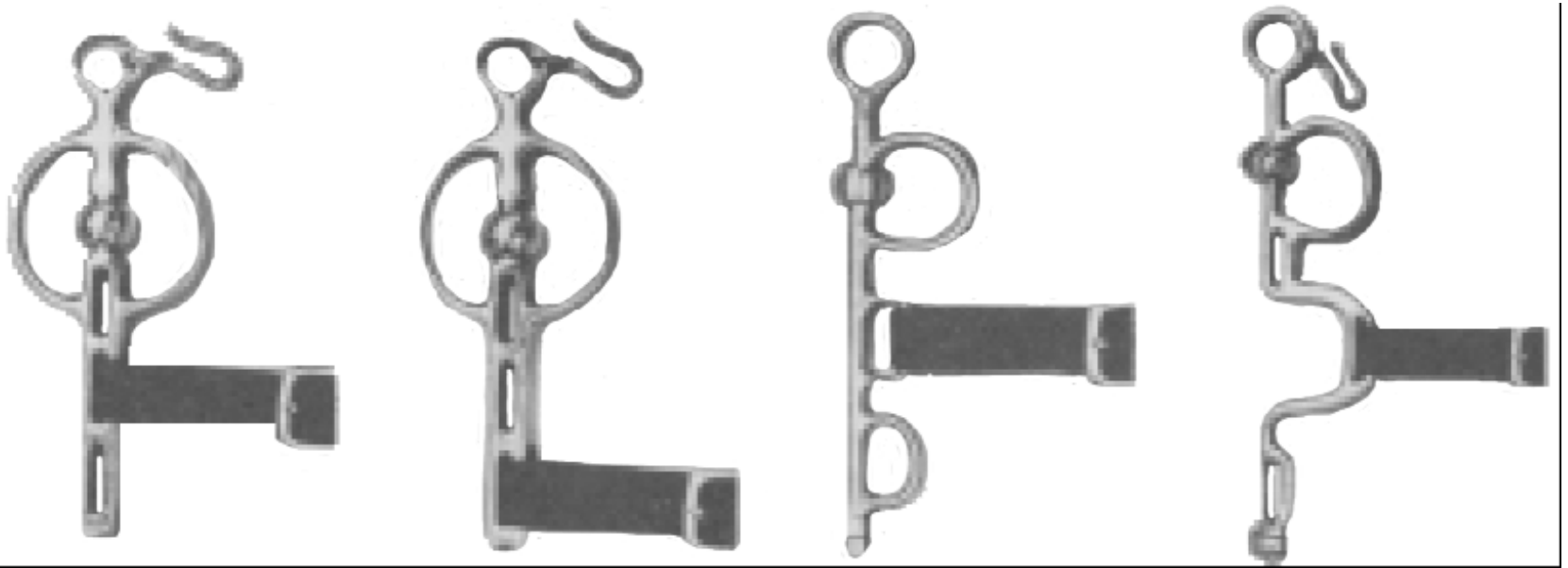
“To be driven in the half cheek” - reins should be around the post or through the top slot, provided top slot is  $\frac{3}{4}$  of the way inside the ring



# Unacceptable Half Cheeks



- Not permitted in Junior Exhibitor, Amateur, and Ladies Classes.
- If not properly bitted in the half cheek the entry must be severely penalized.





# Cob Tail & Harness Pony—Gaits

---



- Park Trot —executed in a highly collected manner
- Show Your Pony —designates the speed which shows the pony to its best advantage
- Amateur, Ladies, and Junior Exhibitor Ponies show at Park Trot **ONLY**.
- Excessive speed is undesirable and shall be penalized

# Cob Tail & Harness Pony –Line Up

---



- **Open, Mares, Stallions, Geldings, Maiden, Novice, Limit, Gentleman, Owners, Junior**
  - One attendant, suitably attired, allowed to head pony
  - Pony may be unchecked while lined up

# Cob Tail & Harness Pony –Line Up

---



- **Ladies, Amateur, and Junior Exhibitor**
  - One attendant, suitably attired, allowed to head pony.
  - Must remained checked but checks may be adjusted.
  - Attendant may stand an entry on its feet and remain at least two paces from the head.

# Judging Specifications



<b>Open; Stallions, Mares, and Geldings; Maiden, Novice, Limit; Gentlemen and Owners</b>	Performance	Presence	Quality	Conformation	Manners
<b>Four years old and Under</b>	Performance	Presence	Quality	Conformation	Manners
<b>Ladies</b>	Manners	Quality	Suitability	Performance	Conformation
<b>Junior Exhibitor</b>	Manners	Suitability	Quality	Performance	Conformation
<b>Amateur</b>	Manners	Performance	Quality	Presence	Conformation

# Pleasure Driving Ponies

---



- Open to ponies 14.2 hands and under
- Mares and geldings only
- Longtails and Cobtails may show together
- All judges must walk the line up
- Imperative that ponies stand quietly and back readily in the lineup



# Pleasure Driving Ponies Gaits

---



- Shown at flat walk, pleasure trot and road trot
  - showing a distinct difference in gait
- Penalize excessive speed and laboring motion
- Emphasis placed on a pleasurable drive while retaining a show attitude

# Pleasure Driving Pony - Appointments

---



- Harness with low crupper, sidecheck or overcheck, square or round blinkers, snaffle, Martingale optional, checkbit mandatory
- Braids permitted in Park and Show Pleasure Driving; not country pleasure
- Two-wheeled basket type jog cart or road bike with basket
- Switches or artificial tails permitted
- Appropriate apparel encouraged

# New Rule Change-effective 4-1-16

---



- In the Pleasure driving section (show, park and country) entries must be shown with driver only.



# Judging Specifications

---



<b>Pleasure Driving (Park, Show and Country)</b>	Suitability	Manners	Performance	Quality	Conformation	
--	-------------	---------	-------------	---------	--------------	--

# Country Pleasure Ponies

---



- May be less showy, but still typical of the breed
- Must halt on the rail, both directions
- Transitions smooth, effortless and prompt; obedient
- Special emphasis placed on a true, flat walk
- Ground covering action is desired
- **To be penalized:** pulling, head tossing, laboring action, going sideways

# Country Pleasure - Shoeing

---



- Must be plain shod may have toe or side clips
- No bands, bars, pads, wedges, lead, springs or any attachment that extends below the bottom of the shoe.
- Sole and entire frog must be visible.
- Any animal with prohibited shoeing must be disqualified from further competition at that event.

# AHHS Youth Medallion Classes

---



- Safety is **paramount** with suitability of exhibitor to horse/pony and ability to show it at its best advantage given first consideration
- Classes to be judged same as Hackney Junior Exhibitor class specs with exception that [suitability](#) is to be judged first.

# AHHS Youth Medallion Classes

---



- Protective headgear is mandatory in all Roadster Pony to Bike, Roadster Pony Under Saddle classes
- Protective headgear is strongly recommended in Pleasure Pony classes.

# AHHS Youth Medallion Classes

---



- See HK132 for class specifications for:
  - Roadster Pony
  - Show Pleasure Driving
  - Country Pleasure Driving
  - Hackney/Harness
  - Roadster Pony Under Saddle
  - Pleasure Under Saddle
  - Pleasure Driving-Reinsmanship
  - Showmanship In-Hand

# Hackney Roadster Ponies

---



- Roadster Ponies must appear to have a long mane and tail.
- A judge licensed in the Hackney Pony division can judge Roadster Pony classes. (GR1004.5)
- Remember, Roadster Ponies aren't just Harness Ponies in different equipment that go faster!

# Roadster Pony–Appointments

---



- Driver shall wear stable colors, cap (or protective headgear) and jacket to match.
- Number must be worn on the back of the driver
- Ponies shown to a roadster cart (bike). A low crupper, overcheck, square blinkers and straight or broken snaffle bit.
- Martingales, and protective boots permitted.



# Roadster Pony - Protective Headgear

---



- Protective headgear is required for all Junior Exhibitor and AHHS Youth Medallion roadster pony classes (bike and under saddle)
- In Roadster Pony to Wagon classes drivers wear business suit with hat of choice.
  - Exception: Junior Exhibitor's must wear protective headgear

# Roadster Showing Procedures

---



- Enter the ring clockwise at the jog-trot, then show at road gait. Must show animation, brilliance, and presence.
- Turn counterclockwise at the jog-trot, show at road gait and then trot at speed (must show speed while maintaining form)
- Improper cadence, hesitation of the hock's action, or mixed gaited ponies that rack or run on the turns shall be penalized.
- Light mouthed, capable of being taken up at any time and show willingness to stand when being judged.
- Performance at ALL THREE gaits should be strongly considered

# Roadster Pony Line Up

---



- **Open Classes**—No attendant is permitted, driver may uncheck pony and head it when left in center ring during a workout.
- **Junior Exhibitor, Ladies, or Amateur classes**—one attendant is permitted to head the pony, but must not touch the entry except for safety reasons.

# Class Specifications

## Roadster Ponies



<b>Roadster Pony (Open, Limit, Novice, Junior)</b>	Performance	Speed	Presence	Quality	Conformation	manners
<b>UPHA Roadster Pony to Bike</b>	Performance	Speed	Quality	manners		
<b>Roadster Pony to Bike  (Jr. Exhibitor, Amateur, Ladies)</b>	Suitability	Manners	Performance	Speed	Quality	
<b>Roadster Pony Under Saddle</b>	Manners	Performance	Speed	Quality	Suitability	
<b>Roadster Pony to Wagon</b>	Performance	Speed	Quality	manners		

# Specialty Classes

---



- See [HK130](#) for class specifications for:
  - Hackney Pony Gig
  - Hackney or Harness Carriage Class
  - Pair of Hackney or Harness Ponies

# Hackney Horse Division

---



- The height of the Hackney Horse shall be over 14.2 hands.
- Horses are to be serviceably sound.
- Horses showing evidence of lameness or broken wind must be severely penalized.

# Hackney Horse Performance Classes

---



- Overchecks are not permitted
- Excessive speed is undesirable
- Shown at Park Trot and Show Your Horse. “Drive On” is never used.
  - Amateur, Ladies, and Jr. Exhibitor horses shown at the Park Trot only.
  - See **HK144 and 147** for specific classes and specifications.

# Pleasure Hackney Horses

---



- This section emphasizes manners
- Must have tractable temperament and a generous, cadenced, lofty way of going
- Gaits:
  - Walk— 4-beat flat footed
  - Trot— high stepping, reaching, forward, balanced, not rushed
  - Canter— pure, 3-beat canter that's not rushed, crooked or overly collected



# Pleasure Hackney Horses continued...

---



- Mane can be long and natural, pulled, short, braided, or roached.
- Tail is long and natural (does not exclude docked or nicked tails if done prior to prohibiting dock/nicked tails.)
- Natural tail set is encouraged
- Artificial hair/tail caps are discouraged

# General Appearance of the Hackney

---



- **Overall view from the side-** can be divided into equal thirds: tip of the nose to withers; withers to mid-loin; and mid-loin to tip of buttocks.
- **Type:** Symmetry, overall ease of identification as a Hackney.
- **Quality:** Bone clean, dense, fine, yet indicating substance. Tendons and joints sharply defined, hide and hair fine, general refinement.
- **Temperament:** Gentleness-disposition good; active, intelligent.


# Conformation Proportions

---



## HEAD:

- Well-shaped and in proportion in size to the size of the animal
- Eyes should be large and set wide apart.
- Ears should be well shaped, set somewhat close together on top of the head and carried alertly.
- Face should be straight with a fine muzzle, large nostrils and a clean smooth jaw line with the mandible set wide apart - for good air passage.




# NECK:

---



- Should be set on top of the shoulder with a definite demarcation where it arises from the chest and also where it attaches to the withers.
- The top line on the neck should be considerably longer than the under line with a fine throat latch and long poll to facilitate attractive head carriage.



# BODY:

---



- Shoulder should be long and well angulated with prominent, well defined withers.
- Back should be somewhat level with a shorter top line than under line.
- Hip should also be long with a fairly flat croup and high-set tail carriage.

# LEGS:

---



## Front Legs:

- Attached well forward beneath point of shoulder
- Straight with long forearm and short cannon
- Pasterns of sufficient length to provide a light, springy step

## Hind Legs:

- Set on the “corners” of the body
- Long gaskin and short cannon
- Slight “sickle hocked” appearance is not undesirable
- Hock & knee should be approx. same distance from ground

**Hooves:** proportion to size of animal, open at heel, slight toeing out not objectionable

# Hackney Breeding Classes

---



- To be shown in-hand at a walk and trot both ways of the ring
- Conformation, type, quality and finish to count 50% and performance, manners, disposition and way of going shall count 50%
- Two-year-old stallions and geldings may be shown in stallion tack. Stallions and geldings over two years old must be shown in stallion tack.
- Inconspicuous hair and/or tail brace permitted. A spoon crupper is optional.

**USEF would like to thank the following for use  
of their videos and photos.**

---

- American Hackney Horse Society
- Amanda Bassett

